



# VIRGINIA

2024-25 WOMEN'S BASKETBALL

   UVAWOMENSHOOPS



## TABLE OF CONTENTS

- 1. Quick Facts
- 2. 2024-25 Schedule
- 3-4. 2024-25 Roster

### LOOKING BACK AT 2023-24

- 5-11. Final Statistics
- 12-18. Box Scores

### POSTSEASON

- 19. Postseason Summary
- 20-21. NCAA Tournament History
- 22-23. ACC Tournament

### RECORDS

- 25-26. Scoring Records
- 27-28. Field Goal Records
  - 29. 3-Point Field Goal Records
  - 30. Free Throw Records
  - 31. Assists, Blocks and Steals
  - 32. Rebounding Records
- 33-34. Year-By-Year Statistics
- 35. Home Attendance
- 36. All-time rankings
- 37. Upsets & 100-point games

### HISTORICAL RESULTS

- 38-46. All-Time Results
- 47-48. Series Records
- 49-51. Series vs 2023-24 Opponents
- 52. In-Season Tournaments

### HISTORY AND HONORS

- 53. All-Time Cavalier Coaches
- 54-55. Academic All-Americans
- 56-57. Virginia's All-Americans
  - 57. Retired Numbers and Jerseys
- 58-59. WNBA Players
- 60-67. All-Time Honors and Accolades
- 68-69. All-Time Letterwinners
- 69-70. All-Time Numbers

## QUICK FACTS

### UNIVERSITY OF VIRGINIA

Location: ..... Charlottesville, Va. 22904  
 Founded: ..... 1819 by Thomas Jefferson  
 Enrollment: ..... 27,115 (Undergraduate 18,006)  
 President: ..... James E. Ryan  
 Athletics Director: ..... Carla Williams  
 Faculty Athletics Rep.: ..... Carrie Heilman  
 Nicknames: ..... Cavaliers, Wahoos, 'Hoos  
 Mascot: ..... Cavalier  
 Colors: ..... Navy and Orange  
 Song: ..... "Good Old Song"

### JOHN PAUL JONES ARENA INFORMATION

Facility (Capacity): ..... 14,593  
 First Year of Operation: ..... 2006  
 Largest Attendance Figure (WBB): ..... 11,975 (3/3/24 vs. Virginia Tech)  
 UVA's Overall Record in Facility: ..... 190-93  
 First Event in Facility: ..... 11/12/06 vs. Old Dominion (WBB)  
 First Official UVA Contest Played in Facility: ..... 11/12/06 vs. Old Dominion (WBB)  
 First Official UVA Victory in Facility: ..... 11/12/06 vs. Old Dominion (WBB)  
 In-game Press Row Phone Number: ..... 434-962-0579

### COACHING INFORMATION

Head Coach: ..... Amaka Agugua-Hamilton, 3rd Season (Hofstra '05)  
 Record At Virginia (Career Record): ..... 31-31 (105-46)  
 Associate Head Coach ..... CJ Jones  
 Assistant Coaches..... Tori Jankoska  
 ..... Alysiah Bond  
 Assistant Coach/Video Coordinator ..... Janko Popovic  
 Director of Women's Basketball Operations: ..... Jazmin Horne  
 Director of Scouting & Player Development ..... Jackson Kenyon  
 Director of Multimedia & Content ..... Kahree Peterson  
 Athletic Trainer ..... Anthony Crescienzi  
 Strength & Conditioning Coach ..... Justin Westbrook

### VIRGINIA TEAM INFORMATION

First Year: ..... 1973-74  
 All-Time Record: ..... 976-549 (51 seasons)  
 All-Time ACC Record ..... 378-270  
 ACC Tournament Record: ..... 38-42  
 2023-24 Overall Record ..... 16-16  
 2023-24 ACC Record and Finish: ..... 7-11 (T10)  
 2023-24 ACC Tournament: ..... 1st Round  
 2023-24 Postseason: ..... WBIT 2nd Round  
 NCAA Appearances/Last: ..... 25/2018  
 Postseason Record: ..... 49-35  
 NCAA Tournament Record: ..... 34-25  
 WNIT Record: ..... 14-9  
 Starters Returning/Lost: ..... 2/3  
 Letterwinners Returning/Lost: ..... 7/7  
 Newcomers: ..... 7

### ATHLETIC COMMUNICATIONS

Director: ..... Erich Bacher  
 Assistant Director, WBB Contact: ..... Quinn Hull  
 Cell Phone: ..... 603-231-0026  
 Email Address: ..... quinn.hull@virginia.edu  
 Media Relations Mailing: ..... P.O. Box 400853, Charlottesville, VA 22904-4853  
 Overnight Package Delivery: ..... 295 Massie Road, Charlottesville, VA 22903

# 2024-25 SEASON SCHEDULE



Date	Opponent	Location	Time	TV
<b>Thu., Oct. 31</b>	<b>Barton College (Exh.)</b>	<b>Charlottesville, Va.</b>	<b>6 p.m.</b>	<b>N/A</b>
<b>Mon., Nov. 4</b>	<b>American</b>	<b>Charlottesville, Va.</b>	<b>7 p.m.</b>	<b>ACCNX</b>
Fri., Nov. 8	at Oklahoma	Norman, Okla.	9 p.m.	SECN
<b>Wed., Nov. 13</b>	<b>Radford</b>	<b>Charlottesville, Va.</b>	<b>7 p.m.</b>	<b>ACCNX</b>
<b>Sun., Nov. 17</b>	<b>La Salle</b>	<b>Charlottesville, Va.</b>	<b>2 p.m.</b>	<b>ACCNX</b>
<b>Wed., Nov. 20</b>	<b>Alabama State</b>	<b>Charlottesville, Va.</b>	<b>7 p.m.</b>	<b>ACCNX</b>
<b>Sun., Nov. 24</b>	<b>Bethune-Cookman</b>	<b>Charlottesville, Va.</b>	<b>4 p.m.</b>	<b>ACCN</b>
Thu., Nov. 28	# Green Bay	San Juan, Puerto Rico	11 a.m.	Flo
Fri., Nov. 29	# Washington State	San Juan, Puerto Rico	4 p.m.	Flo
Sat., Nov. 30	# Wyoming	San Juan, Puerto Rico	12:30 p.m.	Flo
<b>Thu., Dec. 5</b>	<b>\$ Auburn</b>	<b>Charlottesville, Va.</b>	<b>6 p.m.</b>	<b>ACCN</b>
<b>Sun., Dec. 8</b>	<b>* Boston College</b>	<b>Charlottesville, Va.</b>	<b>2 p.m.</b>	<b>ACCNX</b>
<b>Tue., Dec. 17</b>	<b>UMES</b>	<b>Charlottesville, Va.</b>	<b>7 p.m.</b>	<b>ACCNX</b>
<b>Sat., Dec. 21</b>	<b>Coppin State</b>	<b>Charlottesville, Va.</b>	<b>1 p.m.</b>	<b>ACCNX</b>
Sun., Dec. 29	* at Notre Dame	South Bend, Ind.	12 p.m.	ACCN
<b>Thu., Jan. 2</b>	<b>* Wake Forest</b>	<b>Charlottesville, Va.</b>	<b>7 p.m.</b>	<b>ACCNX</b>
Thu., Jan. 9	* at Clemson	Clemson, S.C.	7 p.m.	ACCNX
<b>Sun., Jan. 12</b>	<b>* Duke</b>	<b>Charlottesville, Va.</b>	<b>12 p.m.</b>	<b>ACCN</b>
Thu., Jan. 16	* at Virginia Tech	Blacksburg, Va.	6 p.m.	ACCNX
Sun., Jan. 19	* at NC State	Raleigh, N.C.	2 p.m.	The CW
<b>Thu., Jan. 23</b>	<b>* Georgia Tech</b>	<b>Charlottesville, Va.</b>	<b>7 p.m.</b>	<b>ACCNX</b>
<b>Sun., Jan. 26</b>	<b>* Louisville</b>	<b>Charlottesville, Va.</b>	<b>4 p.m.</b>	<b>The CW</b>
Thu., Jan. 30	* at Miami	Coral Gables, Fla.	7 p.m.	ACCNX
Sun., Feb. 2	* at Syracuse	Syracuse, N.Y.	12 p.m.	ACCN
<b>Thu., Feb. 6</b>	<b>* Florida State</b>	<b>Charlottesville, Va.</b>	<b>7 p.m.</b>	<b>ACCNX</b>
<b>Sun. Feb. 9</b>	<b>* Virginia Tech</b>	<b>Charlottesville, Va.</b>	<b>12 p.m.</b>	<b>ACCN</b>
Sun., Feb. 16	* at Pitt	Pittsburgh, Pa.	2 p.m.	ACCN
<b>Thu., Feb. 20</b>	<b>* California</b>	<b>Charlottesville, Va.</b>	<b>7 p.m.</b>	<b>ACCNX</b>
<b>Sun., Feb. 23</b>	<b>* Stanford</b>	<b>Charlottesville, Va.</b>	<b>6 p.m.</b>	<b>ACCN</b>
Thu., Feb. 23	* at SMU	Dallas, Texas	8 p.m.	ACCNX
Sun., March 2	* at North Carolina	Chapel Hill, N.C.	2 p.m.	The CW

**Bold** denotes home match; all times listed are ET

\* – ACC regular-season game

# – Discover Puerto Rico Shootout (San Juan, Puerto Rico)

\$ – SEC/ACC Challenge

% – ACC Tournament (Greensboro, N.C.)



# 2024-25 ROSTER

## NUMERICAL

No.	Name	Pos.	Yr.	Ht.	Hometown	High School/Previous School
0	Olivia McGhee	G	So.	6-2	Louisa, Va.	IMG Academy
1	Paris Clark	G	Jr.	5-8	Bronx, N.Y.	Long Island Lutheran/Arizona
2	RyLee Grays	F	So.	6-4	Pearland, Texas	Pearland/North Carolina
4	Jillian Brown	G	Sr.	5-11	Grand Rapids, Mich.	East Grand Rapids/Northwestern
5	Yonta Vaughn	G	Jr.	5-8	District Heights, Md.	Bishop McNamara
7	Hawa Doumbouya	C	So.	6-7	Bronx, N.Y.	Our Lady of Mount Carmel/Maryland
8	Edessa Noyan	F	So.	6-3	Södertälje, Sweden	Täljegymnasiet
10	Casey Valenti-Paea	G	Gr.	5-9	Melbourne, Australia	Maribryon College/Long Beach St./Buffalo
12	Kamryn Kitchen	G	Fr.	5-9	Charlotte, N.C.	Independence
21	Kymora Johnson	G	So.	5-7	Charlottesville, Va.	St. Anne's-Belfield School
23	Payton Dunbar	G	Fr.	5-11	Narrows, Va.	Jefferson Christian
32	Breona Hurd	F	Fr.	6-2	Waynesville, Mo.	Waynesville
35	Latasha Lattimore	F	Sr.	6-4	Toronto, Ontario	Royal Crown/Crestwood Prep/Miami/Texas
41	Taylor Lauterbach	C	Gr.	6-7	Appleton, Wisc.	Appleton West/K-State

## ALPHABETICAL

No.	Name	Pos.	Yr.	Ht.	Hometown	High School/Previous School
4	Jillian Brown	G	Sr.	5-11	Grand Rapids, Mich.	East Grand Rapids/Northwestern
1	Paris Clark	G	Jr.	5-8	Bronx, N.Y.	Long Island Lutheran/Arizona
7	Hawa Doumbouya	C	So.	6-7	Bronx, N.Y.	Our Lady of Mount Carmel/Maryland
23	Payton Dunbar	G	Fr.	5-11	Narrows, Va.	Jefferson Christian
2	RyLee Grays	F	So.	6-4	Pearland, Texas	Pearland/North Carolina
32	Breona Hurd	F	Fr.	6-2	Waynesville, Mo.	Waynesville
21	Kymora Johnson	G	So.	5-7	Charlottesville, Va.	St. Anne's-Belfield School
12	Kamryn Kitchen	G	Fr.	5-9	Charlotte, N.C.	Independence
35	Latasha Lattimore	F	Sr.	6-4	Toronto, Ontario	Royal Crown/Crestwood Prep/Miami/Texas
41	Taylor Lauterbach	C	Gr.	6-7	Appleton, Wisc.	Appleton West/K-State
0	Olivia McGhee	G	So.	6-2	Louisa, Va.	IMG Academy
8	Edessa Noyan	F	So.	6-3	Södertälje, Sweden	Täljegymnasiet
10	Casey Valenti-Paea	G	Gr.	5-9	Melbourne, Australia	Maribryon College/Long Beach St./Buffalo
5	Yonta Vaughn	G	Jr.	5-8	District Heights, Md.	Bishop McNamara

**Head Coach:** Amaka Agugua-Hamilton (Hofstra '05), 3rd year

**Associate Head Coach:** CJ Jones (Francis Marion '10), 3rd year

**Assistant Coach:** Tori Jankoska (Michigan State '16), 3rd year

**Assistant Coach:** Alysiah Bond (Ohio State '95), 3rd year

**Assistant Coach:** Janko Popovic (LeMoyne-Owen, '14), 3rd year

# 2024-25 BROADCAST ROSTER



**#0 OLIVIA MCGHEE**  
6-2 Guard  
Louisa, Va.




**#1 PARIS CLARK**  
5-8 Guard  
The Bronx, N.Y.



**#2 RYLEE GRAYS**  
6-4 Forward  
Pearland, Texas



**#4 JILLIAN BROWN**  
5-11 Guard  
Grand Rapids, Mich.



**#5 YONTA VAUGHN**  
5-8 Guard  
District Heights, Md.



**#7 HAWA DOMBOUYA**  
6-7 Center  
Bronx, N.Y.



**#8 EDESSA NOYAN**  
6-3 Guard  
Södertälje, Sweden



**#10 CASEY VALENTI-PAEA**  
5-9 Guard  
Melbourne, Australia



**#12 KAMRYN KITCHEN**  
5-9 Guard  
Charlotte, N.C.



**#21 KYMORA JOHNSON**  
5-7 Guard  
Charlottesville, Va.



**#23 PAYTON DUNBAR**  
5-11 Guard  
Narrows, Va.



**#32 BREONA HURD**  
6-2 Forward  
Waynesville, Mo.



**#35 LATASHA LATTIMORE**  
6-4 Forward  
Toronto, Ontario



**#41 TAYLOR LAUTERBACH**  
6-7 Center  
Appleton, Wisc.



**Amaka Agugua-Hamilton**  
Head Coach  
3rd Season



**CJ Jones**  
Assistant Coach  
3rd Season



**Tori Jankoska**  
Assistant Coach  
3rd Season



**Alysiah Bond**  
Assistant Coach  
3rd Season



**Janko Popovic**  
Assistant Coach  
3rd Season



# 2023-24 OVERALL STATISTICS



## 2023-24 Virginia Women's Basketball Combined Team Statistics All games

### Game Records

Record	Overall	Home	Away	Neutral
ALL GAMES	16-16	10-8	5-6	1-2
CONFERENCE	7-11	3-6	4-5	0-0
NON-CONFERENCE	9-5	7-2	1-1	1-2

### Score by Periods

Team	1st	2nd	3rd	4th	OT	TOT
Virginia	515	552	600	640	12	2319
Opponents	558	520	565	563	6	2212

### Team Box Score

No.	Player	Total			3-Point			F-Throw		Rebounds				Other								
		GP-GS	MIN	AVG	FG-FGA	FG%	3FG-3FGA	3FG%	FT-FTA	FT%	OFF	DEF	TOT	AVG	PF	DQ	A	TO	BLK	STL	PTS	AVG
21	JOHNSON, Kymora	32-32	996:52	31.2	184-445	.413	60-189	.317	61-75	.813	27	123	150	4.7	62	0	172	88	9	56	489	15.3
20	TAYLOR, Camryn	28-26	697:32	24.9	151-325	.465	15-29	.517	96-115	.835	89	81	170	6.1	98	6	17	48	23	23	413	14.8
1	CLARK, Paris	29-26	705:50	24.3	104-258	.403	18-50	.360	61-80	.763	50	80	130	4.5	71	2	60	63	13	46	287	9.9
34	CLARKSON, London	26-14	553:16	21.3	52-114	.456	0-0	.000	63-89	.708	49	58	107	4.1	80	2	18	35	16	25	167	6.4
33	BRUNELLE, Sam	30-21	585:55	19.5	62-172	.360	39-118	.331	22-25	.880	21	65	86	2.9	39	0	26	26	25	14	185	6.2
4	BROWN, Jillian	30-10	552:59	18.4	58-164	.354	15-51	.294	40-47	.851	37	96	133	4.4	53	0	46	46	12	16	171	5.7
0	MCGHEE, Olivia	32-8	475:02	14.8	65-178	.365	25-88	.284	20-23	.870	20	43	63	2.0	26	0	11	30	9	17	175	5.5
5	VAUGHN, Yonta	17-0	323:44	19.0	33-99	.333	14-45	.311	5-9	.556	2	38	40	2.4	16	0	60	27	1	10	85	5.0
23	SMITH, Alexia	32-19	584:39	18.3	51-135	.378	6-26	.231	24-39	.615	27	93	120	3.8	24	0	64	37	4	22	132	4.1
32	PAULEY, Cady	20-0	143:57	7.2	20-64	.313	13-51	.255	5-6	.833	4	8	12	0.6	13	0	7	7	2	2	58	2.9
12	NOYAN, Edessa	28-3	383:12	13.7	32-64	.500	4-11	.364	12-16	.750	30	56	86	3.1	60	4	11	25	12	11	80	2.9
14	LAWSON, Kaydan	24-1	255:54	10.7	14-47	.298	7-31	.226	15-24	.625	16	36	52	2.2	36	0	8	15	5	13	50	2.1
41	LAUTERBACH, Taylor	23-0	166:07	7.2	9-34	.265	2-11	.182	7-10	.700	15	31	46	2.0	23	0	3	13	11	3	27	1.2
Team											61	61	122					5				
<b>Total</b>		<b>32</b>	<b>6425</b>		<b>835-2099</b>	<b>.398</b>	<b>218-700</b>	<b>.311</b>	<b>431-558</b>	<b>.772</b>	<b>448</b>	<b>869</b>	<b>1317</b>	<b>41.2</b>	<b>601</b>	<b>14</b>	<b>503</b>	<b>465</b>	<b>142</b>	<b>258</b>	<b>2319</b>	<b>72.5</b>
<b>Opponents</b>		<b>32</b>	<b>6425</b>		<b>784-1951</b>	<b>.402</b>	<b>209-690</b>	<b>.303</b>	<b>435-600</b>	<b>.725</b>	<b>356</b>	<b>857</b>	<b>1213</b>	<b>37.9</b>	<b>532</b>	<b>9</b>	<b>472</b>	<b>497</b>	<b>117</b>	<b>224</b>	<b>2212</b>	<b>69.1</b>

### Team Statistics

	UVA	OPP
<b>Scoring</b>	<b>2319</b>	<b>2212</b>
Points per game	72.5	69.1
Scoring margin	+3.3	-
<b>Field goals-att</b>	<b>835-2099</b>	<b>784-1951</b>
Field goal pct	.398	.402
<b>3 point fg-att</b>	<b>218-700</b>	<b>209-690</b>
3-point FG pct	.311	.303
3-pt FG made per game	6.8	6.5
<b>Free throws-att</b>	<b>431-558</b>	<b>435-600</b>
Free throw pct	.772	.725
F-Throws made per game	13.5	13.6
<b>Rebounds</b>	<b>1317</b>	<b>1213</b>
Rebounds per game	41.2	37.9
Rebounding margin	+3.3	-
<b>Assists</b>	<b>503</b>	<b>472</b>
Assists per game	15.7	14.8
<b>Turnovers</b>	<b>465</b>	<b>497</b>
Turnovers per game	14.5	15.5
Turnover margin	+1.0	-
Assist/turnover ratio	1.1	0.9
<b>Steals</b>	<b>258</b>	<b>224</b>
Steals per game	8.1	7.0
<b>Blocks</b>	<b>142</b>	<b>117</b>
Blocks per game	4.4	3.7
<b>Winning streak</b>	<b>0</b>	<b>-</b>
Home win streak	3	-
<b>Attendance</b>	<b>83733</b>	<b>38291</b>
Home games-Avg/Game	18-4652	11-3481
Neutral site-Avg/Game	-	3-2757

### Team Results

Date	Opponent		Score	Att.
11/08/2023	UMES	W	76-52	3797
11/12/2023	Campbell	W	74-49	3965
11/15/2023	William & Mary	W	80-51	3588
11/19/2023	Oklahoma	L	67-82	4198
11/24/2023	vs Tulane	W	81-59	300
11/25/2023	vs LSU	L	73-76	1650
11/30/2023	Missouri	Wot	87-81	3701
12/03/2023	at La Salle	W	94-73	387
12/06/2023	Rider	W	78-51	3676
12/16/2023	Wofford	L	70-71	3955
12/21/2023	Fordham	W	82-56	4208
12/31/2023	NC State	L	61-72	4541
01/04/2024	at Georgia Tech	L	60-63	1237
01/07/2024	Duke	L	56-60	5041
01/11/2024	at NC State	L	66-93	5500
01/14/2024	at North Carolina	L	68-81	4579
01/18/2024	Notre Dame	L	76-86	4152
01/21/2024	at Florida St.	W	91-87	2081
01/25/2024	Pittsburgh	L	52-56	3817
01/28/2024	North Carolina	W	81-66	5690
02/01/2024	at Virginia Tech	L	63-76	8925
02/04/2024	Clemson	L	69-75	4959
02/08/2024	at Boston College	W	73-66	756
02/11/2024	at Wake Forest	W	87-79	1201
02/18/2024	Syracuse	L	79-85	6619
02/22/2024	Miami (FL)	W	77-60	3968
02/25/2024	at Louisville	W	73-68	10305
02/29/2024	at Duke	L	54-73	2005
03/03/2024	Virginia Tech	W	80-75	11975
03/06/2024	vs Wake Forest	L	55-58	6322
03/21/2024	High Point	W	81-59	1883
03/24/2024	at Villanova	L	55-73	1315

# 2023-24 ACC ONLY STATS



## 2023-24 Virginia Women's Basketball Combined Team Statistics In Conference games

Page 1/1  
as of Oct 29, 2024

2024-25 FACT BOOK

### Game Records

Record	Overall	Home	Away	Neutral
ALL GAMES	7-11	3-6	4-5	0-0
CONFERENCE	7-11	3-6	4-5	0-0
NON-CONFERENCE	0-0	0-0	0-0	0-0

### Score by Periods

Team	1st	2nd	3rd	4th	OT	TOT
Virginia	279	311	303	373	0	1266
Opponents	336	305	369	311	0	1321

### Team Box Score

No.	Player	Total					3-Point		F-Throw		Rebounds				Other				PTS	AVG		
		GP-GS	MIN	AVG	FG-FGA	FG%	3FG-3FGA	3FG%	FT-FTA	FT%	OFF	DEF	TOT	AVG	PF	DQ	A	TO			BLK	STL
21	JOHNSON, Kymora	18-18	604:38	33.6	116-279	.416	40-115	.348	47-54	.870	20	76	96	5.3	39	0	97	61	3	35	319	17.7
20	TAYLOR, Camryn	14-13	342:30	24.5	81-165	.491	11-18	.611	41-53	.774	40	44	84	6.0	53	5	6	22	10	10	214	15.3
1	CLARK, Paris	18-17	483:47	26.9	63-165	.382	10-27	.370	43-60	.717	32	57	89	4.9	47	1	39	46	10	29	179	9.9
33	BRUNELLE, Sam	18-12	369:10	20.5	33-97	.340	19-66	.288	18-19	.947	10	44	54	3.0	28	0	19	16	17	7	103	5.7
34	CLARKSON, London	16-9	327:01	20.4	27-67	.403	0-0	.000	30-49	.612	21	40	61	3.8	55	2	9	24	10	12	84	5.3
0	MCGHEE, Olivia	18-7	261:43	14.5	35-89	.393	13-43	.302	10-12	.833	11	20	31	1.7	16	0	8	16	4	9	93	5.2
5	VAUGHN, Yonta	8-0	140:21	17.5	15-51	.294	5-20	.250	5-6	.833	0	15	15	1.9	9	0	22	14	0	4	40	5.0
4	BROWN, Jillian	16-3	273:13	17.1	26-65	.400	12-22	.545	9-10	.900	15	37	52	3.3	29	0	17	25	6	5	73	4.6
12	NOYAN, Edessa	16-2	231:18	14.5	22-36	.611	2-7	.286	10-12	.833	14	24	38	2.4	40	4	6	14	8	6	56	3.5
23	SMITH, Alexia	18-8	273:15	15.2	14-50	.280	3-11	.273	16-26	.615	10	46	56	3.1	17	0	41	21	1	4	47	2.6
32	PAULEY, Cady	8-0	51:22	6.4	7-19	.368	6-16	.375	0-0	.000	1	0	1	0.1	4	0	1	3	1	0	20	2.5
14	LAWSON, Kaydan	16-1	162:02	10.1	4-20	.200	2-14	.143	14-20	.700	9	19	28	1.8	25	0	2	8	5	9	24	1.5
41	LAUTERBACH, Taylor	14-0	79:41	5.7	4-18	.222	2-6	.333	4-6	.667	7	13	20	1.4	13	0	1	6	6	0	14	1.0
Team											29	35	64					2				
<b>Total</b>		<b>18</b>	<b>3600</b>		<b>447-1121</b>	<b>.399</b>	<b>125-365</b>	<b>.342</b>	<b>247-327</b>	<b>.755</b>	<b>219</b>	<b>470</b>	<b>689</b>	<b>38.3</b>	<b>375</b>	<b>12</b>	<b>268</b>	<b>278</b>	<b>81</b>	<b>130</b>	<b>1266</b>	<b>70.3</b>
<b>Opponents</b>		<b>18</b>	<b>3600</b>		<b>462-1106</b>	<b>.418</b>	<b>108-360</b>	<b>.300</b>	<b>289-396</b>	<b>.730</b>	<b>208</b>	<b>482</b>	<b>690</b>	<b>38.3</b>	<b>309</b>	<b>6</b>	<b>280</b>	<b>242</b>	<b>72</b>	<b>133</b>	<b>1321</b>	<b>73.4</b>

### Team Statistics

	UVA	OPP
<b>Scoring</b>	<b>1266</b>	<b>1321</b>
Points per game	70.3	73.4
Scoring margin	-3.1	-
<b>Field goals-att</b>	<b>447-1121</b>	<b>462-1106</b>
Field goal pct	.399	.418
<b>3 point fg-att</b>	<b>125-365</b>	<b>108-360</b>
3-point FG pct	.342	.300
3-pt FG made per game	6.9	6.0
<b>Free throws-att</b>	<b>247-327</b>	<b>289-396</b>
Free throw pct	.755	.730
F-Throws made per game	13.7	16.1
<b>Rebounds</b>	<b>689</b>	<b>690</b>
Rebounds per game	38.3	38.3
Rebounding margin	-0.1	-
<b>Assists</b>	<b>268</b>	<b>280</b>
Assists per game	14.9	15.6
<b>Turnovers</b>	<b>278</b>	<b>242</b>
Turnovers per game	15.4	13.4
Turnover margin	-2.0	-
Assist/turnover ratio	1.0	1.2
<b>Steals</b>	<b>130</b>	<b>133</b>
Steals per game	7.2	7.4
<b>Blocks</b>	<b>81</b>	<b>72</b>
Blocks per game	4.5	4.0
<b>Winning streak</b>	<b>1</b>	<b>-</b>
Home win streak	2	-
<b>Attendance</b>	<b>50762</b>	<b>36589</b>
Home games-Avg/Game	9-5640	9-4065
Neutral site-Avg/Game	-	0-0

### Team Results

Date	Opponent		Score	Att.
12/31/2023	NC State	L	61-72	4541
01/04/2024	at Georgia Tech	L	60-63	1237
01/07/2024	Duke	L	56-60	5041
01/11/2024	at NC State	L	66-93	5500
01/14/2024	at North Carolina	L	68-81	4579
01/18/2024	Notre Dame	L	76-86	4152
01/21/2024	at Florida St.	W	91-87	2081
01/25/2024	Pittsburgh	L	52-56	3817
01/28/2024	North Carolina	W	81-66	5690
02/01/2024	at Virginia Tech	L	63-76	8925
02/04/2024	Clemson	L	69-75	4959
02/08/2024	at Boston College	W	73-66	756
02/11/2024	at Wake Forest	W	87-79	1201
02/18/2024	Syracuse	L	79-85	6619
02/22/2024	Miami (FL)	W	77-60	3968
02/25/2024	at Louisville	W	73-68	10305
02/29/2024	at Duke	L	54-73	2005
03/03/2024	Virginia Tech	W	80-75	11975



# 2023-24 RESULTS/LEADERS

## Game Records

Record	Overall	Home	Away	Neutral
ALL GAMES	16-16	10-8	5-6	1-2
CONFERENCE	7-11	3-6	4-5	0-0
NON-CONFERENCE	9-5	7-2	1-1	1-2

## Team Results

Date	Opponent		Score	Att.	High Points	High Rebounds
11/08/2023	UMES	W	76-52	3797	(22) TAYLOR, Camryn	(13) BROWN, Jillian
11/12/2023	Campbell	W	74-49	3965	(16) TAYLOR, Camryn	(8) NOYAN, Edessa
11/15/2023	William & Mary	W	80-51	3588	(17) BROWN, Jillian	(7) TAYLOR, Camryn (7) BROWN, Jillian
11/19/2023	Oklahoma	L	67-82	4198	(17) TAYLOR, Camryn	(9) BROWN, Jillian
11/24/2023	vs Tulane	W	81-59	300	(14) VAUGHN, Yonta	(6) MCGHEE, Olivia
11/25/2023	vs LSU	L	73-76	1650	(19) CLARK, Paris	(7) BROWN, Jillian (7) CLARK, Paris
11/30/2023	Missouri	Wot	87-81	3701	(26) TAYLOR, Camryn	(13) SMITH, Alexia
12/03/2023	at La Salle	W	94-73	387	(17) JOHNSON, Kymora	(8) BROWN, Jillian
12/06/2023	Rider	W	78-51	3676	(18) TAYLOR, Camryn	(13) TAYLOR, Camryn
12/16/2023	Wofford	L	70-71	3955	(14) CLARK, Paris (14) MCGHEE, Olivia	(9) CLARKSON, London
12/21/2023	Fordham	W	82-56	4208	(26) JOHNSON, Kymora	(8) TAYLOR, Camryn
12/31/2023	NC State	L	61-72	4541	(17) TAYLOR, Camryn	(15) TAYLOR, Camryn
01/04/2024	at Georgia Tech	L	60-63	1237	(19) TAYLOR, Camryn	(12) CLARK, Paris
01/07/2024	Duke	L	56-60	5041	(17) TAYLOR, Camryn	(8) JOHNSON, Kymora
01/11/2024	at NC State	L	66-93	5500	(22) TAYLOR, Camryn	(9) SMITH, Alexia
01/14/2024	at North Carolina	L	68-81	4579	(16) TAYLOR, Camryn	(7) TAYLOR, Camryn (7) CLARKSON, London
01/18/2024	Notre Dame	L	76-86	4152	(16) CLARK, Paris (16) JOHNSON, Kymora	(8) JOHNSON, Kymora
01/21/2024	at Florida St.	W	91-87	2081	(35) JOHNSON, Kymora	(10) TAYLOR, Camryn
01/25/2024	Pittsburgh	L	52-56	3817	(17) JOHNSON, Kymora	(8) SMITH, Alexia
01/28/2024	North Carolina	W	81-66	5690	(25) JOHNSON, Kymora	(7) BRUNELLE, Sam
02/01/2024	at Virginia Tech	L	63-76	8925	(22) JOHNSON, Kymora	(8) CLARK, Paris
02/04/2024	Clemson	L	69-75	4959	(24) BRUNELLE, Sam (24) JOHNSON, Kymora	(7) CLARK, Paris
02/08/2024	at Boston College	W	73-66	756	(16) VAUGHN, Yonta	(9) NOYAN, Edessa
02/11/2024	at Wake Forest	W	87-79	1201	(23) JOHNSON, Kymora	(6) BRUNELLE, Sam (6) JOHNSON, Kymora
02/18/2024	Syracuse	L	79-85	6619	(20) TAYLOR, Camryn	(8) TAYLOR, Camryn
02/22/2024	Miami (FL)	W	77-60	3968	(21) JOHNSON, Kymora	(11) TAYLOR, Camryn
02/25/2024	at Louisville	W	73-68	10305	(22) TAYLOR, Camryn	(8) CLARK, Paris
02/29/2024	at Duke	L	54-73	2005	(14) JOHNSON, Kymora	(6) JOHNSON, Kymora
03/03/2024	Virginia Tech	W	80-75	11975	(21) JOHNSON, Kymora	(7) TAYLOR, Camryn
03/06/2024	vs Wake Forest	L	55-58	6322	(18) TAYLOR, Camryn	(9) JOHNSON, Kymora
03/21/2024	High Point	W	81-59	1883	(14) CLARK, Paris	(10) NOYAN, Edessa
03/24/2024	at Villanova	L	55-73	1315	(12) TAYLOR, Camryn	(6) SMITH, Alexia

Date	Opponent	Score	Att.	High Points	High Rebounds
				(12) JOHNSON, Kymora	

## Attendance Summary

	Games	Attend	Avg/Game
Home	18	83733	4652
Away	11	38291	3481
Neutral	3	8272	2757
<b>Total</b>	<b>32</b>	<b>130296</b>	<b>4072</b>



# 2023-24 TEAM GAME-BY-GAME



## 2023-24 Virginia Women's Basketball Team Game-by-Game All games

Page 1/1  
as of Oct 29, 2024

2024-25 FACT BOOK

Opponent	Date	Score	Total		3-Pointers		Free throws		Rebounds				PF	A	TO	BLK	STL	PTS	AVG	
			FG-FGA	PCT	3FG-3FGA	PCT	FT-FTA	PCT	OFF	DEF	TOT	AVG								
UMES	11/08/2023	76-52	W	24-67	.358	8-31	.258	20-25	.800	20	40	60	60.0	15	16	19	8	8	76	76.0
Campbell	11/12/2023	74-49	W	25-62	.403	3-15	.200	21-23	.913	13	30	43	51.5	17	16	11	7	11	74	75.0
William & Mary	11/15/2023	80-51	W	29-71	.408	6-22	.273	16-20	.800	18	38	56	53.0	17	15	12	8	7	80	76.7
Oklahoma	11/19/2023	67-82	L	26-83	.313	1-23	.043	14-17	.824	18	25	43	50.5	19	12	12	3	14	67	74.3
vs Tulane	11/24/2023	81-59	W	30-74	.405	15-35	.429	6-7	.857	14	29	43	49.0	19	20	12	4	13	81	75.6
vs LSU	11/25/2023	73-76	L	27-72	.375	9-31	.290	10-14	.714	19	23	42	47.8	24	14	16	6	8	73	75.2
Missouri	11/30/2023	87-81	Wot	32-78	.410	5-22	.227	18-23	.783	16	28	44	47.3	19	20	10	6	7	87	76.9
at La Salle	12/03/2023	94-73	W	33-72	.458	5-21	.238	23-25	.920	17	31	48	47.4	18	22	14	2	9	94	79.0
Rider	12/06/2023	78-51	W	29-76	.382	7-28	.250	13-20	.650	31	29	60	48.8	11	14	10	2	12	78	78.9
Wofford	12/16/2023	70-71	L	28-68	.412	4-23	.174	10-13	.769	18	27	45	48.4	13	19	17	3	8	70	78.0
Fordham	12/21/2023	82-56	W	31-58	.534	12-22	.545	8-11	.727	7	32	39	47.5	9	21	19	4	9	82	78.4
NC State	12/31/2023	61-72	L	20-72	.278	9-30	.300	12-19	.632	12	32	44	47.3	19	12	11	8	5	61	76.9
at Georgia Tech	01/04/2024	60-63	L	22-64	.344	1-16	.063	15-23	.652	17	29	46	47.2	24	14	17	8	12	60	75.6
Duke	01/07/2024	56-60	L	16-54	.296	2-10	.200	22-26	.846	11	24	35	46.3	25	11	14	5	5	56	74.2
at NC State	01/11/2024	66-93	L	27-82	.329	6-23	.261	6-8	.750	21	29	50	46.5	21	12	17	2	6	66	73.7
at North Carolina	01/14/2024	68-81	L	22-65	.338	8-19	.421	16-21	.762	10	29	39	46.1	25	16	12	0	5	68	73.3
Notre Dame	01/18/2024	76-86	L	26-62	.419	7-23	.304	17-18	.944	11	26	37	45.5	35	17	23	7	7	76	73.5
at Florida St.	01/21/2024	91-87	W	36-67	.537	8-17	.471	11-16	.688	12	36	48	45.7	24	14	19	6	3	91	74.4
Pittsburgh	01/25/2024	52-56	L	17-60	.283	7-27	.259	11-16	.688	13	32	45	45.6	14	13	22	4	8	52	73.3
North Carolina	01/28/2024	81-66	W	24-50	.480	11-19	.579	22-28	.786	6	29	35	45.1	21	20	16	4	11	81	73.7
at Virginia Tech	02/01/2024	63-76	L	21-57	.368	6-17	.353	15-21	.714	8	23	31	44.4	12	6	9	1	4	63	73.1
Clemson	02/04/2024	69-75	L	27-62	.435	10-26	.385	5-9	.556	12	18	30	43.8	25	22	12	6	4	69	73.0
at Boston College	02/08/2024	73-66	W	27-55	.491	4-13	.308	15-17	.882	10	31	41	43.7	23	13	24	5	7	73	73.0
at Wake Forest	02/11/2024	87-79	W	31-58	.534	13-26	.500	12-14	.857	7	27	34	43.3	22	17	17	5	8	87	73.5
Syracuse	02/18/2024	79-85	L	30-70	.429	8-24	.333	11-12	.917	15	19	34	42.9	22	27	12	5	10	79	73.8
Miami (FL)	02/22/2024	77-60	W	28-63	.444	11-25	.440	10-14	.714	17	25	42	42.8	12	22	15	10	9	77	73.9
at Louisville	02/25/2024	73-68	W	27-64	.422	7-21	.333	12-18	.667	17	22	39	42.7	18	12	14	3	6	73	73.9
at Duke	02/29/2024	54-73	L	20-54	.370	1-12	.083	13-18	.722	8	16	24	42.0	17	5	16	2	12	54	73.1
Virginia Tech	03/03/2024	80-75	W	26-62	.419	6-17	.353	22-29	.759	12	23	35	41.8	16	15	8	0	8	80	73.4
vs Wake Forest	03/06/2024	55-58	L	23-58	.397	7-22	.318	2-4	.500	10	23	33	41.5	16	15	15	0	5	55	72.8
High Point	03/21/2024	81-59	W	31-77	.403	7-24	.292	12-15	.800	14	30	44	41.6	14	17	10	7	12	81	73.0
at Villanova	03/24/2024	55-73	L	20-62	.323	4-16	.250	11-14	.786	14	14	28	41.2	15	14	10	1	5	55	72.5
<b>Total</b>		<b>2319</b>		<b>835-2099</b>	<b>.398</b>	<b>218-700</b>	<b>.311</b>	<b>431-558</b>	<b>.772</b>	<b>448</b>	<b>869</b>	<b>1317</b>	<b>41.2</b>	<b>601</b>	<b>503</b>	<b>465</b>	<b>142</b>	<b>258</b>	<b>2319</b>	<b>72.5</b>
Opponents		2212		784-1951	.402	209-690	.303	435-600	.725	356	857	1213	37.9	532	472	497	117	224	2212	69.1

### Virginia Averages

Games Played	Points/game	FG Pct	3FG Pct	FT Pct	Rebounds/game	Assists/game	Turnovers/game	Assist/Turnover ratio	Steals/game	Blocks/game
32	72.5	39.8	31.1	77.2	41.2	15.7	14.5	1.1	8.1	4.4



# 2023-24 POINTS-REBOUNDS-ASSISTS

2024-25 FACT BOOK

Opponent	Date	Score	Player Statistics												
			0 MCGHEE, OLI	1 CLARK, PARI	4 BROWN, JILL	5 VAUGHN, YON	12 NOYAN, EDES	14 LAWSON, KAY	20 TAYLOR, CAM	21 JOHNSON, KY	23 SMITH, ALEX	32 PAULEY, CAD	33 BRUNELLE, S		
UMES	11/08/2023	76-52 W	12-7-0	DNP	14-13-1	5-4-8	5-6-1	DNP	22-9-1	15-7-2	2-7-2	0-0-1	DNP		
Campbell	11/12/2023	74-49 W	5-2-0	DNP	12-7-2	2-3-4	2-8-0	DNP	16-3-0	15-6-7	10-6-1	0-0-0	DNP		
William & Mary	11/15/2023	80-51 W	10-1-0	DNP	17-7-2	4-4-3	1-5-2	DNP	12-7-1	11-3-3	3-6-4	2-4-0	12-4-0		
Oklahoma	11/19/2023	67-82 L	14-5-0	0-0-0	0-9-2	0-0-0	0-1-0	6-4-1	17-6-1	9-2-6	2-2-0	DNP	6-6-2		
vs Tulane	11/24/2023	81-59 W	9-6-2	5-2-0	5-3-2	14-5-4	0-1-0	0-4-0	8-3-0	9-1-9	10-3-0	8-1-1	12-4-1		
vs LSU	11/25/2023	73-76 L	0-1-0	19-7-0	5-7-3	13-1-7	0-1-0	0-0-0	4-4-0	8-3-2	5-5-1	DNP	15-3-0		
Missouri	11/30/2023	87-81 Wot	0-0-0	14-4-2	5-2-3	0-0-3	0-3-0	DNP	26-9-1	9-2-7	10-13-3	3-0-0	3-1-0		
at La Salle	12/03/2023	94-73 W	2-0-0	12-6-1	12-8-3	4-5-6	2-0-0	7-3-1	10-5-2	17-1-4	0-1-1	5-2-0	10-3-0		
Rider	12/06/2023	78-51 W	5-0-0	2-4-0	8-11-3	3-3-3	8-6-0	3-3-0	18-13-0	7-7-4	11-2-1	4-1-2	7-4-1		
Wofford	12/16/2023	70-71 L	14-3-0	14-5-3	2-3-1	DNP	DNP	4-6-1	13-4-0	7-1-9	7-4-3	2-0-1	0-3-0		
Fordham	12/21/2023	82-56 W	5-2-1	15-2-4	0-3-2	DNP	DNP	6-4-3	10-8-2	26-5-7	2-5-1	6-1-0	3-3-1		
NC State	12/31/2023	61-72 L	11-1-0	7-2-0	0-6-0	0-1-1	DNP	1-1-1	17-15-1	11-7-7	2-3-2	DNP	6-2-0		
at Georgia Tech	01/04/2024	60-63 L	0-1-0	13-12-3	5-4-1	2-2-3	DNP	4-4-0	19-4-0	6-3-6	0-3-1	0-0-0	0-1-0		
Duke	01/07/2024	56-60 L	0-1-0	2-1-0	5-5-3	5-4-6	0-1-0	0-0-0	17-2-0	14-8-2	2-0-0	0-0-0	8-4-0		
at NC State	01/11/2024	66-93 L	9-4-0	6-6-0	DNP	7-2-2	0-0-0	4-2-0	22-6-0	14-4-4	2-9-6	0-0-0	2-4-0		
at North Carolina	01/14/2024	68-81 L	12-4-1	4-2-1	DNP	3-1-3	0-2-1	0-0-0	16-7-0	13-5-5	4-5-5	DNP	3-1-0		
Notre Dame	01/18/2024	76-86 L	14-2-1	16-7-4	6-2-1	4-0-3	2-0-0	2-3-0	6-3-0	16-8-7	0-1-1	0-0-0	0-0-0		
at Florida St.	01/21/2024	91-87 W	12-2-1	5-4-3	10-6-0	DNP	8-4-0	0-1-0	11-10-0	35-7-6	0-4-1	DNP	0-1-0		
Pittsburgh	01/25/2024	52-56 L	5-3-1	7-3-2	2-4-1	DNP	2-3-0	0-6-0	4-1-0	17-7-4	4-8-2	5-0-0	3-0-0		
North Carolina	01/28/2024	81-66 W	0-1-0	14-1-3	2-5-4	DNP	5-2-1	0-0-0	DNP	25-6-4	7-6-6	3-0-0	14-7-2		
at Virginia Tech	02/01/2024	63-76 L	0-0-0	18-8-0	6-4-1	DNP	9-3-0	3-1-0	DNP	22-3-3	2-2-2	DNP	0-4-0		
Clemson	02/04/2024	69-75 L	0-1-1	4-7-4	0-1-1	DNP	6-4-2	3-1-0	DNP	24-5-8	0-2-2	6-1-0	24-3-4		
at Boston College	02/08/2024	73-66 W	6-2-0	14-3-1	0-5-1	16-3-3	13-9-0	2-3-1	DNP	10-3-4	2-0-0	DNP	10-8-3		
at Wake Forest	02/11/2024	87-79 W	22-5-0	6-5-4	0-1-1	3-2-1	0-2-0	3-1-0	14-2-0	23-6-7	3-1-3	DNP	13-6-1		
Syracuse	02/18/2024	79-85 L	2-2-2	16-7-4	3-0-0	DNP	4-2-1	DNP	20-8-2	15-4-10	1-3-0	6-0-1	10-3-5		
Miami (FL)	02/22/2024	77-60 W	0-1-1	7-5-3	10-0-2	DNP	3-2-1	0-0-0	18-11-1	21-4-4	12-3-8	DNP	2-6-2		
at Louisville	02/25/2024	73-68 W	0-0-0	12-8-2	11-6-1	DNP	0-4-0	DNP	22-5-1	18-6-6	2-1-1	DNP	4-2-1		
at Duke	02/29/2024	54-73 L	0-1-0	12-2-1	5-1-0	DNP	2-0-0	0-1-0	11-3-1	14-6-2	0-3-0	DNP	0-1-0		
Virginia Tech	03/03/2024	80-75 W	0-0-0	16-6-4	8-2-0	DNP	2-0-0	2-4-0	17-7-0	21-4-8	4-2-1	DNP	4-1-1		
vs Wake Forest	03/06/2024	55-58 L	3-0-0	7-6-6	5-3-3	DNP	4-4-1	0-0-0	18-5-0	15-9-5	0-0-0	0-0-0	0-0-0		
High Point	03/21/2024	81-59 W	0-4-0	14-3-3	8-4-1	DNP	0-10-1	DNP	13-5-0	10-3-6	13-4-3	8-2-1	11-0-1		
at Villanova	03/24/2024	55-73 L	3-1-0	6-2-2	5-1-1	DNP	2-3-0	DNP	12-5-3	12-4-4	10-6-3	0-0-0	3-1-1		

Opponent	Date	Score		34 CLARKSON, L LAUTERBACH	
UMES	11/08/2023	76-52 W		DNP	1-4-0
Campbell	11/12/2023	74-49 W		12-3-2	0-1-0
William & Mary	11/15/2023	80-51 W		6-4-0	2-5-0
Oklahoma	11/19/2023	67-82 L		13-4-0	DNP
vs Tulane	11/24/2023	81-59 W		1-4-1	0-2-0
vs LSU	11/25/2023	73-76 L		4-3-1	DNP
Missouri	11/30/2023	87-81 Wot		17-7-1	DNP
at La Salle	12/03/2023	94-73 W		11-7-3	2-2-1
Rider	12/06/2023	78-51 W		DNP	2-2-0
Wofford	12/16/2023	70-71 L		7-9-1	0-3-0
Fordham	12/21/2023	82-56 W		9-2-0	DNP
NC State	12/31/2023	61-72 L		3-1-0	3-4-0
at Georgia Tech	01/04/2024	60-63 L		11-6-0	DNP
Duke	01/07/2024	56-60 L		3-4-0	0-1-0
at NC State	01/11/2024	66-93 L		0-3-0	0-2-0
at North Carolina	01/14/2024	68-81 L		10-7-0	3-0-0
Notre Dame	01/18/2024	76-86 L		5-5-0	5-2-0
at Florida St.	01/21/2024	91-87 W		10-6-3	0-1-0
Pittsburgh	01/25/2024	52-56 L		3-7-2	0-2-1
North Carolina	01/28/2024	81-66 W		10-2-0	1-3-0
at Virginia Tech	02/01/2024	63-76 L		3-1-0	0-0-0
Clemson	02/04/2024	69-75 L		2-2-0	DNP
at Boston College	02/08/2024	73-66 W		DNP	0-0-0
at Wake Forest	02/11/2024	87-79 W		DNP	DNP
Syracuse	02/18/2024	79-85 L		2-1-2	DNP
Miami (FL)	02/22/2024	77-60 W		4-4-0	0-2-0
at Louisville	02/25/2024	73-68 W		4-4-0	0-1-0
at Duke	02/29/2024	54-73 L		8-3-1	2-2-0
Virginia Tech	03/03/2024	80-75 W		6-5-1	0-0-0
vs Wake Forest	03/06/2024	55-58 L		3-3-0	DNP
High Point	03/21/2024	81-59 W		DNP	4-5-1
at Villanova	03/24/2024	55-73 L		DNP	2-2-0

# 2023-24 VIRGINIA'S RECORD WHEN...



## VIRGINIA'S RECORD IN 2023-24 WHEN...

Game decided by 10 pts or less	7-9
Leading at halftime	12-3
Trailing at halftime	4-12
Tied at halftime	0-1
Went into overtime	1-0
Leading by 10 or more points	11-2
Shot FG 50% or better	2-0
Shot FG less than 50%	14-16
Shot FG less than 40%	2-11
Shot FG 40% or better	14-4
Holding opponent under 60 pts	7-2
Scoring 30-39 points	0-0
Scoring 40-49 points	0-0
Scoring 50-59 points	0-5
Scoring 60-69 points	0-7
Scoring 70-79 points	6-3
Scoring 80-89 points	8-0
Scoring 90-100 points	2-0
Scoring over 100 points	0-0
Outrebounding opponent	14-5
Being outrebounded	1-9
Tied in rebounding	1-1
Have fewer TOs than opponent	11-6
Committing fewer than 15 TOs	9-7

## SCORING BENCHMARKS IN 2023-24

### GAMES WITH 20 OR MORE POINTS

Kymora Johnson	8
Camryn Taylor	5
Olivia McGhee	1
Sam Brunelle	1

### GAMES WITH 10 OR MORE POINTS

Kymora Johnson	25
Camryn Taylor	24
Paris Clark	15
Sam Brunelle	10
Olivia McGhee	9
London Clarkson	8
Jillian Brown	7
Alexia Smith	7
Yonta Vaughn	3
Edessa Noyan	1

### GAMES WITH 10 OR MORE REBOUNDS

Camryn Taylor	4
Jillian Brown	2
Paris Clark	1
Edessa Noyan	1
Alexia Smith	1

### DOUBLE DOUBLES

Camryn Taylor	4 (12 career, 7 at UVA)
Paris Clark	1
Jillian Brown	1
Kymora Johnson	1
Alexia Smith	1

### MARGINS OF VICTORY

20 or More Points	7
30 or More Points	0
40 or More Points	0
50 or More Points	0







# 2023-24 BOX SCORES



Official Basketball Box Score - Final  
Virginia at Georgia Tech  
01/02/24 McCamish Pavilion, Athens  
Georgia Tech vs. Virginia

Game Time: 7:00 PM  
Game Duration: 2:00  
Attendance: 1,237

Officials: Joseph Vaszily, Rod Creech, Linda Miles

Virginia - 60 Record: 8-5 (2-2)
Table with columns: NO. Name, Min, FG, 3P, FT, Rebounds, Fouls, TP, AS, TO, ST, Blocks, +/-, Shooting By Period (1st-4th FG%, FT%), GM FG%, GM FT%, Dead Ball Rebounds: 5, 0

Georgia Tech - 63 Record: 10-4 (1-1)
Table with columns: NO. Name, Min, FG, 3P, FT, Rebounds, Fouls, TP, AS, TO, ST, Blocks, +/-, Shooting By Period (1st-4th FG%, FT%), GM FG%, GM FT%, Dead Ball Rebounds: 8, 1

Summary statistics for Virginia vs Georgia Tech including Points from, Turnovers, Paint, Second Chance, Fast Breaks, Bench, and Time with Lead.



Official Basketball Box Score - Final  
Duke at Virginia  
01/07/24 John Paul Jones Arena, Charlottesville  
Virginia vs Duke Women's Basketball

Game Time: 12:00 PM  
Game Duration: 2:11  
Attendance: 5,041

Officials: Carla Fountain, Mark Resch, Meador Overstreet

Duke - 60 Record: 10-5 (2-2)
Table with columns: NO. Name, Min, FG, 3P, FT, Rebounds, Fouls, TP, AS, TO, ST, Blocks, +/-, Shooting By Period (1st-4th FG%, FT%), GM FG%, GM FT%, Dead Ball Rebounds: 5, 0

Virginia - 56 Record: 8-6 (0-3)
Table with columns: NO. Name, Min, FG, 3P, FT, Rebounds, Fouls, TP, AS, TO, ST, Blocks, +/-, Shooting By Period (1st-4th FG%, FT%), GM FG%, GM FT%, Dead Ball Rebounds: 2, 0

Summary statistics for Duke vs Virginia including Points from, Turnovers, Paint, Second Chance, Fast Breaks, Bench, and Time with Lead.



Official Basketball Box Score - Final  
Virginia at NC State  
01/11/24 Reynolds Coliseum, Raleigh  
2023-24 Women's Basketball

Game Time: 7:00 PM  
Game Duration: 2:18  
Attendance: 5,500

Officials: Jeffrey Smith, Sal Esho, Ashlee Goodie

Virginia - 66 Record: 8-7 (0-4)
Table with columns: NO. Name, Min, FG, 3P, FT, Rebounds, Fouls, TP, AS, TO, ST, Blocks, +/-, Shooting By Period (1st-4th FG%, FT%), GM FG%, GM FT%, Dead Ball Rebounds: 1, 0

NC State - 83 Record: 15-1 (2-1)
Table with columns: NO. Name, Min, FG, 3P, FT, Rebounds, Fouls, TP, AS, TO, ST, Blocks, +/-, Shooting By Period (1st-4th FG%, FT%), GM FG%, GM FT%, Dead Ball Rebounds: 4, 0

Summary statistics for Virginia vs NC State including Points from, Turnovers, Paint, Second Chance, Fast Breaks, Bench, and Time with Lead.



Official Basketball Box Score - Final  
Virginia at North Carolina  
01/11/24 Carmichael Arena, Chapel Hill  
2023-24 Women's Basketball

Game Time: 4:00 PM  
Game Duration: 2:04  
Attendance: 4,579

Officials: Billy Smith, Tom Danaher, Toni Pallo

Virginia - 68 Record: 8-8 (0-5)
Table with columns: NO. Name, Min, FG, 3P, FT, Rebounds, Fouls, TP, AS, TO, ST, Blocks, +/-, Shooting By Period (1st-4th FG%, FT%), GM FG%, GM FT%, Dead Ball Rebounds: 2, 1

North Carolina - 81 Record: 12-5 (4-1)
Table with columns: NO. Name, Min, FG, 3P, FT, Rebounds, Fouls, TP, AS, TO, ST, Blocks, +/-, Shooting By Period (1st-4th FG%, FT%), GM FG%, GM FT%, Dead Ball Rebounds: 4, 0

Summary statistics for Virginia vs North Carolina including Points from, Turnovers, Paint, Second Chance, Fast Breaks, Bench, and Time with Lead.



# 2023-24 BOX SCORES



Official Basketball Box Score - Final  
**Notre Dame at Virginia**  
01/18/24 John Paul Jones Arena, Charlottesville  
Virginia vs No. 19 Notre Dame Women's Basketball

Game Time: 7:00 PM  
Game Duration: 2:09  
Attendance: 4,152

Officials: Angelica Suffren, Carla Fortin, Mark Berger

Notre Dame - 86

Record: 13-3 (4-2)

Box score table for Notre Dame vs Virginia, listing player names, minutes, and various statistics.

Shooting By Period table showing FG%, 3PT%, FT%, and GM FG% for each quarter and total.

Technical Fouls: NONE

Dead Ball Rebounds: 6, 1

Virginia - 76

Record: 8-9 (0-6)

Box score table for Virginia vs Notre Dame, listing player names, minutes, and various statistics.

Shooting By Period table showing FG%, 3PT%, FT%, and GM FG% for each quarter and total.

Technical Fouls: NONE

Dead Ball Rebounds: 0, 0

Summary statistics table including Biggest lead, Best Scoring Run, Lead Changes, Times Tied, and Time with Lead.

Points from Turnovers, Paint, Second Chance, Fast Breaks, and Bench table.

Period by Period Scoring table showing scores for each quarter and total.



Official Basketball Box Score - Final  
**Virginia at Florida State**  
01/21/24 Donald L. Tucker Center, Tallahassee  
2023-24 FSU Women's Basketball

Game Time: 2:00 PM  
Game Duration: 1:55  
Attendance: 2,081

Officials: Ed Sidakry, Timothy Bryant, Krystle Apellaniz

Virginia - 91

Record: 9-9 (1-6)

Box score table for Virginia vs Florida State, listing player names, minutes, and various statistics.

Shooting By Period table showing FG%, 3PT%, FT%, and GM FG% for each quarter and total.

Technical Fouls: NONE

Dead Ball Rebounds: 2, 0

Florida State - 87

Record: 14-6 (5-3)

Box score table for Florida State vs Virginia, listing player names, minutes, and various statistics.

Shooting By Period table showing FG%, 3PT%, FT%, and GM FG% for each quarter and total.

Technical Fouls: NONE

Dead Ball Rebounds: 7, 2

Summary statistics table including Biggest lead, Best Scoring Run, Lead Changes, Times Tied, and Time with Lead.

Points from Turnovers, Paint, Second Chance, Fast Breaks, and Bench table.



Official Basketball Box Score - Final  
**Pittsburgh at Virginia**  
01/25/24 John Paul Jones Arena, Charlottesville  
Virginia vs Pitt Women's Basketball

Game Time: 7:00 PM  
Game Duration: 1:58  
Attendance: 3,817

Officials: Karen Preato, Brandon Ertoline, Rod Creech

Pittsburgh - 56

Record: 7-13 (1-6)

Box score table for Pittsburgh vs Virginia, listing player names, minutes, and various statistics.

Shooting By Period table showing FG%, 3PT%, FT%, and GM FG% for each quarter and total.

Technical Fouls: NONE

Dead Ball Rebounds: 1, 0

Virginia - 52

Record: 9-10 (1-7)

Box score table for Virginia vs Pittsburgh, listing player names, minutes, and various statistics.

Shooting By Period table showing FG%, 3PT%, FT%, and GM FG% for each quarter and total.

Technical Fouls: NONE

Dead Ball Rebounds: 5, 0

Summary statistics table including Biggest lead, Best Scoring Run, Lead Changes, Times Tied, and Time with Lead.

Points from Turnovers, Paint, Second Chance, Fast Breaks, and Bench table.

Period by Period Scoring table showing scores for each quarter and total.



Official Basketball Box Score - Final  
**North Carolina at Virginia**  
01/26/24 John Paul Jones Arena, Charlottesville  
UVA vs #20 UNC Women's Basketball

Game Time: 12:00 PM  
Game Duration: 1:51  
Attendance: 5,690

Officials: Angelica Suffren, Talisa Green, Ashley Gloss

North Carolina - 66

Record: 15-6 (7-2)

Box score table for North Carolina vs Virginia, listing player names, minutes, and various statistics.

Shooting By Period table showing FG%, 3PT%, FT%, and GM FG% for each quarter and total.

Technical Fouls: NONE

Dead Ball Rebounds: 2, 0

Virginia - 81

Record: 10-10 (2-7)

Box score table for Virginia vs North Carolina, listing player names, minutes, and various statistics.

Shooting By Period table showing FG%, 3PT%, FT%, and GM FG% for each quarter and total.

Technical Fouls: NONE

Dead Ball Rebounds: 4, 0

Summary statistics table including Biggest lead, Best Scoring Run, Lead Changes, Times Tied, and Time with Lead.

Points from Turnovers, Paint, Second Chance, Fast Breaks, and Bench table.





2023-24 BOX SCORES



Official Basketball Box Score - Final
Syracuse at Virginia
02/18/24 John Paul Jones Arena, Charlottesville

Game Time: 2:00 PM
Game Duration: 1:58
Attendance: 6,619

Box score for Syracuse vs Virginia game. Includes player stats for 24 players and team totals for FG, 3P, FT, Rebounds, Fouls, TP, AS, TO, ST, Blocks, +/-.

Shooting By Period for Syracuse vs Virginia game. Includes 1st, 2nd, 3rd, and 4th quarter shooting percentages for FG, 3P, and FT.

Technical Fouls: NONE

Dead Ball Rebounds: 3, 0

Box score for Virginia vs Virginia game. Includes player stats for 24 players and team totals for FG, 3P, FT, Rebounds, Fouls, TP, AS, TO, ST, Blocks, +/-.

Shooting By Period for Virginia vs Virginia game. Includes 1st, 2nd, 3rd, and 4th quarter shooting percentages for FG, 3P, and FT.

Technical Fouls: NONE

Dead Ball Rebounds: 0, 0

Summary statistics for Syracuse vs Virginia game including Biggest lead, Best Scoring Run, Lead Changes, and Time with Lead.



Official Basketball Box Score - Final
Virginia at Louisville
02/25/24 KFC Yum! Center, Louisville

Game Time: 12:06 PM
Game Duration: 1:58
Attendance: 10,305

Box score for Virginia vs Louisville game. Includes player stats for 24 players and team totals for FG, 3P, FT, Rebounds, Fouls, TP, AS, TO, ST, Blocks, +/-.

Shooting By Period for Virginia vs Louisville game. Includes 1st, 2nd, 3rd, and 4th quarter shooting percentages for FG, 3P, and FT.

Technical Fouls: NONE

Dead Ball Rebounds: 2, 1

Summary statistics for Virginia vs Louisville game including Biggest lead, Best Scoring Run, Lead Changes, and Time with Lead.

Summary statistics for Virginia vs Louisville game including Biggest lead, Best Scoring Run, Lead Changes, and Time with Lead.



Official Basketball Box Score - Final
Miami (FL) at Virginia
02/23/24 John Paul Jones Arena, Charlottesville

Game Time: 7:00 PM
Game Duration: 1:50
Attendance: 3,968

Box score for Miami (FL) vs Virginia game. Includes player stats for 24 players and team totals for FG, 3P, FT, Rebounds, Fouls, TP, AS, TO, ST, Blocks, +/-.

Shooting By Period for Miami (FL) vs Virginia game. Includes 1st, 2nd, 3rd, and 4th quarter shooting percentages for FG, 3P, and FT.

Technical Fouls: NONE

Dead Ball Rebounds: 1, 0

Box score for Virginia vs Virginia game. Includes player stats for 24 players and team totals for FG, 3P, FT, Rebounds, Fouls, TP, AS, TO, ST, Blocks, +/-.

Shooting By Period for Virginia vs Virginia game. Includes 1st, 2nd, 3rd, and 4th quarter shooting percentages for FG, 3P, and FT.

Technical Fouls: NONE

Dead Ball Rebounds: 2, 0

Summary statistics for Virginia vs Virginia game including Biggest lead, Best Scoring Run, Lead Changes, and Time with Lead.



Official Basketball Box Score - Final
Virginia at Duke
02/29/24 Cameron Indoor Stadium, Durham

Game Time: 7:00 PM
Game Duration: 1:46
Attendance: 2,005

Box score for Virginia vs Duke game. Includes player stats for 24 players and team totals for FG, 3P, FT, Rebounds, Fouls, TP, AS, TO, ST, Blocks, +/-.

Shooting By Period for Virginia vs Duke game. Includes 1st, 2nd, 3rd, and 4th quarter shooting percentages for FG, 3P, and FT.

Technical Fouls: NONE

Dead Ball Rebounds: 2, 0

Summary statistics for Virginia vs Duke game including Biggest lead, Best Scoring Run, Lead Changes, and Time with Lead.

Summary statistics for Virginia vs Duke game including Biggest lead, Best Scoring Run, Lead Changes, and Time with Lead.





# POSTSEASON HISTORY

## POSTSEASON APPEARANCES

35 overall (25 NCAA, 1 AIAW, 8 WNIT, 1 WBIT)  
25 NCAA appearances (1984-2003, 2005, 2008-10, 2018)

## NCAA TOURNAMENT

### Virginia's Record by Round:

First Round	10-7
Second Round	12-6
Regional Semifinal	7-5
Regional Final	3-4
Final Four/Semifinal	1-2
Final Four/Final	0-1
<b>Total: 59 games</b>	<b>34-25 (.576)</b>

<b>National Championship</b>	<b>0-1</b>
1991	

<b>National Semifinal</b>	<b>1-2</b>
1990, 1991, 1992	

<b>Elite Eight</b>	<b>3-4</b>
1988, 1990, 1991, 1992, 1993, 1995, 1996	

<b>Sweet Sixteen</b>	<b>7-5</b>
1987, 1988, 1989, 1990, 1991, 1992, 1993, 1994, 1995, 1996, 1997, 2000	

<b>Second Round</b>	<b>12-6</b>
1987, 1988, 1989, 1990, 1991, 1992, 1993, 1994, 1995, 1996, 1997, 1998, 2000, 2003, 2005, 2008, 2009, 2018	

<b>First Round</b>	<b>10-7</b>
1984, 1985, 1986, 1994, 1995, 1996, 1997, 1998, 1999, 2000, 2001, 2002, 2003, 2005, 2008, 2009, 2010, 2018	

## VIRGINIA'S RECORD BY REGION

East	(12 times)	20-13
Mideast	(6 times)	6-6
Midwest	(twice)	4-2
West	(3 times)	3-3

## VIRGINIA'S SEED

#1	(3 times)	1986, 1991, 1992
#2	(3 times)	1988, 1990, 1993
#3	(4 times)	1987, 1994, 1995, 1996
#4	(4 times)	1989, 1997, 2000, 2008
#5	(3 times)	1984, 2009, 2010
#6	(3 times)	1985, 1998, 2005
#7	(never)	
#8	(twice)	2002, 2003
#9	(twice)	1999, 2001
#10		2018
#11-#16	(never)	

## SEEDING

Year	Seed	Region
1984	#5	East
1985	#6	Mideast
1986	#1	East
1987	#3	Mideast
1988	#2	East
1989	#4	East
1990	#2	East
1991	#1	Midwest
1992	#1	East
1993	#2	East
1994	#3	Mideast
1995	#3	East
1996	#3	East
1997	#4	West
1998	#6	West
1999	#9	West
2000	#4	Mideast
2001	#9	Midwest
2002	#8	Mideast
2003	#8	Mideast
2005	#6	Minneapolis, Minn.
2008	#4	Greensboro, N.C.
2009	#5	Trenton, N.J.
2010	#5	Dayton, Ohio
2018	#10	Albany, N.Y.

## VIRGINIA AT UNIVERSITY HALL

### NUMBER OF TIMES HOSTED:

<b>First Round (6)</b>
1986, 1994, 1995, 1996, 1997, 2000
*received a first round bye in 1987,
1988, 1989, 1990, 1991, 1992, 1993

<b>Second Round (12)</b>
1987, 1988, 1989, 1990, 1991, 1992, 1993, 1994, 1995, 1996, 1997, 2000

### Regionals (2)

1992, 1996

## VIRGINIA AT JPJ

John Paul Jones Arena was a host site for the first and second rounds of the 2011 NCAA Tournament. The Cavaliers did not receive a berth to that tournament.

## VIRGINIA IN THE WNIT

**Best Finish:** Quarterfinals (4x: 2006-7, 2011-12)  
**13-9 record**

<b>1980:</b>		
<b>First Round</b>	W 67-62 vs. Wayland Baptist	Amarillo, Texas
<b>Second Round</b>	L 68-61 vs. North Carolina	Amarillo, Texas
<b>Semifinal</b>	L 67-53 vs. Drake	Amarillo, Texas

<b>2006:</b>		
<b>First Round</b>	W 48-42 vs. Saint Joseph's	Charlottesville, Va.
<b>Second Round</b>	W 83-72 vs. Miami	Charlottesville, Va.
<b>Quarterfinal</b>	L 68-58 at Pittsburgh	Pittsburgh, Pa.

<b>2007:</b>		
<b>First Round Bye</b>		
<b>Second Round</b>	W 74-72 vs. Charlotte	Charlottesville, Va.
<b>Third Round</b>	W 73-71 vs. USF	Charlottesville, Va.
<b>Quarterfinal</b>	L 78-84 at Wisconsin	Madison, Wisc.

<b>2011:</b>		
<b>First Round</b>	W 69-56 vs. Morgan State	Charlottesville, Va.
<b>Second Round</b>	W 71-49 at Loyola (Md.)	Baltimore, Md.
<b>Third Round</b>	W 53-48 vs. Boston College	Charlottesville, Va.
<b>Quarterfinal</b>	L 79-74 vs. Charlotte	Charlottesville, Va.

<b>2012:</b>		
<b>First Round</b>	W 59-56 (OT) vs. Howard	Charlottesville, Va.
<b>Second Round</b>	W 68-55 vs. Richmond	Charlottesville, Va.
<b>Third Round</b>	W 74-58 vs. App State	Charlottesville, Va.
<b>Quarterfinal</b>	L 68-59 at James Madison	Harrisonburg, Va.

<b>2015:</b>		
<b>First Round</b>	L 69-62 at Old Dominion	Norfolk, Va.

<b>2016:</b>		
<b>First Round</b>	W 52-50 at VCU	Richmond, Va.
<b>Second Round</b>	W 71-55 at Rutgers	Piscataway, N.J.
<b>Round of 16</b>	L 65-57 at Hofstra	Hempstead, N.Y.

<b>2017:</b>		
<b>First Round</b>	W 62-56 at Saint Joseph's	Philadelphia, Pa.
<b>Second Round</b>	L 61-56 at JMU	Harrisonburg, Va.

**VIRGINIA IN THE WBIT**  
**Best Finish:** Second Round (2023-24)  
**1-1 record**

<b>2024:</b>		
<b>First Round</b>	W 81-59 vs. High Point	Charlottesville, Va.
<b>Second Round</b>	L 55-73 vs. Villanova	Philadelphia, Pa.

# POSTSEASON RESULTS



## 25 APPEARANCES & THREE FINAL FOUR APPEARANCES 34-25 (.576) IN NCAA TOURNAMENT GAMES

Year	Seed	Region	Qualified	Rd.	Seed/Opponent	Result	Location
1984	5	East	At-Large	1st	#4 NC State	L, 86-73	Raleigh, N.C.
1985	6	Mideast	At-Large	1st	#3 Tennessee	L, 65-55	Knoxville, Tenn.
1986	1	East	At-Large	1st	#8 James Madison	L, 71-62	Charlottesville, Va.
1987	3	Mideast	At-Large	2nd	#6 Memphis State	W, 76-75	Charlottesville, Va.
			Reg. Semifinal		#2 Tennessee	L, 66-58	Knoxville, Tenn.
1988	2	East	At-Large	2nd	#7 St. John's	W, 85-64	Charlottesville, Va.
			Reg. Semifinal		#3 Rutgers	W, 89-75	Norfolk, Va.
			Reg. Final		<b>#1 Tennessee</b>	L, 84-76	Norfolk, Va.
1989	4	East	At-Large	2nd	#12 West Virginia	W, 81-68	Charlottesville, Va.
			Reg. Semifinal		#1 Tennessee	L, 80-47	Bowling Green, Ky.
1990	2	East	ACC Champ	2nd	#7 Penn State	W, 85-64	Charlottesville, Va.
			Reg. Semifinal		#3 Providence	W, 77-71	Norfolk, Va.
			Reg. Final		#1 Tennessee	W, 79-75 OT	Norfolk, Va.
			Final Four		<b>#1 Stanford (West)</b>	L, 75-66	Knoxville, Tenn.
1991	1	Midwest	At-Large	2nd	#8 Stephen F. Austin	W, 74-72	Charlottesville, Va.
			Reg. Semifinal		#5 Oklahoma State	W, 76-61	Austin, Texas
			Reg. Final		#10 Lamar	W, 85-70	Austin, Texas
			Final Four		#3 (East) UConn	W, 61-55	New Orleans, La.
			Nat'l Champ.		<b>#1 Tennessee (Mideast)</b>	L, 70-67 OT	New Orleans, La.
1992	1	East	ACC Champ	2nd	#8 George Washington	W, 97-58	Charlottesville, Va.
			Reg. Semifinal		#4 West Virginia	W, 103-83	Charlottesville, Va.
			Reg. Final		#3 Vanderbilt	W, 70-58	Charlottesville, Va.
			Final Four		<b>#1 Stanford (West)</b>	L, 66-65	Los Angeles, Calif.
1993	2	East	ACC Champ	2nd	#7 Florida	W, 69-55	Charlottesville, Va.
			Reg. Semifinal		#6 Georgetown	W, 77-57	Richmond, Va.
			Reg. Final		#1 Ohio State	L, 75-73	Richmond, Va.
1994	3	Mideast	At-Large	1st	#14 Loyola, Md.	W, 72-47	Charlottesville, Va.
				2nd	#6 Southwest Missouri State	W, 67-63	Charlottesville, Va.
			Reg. Semifinal		#2 USC	L, 85-66	Fayetteville, Ark.
1995	3	East	At-Large	1st	#14 Dartmouth	W, 71-68	Charlottesville, Va.
				2nd	#6 Florida	W, 72-67	Charlottesville, Va.
			Reg. Semifinal		#2 Louisiana Tech	W, 63-62	Storrs, Conn.
			Reg. Final		<b>#1 UConn</b>	L, 67-63	Storrs, Conn.
1996	3	East	At-Large	1st	#14 Manhattan	W, 100-55	Charlottesville, Va.
				2nd	#6 George Washington	W, 62-43	Charlottesville, Va.
			Reg. Semifinal		#2 Old Dominion	W, 72-60	Charlottesville, Va.
			Reg. Final		<b>#1 Tennessee</b>	L, 52-46	Charlottesville, Va.
1997	4	West	At-Large	1st	#13 Troy	W, 96-74	Charlottesville, Va.
				2nd	#5 Utah	W, 65-46	Charlottesville, Va.
			Reg. Semifinal		#1 Stanford	L, 91-69	Missoula, Mont.
1998	6	West	At-Large	1st	#11 SMU	W, 77-68	Tucson, Ariz.
				2nd	#3 Arizona	L, 94-77	Tucson, Ariz.
1999	9	West	At-Large	1st	#8 Penn State	L, 82-69	Ruston, La.
2000	4	Mideast	At-Large	1st	#13 Pepperdine	W, 74-62	Charlottesville, Va.
				2nd	#5 Boston College	W, 74-70	Charlottesville, Va.
			Reg. Semifinal		#1 Tennessee	L, 77-56	Memphis, Tenn.
2001	9	Midwest	At-Large	1st	#8 Michigan	L, 81-71 OT	Notre Dame, Ind.
2002	8	Mideast	At-Large	1st	#9 Iowa	L, 69-62	Storrs, Conn.
2003	8	Mideast	At-Large	1st	#9 Illinois	W, 72-56	Knoxville, Tenn.
				2nd	#1 Tennessee	L, 81-51	Knoxville, Tenn.
2005	6	Minneapolis	At-Large	1st	#11 Old Dominion	W, 79-57	Minneapolis, Minn.
				2nd	#3 Minnesota	L, 73-58	Minneapolis, Minn.
2008	4	Greensboro	At-Large	1st	#13 UC Santa Barbara	W, 86-52	Norfolk, Va.
				2nd	#5 Old Dominion	L, 88-85 OT	Norfolk, Va.
2009	5	Trenton	At-Large	1st	#12 Marist	W, 68-61	Los Angeles, Calif.
				2nd	#4 Cal	L, 99-73	Los Angeles, Calif.
2010	5	Dayton	At-Large	1st	#12 Green Bay	L, 67-69	Ames, Iowa
2018	10	Albany	At-Large	1st	#7 Cal	W, 68-62	Columbia, S.C.
				2nd	#2 South Carolina	L, 66-56	Columbia, S.C.

**Bold** – teams were national champions that year



# RECORD VS. NCAA OPPONENTS

<b>ARIZONA (0-1)</b>			
1998	94-77	L	A
<b>BOSTON COLLEGE (1-0)</b>			
2000	74-70	W	H
<b>CAL (1-1)</b>			
2009	99-73	L	N
2018	68-62	W	N
<b>DARTMOUTH (1-0)</b>			
1995	71-68	W	H
<b>FLORIDA (2-0)</b>			
1993	69-55	W	H
1995	72-67	W	H
<b>GEORGETOWN (1-0)</b>			
1993	77-57	W	N
<b>GEORGE WASHINGTON (2-0)</b>			
1992	97-58	W	H
1996	62-43	W	H
<b>GREEN BAY (0-1)</b>			
2010	69-67	L	N
<b>ILLINOIS (1-0)</b>			
2003	72-56	W	N
<b>IOWA (0-1)</b>			
2002	69-62	L	N
<b>JAMES MADISON (0-1)</b>			
1986	71-62	L	H
<b>LAMAR (1-0)</b>			
1991	85-70	W	N
<b>LOUISIANA TECH (1-0)</b>			
1995	63-62	W	N
<b>LOYOLA, MD (1-0)</b>			
1994	72-47	W	H
<b>MANHATTAN (1-0)</b>			
1996	100-55	W	H
<b>MARIST (1-0)</b>			
2009	68-61	W	N
<b>MEMPHIS STATE (1-0)</b>			
1987	76-75	W	H
<b>MICHIGAN (0-1)</b>			
2001	81-71 OT	L	N
<b>MINNESOTA (0-1)</b>			
2005	73-58	L	A
<b>NC STATE (0-1)</b>			
1984	86-73	L	A
<b>OHIO STATE (0-1)</b>			
1993	75-73	L	N
<b>OKLAHOMA STATE (1-0)</b>			
1991	76-61	W	N
<b>OLD DOMINION (2-1)</b>			
1996	72-60	W	H
2005	79-57	W	N
2008	88-85	LOT	A
<b>PENN STATE (1-1)</b>			
1990	85-64	W	H
1999	82-69	L	N
<b>PEPPERDINE (1-0)</b>			
2000	74-62	W	H
<b>PROVIDENCE (1-0)</b>			
1990	77-71	W	N
<b>RUTGERS (1-0)</b>			
1988	89-75	W	N
<b>ST. JOHN'S (1-0)</b>			
1988	85-64	W	H

<b>SOUTHWEST MISSOURI (1-0)</b>			
1994	67-63	W	H
<b>SOUTH CAROLINA (0-1)</b>			
2018	66-56	L	A
<b>SMU (1-0)</b>			
1998	77-68	W	N
<b>STEPHEN F. AUSTIN (1-0)</b>			
1991	74-72	W	H
<b>STANFORD (0-3)</b>			
1990	75-66	L	N
1992	66-65	L	N
1997	81-69	L	N
<b>TENNESSEE (1-8)</b>			
1985	65-55	L	A
1987	66-58	L	A
1988	84-76	L	N
1989	80-47	L	N
1990	79-75 ot	W	N
1991	70-67 ot	L	N
1996	52-46	L	H
2000	77-56	L	N
2003	81-51	L	A
<b>Troy (1-0)</b>			
1997	96-74	W	H
<b>UC SANTA BARBARA (1-0)</b>			
2008	86-52	W	N
<b>UConn (1-1)</b>			
1991	61-55	W	N
1995	67-63	L	A
<b>USC (0-1)</b>			
1994	85-66	L	N
<b>UTAH (1-0)</b>			
1997	65-46	W	H
<b>VANDERBILT (1-0)</b>			
1992	70-58	W	H
<b>WEST VIRGINIA (2-0)</b>			
1989	81-68	W	H
1992	103-63	W	H

Virginia has played 41 different opponents in 59 NCAA tournament games since 1984. The Cavaliers have an overall NCAA tournament record of 34-25.

## NCAA TOURNAMENT HONORS

### FINAL FOUR

#### MOST OUTSTANDING PLAYER

1991 Dawn Staley

#### ALL-TOURNAMENT TEAM

1991 Tonya Cardoza

Dawn Staley

1992 Dawn Staley

### EAST REGIONAL

#### MOST OUTSTANDING PLAYER

1990 Dawn Staley

1992 Dawn Staley

#### ALL-TOURNAMENT TEAM

1988 Daphne Hawkins

Donna Holt

1990 Tammi Reiss

Dawn Staley

1992 Heather Burge

Dawn Staley

1993 Heather Burge

Dena Evans

1995 Wendy Palmer

Tora Suber

1996 Tora Suber

DeMya Walker

### MIDWEST REGIONAL

#### MOST OUTSTANDING PLAYER

1991 Dawn Staley

#### ALL-TOURNAMENT TEAM

1991 Tonya Cardoza

Tammi Reiss

Dawn Staley

# ACC TOURNAMENT HISTORY



## 11 ACC REGULAR-SEASON TITLES

1984, 1986, 1987, 1988, 1991, 1992, 1993, 1994, 1995, 1996, 2000

## 3 ACC TOURNAMENT CHAMPIONSHIPS

1990, 1992, 1993

Since 1990, the Cavaliers have been the No. 1 seed in the ACC tournament seven times and the No. 2 seed three times. In 2003 and 2010, Virginia captured the No. 3 seed. In 2002 and 2008, UVA was the No. 4 seed after tying for third in the regular-season standings. In 1998, 2001, and 2005, the Cavaliers were the No. 5 seed.

Virginia has won 11 regular-season titles and three tournament championships. The Cavaliers claimed their first ACC tournament championship in 1990 after finishing in second place in the regular season. That year, the Cavaliers defeated NC State, 67-64, in overtime to bring the title to Charlottesville. Virginia won back-to-back regular season and tournament championships in 1992 and 1993. The Cavaliers defeated Georgia Tech, 70-69, in the finals in 1992 and outlasted Maryland, 106-103, in triple overtime in 1993. From 1991-1996, Virginia entered the tournament as the No. 1 seed.

### RECORD BY ROUND

First Round	6-5
Second Round (began in 2014)	2-5
Quarterfinals	20-15
Semifinals	6-15
Finals	3-3
<b>All-Time</b>	<b>37-43 (.462)</b>

### APPEARANCES

#### ACC Championship Game, 3-3

1987, 1988, 1990, 1992, 1993, 1994

#### ACC Semifinal Game, 6-15

1981, 1984, 1985, 1986, 1987, 1988, 1989, 1990, 1991, 1992, 1993, 1994, 1995, 1996, 1997, 1999, 2000, 2002, 2003, 2005, 2008

#### ACC Quarterfinal Game, 20-15

1978, 1979, 1980, 1981, 1982, 1983, 1984, 1985, 1986, 1987, 1988, 1989, 1990, 1991, 1992, 1993, 1994, 1995, 1996, 1997, 1998, 1999, 2001, 2002, 2003, 2004, 2005, 2006, 2007, 2008, 2009, 2010, 2012, 2017, 2018

#### Second Round, 2-5

2014, 2015, 2016, 2017, 2018, 2019, 2020

#### First Round, 6-4

2000, 2006, 2007, 2009, 2011, 2012, 2013, 2014, 2019, 2022, 2023, 2024

Year	Seed	Round	Seed	Opponent	Result
1978	6	Quarterfinal	3	Clemson	L, 73-59
		<b>University Hall, Charlottesville, Va.</b>			
1979	5	Quarterfinal	4	North Carolina	L, 86-51
		<b>Reynolds Coliseum, Raleigh, N.C.</b>			
1980	6	Quarterfinal	3	Clemson	L, 78-76
		<b>Cole Field House, College Park, Md.</b>			
1981	2	Quarterfinal	7	Georgia Tech	W, 61-49
		Semifinal	3	Maryland	L, 50-47
1982	6	Quarterfinal	3	Maryland	L, 72-63
		<b>Reynolds Coliseum, Raleigh, N.C.</b>			
1983	6	Quarterfinal	3	Maryland	L, 70-63
		<b>Cumberland Memorial Auditorium, Fayetteville, N.C.</b>			
1984	1	Quarterfinal	8	Georgia Tech	W, 75-58
		Semifinal	5	North Carolina	L, 96-68
1985	3	Quarterfinal	6	Maryland	W, 64-53
		Semifinal	2	North Carolina	L, 76-55
1986	1	Quarterfinal	8	Georgia Tech	W, 90-64
		Semifinal	5	Maryland	L, 92-68
1987	1	Quarterfinal	8	Wake Forest	W, 70-56
		Semifinal	5	Maryland	W, 76-59
		Final	2	NC State	L, 57-56
1988	1	Quarterfinal	8	NC State	W, 82-64
		Semifinal	5	Clemson	W, 66-57
		Final	2	Maryland	L, 76-70
1989	4	Quarterfinal	5	Wake Forest	W, 68-67 (ot)
		Semifinal	1	Maryland	L, 89-66
1990	2	Quarterfinal	7	Georgia Tech	W, 73-65 (s)
		Semifinal	3	Clemson	W, 84-66
		Final	1	NC State	W, 67-64 (ot)



# ACC TOURNAMENT HISTORY

Year	Seed	Round	Seed	Opponent	Result
1991	<b>Cumberland Memorial Auditorium, Fayetteville, N.C.</b>				
	1	Quarterfinal	8	North Carolina	W, 90-69
		Semifinal	4	Clemson	L, 65-62
1992	<b>Winthrop Coliseum, Rock Hill, S.C.</b>				
	1	Quarterfinal	8	Duke	W, 81-55
		Semifinal	4	North Carolina	W, 74-55
		Final	7	Georgia Tech	W,
70-69					
1993	<b>Winthrop Coliseum, Rock Hill, S.C.</b>				
	1	Quarterfinal	8	Wake Forest	W, 74-46
		Semifinal	5	Clemson	W, 79-71 (ot)
		Final	2	Maryland	W, 106-103 (3ot)
1994	<b>Winthrop Coliseum, Rock Hill, S.C.</b>				
	1	Quarterfinal	8	Wake Forest	W, 73-54
		Semifinal	5	Maryland	W, 63-45
		Final	2	North Carolina	L, 77-60
1995	<b>Winthrop Coliseum, Rock Hill, S.C.</b>				
	1	Quarterfinal	9	Maryland	W, 68-46
		Semifinal	4	Duke	L, 83-82(ot)
1996	<b>Winthrop Coliseum, Rock Hill, S.C.</b>				
	1	Quarterfinal	9	Florida State	W, 83-50
		Semifinal	4	Clemson	L, 75-67
1997	<b>Independence Arena, Charlotte, N.C.</b>				
	2	Quarterfinal	7	Georgia Tech	W, 77-63
		Semifinal	6	Clemson	L, 77-75
1998	<b>Independence Arena, Charlotte, N.C.</b>				
	5	Quarterfinal	4	North Carolina	L, 76-56
1999	<b>Independence Arena, Charlotte, N.C.</b>				
	2	Quarterfinal	8	Wake Forest	W, 71-67
		Semifinal	3	North Carolina	L, 83-70
2000	<b>Greensboro Coliseum, Greensboro, N.C.</b>				
	1	First Round	9	Wake Forest	W, 72-47
		Semifinal	5	North Carolina	L, 67-63
2001	<b>Greensboro Coliseum, Greensboro, N.C.</b>				
	5	Quarterfinal	4	Florida State	L, 83-77
2002	<b>Greensboro Coliseum, Greensboro, N.C.</b>				
	4	Quarterfinal	5	Georgia Tech	W, 60-58
		Semifinal	1	Duke	L, 71-67
2003	<b>Greensboro Coliseum, Greensboro, N.C.</b>				
	3	Quarterfinal	6	NC State	W, 66-56
		Semifinal	2	North Carolina	L, 88-78
2004	<b>Greensboro Coliseum, Greensboro, N.C.</b>				
	7	Quarterfinal	2	North Carolina	L, 64-45
2005	<b>Greensboro Coliseum, Greensboro, N.C.</b>				
	5	Quarterfinal	4	Florida State	W, 71-67
		Semifinal	1	North Carolina	L, 78-72
2006	<b>Greensboro Coliseum, Greensboro, N.C.</b>				
	9	First Round	8	Boston College	W, 83-72
		Quarterfinal	1	North Carolina	L, 82-56
2007	<b>Greensboro Coliseum, Greensboro, N.C.</b>				
	7	First Round	9	Clemson	W, 89-82
		Quarterfinal	1	Duke	L, 79-58
2008	<b>Greensboro Coliseum, Greensboro, N.C.</b>				
	4	Quarterfinal	5	Georgia Tech	W, 52-43
		Semifinal	1	North Carolina	L, 80-65

Year	Seed	Round	Seed	Opponent	Result
2009	<b>Greensboro Coliseum, Greensboro, N.C.</b>				
	6	First Round	11	Virginia Tech	W, 66-57
		Quarterfinal	3	Duke	L, 76-53
2010	<b>Greensboro Coliseum, Greensboro, N.C.</b>				
	3	Quarterfinal	6	NC State	L, 66-59
2011	<b>Greensboro Coliseum, Greensboro, N.C.</b>				
	8	First Round	9	Wake Forest	L, 74-68
2012	<b>Greensboro Coliseum, Greensboro, N.C.</b>				
	6	First Round	11	Boston College	W, 72-41
		Quarterfinal	3	Maryland	L, 70-58
2013	<b>Greensboro Coliseum, Greensboro, N.C.</b>				
	6	First Round	11	Boston College	L, 66-57
2014	<b>Greensboro Coliseum, Greensboro, N.C.</b>				
	10	First Round	15	Boston College	W, 74-59
		Second Round	7	Georgia Tech	L, 77-76
2015	<b>Greensboro Coliseum, Greensboro, N.C.</b>				
	9	Second Round	8	Miami	L, 62-52
2016	<b>Greensboro Coliseum, Greensboro, N.C.</b>				
	9	Second Round	8	Duke	L, 57-53
2017	<b>HTC Center, Conway, S.C.</b>				
	8	Second Round	9	Wake Forest	W, 61-44
	8	Quarterfinals	1	Notre Dame	L, 76-59
2018	<b>Greensboro Coliseum, Greensboro, N.C.</b>				
	7	Second Round	10	Georgia Tech	W, 60-58
	7	Quarterfinals	2	Notre Dame	L, 83-47
2019	<b>Greensboro Coliseum, Greensboro, N.C.</b>				
	12	First Round	13	Boston College	W, 77-61
	12	Second Round	5	Syracuse	L, 67-57
2020	<b>Greensboro Coliseum, Greensboro, N.C.</b>				
	9	Second Round	8	Syracuse	L, 67-50
2021	<b>Greensboro Coliseum, Greensboro, N.C.</b>				
	Did Not Participate				
2022	<b>Greensboro Coliseum, Greensboro, N.C.</b>				
	14	First Round	11	Wake Forest	L, 61-53
2023	<b>Greensboro Coliseum, Greensboro, N.C.</b>				
	13	First Round	12	Wake Forest	L, 68-57
2024	<b>Greensboro Coliseum, Greensboro, N.C.</b>				
	11	First Round	14	Wake Forest	L, 58-55



# SCORING RECORDS



## INDIVIDUAL - GAME

Rk.	Name/Opponent/Date	Pts
1.	Mimi McKinney at North Carolina, 1/15/98	48
2.	Monica Wright at Boston College, 1/21/10	39
	Wendy Palmer vs. Maryland, 1/25/95	39
4.	Dawn Staley at Wake Forest, 2/8/89	37
5.	Cherrise Graham vs. North Carolina, 3/9/03	36
6.	Kymora Johnson at Florida State, 1/21/24	35
	Monica Wright at Tennessee, 11/17/08	35
	Tora Suber vs. North Carolina, 1/27/97	35
	Tonya Cardoza vs. Fordham, 12/28/88	35
10.	Monica Wright vs. Green Bay, 3/21/10	34
	Monica Wright at Maryland, 2/8/10	34
	Heather Burge at Virginia Tech, 12/8/93	34
	Dawn Staley vs. Maryland, 2/15/89	34
14.	Lyndra Littles vs. Louisiana Tech, 12/29/08	33
	Schuye LaRue vs. Hampton, 2/19/01	33
	Nancy Mayer vs. Clemson, 2/22/86	33
17.	Monica Wright vs. NC State, 3/5/10	32
	Lyndra Littles vs. Clemson, 3/1/07	32
	Heather Burge vs. Georgia Tech, 1/23/93	32
	Heather Burge vs. West Virginia, 11/23/91	32
	Dawn Staley at Penn State, 1/6/90	32
	Daphne Hawkins at Virginia Tech, 12/8/87	32
	Daphne Hawkins at Clemson, 2/20/88	32
	Melissa Mahony vs. William & Mary, 2/4/80	32

**Frosh:** Dawn Staley at Wake Forest, 2/8/89 ..... 37  
**Soph:** Cherrise Graham vs. North Carolina, 3/9/03 ..... 36  
**Junior:** Monica Wright at Tennessee, 11/17/08 ..... 35  
 Tonya Cardoza vs. Fordham, 12/28/88 ..... 35  
**Senior:** Mimi McKinney at North Carolina, 1/15/98 ..... 48

## INDIVIDUAL - HALF

Monica Wright at Boston College, 1/21/10 ..... 25

## TEAM - HALF

vs. Cleveland State, 11/29/95 ..... 65

## TEAM - GAME

vs. NC State (30T), 1/12/91 ..... 123  
 vs. Cleveland State, 11/29/95 ..... 120

## TEAM - SEASON

1991 ..... 3,012

## INDIVIDUAL - SEASON

Rk.	Player, Season	Gms	Pts
1.	Monica Wright, 2010	31	734
2.	Monica Wright, 2009	34	696
3.	Heather Burge, 1993	32	612
4.	Monica Wright, 2008	34	598
5.	Daphne Hawkins, 1988	32	592
6.	Lyndra Littles, 2007	34	589
7.	Heather Burge, 1992	34	585
8.	Tora Suber, 1996	33	582
9.	Schuye LaRue, 2001	32	580
10.	Jocelyn Willoughby, 2020	30	577
11.	Dawn Staley, 1989	31	574
	Dawn Staley, 1990	32	574
13.	Tammi Reiss, 1992	34	556

**Frosh:** Dawn Staley (1989) ..... 31 ..... 574  
**Soph:** Monica Wright (2008) ..... 34 ..... 598  
**Junior:** Monica Wright (2009) ..... 34 ..... 696  
**Senior:** Monica Wright (2010) ..... 31 ..... 734

## INDIVIDUAL - CAREER

Rk.	Player	Gms	Pts
1.	Monica Wright (2007-10)	133	2,540
2.	Dawn Staley (1989-92)	131	2,135
3.	Heather Burge (1990-93)	135	2,058
4.	Wendy Palmer (1993-96)	126	1,918
5.	Lyndra Littles (2005-09)	120	1,876
6.	Tammi Reiss (1989-92)	127	1,842
7.	Tora Suber (1994-97)	127	1,767
8.	Cathy Grimes (1982-85)	114	1,745
9.	Jocelyn Willoughby (2016-20)	127	1,677
10.	Donna Holt (1985-88)	121	1,634
11.	Tonya Cardoza (1987-91)	121	1,622
12.	Ataira Franklin (2011-14)	131	1,619
13.	DeMya Walker (1996-99)	122	1,583
14.	Daphne Hawkins (1984-88)	111	1,538
15.	Brandi Teamer (2002-05)	116	1,520

## SCORING AVERAGE

## INDIVIDUAL - SEASON

No.	Player (Year)	Gms	Pts	Avg.
1.	Monica Wright (2010)	31	734	23.7
2.	Monica Wright (2009)	34	696	20.5
3.	Lyndra Littles (2009)	25	497	19.9
4.	Jocelyn Willoughby (2020)	30	577	19.2
5.	Heather Burge (1993)	32	612	19.1
6.	Cathy Grimes (1984)	29	540	18.6
7.	Dawn Staley (1989)	31	574	18.5
8.	Daphne Hawkins (1988)	32	592	18.5
9.	Tonya Cardoza (1989)	26	472	18.2
10.	Schuye LaRue (2001)	32	580	18.1
11.	Dawn Staley (1990)	32	574	17.9
12.	Monica Wright (2008)	34	598	17.6
	Tora Suber (1996)	33	582	17.6
	Wendy Palmer (1995)	31	546	17.6

**Frosh:** Dawn Staley (1989) ..... 31 ..... 574 ..... 18.5  
**Soph:** Schuye LaRue (2001) ..... 32 ..... 580 ..... 18.1  
**Junior:** Monica Wright (2009) ..... 34 ..... 696 ..... 20.5  
**Senior:** Monica Wright (2010) ..... 31 ..... 734 ..... 23.7

## INDIVIDUAL - CAREER

No.	Player (Years)	Gms	Pts	Avg.
1.	Monica Wright (2006-10)	133	2,540	19.1
2.	Dawn Staley (1989-92)	131	2,135	16.3
3.	Schuye LaRue (1999-01)	66	1,070	16.2
4.	Lyndra Littles (2005-09)	120	1,876	15.6
5.	Cathy Grimes (1982-85)	114	1,745	15.3
6.	Wendy Palmer (1993-96)	126	1,918	15.2
7.	Heather Burge (1990-93)	135	2,058	15.2
8.	Tammi Reiss (1989-92)	127	1,842	14.5
9.	Daphne Hawkins (1985-88)	111	1,538	13.9
10.	Tora Suber (1994-97)	127	1,767	13.9
11.	Donna Holt (1985-88)	121	1,634	13.5

## TEAM - SEASON

Year	Gms	Pts	Avg.
1991	34	3,012	88.6
1992	34	2,788	82.0
1993	32	2,595	81.1
1989	31	2,480	80.0
1986	29	2,292	79.0

## LARGEST MARGIN OF VICTORY

vs. Alabama State, 12/29/96 ..... 85 (106-21)

## LARGEST MARGIN OF DEFEAT

vs. James Madison, 2/15/77 ..... 54 (88-34)

## MOST VIRGINIA POINTS

at NC State (30T), 1/12/91 ..... 124

## FEWEST VIRGINIA POINTS

vs. VCU, 2/23/74 ..... 24

## FEWEST OPPONENT POINTS

by Mary Washington, 12/2/75 ..... 19

## MOST OPPONENT POINTS

by NC State, 1/12/91, (30T) ..... 120  
 by Georgia Tech, 1/21/89 ..... 105

## MOST COMBINED POINTS

at NC State (30T), 1/12/91 ..... 243

## LONGEST WIN STREAK

1986 ..... 20

## LONGEST HOME WIN STREAK (U-HALL)

1/18/92 to 1/2/96 ..... 61

## LONGEST HOME WIN STREAK (JPJ)

2/21/08 to 1/11/09 ..... 12

## MOST VICTORIES: SEASON

1992 ..... 32 (32-2)

## HIGHEST SCORING AVERAGE

1991 ..... 88.6 (3,012 pts, 34 gms)

## LOWEST OPPONENT AVERAGE

1974 ..... 38.0 (570 pts, 15 gms)

## HIGHEST REBOUND AVERAGE

1975 ..... 48.6 (1,070 reb, 22 gms)

## MOST CONSECUTIVE FGM

Melissa Mahony, 1980 ..... 11  
 Wendy Palmer, 1995 ..... 11

## MOST CONSECUTIVE FTM

Monica Wright, 2010 ..... 41

## MOST VICTORIES PLAYED IN

Heather Burge, 1989-93 ..... 118

## GAMES PLAYED

Rk.	Player (Years)	Gms
1.	Chelsea Shine (2009-12)	136
2.	Heather Burge (1990-93)	135
3.	Sharnee Zoll (2005-08)	134
4.	Heidi Burge (1990-93)	134
	Dena Evans (1990-93)	134
6.	Paulisha Kellum (2007-08, 10-11)	133
	Monica Wright (2007-10)	133
	Ariana Moore (2009-12)	133



# 1,000-POINT CLUB

Rk.	Name	Years	Points
1.	Monica Wright	2007-10	2,540
2.	Dawn Staley	1989-92	2,135
3.	Heather Burge	1990-93	2,058
4.	Wendy Palmer	1993-96	1,918
5.	Lyndra Littles	2005-09	1,876
6.	Tammi Reiss	1989-92	1,842
7.	Tora Suber	1994-97	1,767
8.	Cathy Grimes	1982-85	1,745
9.	Jocelyn Willoughby	2017-20	1,677
10.	Donna Holt	1985-88	1,634
11.	Tonya Cardoza	1987-91	1,622
12.	Ataira Franklin	2011-14	1,619
13.	DeMya Walker	1996-99	1,583
14.	Daphne Hawkins	1984-88	1,538
15.	Brandi Teamer	2002-05	1,520
16.	Nancy Mayer	1984-87	1,466
17.	Melissa Mahony	1979-82	1,400
18.	Faith Randolph	2013-16	1,346
19.	Telisha Quarles	1999-02	1,323
20.	Dominique Toussaint	2017-20	1,321
21.	Val Ackerman	1978-81	1,316
22.	Monick Foote	1995-99	1,315
23.	Ariana Moorer	2009-12	1,297
24.	Heidi Burge	1990-93	1,191
25.	Sharnee Zoll	2005-08	1,169
26.	Dena Evans	1990-93	1,138
27.	LaTonya Blue	2002-05	1,122
28.	Breyana Mason	2014-17	1,080
29.	Aliyah Huland El	2015-18	1,076
30.	Schuye LaRue	2000-01	1,070
31.	Siedah Williams	2004-07	1,053
32.	Lauren Moses	2015-18	1,047
33.	Svetlana Volnaya	1999-01	1,034
34.	Sarah Imovbioh	2013-15	1,028
35.	Chelsea Shine	2009-12	1,023
36.	Jenny Boucek	1993-96	1,003



Monica Wright's 2,000th point was scored vs. Georgia 12/20/09



Dawn Staley's 2,000th point was scored vs. Clemson 2/22/92



Heidi Burge's 2,000th point was scored vs. Clemson 2/20/93

# SCORING LEADERS



## YEAR-BY-YEAR SCORING LEADERS

Year	Player	Class	Pos.	Gms	FG	3FG	FT	Pts.	Avg
1974	Chris Dawson	Jr.	C	15	69	-	14	152	10.1
1975	Chris Dawson	Sr.	C	22	124	-	31	279	12.7
1976	Kathy Williams	Jr.	G	20	82	-	41	205	10.2
1977	Kathy Williams	Sr.	G	21	107	-	46	260	12.4
1978	Paula Shorten	So.	F/C	25	80	-	88	256	10.2
1979	Valerie Ackerman	So.	F	28	180	-	91	451	16.1
1980	Melissa Mahony	So.	G	32	203	-	85	491	15.3
1981	Melissa Mahony	Jr.	G	32	174	-	76	424	13.2
1982	Cathy Grimes	Fr.	F	28	156	-	73	385	13.8
1983	Cathy Grimes	So.	F	28	200	-	79	479	17.1
1984	Cathy Grimes	Jr.	F	29	216	-	108	540	18.6
1985	Nancy Mayer	So.	G/F	29	157	-	38	352	12.1
1986	Daphne Hawkins	So.	G	29	163	-	82	408	17.0
1987	Daphne Hawkins	Jr.	G	29	168	-	60	396	13.7
1988	Daphne Hawkins	Sr.	G	32	247	12	86	592	18.5
1989	Dawn Staley	Fr.	G	31	197	33	147	574	18.5
1990	Dawn Staley	So.	G	32	203	36	132	574	17.9
1991	Tonya Cardoza	Sr.	G/F	34	197	23	110	527	15.5
1992	Heather Burge	Jr.	C	34	255	0	75	585	17.2
1993	Heather Burge	Sr.	C	32	258	0	96	612	19.1
1994	Wendy Palmer	So.	F	32	221	1	97	540	16.9
1995	Wendy Palmer	Jr.	F	31	227	15	77	546	17.6
1996	Tora Suber	Jr.	G	33	193	61	135	582	17.6
1997	Tora Suber	Sr.	G	30	149	59	89	446	14.9
1998	DeMya Walker	Jr.	F	29	190	1	91	472	16.3
1999	DeMya Walker	Sr.	F	29	168	4	95	435	15.0
2000	Schuye LaRue	Fr.	F	34	198	11	83	490	14.4
2001	Schuye LaRue	So.	F/C	32	242	13	83	580	18.1
2002	Telisha Quarles	Sr.	G	30	166	51	89	472	15.7
2003	Cherrise Graham	So.	G	29	133	32	132	430	14.8
2004	Brandi Teamer	Jr.	F	24	105	4	61	275	11.5
2005	Brandi Teamer	Sr.	F	32	156	3	92	407	12.7
2006	Siedah Williams	Jr.	C	32	149	1	78	377	11.8
2007	Lyndra Littles	So.	F	34	218	0	153	589	17.3
2008	Monica Wright	So.	G	34	228	41	101	598	17.6
2009	Monica Wright	Jr.	G	34	271	37	117	696	20.5^
2010	Monica Wright	Sr.	G	31	270	31	163	734	23.7^
2011	Ariana Moorer	Jr.	G	33	107	9	97	320	9.7
2012	Ariana Moorer	Sr.	G	36	170	20	158	518	14.4
2013	Ataira Franklin	Jr.	G	29	151	43	69	414	14.3
2014	Ataira Franklin	Sr.	G	31	142	54	89	427	13.8
2015	Faith Randolph	Jr.	G	29	172	53	88	485	16.7
2016	Mikayla Venson	So.	G	31	158	70	83	469	15.1
2017	Breyana Mason	Sr.	G	33	134	38	35	341	10.3
2018	Dominique Toussaint	So.	G	33	135	46	60	376	11.4
2019	Jocelyn Willoughby	Jr.	G	31	157	49	97	460	14.8
2020	Jocelyn Willoughby	Sr.	G	30	186	37	168	577	19.2^
2021	COVID season								
2022	Amandine Toi	Sr.	G	27	325	51	163	322	11.9
2023	Camryn Taylor	Sr.	F	30	365	18	106	418	13.9
2024	Kymora Johnson	Fr.	G	32	184	60	61	489	15.3

^ - ACC Leader

## CAREER DOUBLE-DOUBLES

Rk.	Player (Years)	Gms	DD
1.	Wendy Palmer (1993-96)	126	58
2.	Cathy Grimes (1982-85)	114	42
3.	Schuye LaRue (2000-01)	66	32
	DeMya Walker (1996-99)	122	32
	Schuye LaRue (1999-01)	66	32
6.	Heather Burge (1990-93)	135	30
7.	Lyndra Littles (2005-2009)	120	29
8.	Aisha Mohammed (2007-09)	63	28
9.	Sarah Imovbioh (2013-15)	92	27
10.	Dawn Staley (1989-92)	131	25
11.	Brandi Teamer (2001-05)	116	24
12.	Jocelyn Willoughby (2017-20)	127	23
13.	Heidi Burge (1990-93)	134	14
14.	Monica Wright (2006-10)	133	13
15.	Siedah Williams (2004-07)	125	11
	Sharneé Zoll (2005-2008)	98	11
17.	Val Ackerman (1978-81)	116	9
	Tonya Cardoza (1987-91)	121	9
	Lauren Moses (2015-18)	129	9
20.	Felicia Aiyetotan (2017-19)	66	8

## CAREER TRIPLE-DOUBLES

Player (Years)	Gms	TD
Dawn Staley (1989-92)	131	2

## 25-POINT GAMES (Min. 2)

Rk.	Player	No.
1.	Monica Wright	28
2.	Lyndra Littles	12
3.	Heather Burge	11
	Cathy Grimes	11
	Jocelyn Willoughby	11
6.	Dawn Staley	10
7.	Daphne Hawkins	9
	Donna Holt	9
	Wendy Palmer	9
10.	Schuye LaRue	7
	Tora Suber	7
12.	Tonya Cardoza	6
13.	Faith Randolph	5
14.	LaTonya Blue	4
	Brandi Teamer	4
	Erin Stovall	4
17.	Val Ackerman	3
	Cherrise Graham	3
	Melissa Mahony	3
	Telisha Quarles	3
	Svetlana Volnaya	3
	DeMya Walker	3
	Kymora Johnson	3
23.	Siedah Williams	2
	Chris Dawson	2
	Monick Foote	2
	Nancy Mayer	2
	Tammi Reiss	2
	Sarah Imovbioh	2
	Mikayla Venson	2
	Camryn Taylor	2

## 30-POINT CLUB

48	Mimi McKinney at North Carolina, 1-15-98
39	Monica Wright at Boston College, 1-21-10
39	Wendy Palmer vs. Maryland, 1-25-95
37	Dawn Staley at Wake Forest, 2-8-89
36	Cherrise Graham vs. North Carolina, 3-9-03
35	Tora Suber vs. North Carolina, 1-27-97
	Tonya Cardoza vs. Fordham, 12-28-88
	Monica Wright at Tennessee, 11-17-08
	Kymora Johnson at Florida State
34	Monica Wright vs. Green Bay, 3-21-10
	Monica Wright at Maryland, 2-8-10
	Heather Burge at Virginia Tech, 12-8-93
	Dawn Staley vs. Maryland, 2-15-89
33	Monica Wright vs. #20 North Carolina, 2-15-10
	Lyndra Littles vs. Louisiana Tech, 12-29-08
	Schuye LaRue vs. Hampton, 2-19-01
	Nancy Mayer vs. Clemson, 2-26-86
32	Monica Wright vs. NC State, 3-5-10
	Lyndra Littles vs. Clemson, 3-1-07
	Heather Burge vs. Georgia Tech, 1-23-93
	Heather Burge vs. West Virginia, 11-23-91

	Dawn Staley at Penn State, 1-6-90
	Daphne Hawkins at Clemson, 2-20-88
	Daphne Hawkins at Virginia Tech, 12-8-87
	Melissa Mahony vs. William & Mary, 2-4-80
31	Kylie Kornegay-Lucas vs ODU, 11-24-19
	Jocelyn Willoughby vs Bucknell, 11-5-19
	Monica Wright vs. Purdue, 12-3-09
	Monica Wright vs. Manhattan, 11-15-09
	Monica Wright at Marquette, 11-29-08
	Monica Wright vs. North Carolina, 3-8-08
	Lyndra Littles vs. Georgia Tech, 3-2-08
	Daphne Hawkins vs. Old Dominion, 12-3-85
30	Taylor Valladay vs Pittsburgh, 2-20-22
	Monica Wright vs. James Madison, 12-6-09
	Lyndra Littles vs. Maryland, 1-30-09
	Tora Suber vs. Clemson, 3-2-96
	Heather Burge vs. Ohio State, 3-27-93
	Tonya Cardoza at NC State, 1-12-91
	Heather Burge vs. Canisius, 11-26-91
	Heather Burge at Virginia Tech, 1-3-90
	Cathy Grimes vs. Penn State, 12-3-83

**Bold** - most recent game



# FIELD GOAL RECORDS

## YEAR-BY-YEAR PERCENTAGE LEADERS

Year	Player	Cl.	G	M-A	Pct.
1974	Chris Dawson *	Jr.	15	69-170	40.6
1975	Chris Dawson *	Sr.	22	124-303	40.9
1976	Mimi Hoffman *	So.	20	85-251	33.7
1977	Marilyn Beery	So.	21	106-306	34.6
1978	Martha Greer *	So.	25	104-221	47.1
1979	Val Ackerman	So.	28	180-392	45.9
1980	Melissa Mahony	So.	32	203-408	49.8
1981	Melissa Mahony	Jr.	32	174-382	45.5
1982	Cathy Grimes	Fr.	28	156-290	53.8
1983	Cathy Grimes	So.	28	200-396	50.5
1984	Cathy Grimes	Jr.	29	216-391	55.2
1985	Nancy Mayer	So.	29	157-314	50.0
1986	Daphne Hawkins	So.	24	163-320	50.9
1987	Nancy Mayer	Sr.	31	172-352	48.9
1988	Daphne Hawkins	Sr.	32	247-507	48.7
1989	Tonya Cardoza	Jr.	26	184-392	46.9
1990	Tammi Reiss	So.	32	166-350	47.4
1991	Tonya Cardoza	Sr.	34	197-362	54.4
1992	Heather Burge	Jr.	34	255-460	55.4
1993	Heather Burge	Sr.	32	258-414	62.3
1994	Wendy Palmer ^	So.	32	221-389	56.8
1995	Wendy Palmer	Jr.	31	227-401	56.6
1996	Wendy Palmer	Sr.	32	176-368	47.8
1997	DeMya Walker ^	So.	31	165-276	59.8
1998	DeMya Walker	Jr.	29	190-344	55.2
1999	DeMya Walker	Sr.	29	168-306	54.9
2000	Schuye LaRue ^	Fr.	34	198-342	57.9
2001	Schuye LaRue	So.	32	242-508	47.6
2002	Brandi Teamer	Fr.	30	171-386	44.3
2003	Brandi Teamer	So.	30	156-336	46.4
2004	Kate Kreager *	Jr.	29	87-167	52.1
2005	Brandi Teamer *	Sr.	32	156-323	48.3
2006	Siedah Williams *	Jr.	32	149-297	50.2
2007	Siedah Williams *	Sr.	34	120-242	49.6
2008	Aisha Mohammed	Jr.	34	181-327	55.4
2009	Aisha Mohammed	Sr.	30	152-297	51.2
2010	Monica Wright	Sr.	31	270-605	44.6
2011	Simone Egwu*	So.	35	75-155	48.4
2012	Jazmin Pitts *	Jr.	34	62-135	45.9
2013	Ataira Franklin	Jr.	29	151-358	42.2
2014	Sarah Imovbioh **	So.	30	91-154	59.1
2014	Sarah Imovbioh *	Jr.	31	144-260	55.4
2015	Sarah Imovbioh	Sr.	30	150-257	58.4
2016	Lauren Moses*	So.	34	128-293	43.7
2017	Felicia Aiyeotan *	Fr.	33	65-125	52.0
2018	Felicia Aiyeotan *	So.	33	112-217	51.6
2019	Jocelyn Willoughby	Jr.	31	157-404	38.9
2020	Jocelyn Willoughby	Sr.	30	186-412	45.1
2021	COVID season				
2022	London Clarkson *	Jr.	27	50-108	46.3
2023	Mir McLean *	So.	15	66-115	57.4
2024	Camryn Taylor	Sr.	28	151-325	46.5

**Note:** min. 5 FGM per game  
 \* – no one met minimum standard that year  
 ^ – ACC leader

## FIELD GOALS MADE

### INDIVIDUAL – GAME

Wendy Palmer (18-20 FG) vs. Maryland, 1/25/95.....18

### INDIVIDUAL – SEASON

Rk.	Player	FGM	FGA
1.	Monica Wright (2009)	271	646
2.	Monica Wright (2010)	270	605
3.	Heather Burge (1993)	258	414
4.	Heather Burge (1992)	255	460
5.	Daphne Hawkins (1988)	247	507
6.	Schuye LaRue (2001)	242	508
7.	Monica Wright (2008)	228	487
8.	Wendy Palmer (1995)	227	401
9.	Wendy Palmer (1994)	221	389
10.	Lyndra Littles (2007)	218	446
11.	Cathy Grimes (1984)	216	391

### INDIVIDUAL – CAREER

Rk.	Player (Years)	FGM	FGA
1.	Monica Wright (2006-10)	962	2,207
2.	Heather Burge (1990-93)	866	1,587
3.	Wendy Palmer (1993-96)	780	1,412
4.	Dawn Staley (1989-92)	753	1,637
5.	Cathy Grimes (1982-85)	708	1,342
6.	Lyndra Littles (2005-09)	682	1,491
7.	Daphne Hawkins (1985-88)	635	1,310
8.	Nancy Mayer (1983-87)	633	1,268
9.	Tammi Reiss (1989-92)	633	1,315
10.	Tonya Cardoza (1987-91)	630	1,319
11.	DeMya Walker (1996-99)	629	1,129

**Frosh:** Schuye LaRue (2000) 198 342  
**Soph:** Schuye LaRue (2001) 242 508  
**Junior:** Monica Wright (2009) 271 646  
**Senior:** Monica Wright (2010) 270 605

### TEAM – GAME

vs. Cleveland State, 11/29/95.....54

### TEAM – SEASON

1991 1,131 2,337

## FIELD GOAL ATTEMPTS

### INDIVIDUAL – GAME

Monica Wright vs. James Madison, 12/6/09.....32

### INDIVIDUAL – SEASON

Rk.	Player	FGM	FGA
1.	Monica Wright (2009)	271	646
2.	Monica Wright (2010)	270	605
3.	Schuye LaRue (2001)	242	508
4.	Daphne Hawkins (1988)	247	507
5.	Monica Wright (2008)	228	487
6.	Monica Wright (2007)	193	469
7.	Ariana Moorer (2012)	170	463
8.	Heather Burge (1992)	255	460
9.	Dawn Staley (1990)	203	449
10.	Lyndra Littles (2007)	218	446
11.	Kymora Johnson (2024)	184	445
12.	Telisha Quarles (2002)	166	433
13.	Dawn Staley (1989)	197	431

### INDIVIDUAL – CAREER

Rk.	Player (Years)	FGM	FGA
1.	Monica Wright (2006-10)	962	2,207
2.	Dawn Staley (1989-92)	753	1,637
3.	Heather Burge (1990-93)	866	1,587
4.	Lyndra Littles (2005-09)	682	1,491
5.	Tora Suber (1994-97)	601	1,421
6.	Wendy Palmer (1993-96)	780	1,412
7.	Ataira Franklin (2010-14)	566	1,406
8.	Donna Holt (1985-88)	619	1,393
9.	Cathy Grimes (1982-85)	708	1,342
10.	Tonya Cardoza (1987-91)	630	1,319
11.	Tammi Reiss (1989-92)	633	1,315

**Frosh:** Monica Wright (2007) 193 469  
**Soph:** Schuye LaRue (2001) 242 508  
**Junior:** Monica Wright (2009) 271 646  
**Senior:** Monica Wright (2010) 270 605

### TEAM – GAME

vs. NC State (30T), 1/12/91 46 103  
 vs. Georgia Tech, 11/24/85 36 93

### TEAM – SEASON

1991 1,131 2,337

# FIELD GOAL RECORDS



## FIELD GOAL PERCENTAGE

### INDIVIDUAL – SEASON

(min. 150 FGM)

Rk.	Player (Year)	FGM-FGA	FG%
1.	Heather Burge (1993)	258-414	62.3
2.	Wendy Palmer (1993)	156-254	61.4
3.	DeMya Walker (1997)	165-276	59.8
4.	Sarah Imovbioh (2015)	150-257	58.4
5.	Schuye LaRue (2000)	198-342	57.9
6.	Wendy Palmer (1994)	221-389	56.8
7.	Wendy Palmer (1995)	227-401	56.6
8.	Aisha Mohammed (2008)	181-327	55.4
	Heather Burge (1992)	255-460	55.4
10.	Cathy Grimes (1984)	216-391	55.2
	DeMya Walker (1998)	190-344	55.2
12.	DeMya Walker (1999)	168-306	54.9
13.	Tonya Cardoza (1981)	197-362	54.4

<b>Frosh:</b>	Wendy Palmer (1993)	156-254	61.4
<b>Soph:</b>	DeMya Walker (1997)	165-276	59.8
<b>Junior:</b>	Wendy Palmer (1995)	227-401	56.6
<b>Senior:</b>	Heather Burge (1993)	258-414	62.3

## INDIVIDUAL – CAREER

(min. 600 FGM)

Rk.	Player	FGM-FGA	FG%
1.	DeMya Walker (1996-99)	629-1,129	55.7
2.	Wendy Palmer (1993-96)	780-1,412	55.2
3.	Heather Burge (1990-93)	866-1,587	54.6
4.	Cathy Grimes (1982-85)	708-1,342	52.8
5.	Nancy Mayer (1983-87)	633-1,268	49.9
6.	Daphne Hawkins (1985-88)	635-1,310	48.5
7.	Tammi Reiss (1989-92)	633-1,315	48.1
8.	Tonya Cardoza (1987-91)	630-1,319	57.8
9.	Dawn Staley (1989-92)	753-1,637	46.0
10.	Lyndra Littles (2005-09)	682-1,491	45.7

## INDIVIDUAL – GAME

Schuye LaRue vs. Washington, 11/28/99	9-9
DeMya Walker vs. Towson, 12/11/98	9-9
Wendy Palmer vs. Cleveland State, 11/29/95	9-9

## TEAM – QUARTER

vs. Georgia Tech (4th), 1/28/18	85.7 (6-7)
---------------------------------	------------

## TEAM – GAME

vs. Wake Forest, 1/7/87	70.0 (42-60)
-------------------------	--------------

## TEAM – SEASON

1984	50.2 (907-1,805)
------	------------------



# 3-POINT FIELD GOAL RECORDS

## YEAR-BY-YEAR PERCENTAGE LEADERS

Year	Player	Cl.	Pos.	G	3-FGM	3-FGA	Pct.
1988	Donna Holt	Sr.	G	32	49	128	.383
1989	Amy Fuller	Fr.	G/F	22	23	49	.469
1990	Dawn Staley	So.	G	32	36	104	.346
1991	Tammi Reiss	Jr.	G	34	48	121	.397
1992	Dena Evans	Jr.	G	34	35	85	.412
1993	Dena Evans	Sr.	G	31	46	157	.293
1994	Tora Suber	Fr.	G	32	57	154	.370
1995	Monick Foote	Fr.	G/F	25	43	98	.439
1996	Tora Suber	Jr.	G	33	61	170	.359
1997	Monick Foote	Jr.	G/F	29	38	113	.336
1998	Kate Mooney	Jr.	G/F	29	45	139	.324
1999	Erin Stovall	Jr.	G	29	46	146	.315
2000	Svetlana Volnaya^	Jr.	F	33	54	126	.429
2001	Svetlana Volnaya^	Sr.	F	31	49	109	.450
2002	Anna Prillaman	So.	G	30	57	125	.456
2003	Cherrise Graham	So.	G	29	32	92	.348
2004	Anna Prillaman	Sr.	G	29	59	153	.386
2005	Brenna McGuire	So.	G	32	59	174	.339
2006	Sharneé Zoll	So.	G	32	35	92	.380
2007	Brenna McGuire	Sr.	G	34	62	179	.346
2008	Lyndra Littles	Jr.	F	30	17	44	.386
2009	Lyndra Littles	Sr.	F	25	26	60	.433
2010	Monica Wright	Sr.	G	31	31	99	.313
2011	Ataira Franklin^	Fr.	G	35	43	90	.478
2012	Ataira Franklin	So.	G	36	53	165	.321
2013	Ataira Franklin	Jr.	G	29	43	123	.350
2014	Ataira Franklin	Sr.	G	31	54	150	.360
2015	Breyana Mason	So.	G	31	27	62	.435
2016	Mikayla Venson	So.	G	31	70	185	.378
2017	Breyana Mason	Sr.	G	33	38	83	.458
2018	Jocelyn Willoughby	So.	G/F	33	25	56	.446
2019	Jocelyn Willoughby	Jr.	G/F	31	49	123	.398
2020	Jocelyn Willoughby	Sr.	G/F	30	37	89	.451
2021	COVID season						
2022	Amandine Toi	Sr.	G	27	51	163	.313
2023	Sam Brunelle	Gr.	F	21	34	85	.400
2024	Camryn Taylor	Sr.	F	28	15	29	.517

^ - ACC Leader

## 3-POINT FIELD GOALS MADE

### INDIVIDUAL - CAREER

Rk.	Player (Years)	3FGM	3FGA
1.	Tora Suber (1994-97)	220	666
2.	Brenna McGuire (2004-07)	196	587
3.	Ataira Franklin (2011-14)	193	528
4.	Telisha Quarles (1998-02)	187	545
5.	Anna Prillaman (2001-04)	181	451
6.	Tammi Reiss (1989-92)	139	334
7.	Aliyah Huland El (2015-18)	137	435
8.	Dena Evans (1990-93)	134	370
9.	Monica Wright (2006-10)	132	439
10.	Dawn Staley (1989-92)	131	371
	Mikayala Venson (2015-16)	131	385
	Dominique Toussaint (2017-20)	131	459

### INDIVIDUAL - SEASON

Rk.	Player (Year)	Gms	3FGM	3FGA
1.	Mikayla Venson (2016)	31	70	185
2.	Telisha Quarles (2001)	32	63	180
	Telisha Quarles (2000)	34	63	171
3.	Brenna McGuire (2007)	34	62	179
4.	Tora Suber (1996)	33	61	170
5.	Mikayla Venson (2015)	31	61	148

Player (Year)	Gms	3FGM	3FGA
<b>Frosh:</b> Mikayla Venson (2015)	31	61	148
<b>Soph:</b> Mikayla Venson (2016)	31	70	185
<b>Junior:</b> Telisha Quarles (2001)	32	63	180
<b>Senior:</b> Brenna McGuire (2007)	34	62	179

### INDIVIDUAL - GAME

Mimi McKinney vs. North Carolina, 1/15/98.....	7 (7-12)
Kate Mooney vs. Florida State, 2/1/98.....	7 (7-14)
Monick Foote vs. Florida, 3/18/95.....	*7 (7-12)

\* - NCAA Tournament record

### INDIVIDUAL - HALF

Anna Prillaman (2H) vs. Georgia Tech, 2/11/02.....	5
Anna Prillaman (2H) at Maryland, 1/17/02.....	5
Mimi McKinney (2H) vs. North Carolina, 1/15/98.....	5

### TEAM - GAME

at Tulane, 11/24/23.....	15 (15-35)
--------------------------	------------

### TEAM - SEASON

2024 .....	218 (218-700, .311)
------------	---------------------

## 3-POINT FIELD GOAL ATTEMPTS

### INDIVIDUAL - HALF

Donna Holt (2H) vs. Clemson, 2/20/88.....	9
---	---

### INDIVIDUAL - GAME

Kate Mooney vs. Florida State, 2/1/98.....	14
Telisha Quarles vs. Michigan, 3/17/01.....	14

### INDIVIDUAL - SEASON

Kymora Johnson (2024).....	189 (60-189)
----------------------------	--------------

### INDIVIDUAL - CAREER

Tora Suber (1994-97).....	666 (220-666)
---------------------------	---------------

### TEAM - GAME

at La Salle, 12/3/23.....	34
---------------------------	----

### TEAM - SEASON

2019 .....	700 (218-700, .288)
------------	---------------------

## 3-POINT FIELD GOAL PERCENTAGE

### INDIVIDUAL - GAME

Mikayla Venson vs. NC State, 1/29/15.....	6-6
Kate Mooney vs. Virginia Tech, 2/6/97.....	5-5
Tammi Reiss vs. Virginia Tech, 11/28/90.....	5-5
Donna Holt vs. St. John's, 3/19/88.....	5-5

### INDIVIDUAL - SEASON

Amy Fuller, 1989.....	46.9 (23-49)
-----------------------	--------------

### INDIVIDUAL - CAREER

Tammi Reiss, 1989-92.....	41.6 (139-334)
Breyana Mason, 2013-17.....	41.4 (96-232)
Svetlana Volnaya, 1999-01.....	39.4 (124-315)

### TEAM - GAME

vs. St. John's, 1988.....	85.7 (6-7)
---------------------------	------------

### TEAM - SEASON

1991 .....	37.1 (135-364)
------------	----------------

# FREE THROW RECORDS



## YEAR-BY-YEAR PERCENTAGE LEADERS

Year	Player	Cl.	Pos.	G	FTM	FTA	Pct.
1974	Kathy Williams*	Fr.	G	15	22	34	.647
1975	Kathy Williams*	So.	G	22	46	62	.742
1976	Amy Easter*	So.	F	20	27	43	.628
1977	Paula Shorten	Fr.	F/C	21	61	93	.656
1978	Paula Shorten	So.	F/C	25	88	135	.652
1979	Valerie Ackerman^	So.	F	28	91	122	.746
1980	Melissa Mahony^	So.	G	32	85	101	.842
1981	Melissa Mahony*	Jr.	G	32	76	90	.844
1982	Cathy Grimes	Fr.	F	28	73	105	.695
1983	Cathy Grimes	So.	F	28	78	111	.711
1984	Cathy Grimes	Jr.	F	29	108	149	.725
1985	Daphne Hawkins*	Fr.	G	26	28	33	.848
1986	Daphne Hawkins	So.	G	24	82	101	.812
1987	Donna Holt^	Jr.	G	31	84	99	.848
1988	Donna Holt^	Sr.	G	32	95	116	.819
1989	Dawn Staley	Fr.	G	31	147	177	.831
1990	Tammi Reiss	So.	G	32	128	162	.790
1991	Dawn Staley	Jr.	G	34	108	131	.824
1992	Tammi Reiss^	Sr.	G	34	145	178	.815
1993	Dena Evans	Sr.	G	31	66	83	.795
1994	Jeffra Gausepohl	So.	C	32	100	139	.719
1995	Jeffra Gausepohl*	Jr.	C	32	72	104	.692
1996	Tora Suber	Jr.	G	33	135	178	.758
1997	Tora Suber	Sr.	G	31	89	118	.754
1998	Mimi McKinney	Sr.	G	28	81	106	.764
1999	Erin Stovall	Jr.	G	29	81	107	.757
2000	Svetlana Volnaya	Jr.	F	33	105	139	.755
2001	Schuye LaRue	So.	F/C	32	83	116	.716
2002	Telisha Quarles	Sr.	G	30	89	110	.809
2003	Cherrise Graham	So.	G	29	132	163	.810
2004	LaTonya Blue	Jr.	G	28	69	86	.802
2005	LaTonya Blue	Sr.	G	30	89	119	.748
2006	Sharneé Zoll	So.	G	32	82	109	.752
2007	Monica Wright	Fr.	G	34	103	135	.763
2008	Lyndra Littles	Jr.	F	34	122	158	.772
2009	Lyndra Littles	Sr.	F	25	129	159	.811
2010	Monica Wright	Sr.	G	31	163	201	.811
2011	Ariana Moorer	Jr.	G	33	97	132	.735
2012	Ariana Moorer	Sr.	G	36	158	203	.778
2013	Sarah Imovbioh	So.	F	30	73	106	.689
2014	Kelsey Wolfe^	Sr.	G	31	77	86	.895
2015	Faith Randolph^	Jr.	G	30	88	97	.907
2016	Mikayla Venson^	So.	G	31	83	95	.874
2017	Jocelyn Willoughby	Fr.	G/F	33	98	132	.742
2018	Jocelyn Willoughby*	So.	G/F	33	63	74	.851
2019	Jocelyn Willoughby	Jr.	G/F	31	97	114	.851
2020	Jocelyn Willoughby	Sr.	G/F	30	168	193	.870
2021	COVID season						
2022	Camryn Taylor*	Jr.	F	12	32	43	.744
2023	Camryn Taylor	Sr.	F	30	79	106	.745
2024	Camryn Taylor	Gr.	F	28	96	115	.835

**Note:** Min. 2.5 FTM per game  
 \* - no one met minimum  
 ^ - ACC leader

## FREE THROWS MADE

### INDIVIDUAL - GAME

Telia McCall vs. Georgia Tech, 2/13/13 ..... 16 (16-17)  
 Cathy Grimes vs. Maryland, 1/31/84 ..... 16 (16-18)

### INDIVIDUAL - SEASON

Rk.	Player (Year)	Gms	FTM	FTA
1.	Jocelyn Willoughby	30	167	193
2.	Monica Wright (2010)	31	163	201
3.	Ariana Moorer (2012)	36	158	203
4.	Lyndra Littles (2007)	34	153	202
5.	Dawn Staley (1989)	31	147	177
6.	Tammi Reiss (1992)	34	145	178
7.	Tora Suber (1996)	33	135	178
8.	Cherrise Graham (2003)	29	132	163
	Dawn Staley (1990)	32	132	169
	Lyndra Littles (2009)	34	129	159

	Player (Year)	Gms	FTM	FTA
<b>Frosh:</b>	Dawn Staley (1989)	31	147	177
<b>Soph:</b>	Lyndra Littles (2007)	34	153	202
<b>Junior:</b>	Tora Suber (1996)	33	135	178
<b>Senior:</b>	Jocelyn Willoughby (2020)	30	168	193

### INDIVIDUAL - CAREER

Rk.	Player (Years)	FTM	FTA
1.	Dawn Staley (1989-92)	505	623
2.	Monica Wright (2006-10)	484	630
3.	Lyndra Littles (2005-09)	470	636
4.	Tammi Reiss (1989-92)	437	552
5.	Jocelyn Willoughby (2017-20)	426	513
6.	Donna Holt (1984-88)	347	429
7.	Tora Suber (1994-97)	345	472
8.	Tonya Cardoza (1987-91)	338	500
9.	Cathy Grimes (1982-85)	329	456
10.	Wendy Palmer (1993-96)	327	562

### TEAM - GAME

vs. Georgia Tech, 3/2/08 ..... 35 (35-46)

### TEAM - SEASON

1991 ..... 615 (615-915)

## FREE THROW ATTEMPTS

### INDIVIDUAL - GAME

Brandi Teamer at Wake Forest, 1/6/05 ..... 20 (11-20)

### INDIVIDUAL - SEASON

Ariana Moorer, 2012 ..... 203 (158-203)

### INDIVIDUAL - CAREER

Heather Burge, 1989-93 ..... 640 (326-640)

### TEAM - GAME

at Wake Forest, 1/6/05 ..... 54 (26-54)

### TEAM - SEASON

1991 ..... 915 (615-915)

## FREE THROW PERCENTAGE

### INDIVIDUAL - GAME

London Clarkson vs. Boston College, 1/15/23 ..... 14-14  
 Ariana Moorer vs. Virginia Tech, 2/19/12 ..... 13-13  
 Monica Wright vs. Florida State, 1/23/09 ..... 12-12  
 Mimi McKinney vs. Clemson, 3/1/97 ..... 12-12  
 Tammi Reiss vs. Wake Forest, 1/24/91 ..... 12-12  
 Jocelyn Willoughby vs. Boston College, 3/6/19 ..... 12-12  
 Sharneé Zoll vs. Wake Forest, 1/11/07 ..... 11-11  
 Monica Wright vs. North Carolina, 2/15/10 ..... 11-11

### INDIVIDUAL - SEASON

Donna Holt, 1987 ..... 94.3 (84-89)

### INDIVIDUAL - CAREER

Faith Randolph, 2013-16 ..... 83.9 (265-316)

### TEAM - GAME

vs. Memphis State, 3/15/87 ..... 14-14

### TEAM - SEASON

2024 ..... 77.2 (431-558)



# ASSISTS, BLOCKS, STEALS LEADERS

## ASSISTS

### INDIVIDUAL - GAME

Dena Evans vs. Maryland, 2/23/93 ..... 14

### INDIVIDUAL - SEASON

Rk.	Player (Year)	Gms	Ast
1.	Dawn Staley (1991)	34	^235
2.	Sharneé Zoll (2008)	34	^216
3.	Sharneé Zoll (2007)	34	209
4.	Dawn Staley (1992)	34	^209
5.	Dena Evans (1993)	31	209
6.	Sharneé Zoll (2006)	32	^201
7.	Donna Holt (1987)	31	176
8.	Kymora Johnson (2024)	32	172
8.	Renee Robinson (2000)	34	164
9.	Sharneé Zoll (2005)	32	159
10.	Donna Holt (1988)	32	155
11.	Dawn Staley (1989)	31	144
12.	Tora Suber (1995)	32	143

^ - Led the ACC

<b>Frosh:</b>	Kymora Johnson (2024)	32	172
<b>Soph:</b>	Sharneé Zoll (2006)	32	201
<b>Junior:</b>	Dawn Staley (1991)	34	235
<b>Senior:</b>	Sharneé Zoll (2008)	34	216

### INDIVIDUAL - CAREER

Rk.	Player (Years)	Gms	Ast
1.	Sharneé Zoll (2005-2008)	132	785
2.	Dawn Staley (1989-92)	131	729
3.	Donna Holt (1985-88)	121	561
4.	Dena Evans (1990-93)	134	528
5.	Tora Suber (1994-97)	127	504
6.	LaTonya Blue (2002-05)	119	438
7.	Nancy Mayer (1984-87)	117	420
8.	Jenny Boucek (1993-96)	127	397
9.	Renee Robinson (1997-00)	121	390
	Dominique Toussaint (2017-20)	116	390

### TEAM - GAME

vs. Cleveland State, 11/29/95 .....37

### TEAM - SEASON

1991 .....652

## BLOCKED SHOTS

### INDIVIDUAL - GAME

DeMya Walker vs. Florida State, 1/2/98 ..... 8

### INDIVIDUAL - SEASON

Rk.	Player (Year)	Gms	Blk
1.	DeMya Walker (1998)	29	^95
2.	DeMya Walker (1997)	31	^84
3.	DeMya Walker (1999)	29	^83
4.	Felicia Aiyetan (2018)	33	^69
5.	DeMya Walker (1996)	33	^68
6.	Jocelyn Logan-Friend (2005)	32	63
7.	Chrissy Reese (1980)	31	56
8.	Felicia Aiyetan (2017)	33	54
9.	Heather Burge (1993)	32	49
10.	Schuye LaRue (2000)	33	46

^ - Led the ACC

<b>Frosh:</b>	DeMya Walker (1996)	33	68
<b>Soph:</b>	DeMya Walker (1997)	31	84
<b>Junior:</b>	DeMya Walker (1998)	29	95
<b>Senior:</b>	DeMya Walker (1998)	29	83

### INDIVIDUAL - CAREER

Rk.	Player (Years)	Gms	Blk
1.	DeMya Walker (1996-99)	122	330
2.	Heather Burge (1990-93)	135	152
3.	Felicia Aiyetan (2017-19)	73	140
4.	Jocelyn Logan-Friend (2002-05)	111	139
5.	Monick Foote (1995-99)	109	123
6.	Tonya Cardoza (1987-91)	121	110
7.	Heidi Burge (1990-93)	134	108
8.	Lauren Moses (2015-18)	129	103
10.	Chrissy Reese (1980-83)	105	99
11.	Laurie Carter (1984-88)	119	96
12.	Schuye LaRue (1999-01)	66	86
13.	Jeffra Gausepohl (1993-96)	116	77

### TEAM - GAME

vs. Georgia Tech, 1/20/96 ..... 15

### TEAM - SEASON

1997 ..... 169

## STEALS

### INDIVIDUAL - GAME

Donna Holt vs. Maryland, 01/28/86 ..... 10

Dawn Staley vs. Temple, 11/20/91 ..... 10

Monica Wright vs. Liberty, 12-29-09 ..... 10

### INDIVIDUAL - SEASON

Rk.	Player (Year)	Gms	Stl
1.	Donna Holt (1987)	31	^164
2.	Donna Holt (1986)	29	^133
3.	Dawn Staley (1991)	34	^133
4.	Donna Holt (1988)	32	^131
5.	Tonya Cardoza (1991)	34	118
6.	Dawn Staley (1992)	34	^117
7.	Monica Wright (2010)	31	^115
8.	Lexie Gerson (2012)	36	113
9.	Dawn Staley (1989)	31	^102
10.	Ariana Moorer (2012)	36	102
	Dawn Staley (1990)	32	102
	Tonya Cardoza (1988)	31	102
13.	Donna Holt (1985)	29	101

^ - Led the ACC

<b>Frosh:</b>	Dawn Staley (1989)	31	102
<b>Soph:</b>	Donna Holt (1986)	29	133
<b>Junior:</b>	Donna Holt (1987)	31	164
<b>Senior:</b>	Donna Holt (1988)	32	131

### INDIVIDUAL - CAREER

Rk.	Player (Years)	Gms	Stl
1.	Donna Holt (1985-88)	121	529
2.	Dawn Staley (1989-92)	131	454
3.	Tonya Cardoza (1987-91)	121	375
4.	Monica Wright (2006-10)	133	372
5.	Lexie Gerson (2010-14)	127	257
6.	Nancy Mayer (1984-87)	117	240
7.	Sharneé Zoll (2005-2008)	132	234
8.	Ariana Moorer (2008-12)	133	229
9.	Daphne Hawkins (1985-88)	111	228
10.	Ataira Franklin (2010-13)	131	224

### TEAM - GAME

vs. Old Dominion, 12/4/90 ..... 26

### TEAM - SEASON

1987 ..... 484



# REBOUNDBING RECORDS



## YEAR-BY-YEAR REBOUNDBING LEADERS

Year	Player	Cl.	Pos.	Gms	Reb	Avg
1974	Chris Dawson	Jr.	C	15	192	12.8
1975	Leslie Berens	Sr.	F	22	278	12.6
1976	Mimi Hoffman	So.	F	20	152	7.6
1977	Barbara Stenzel	So.	F	21	155	7.4
1978	Paula Shorten	So.	F/C	25	139	5.8
1979	Jackie LaBerge	So.	F	27	200	7.4
1980	Chrissy Reese	Fr.	G	31	327	10.5
1981	Chrissy Reese	So.	G	22	177	8.0
1982	Cathy Grimes	Fr.	F	28	225	8.0
1983	Cathy Grimes	So.	F	28	241	8.6
1984	Cathy Grimes^	Jr.	F	29	279	9.6
1985	Cathy Grimes	Sr.	F	29	187	6.4
1986	Trina Thomas	Jr.	F	29	170	5.9
1987	Laurie Carter	Jr.	C	29	162	5.6
1988	Dawn Bryant	Jr.	F	32	256	8.0
1989	Dawn Bryant	Sr.	F	31	238	7.7
1990	Dawn Staley	So.	G	32	214	6.7
	Heather Burge	Fr.	C	35	234	6.7
1991	Dawn Staley	Jr.	G	34	209	6.1
	Tonya Cardoza	Sr.	G/F	34	208	6.1
1992	Heather Burge	Jr.	C	34	285	8.4
1993	Heather Burge	Sr.	C	32	245	7.7
1994	Wendy Palmer^	So.	F	32	323	10.1
1995	Wendy Palmer	Jr.	F	31	327	10.5
1996	Wendy Palmer	Sr.	F	32	358	11.2
1997	DeMya Walker	So.	F	31	232	7.5
1998	DeMya Walker	Jr.	F	29	245	8.4
1999	DeMya Walker	Sr.	F	29	246	8.5
2000	Schuye LaRue	Fr.	F	33	272	8.0
2001	Schuye LaRue^	So.	F/C	32	379	11.8
2002	Brandi Teamer^	Fr.	F	30	268	8.9
2003	Brandi Teamer	So.	F	30	208	6.9
2004	Brandi Teamer	Jr.	F	24	134	5.6
2005	Brandi Teamer	Sr.	F	32	195	6.1
2006	Tiffany Sardin	Sr.	F	32	216	6.8
2007	Lyndra Littles	So.	F	34	299	8.8
2008	Aisha Mohammed	Jr.	C	34	314	9.2
2009	Aisha Mohammed^	Sr.	C	30	304	10.1
2010	Monica Wright	Sr.	G	31	200	6.5
2011	Simone Egwu	So.	C	35	183	5.2
2012	Chelsea Shine	Sr.	F	36	201	5.6
2013	Telia McCall	Sr.	F	27	208	7.7
2014	Sarah Imovbioh	Jr.	C	31	254	8.2
2015	Sarah Imovbioh^	Sr.	C	31	334	10.8
2016	Lauren Moses	So.	F	34	236	6.9
2017	Jocelyn Willoughby	Fr.	G/F	33	204	6.2
2018	Felicia Aiyeotan	So.	C	33	227	7.4
2019	Jocelyn Willoughby	Jr.	G/F	31	255	8.2
2020	Jocelyn Willoughby	Sr.	G/F	30	230	7.7
2021	COVID season					
2022	Eleah Parker	Gr.	C	26	129	5.0
2023	Camryn Taylor	Sr.	F	30	185	6.2
2024	Camryn Taylor	Gr.	F	28	170	6.1

^ - ACC leader

## INDIVIDUAL - GAME

Sarah Imovbioh vs. Ohio State, 11/14/15 ..... 24

## INDIVIDUAL - SEASON

Rk.	Player (Year)	Gms	Reb
1.	Schuye LaRue (2001)	32	379
2.	Wendy Palmer (1996)	32	358
3.	Sarah Imovbioh (2015)	31	334
4.	Wendy Palmer (1995)	31	327
5.	Chrissy Reese (1980)	31	327
6.	Wendy Palmer (1994)	32	323
7.	Aisha Mohammed (2008)	34	314
8.	Aisha Mohammed (2009)	34	304
9.	Lyndra Littles (2007)	34	299
10.	Heather Burge (1992)	34	285

**Frosh:** Chrissy Reese (1980) 31 327

**Soph:** Schuye LaRue (2001) 32 379

**Junior:** Wendy Palmer (1995) 31 327

**Senior:** Wendy Palmer (1996) 32 358

## INDIVIDUAL - CAREER

Rk.	Player (Years)	Gms	Reb
1.	Wendy Palmer (1993-96)	126	1221
2.	Heather Burge (1990-93)	135	955
3.	DeMya Walker (1996-99)	122	932
4.	Cathy Grimes (1982-85)	114	932
5.	Lyndra Littles (2005-09)	120	881
6.	Heidi Burge (1990-93)	134	853
7.	Dawn Bryant (1986-89)	123	827
8.	Brandi Teamer (2002-05)	116	805
9.	Sarah Imovbioh (2013-15)	92	793
10.	Dawn Staley (1990-92)	131	772

## TEAM - GAME

vs. Rider, 12/19/96 ..... 77

## TEAM - SEASON

1992 ..... 1556



# YEAR-BY-YEAR STATS

2024-25 FACT BOOK

Year	Record	FGM-FGA	PCT	3FGM-A	PCT	FTM-A	PCT	REB	AVG	PF	PTS	AVG
1973-74	10-5	249-789	.316	*	*	121-265	.457	653	43.5	176	619	41.2
	Opp	*	*	*	*	*	*	*	*	*	570	38.0
1974-75	15-7	476-1420	.335	*	*	168-317	.530	1070	48.6	373	1120	50.9
	Opp	424-1425	.298	*	*	158-296	.534	925	42.1	397	1006	45.7
1975-76	12-9	406-1226	.342	*	*	200-386	.519	843	42.2	417	1012	50.6
	Opp	361-1050	.346	*	*	204-371	.550	802	40.1	432	924	46.2
1976-77	10-11	482-1365	.353	*	*	250-396	.631	960	46.0	397	1214	57.8
	Opp	542-1440	.376	*	*	180-327	.550	1053	50.1	411	1266	60.3
1977-78	8-17	538-1388	.388	*	*	305-514	.593	1017	40.7	491	1381	55.2
	Opp	647-1584	.405	*	*	334-520	.642	1021	40.8	523	1613	64.5
1978-79	16-12	731-1643	.445	*	*	336-495	.679	1084	38.7	544	1798	64.2
	Opp	667-1709	.390	*	*	335-503	.666	1033	36.9	535	1669	59.6
1979-80	20-12	890-1963	.453	*	*	405-589	.688	1312	41.0	632	2185	68.3
	Opp	728-1934	.376	*	*	438-688	.637	1176	36.8	564	1894	59.2
1980-81	22-10	862-1929	.447	*	*	349-521	.670	1194	37.3	583	2073	64.8
	Opp	718-1803	.398	*	*	379-595	.637	1155	36.1	541	1815	56.7
1981-82	17-11	778-1665	.467	*	*	324-493	.657	1062	37.9	525	1880	67.1
	Opp	617-1521	.406	*	*	376-558	.674	870	31.1	496	1610	57.5
1982-83	15-13	830-1886	.440	*	*	301-467	.645	1224	43.7	602	1961	70.0
	Opp	740-1721	.430	*	*	419-467	.656	1014	36.2	477	1899	67.8
1983-84	22-7	907-1805	.502	*	*	373-519	.719	1167	40.2	576	2187	75.4
	Opp	758-1799	.421	*	*	382-569	.671	956	33.0	528	1898	65.4
1984-85	21-8	863-1835	.470	*	*	355-522	.680	1097	37.8	604	2081	71.8
	Opp	705-1638	.430	*	*	387-584	.663	1005	34.7	511	1797	62.0
1985-86	26-3	903-1955	.462	*	*	486-689	.705	1136	39.2	657	2292	79.0
	Opp	710-1591	.446	*	*	436-686	.636	1055	36.4	590	1856	64.0
1986-87	26-5	946-2048	.464	*	*	459-677	.678	1221	39.4	457	2351	75.8
	Opp	758-1747	.434	*	*	362-551	.657	1083	34.9	416	1878	60.6
1987-88	27-5	938-2104	.446	98-294	.333	505-749	.674	1241	38.8	611	2479	77.5
	Opp	803-1866	.430	67-185	.362	427-636	.671	1244	38.9	624	2100	65.6
1988-89	21-10	933-2050	.455	120-330	.364	494-696	.710	1202	38.8	612	2480	80.0
	Opp	901-1978	.456	64-184	.348	432-633	.682	1227	39.6	606	2298	74.1
1989-90	29-6	999-2185	.457	113-315	.359	552-802	.688	1488	42.5	695	2663	76.1
	Opp	842-2093	.402	101-302	.334	560-806	.695	1254	35.8	681	2345	67.0
1990-91	31-3	1131-2337	.484	135-364	.371	615-915	.672	1466	43.1	673	3012	88.6
	Opp	814-2008	.405	72-245	.294	507-790	.642	1273	37.4	745	2207	64.9
1991-92	32-2	1058-2202	.480	106-294	.360	566-829	.683	1556	45.8	605	2788	82.0
	Opp	750-2007	.374	105-358	.290	415-625	.664	1112	32.7	709	2020	59.4
1992-93	26-6	1020-2077	.491	82-309	.265	473-772	.613	1491	46.6	617	2595	81.1
	Opp	764-2005	.381	126-433	.291	426-621	.686	1090	34.1	654	2080	65.0
1993-94	27-5	893-1897	.471	95-297	.320	514-761	.675	1329	41.5	511	2395	74.8
	Opp	770-1906	.404	136-424	.321	334-471	.709	1038	32.4	647	2010	62.8
1994-95	27-5	961-2016	.477	136-398	.342	429-649	.661	1348	42.1	570	2487	77.7
	Opp	713-1909	.373	130-459	.283	362-550	.658	1122	35.1	601	1918	59.9
1995-96	26-7	954-2109	.452	158-482	.328	472-744	.634	1463	44.3	638	2538	76.9
	Opp	688-1887	.365	104-390	.267	410-645	.636	1205	36.5	640	1890	57.3
1996-97	23-8	848-1864	.455	158-488	.324	422-628	.672	1332	43.0	617	2276	73.4
	Opp	609-1781	.342	113-436	.259	430-650	.662	1115	36.0	572	1761	56.8
1997-98	19-10	746-1819	.410	146-509	.287	398-611	.651	1151	39.7	637	2036	70.2
	Opp	664-1694	.392	121-386	.313	483-727	.664	1193	41.1	539	1932	66.6
1998-99	20-9	806-1828	.441	124-428	.290	466-658	.708	1155	39.8	650	2202	75.9
	Opp	621-1627	.382	127-386	.329	498-756	.659	1096	37.8	586	1867	64.4
1999-00	25-9	877-2000	.438	180-541	.333	519-749	.693	1250	36.8	644	2453	72.1
	Opp	775-2022	.383	145-522	.278	527-720	.732	1301	38.3	680	2222	65.4
2000-01	18-14	865-1990	.435	189-516	.366	390-631	.618	1255	39.2	653	2309	72.2
	Opp	764-1892	.404	118-395	.299	514-756	.680	1237	38.7	633	2160	67.5
2001-02	17-13	709-1742	.407	158-483	.327	413-618	.668	1117	37.2	564	1989	66.3
	Opp	703-1719	.409	119-392	.304	457-655	.698	1128	37.6	561	1982	66.1
2002-03	17-14	689-1772	.389	142-442	.321	434-668	.650	1205	38.9	616	1954	63.0
	Opp	665-1771	.375	119-390	.305	477-723	.660	1206	38.9	634	1926	62.1
2003-04	13-16	666-1676	.397	133-454	.293	385-546	.705	1068	36.8	528	1850	63.8
	Opp	671-1600	.304	110-362	.304	408-618	.660	1024	35.3	530	1860	64.1
2004-05	21-11	798-1912	.417	132-453	.291	438-673	.651	1281	40.0	533	2166	67.7
	Opp	720-1836	.392	128-422	.303	411-619	.664	1137	35.5	579	1979	61.8
2005-06	20-12	810-1992	.407	117-409	.286	402-601	.669	1200	37.5	549	2139	66.8
	Opp	681-1678	.406	124-423	.293	426-607	.702	1148	35.9	554	1912	59.8

# YEAR-BY-YEAR STATS



Year	Record	FGM-FGA	PCT	3FGM-A	PCT	FTM-A	PCT	REB	AVG	PF	PTS	AVG
2006-07	19-15	906-2130	.425	151-506	.298	510-699	.730	1342	39.5	574	2473	72.7
	Opp	905-2176	.416	182-516	.353	437-606	.721	1295	38.1	616	2429	71.4
2007-08	24-10	934-2092	.446	141-392	.360	531-751	.707	1326	39.0	585	2540	74.7
	Opp	818-2015	.406	136-457	.298	403-607	.664	1205	35.4	625	2175	64.0
2008-09	24-10	911-2232	.408	125-426	.293	529-764	.692	1455	42.8	591	2476	72.8
	Opp	815-2010	.405	183-571	.320	437-622	.703	1235	36.3	643	2250	66.2
2009-10	21-10	768-1937	.396	102-406	.251	522-709	.736	1256	40.5	570	2160	69.7
	Opp	668-1736	.385	185-573	.323	426-613	.695	1142	36.8	592	1947	62.8
2010-11	19-16	811-2088	.388	138-442	.312	578-826	.700	1384	39.5	634	2338	66.8
	Opp	800-1988	.402	195-579	.337	462-662	.698	1310	37.4	687	2257	64.5
2011-12	25-11	804-2107	.382	134-475	.282	539-725	.743	1307	36.3	549	2281	63.4
	Opp	712-1896	.376	176-641	.275	348-532	.654	1365	37.9	581	1948	54.1
2012-13	16-14	653-1646	.397	117-417	.281	434-586	.741	1156	38.5	497	1857	61.9
	Opp	655-1716	.382	188-570	.330	303-449	.675	1049	35.0	522	1801	60.0
2013-14	14-17	776-1935	.401	164-509	.322	463-644	.719	1139	36.7	599	2179	70.3
	Opp	766-1749	.438	204-626	.326	383-589	.650	1203	38.8	593	2119	68.4
2014-15	17-14	775-1809	.428	175-484	.362	362-508	.713	1134	36.6	537	2087	67.3
	Opp	736-1809	.407	169-590	.286	338-494	.684	1122	36.2	524	1979	63.8
2015-16	18-16	794-1986	.400	179-533	.336	391-518	.755	1178	34.6	593	2158	63.5
	Opp	767-1877	.409	167-565	.296	374-560	.668	1243	36.6	570	2075	61.0
2016-17	20-13	777-1887	.412	162-471	.344	368-534	.689	1250	37.9	551	2084	63.2
	Opp	668-1850	.361	173-654	.265	335-520	.644	1197	36.3	557	1844	55.9
2017-18	19-15	756-1875	.403	199-577	.345	339-469	.723	1203	36.5	531	2050	62.1
	Opp	738-1906	.387	205-650	.315	339-491	.690	1185	35.9	529	2020	61.2
2018-19	12-19	643-1793	.359	173-601	.288	359-474	.757	1153	37.2	413	1818	58.6
	Opp	769-1857	.414	231-683	.338	272-683	.338	1153	37.2	435	2041	65.8
2019-20	13-17	662-1673	.396	129-414	.312	389-533	.730	1080	36.0	524	1842	61.4
	Opp	667-1716	.389	202-650	.311	356-506	.704	1068	35.6	530	1892	63.1
2020-21	0-5	95-261	.364	22-63	.349	46-69	.667	159	31.8	79	258	51.6
	Opp	123-293	.420	27-84	.321	51-77	.675	195	39.0	83	325	65.0
2021-22	5-11	554-1501	.369	104-399	.261	274-433	.633	947	35.1	522	1486	55.0
	Opp	600-1474	.407	164-502	.327	404-555	.728	990	36.7	455	1768	65.5
2022-23	15-15	771-1901	.406	158-567	.279	362-505	.717	1245	41.5	555	2062	68.7
	Opp	675-1751	.385	168-602	.279	380-535	.710	1075	35.8	545	1898	63.3
2023-24	16-16	835-2099	.398	218-700	.311	431-558	.772	1317	41.2	601	2319	72.5
	Opp	784-1951	.402	209-690	.303	435-600	.725	1213	37.9	532	2212	69.1







# ALL-TIME UPSETS

## UPSET CITY

Since 1977, the Cavaliers have 62 victories over teams that were ranked higher at the time of the meeting, including 31 times an unranked UVA team has downed a ranked opponent.

UVA has beaten	UVA	Date
#1 Maryland, 75-74	A #2	2/11/92
#2 Louisiana Tech, 77-66	H #8	12/20/86
#3 Tennessee, 69-64	H NR	11/20/11
#3 NC State, 80-73	A NR	1/17/00
#3 North Carolina, 83-74	H #9	2/09/94
#4 Florida State, 60-51	H NR	2/16/17
#4 North Carolina, 77-75	A #15	1/12/94
#4 Tennessee, 79-75 OT*	N #12	3/24/90
<b>#5 Virginia Tech, 80-75</b>	<b>H NR</b>	<b>3/3/24</b>
#5 Tennessee, 83-82	A #16	11/17/08
#5 North Carolina, 88-78	A #12	2/5/95
#5 North Carolina, 80-64	H #12	1/31/95
#6 Old Dominion, 77-70	H NR	1/14/82
#6 Old Dominion, 72-60*	H #11	3/23/96
#6 Maryland, 86-72	H NR	1/23/14
#7 NC State, 60-51	H #21	2/20/00
#7 North Carolina, 105-100 3OT	A #15	1/15/98
#7 Vanderbilt, 65-49	H #14	12/1/96
#8 Louisville, 75-59	H NR	3/1/15
#8 North Carolina, 69-59	H NR	3/2/03
#8 Maryland, 89-81	H #18	1/30/09
#8 Auburn, 84-71	N #18	11/29/85
#8 Louisiana Tech, 63-62*	N #10	3/23/95
#8 Rutgers, 89-75*	N #10	3/24/88
#9 North Carolina, 87-68	H NR	1/6/00
#9 Duke, 61-49	H #25	1/30/00
#9 UNLV, 74-73	H #15	12/2/89
#9 NC State, 67-64 OT*	N #13	3/5/90
#10 Clemson, 67-66	A #22	1/2/99
#11 Maryland, 60-57	A NR	2/13/11
#11 Florida State, 68-63	A #19	2/24/09
#11 Maryland, 71-57	H #17	1/28/81
#11 NC State, 64-62	A #13	1/11/97
#12 North Carolina, 73-67	H #14	2/9/93
#14 Clemson, 77-76	A #19	1/21/84
<b>#15 Florida State, 91-87</b>	<b>A NR</b>	<b>1/21/24</b>
#15 Penn State, 88-69	H NR	12/3/83
#15 Ohio State, 68-65	H #17	1/8/94
#15 Clemson, 75-55	H #19	1/31/99
#16 NC State, 77-64	H NR	1/2/01
#16 NC State, 75-64	H #20	1/12/84
#16 Maryland, 77-61	H #17	1/31/84
#17 Boston College, 74-70*	H #19	3/19/00
#17 Vanderbilt, 73-66	N NR	11/23/12
#17 Florida State, 85-68	H NR	1/19/14
#18 Virginia Tech, 78-59	A NR	1/16/06
#18 Clemson, 83-75	H NR	1/5/84
#19 Virginia Tech, 76-27	H NR	1/26/17
#20 North Carolina, 82-78 2OT	H #21	2/15/10
<b>#20 Louisville, 73-68</b>	<b>A NR</b>	<b>2/25/24</b>
<b>#20 North Carolina, 81-66</b>	<b>H NR</b>	<b>1/28/24</b>
#20 Maryland, 63-61	H NR	2/20/05
#21 TCU, 59-55	N NR	11/27/10
#21 Texas, 86-83	N NR	11/23/07
#21 Arizona, 70-65	N NR	11/28/03
#22 Miami, 76-56	H NR	1/3/16
#22 Old Dominion, 63-55	A NR	11/22/02
#22 NC State, 71-59	H NR	2/12/23
#24 Florida State, 72-60	H NR	3/3/13
#24 Florida State, 77-62	A NR	1/31/05
#25 Boston College, 57-54	N NR	3/2/06
#25 Michigan, 78-64	N NR	12/28/02

\* = NCAA Tournament  
& = ACC Tournament  
\*\* = National Championship game (New Orleans, La.)  
Associated Press rankings

## FLIP SIDE

Conversely, the Cavaliers have been upset 16 times when ranked among the nation's Top 10.

UVA has lost to Opp	UVA	Date
#4 Penn State, 71-73	H #1	1/3/91
#3 Maryland, 65-67	H #1	1/15/92
#4 Tennessee, 67-70 OT**	N #2	3/31/91
#5 Rutgers, 58-81	A #4	1/13/87
#12 Maryland, 79-83	A #6	2/3/88
#22 Duke, 82-83 OT*	N #6	3/4/95
#10 Maryland, 70-76*	N #7	3/7/88
#18 Clemson, 45-57	A #7	1/28/96
#15 UConn, 63-74	A #8	12/11/93
#16 Kansas, 84-86	N #8	11/25/94
#22 Clemson, 67-75*	N #8	3/2/96
NR Duke, 74-84	A #9	1/16/90
#13 Ohio State, 84-91	A #9	1/2/93
#14 Duke, 69-72	H #9	2/10/96
#21 Clemson, 44-58	H #9	1/4/97
#17 NC State, 59-67	H #9	1/11/98

\* = NCAA Tournament  
& = ACC Tournament  
\*\* = National Championship game (New Orleans, La.)  
Associated Press ranking

## AGAINST THE BEST

Virginia has faced the nation's No. 1 ranked team 14 times.

UVA has played	UVA	Date
#1 Old Dominion, L 56-95	N NR	3/2/80
#1 Old Dominion, L 58-80	A #10	12/4/84
#1 Tennessee, L 76-84*	N #10	3/26/88
#1 Tennessee, L 47-80*	N NR	3/23/89
#1 Maryland, W, 75-74	A #2	2/11/92
#1 Tennessee, L, 73-84	N #12	12/9/94
#1 UConn, L 63-67*	A #10	3/25/95
#1 Duke, L 59-60	H NR	1/9/03
#1 Duke, L 52-63	H NR	1/18/04
#1 Duke, L 65-87	H NR	1/14/05
#1 North Carolina, L 60-72	H NR	2/12/06
#1 North Carolina, L 56-82&	N NR	3/3/06
#1 Duke, L 61-76	H NR	2/2/07
#1 Duke, L 58-79&	N NR	3/2/07

## VIRGINIA'S 100-POINT GAMES (37-0)

1. at #3 NC State [120] [3ot], 1/12/91	123	26. Towson [44], 12/11/98	102
2. Cleveland State [53], 11/29/95	120	St. Francis [45], 12/19/90	102
3. St. Francis [63], 11/27/00	116	Liberty [61], 1/8/89	102
4. Rider [60], 12/3/94	115	29. UMBC [46], 11/10/22	101
Maine [57], 11/24/84	115	#12 NC State [70], 1/11/92	101
6. Brown [49], 12/28/98	111	VCU [55], 12/19/91	101
at Maryland [74], 2/20/91	111	at University of Pacific [79], 1/1/87	101
8. USC Upstate, 11/18/09	110	33. Delaware State [62], 12/06/14	100
Morgan State [49], 12/10/92	110	Cleveland State [60], 12/16/06	100
Fairfield [64], 11/22/91	110	Mount St. Mary's [61], 11/10/00	100
Scranton [50], 12/2/83	110	Grambling [79], 11/26/99	100
12. at #24 Georgia Tech [81], 1/23/93	107	Manhattan [55], 3/15/96	100
Georgetown [44], 12/3/88	107		
14. Alabama State [21], 12/29/96	106		
#12 Maryland [103] [3ot], 3/8/93	106		
16. at #7 North Carolina [100] [3OT], 1/15/98	105		
Fordham [55], 12/29/94	105		
Marshall [73], 12/3/93	105		
Wake Forest [58], 1/7/87	105		
20. Coppin State [40], 11/13/16	103		
Georgia Tech [101], 3/2/08	103		
Pittsburgh [56], 11/25/95	103		
#14 West Virginia [83], 3/26/92	103		
Lafayette [41], 12/7/90	103		
Central Conn. [59], 11/12/17	103		

# YEAR-BY-YEAR RESULTS



## 1973-74

### Head Coach—Barbara Kelly

Home 5-2, Away 5-2, Neutral 0-1  
Stat Leaders: Chris Dawson 10.2 ppg, 12.8 rpg

N 30	at Mary Washington	W	37-32
D 4	at Norfolk State	W	37-33
D 12	OLD DOMINION	W	46-40
J 17	VCU	L	53-44
J 25	RANDOLPH-MACON	W	44-31
J 26	NORFOLK STATE	W	43-36
F 4	VIRGINIA TECH	L	39-33
F 7	at Roanoke	L	52-34
F 13	VIRGINIA STATE	W	43-41
F 18	at Lynchburg	W	52-36
F 20	MARY WASHINGTON	W	44-23
F 21	at Emory & Henry	L	53-41
F 22	at Mary Washington	W	58-41
F 23	at Virginia State	W	37-35
F 24	vs. VCU+	L	25-24

+ VAIAW (Williamsburg, Va.)

## 1974-75

### Head Coach—Barbara Kelly

Home 5-1, Away 8-5, Neutral 2-1  
Stat Leaders: Chris Dawson 12.7 ppg; Leslie Berens 12.6 rpg

N 19	at Hollins	W	46-26
N 21	at Mary Washington	W	50-29
N 26	at Longwood	L	53-43
D 7	at NC State	L	57-45
D 10	at VCU	L	52-47
J 16	at Roanoke	W	51-36
J 18	at Radford	L	52-44
J 21	at Eastern Mennonite	W	59-39
J 27	at Old Dominion	L	57-55
J 29	NORFOLK STATE	L	52-40
J 31	LYNCHBURG	W	58-25
F 5	VIRGINIA TECH	W	57-45
F 8	at Bridgewater	W (ot)	57-52
F 11	at Randolph (WC)	W	60-53
F 13	at Mary Baldwin	W	51-48
F 15	CLINCH VALLEY	W	61-50
F 17	at Virginia State	W	51-49
F 19	EMORY & HENRY	W	61-42
F 22	WILLIAM & MARY	W	37-33
F 27	vs. Radford+	L	57-37
F 29	vs. Longwood+	W	56-52
M 1	vs. Bridgewater+	W	54-47

+ VAIAW (Lynchburg, Va.)

## 1975-76

### Head Coach—Dan Bonner

Home 7-4, Away 4-3, Neutral 1-2  
Stat Leaders: Kathy Williams 10.2 ppg; Mimi Hoffman 7.6 rpg

D 2	at Mary Washington	W	41-19
D 4	at Randolph (WC)	W	47-45
D 8	at Sweet Briar	W	72-23
D 10	OLD DOMINION	W	52-38
J 12	HOLLINS	W	53-41
J 14	VIRGINIA TECH	L	48-44
J 16	at Norfolk State	L	58-43
J 20	at Bridgewater	L	47-40
J 23	EMORY & HENRY (forfeit)	W	1-0
J 24	at Radford	L	54-52
J 27	at William & Mary	W	49-46
J 31	NC STATE	L	60-38
F 5	WAKE FOREST (1)	W	71-62
F 6	NORTH CAROLINA (1)	L	49-40
F 9	VCU	L	55-47
F 12	ROANOKE	W	61-44
F 14	MARY WASHINGTON	W	60-27
F 18	JAMES MADISON	W	67-57
F 20	Virginia State+	W	57-43
F 26	Longwood+	L	69-54
F 28	vs. VCU+	L	39-34

(1) Virginia Invitational (Charlottesville, Va.)  
+ VAIAW (Bridgewater, Va.)

## 10-5

## 1976-77

### Head Coach—Dan Bonner

Home 7-4, Away 3-5, Neutral 0-2  
Stat Leaders: Kathy Williams 12.4 ppg; Barbara Stenzel 7.4 rpg

D 1	RANDOLPH-MACON (Ash.)	W	47-40
D 3	at Wake Forest	W	67-51
D 4	at North Carolina	L	60-54
D 7	at #20 Old Dominion	L	85-53
D 9	VIRGINIA TECH	W	54-52
J 18	at #16 NC State	L	83-55
J 22	RADFORD	L	64-39
J 26	OLD DOMINION	L	71-38
J 28	NORFOLK STATE	L	52-50
J 31	BRIDGEWATER	W	62-54
F 5	GEORGETOWN	W	60-48
F 8	at Virginia State	L	70-58
F 10	NORTH CAROLINA (1)	W	71-59
F 11	#13 MARYLAND (1)	L	79-67
F 15	at James Madison	L	88-34
F 19	WILLIAM & MARY	W	74-36
F 21	at VCU	W	64-51
F 23	at Virginia Tech	W	67-58
F 26	LONGWOOD	W	7-56
M 3	Radford+	L	61-56
M 4	vs. VCU+	L (ot)	48-47

(1) Virginia Invitational (Charlottesville, Va.)  
+ VAIAW (Norfolk, Va.)

## 10-11

## 1977-78

### Head Coach—Debbie Ryan

Home 4-6, Away 3-8, Neutral 1-3  
Stat Leaders: Paula Shorten 10.2 ppg, 5.8 rpg

N 28	VIRGINIA UNION	W	54-48
D 3	at #9 Old Dominion	L	74-26
D 5	*at Duke	W	73-55
D 8	VIRGINIA STATE	L	73-66
D 20	at North Carolina (2)	L	81-58
D 21	Charleston (2)	L	76-44
J 9	VIRGINIA TECH	W	54-39
J 13	*WAKE FOREST	L	60-59
J 14	*#4 NC STATE	L	77-62
J 17	*NORTH CAROLINA	L	77-66
J 19	at Norfolk State	W	66-64
J 21	*at Clemson	L	86-58
J 23	#7 OLD DOMINION	L	71-49
J 28	at #11 Saint Joseph's (Pa.)	L	91-59
J 29	at Villanova	L	64-60
F 1	*at #8 Maryland	L	69-38
F 7	at Radford	L	67-55
F 9	CLEMSON %	L	73-59
F 14	VCU	W	55-52
F 16	at Longwood	L	55-42
F 21	JAMES MADISON	W	60-49
F 24	at Bridgewater	W	56-49
M 2	vs. Longwood +	L	63-50
M 3	vs. Virginia Tech +	W	58-38
M 4	vs. Norfolk State +	L	62-54

(2) North Carolina Christmas Tournament (Chapel Hill, N.C.)  
+ VAIAW (Norfolk, Va.)  
% ACC Tournament (Charlottesville, Va.)  
\* ACC regular-season contest

## 1978-79

### Head Coach—Debbie Ryan

Home 8-3, Away 7-5, Neutral 1-4  
Stat Leaders: Val Ackerman 16.1 ppg; Jackie LaBerge 7.4 rpg

N 28	at Randolph-Macon (Ash.)	W	75-33
N 30	GEORGE MASON	W	94-47
D 4	NORFOLK STATE	W	54-43
D 6	at #5 Old Dominion	L	79-56
D 18	at Princeton (3)	W	85-56
D 19	Northwestern (3)	L	73-49
J 6	at Campbell	L	87-79
J 8	*at Wake Forest	W	87-54
J 10	*at North Carolina	L	85-56
J 12	PENN	W	84-37
J 15	at Virginia Union	W	51-41
J 17	at Virginia Tech	W	64-58
J 20	*CLEMSON	L	62-59
J 21	*#3 MARYLAND	L	78-57
J 24	*DUKE	W	68-61
J 26	RADFORD	W	60-43
J 31	*at #6 NC State	L	88-63
F 3	VILLANOVA	L	59-55
F 6	GEORGE WASHINGTON	W	54-50
F 8	vs. North Carolina%	L	86-51
F 13	at VCU	W	67-60
F 15	at James Madison	L	65-46
F 19	LONGWOOD	W	74-54
F 21	at William & Mary	W	60-45
F 23	BRIDGEWATER	W	77-52
M 1	vs. VCU+	W	79-47
M 2	vs. James Madison+	L	73-45
M 3	vs. Radford+	L	53-49

(3) Princeton Christmas Tournament (Princeton, N.J.)  
+ VAIAW (Blacksburg, Va.)  
% ACC Tournament (Raleigh, N.C.)

## 1979-80

### Head Coach—Debbie Ryan

Home 13-3, Away 6-5, Neutral 1-4  
Stat Leaders: Melissa Mahony 15.3 ppg; Chrissy Reese 10.5 rpg

N 19	at Longwood	W	69-38
N 24	*GEORGIA TECH (4)	W	85-44
N 25	*DUKE (4)	W	74-58
N 27	VIRGINIA UNION	W	83-40
N 30	CAMPBELL	W	77-60
D 2	at Virginia State	W	76-63
D 4	at Norfolk State	L	57-53
D 17	at Temple	L	58-57
D 29	St. PETER'S	W	52-51
J 2	*WAKE FOREST	W	78-35
J 5	*NORTH CAROLINA	L (ot)	66-65
J 7	COLORADO	W	65-63
J 12	*at #12 Maryland	L	77-63
J 14	vs. Virginia Tech @	W	48-39
J 16	#2 OLD DOMINION	L	86-51
J 19	*at #16 Clemson	L	88-71
J 23	*at Duke	L	65-63
J 26	NAVY	W	93-67
J 29	at Radford	W	54-49
F 1	*#10 NC STATE	L (ot)	81-79
F 4	WILLIAM & MARY	W	87-51
F 8	vs. Clemson %	L	78-76
F 13	VCU	W	76-33
F 16	at Richmond	W	82-39
F 20	JAMES MADISON	W	78-40
F 23	at George Washington	W	55-53
F 25	at George Mason	W	71-67
F 27	VIRGINIA UNION +	W	67-56
M 2	#1 OLD DOMINION +	L	95-56
M 20	vs. Wayland Baptist &	W	67-62
M 21	vs. North Carolina &	L	68-61
M 22	vs. Drake &	L	67-53

(4) Charlottesville Tipoff Classic (Charlottesville, Va.)  
@ Richmond, Va.  
% ACC Tournament (College Park, Md.)  
+ VAIAW (Charlottesville) & NIT Tourney (Amarillo, Tx.)



# YEAR-BY-YEAR RESULTS

2024-25 FACT BOOK

## 1980-81 22-10, 5-2 ACC (4th)

### Head Coach—Debbie Ryan

Home 11-4, Away 5-4, Neutral 6-2

Stat Leaders: Melissa Mahony 13.2 ppg; Chrissy Reese 8.0 rpg

N 21	VCU (4)	W	95-32
N 22	NAVY (4)	W	54-47
N 25	MOUNT ST. MARY'S	W	76-64
N 29	*at North Carolina	L	55-51
N 30	*at Wake Forest	W	92-51
D 2	VIRGINIA STATE	W	76-41
D 7	at Virginia Union	W	52-44
D 10	*DUKE	W	73-57
D 27	vs. Indiana (5)	W	58-56
D 28	at Queens (5)	W	61-52
D 29	vs. East Carolina (5)	W	58-52
J 3	Virginia Tech @	W	58-43
J 7	GEORGETOWN	W	72-58
J 9	WILLIAM & MARY	W	74-49
J 12	*CLEMSON	W	77-67
J 15	#4 LONG BEACH STATE	L	73-71
J 17	*at Georgia Tech	W	66-42
J 21	GEORGE WASHINGTON	W	73-54
J 25	EAST CAROLINA	L	84-78
J 28	*#11 MARYLAND	W	71-57
J 31	*at #13 NC State	L	98-64
F 3	at #2 Old Dominion	L	51-36
F 9	NORFOLK STATE	W	58-57
F 12	vs. Georgia Tech %	W	61-49
F 14	vs. #12 Maryland %	L	50-74
F 18	at James Madison	W	69-60
F 22	vs. Notre Dame ^	W	68-40
F 25	*#17 NC STATE	L	76-71
F 28	#14 SOUTH CAROLINA	L	71-52
M 6	Virginia Union +	L	63-58
M 7	Virginia Tech +	W	49-41
M 10	at Tennessee &	L	81-54

(4) Charlottesville Tipoff Classic (Charlottesville, Va.)  
 (5) Queens Tournament (Flushing, N.Y.)  
 @ Roanoke, Va. ^Chicago, Ill.  
 % ACC Tournament (Clemson, S.C.)  
 + VAAIAW (Harrisonburg, Va.) & AIAAW (Knoxville, Tenn.)

## 1981-82 17-11, 3-7 ACC (5th)

### Head Coach—Debbie Ryan

Home 10-2, Away 5-6, Neutral 2-3

Stat Leaders: Cathy Grimes 13.8 ppg, 8.0 rpg

N 20	FLORIDA (4)	W	64-58
N 21	MOUNT ST. MARY'S (4)	W	83-70
N 24	at UNCG	W	78-39
N 30	AMERICAN	W	77-48
D 2	at Georgetown	W	72-57
D 5	at William & Mary	W	60-43
D 8	VIRGINIA UNION	W	67-50
D 19	DARTMOUTH	W	68-60
D 27	vs. New Hampshire (5)	L	63-62
D 28	vs. Northeastern (5)	W	53-45
D 29	vs. San Diego State (5)	W	38-34
J 2	JAMES MADISON	W	91-46
J 4	GEORGE WASHINGTON	W	75-45
J 9	*at North Carolina	L	74-65
J 10	at East Carolina	L	64-62
J 14	#6 OLD DOMINION	W	77-70
J 16	*GEORGIA TECH	W	75-45
J 20	*at #6 Maryland	L	67-62
J 23	*#5 NC STATE	L	69-64
J 27	*at Duke	L	80-63
J 30	at Liberty	W	87-46
F 3	*NORTH CAROLINA	L	62-60
F 6	Virginia Tech @	L	63-56
F 10	*WAKE FOREST	W	82-48
F 13	*at Clemson	L	75-65
F 15	*at Georgia Tech	W	56-51
F 20	*at #7 NC State	L	66-55
F 26	vs. #16 Maryland %	L	72-63

(4) Charlottesville Tipoff Classic (Charlottesville, Va.)  
 (5) Queens Tournament (Flushing, N.Y.)  
 @ Roanoke, Va. % ACC Tournament (Raleigh, N.C.)

## 1982-83 15-13, 4-9 ACC (6th)

### Head Coach—Debbie Ryan

Home 9-3, Away 4-7, Neutral 2-3

Stat Leaders: Cathy Grimes 17.1 ppg, 8.6 rpg

N 21	*GEORGIA TECH	W	80-59
N 29	UNCG	W	92-50
N 30	at George Washington	W	76-57
D 3	VCU (6)	W	86-37
D 4	MOUNT ST. MARY'S (6)	W	68-62
D 9	at Richmond	W	78-63
D 17	vs. Georgia State (7)	W	61-60
D 18	vs. Tennessee Tech (7)	W	70-67
D 19	vs. Ohio State (7)	L	74-63
D 30	*at Duke	L	73-63
J 2	E. TENNESSEE STATE	W (ot)	70-65
J 5	*at #3 Maryland	L	90-75
J 8	VIRGINIA TECH	W	70-66
J 12	*at #20 NC State	L	67-55
J 15	*NORTH CAROLINA	W (ot)	78-74
J 19	at #6 Old Dominion	L	99-48
J 22	*CLEMSON	L	76-71
J 28	*at Wake Forest	W	79-69
F 2	*#5 MARYLAND	L	73-62
F 5	*DUKE	W	66-63
F 9	at James Madison	W	56-51
F 12	*at #20 North Carolina	L	88-78
F 14	*at Georgia Tech	L	55-54
F 17	GEORGE MASON	W	83-54
F 20	*#18 Rutgers @	L	67-63
F 23	*at Clemson	L (ot)	86-84
F 26	*#16 NC STATE	L	84-69
M 4	*#7 Maryland %	L	70-63

(6) Shoney's Cavalier Classic (Charlottesville, Va.)  
 (7) USF Invitational (Tampa, Fla.)  
 @ Meadowlands, N.J.  
 % ACC Tournament (Fayetteville, N.C.)

## 1983-84 22-7, 11-3 ACC (1st)

### Head Coach—Debbie Ryan

#### ACC Regular-Season Champions

Home 13-1, Away 7-4, Neutral 2-2

Stat Leaders: Cathy Grimes 18.6 ppg, 9.6 rpg

N 22	at George Mason	W	86-53
N 29	*at Duke	W	72-58
D 2	SCRANTON (6)	W	110-50
D 3	*#15 PENN STATE (6)	W	88-69
D 7	*at Wake Forest	W	78-69
D 17	LIBERTY	W	81-37
D 19	at ETSU	W (ot)	71-68
D 29	at Boston College (8)	W	58-46
D 30	#10 Old Dominion (8)	L	79-50
J 4	Virginia Tech @	W	88-70
J 5	*#18 CLEMSON	W	83-75
J 8	JAMES MADISON	W	57-52
J 12	*#16 NC STATE	W	75-64
J 14	*at North Carolina	L	85-72
J 17	RICHMOND	W	79-55
J 21	*at #14 Clemson	W	77-76
J 23	*at Georgia Tech	W	75-65
J 26	#18 OLD DOMINION	L	74-58
J 31	*#16 MARYLAND	W	77-61
F 4	*DUKE	W	82-55
F 9	*#15 NORTH CAROLINA	W	88-72
F 11	*WAKE FOREST	W	82-66
F 15	*at #19 Maryland	L	82-51
F 18	*GEORGIA TECH	W	89-50
F 21	GEORGE WASHINGTON	W	78-57
F 25	*at #15 NC State	L	70-66
M 2	vs. Georgia Tech %	W	75-58
M 3	vs. North Carolina %	L	96-68
M 17	at #16 NC State \$	L	86-73

@ Roanoke, Va.  
 (6) Shoney's Cavalier Classic (Charlottesville, Va.)  
 (8) Nike-Boston College Christmas Classic (Boston, Mass.)  
 % ACC Tournament (Fayetteville, N.C.)  
 \$ NCAA Tournament

## 1984-85 21-8, 9-5 ACC (3rd)

### Head Coach—Debbie Ryan

Home 11-2, Away 6-5, Neutral 4-1

Stat Leaders: Nancy Mayer 12.1 ppg; Cathy Grimes 6.4 rpg

N 24	MAINE	W	115-57
N 27	GEORGE MASON	W	87-49
N 30	*at Wake Forest	W	77-66
D 4	at #1 Old Dominion	L	80-58
D 7	VCU (9)	W	81-46
D 8	CHARLOTTE (9)	W	57-56
D 20	at South Carolina	W	70-68
D 28	vs. Memphis State (10)	W	81-69
D 29	vs. Cleveland State (10)	W	99-59
D 31	vs. Illinois (10)	W	74-51
J 5	*at Duke	W	75-58
J 10	*at NC State	L	71-46
J 13	*NORTH CAROLINA	W (ot)	64-62
J 16	VIRGINIA TECH	W	62-74
J 19	*at Clemson	L	75-67
J 21	*at Georgia Tech	W	71-47
J 26	*WAKE FOREST	W	73-53
J 30	*at Maryland	W	63-50
F 2	*DUKE	W	74-66
F 5	*at North Carolina	L	77-75
F 9	LOUISVILLE	W	74-60
F 10	at James Madison	W	57-49
F 13	*MARYLAND	W	65-61
F 16	*GEORGIA TECH	W	97-67
F 20	*CLEMSON	L	66-63
F 23	*NC STATE	L	78-70
M 1	vs. Maryland %	W	64-53
M 2	vs. North Carolina %	L	76-55
M 16	at #13 Tennessee \$	L	65-55

(9) Investors' Classic (Charlottesville, Va.)  
 (10) Women's Court Classic (Coral Gables, Fla.)  
 % ACC Tournament (Fayetteville, N.C.)  
 \$ NCAA Tournament

## 1985-86 26-3, 13-1 ACC (1st)

### Head Coach—Debbie Ryan

#### ACC Regular-Season Champions

Home 13-2, Away 7-0, Neutral 6-1

Stat Leaders: Daphne Hawkins 17.0 ppg; Trina Thomas 5.9 rpg

N 22	JAMES MADISON	W	71-57
N 24	*GEORGIA TECH	W	86-52
N 29	vs. #8 Auburn (11)	W	84-71
N 30	vs. Mercer (11)	W	93-52
D 3	#13 OLD DOMINION	W	86-71
D 6	WISCONSIN (9)	W	82-59
D 7	NORTHEASTERN (9)	W	61-42
D 10	Virginia Tech @	W	87-58
D 21	SOUTH CAROLINA	W	85-58
D 28	vs. Rhode Island (12)	W	80-57
D 29	at Syracuse (12)	W	84-61
J 4	CHARLOTTE	W	88-65
J 7	*#18 NC STATE	W	65-64
J 11	*at Clemson	W (ot)	96-89
J 13	#13 RUTGERS	W	75-63
J 18	*#20 DUKE	W	90-76
J 21	*at Wake Forest	W	75-42
J 25	*at #5 North Carolina	W	84-79
J 28	*MARYLAND	W	73-47
F 1	*at #18 Duke	W	81-67
F 5	*#15 NORTH CAROLINA	L	60-58
F 8	*at Maryland	W	80-75
F 12	*WAKE FOREST	W	66-59
F 15	*at Georgia Tech	W	82-64
F 19	*at NC State	W	70-62
F 22	*CLEMSON	W	90-79
M 1	vs. Georgia Tech %	W	90-64
M 2	vs. Maryland %	L	93-68
M 15	#17 JAMES MADISON \$	L	71-62

(9) Investors' Classic (Charlottesville, Va.)  
 (11) Sunshine Classic (Orlando, Fla.)  
 (12) Carrier Classic (Syracuse, N.Y.)  
 @ Roanoke, Va.  
 % ACC Tournament (Fayetteville, N.C.)  
 \$ NCAA Tournament



# YEAR-BY-YEAR RESULTS



## 1986-87 26-5, 12-2 ACC (1st)

### Head Coach—Debbie Ryan ACC Regular-Season Champions

Home 14-0, Away 9-4, Neutral 3-1  
Stat Leaders: Daphne Hawkins 13.7 ppg; Laurie Carter 5.6 rpg

N 29	DUQUESNE	W	99-36
D 2	at #18 Old Dominion	W	75-59
D 5	MICHIGAN (9)	W	74-39
D 6	ST JOHN'S (9)	W	78-42
D 9	VIRGINIA TECH	W	73-43
D 11	at #15 James Madison	W	59-52
D 20	#2 LOUISIANA TECH	W	77-66
D 29	vs. #18 Illinois (13)	W	97-71
D 30	at Stanford (13)	W	69-66
J 1	at Univ. of Pacific	W	101-79
J 5	*#15 NC STATE	W	75-57
J 7	*WAKE FOREST	W	105-58
J 10	*NORTH CAROLINA	W	81-66
J 13	at #5 Rutgers	L	81-58
J 17	*at Georgia Tech	W	76-66
J 21	*at North Carolina	W	77-63
J 24	*DUKE	W	71-43
J 28	*at Maryland	W	63-61
J 31	*at Clemson	W	83-77
F 2	*at Wake Forest	W	70-61
F 7	*at #13 NC State	L	70-69
F 11	*GEORGIA TECH	W	78-56
F 14	*CLEMSON	W	82-66
F 16	DEPAUL	W	82-49
F 19	*MARYLAND	W	71-61
F 21	*at Duke	L	77-76
F 28	vs. Wake Forest %	W	70-56
M 1	vs. Maryland %	W	76-59
M 2	vs. #16 NC State %	L	57-56
M 15	MEMPHIS STATE \$	W	76-75
M 19	*at #7 Tennessee \$ @	L	66-58

(9) Investors' Classic (Charlottesville, Va.)  
(13) Cardinal Classic (Stanford, Calif.)  
% ACC Tournament (Fayetteville, N.C.)  
\$ NCAA Tournament  
@ NCAA Midwest Regional (Knoxville, Tenn.)

## 1987-88 27-5, 12-2 ACC (1st)

### Head Coach—Debbie Ryan ACC Regular-Season Champions

Home 14-0, Away 9-2, Neutral 4-3  
Stat Leaders: Daphne Hawkins 18.5 ppg; Dawn Bryant 8.6 rpg

N 28	AMERICAN	W	91-62
D 1	#20 OLD DOMINION	W	57-55
D 4	ALABAMA (9)	W	81-58
D 5	SYRACUSE (9)	W	87-50
D 8	at Virginia Tech	W	74-57
D 11	at Penn State	W	59-54
D 28	at Miami (Fla.) (14)	W	78-69
D 29	vs. #5 Iowa (14)	L	75-59
D 30	vs. #8 Rutgers (14)	W	80-73
J 4	NOTRE DAME	W	79-59
J 6	*WAKE FOREST	W	70-61
J 9	at DePaul	W	75-63
J 12	*#14 MARYLAND	W	84-66
J 16	*NC STATE	W	87-59
J 20	*GEORGIA TECH	W	90-69
J 23	*at #13 Duke	W	72-49
J 27	#20 JAMES MADISON	W	81-69
J 30	*at North Carolina	W	81-73
F 3	*at #12 Maryland	L	83-79
F 6	*CLEMSON	W	67-64
F 10	*at #16 Wake Forest	W	81-67
F 13	*at NC State	W	88-68
F 17	*NORTH CAROLINA	W	64-57
F 20	*at Clemson	L	85-77
F 25	*at Georgia Tech	W	91-68
F 27	*DUKE	W	79-67
M 5	vs. NC State %	W	82-64
M 6	vs. Clemson %	W	66-57
M 7	vs. #10 Maryland %	L	76-70
M 19	ST. JOHN'S \$	W	85-64
M 24	#8 Rutgers \$ @	W	89-75
M 26	#1 Tennessee \$ @	L	84-76

(9) Investors' Classic (Charlottesville, Va.)  
(14) Burger King/Orange Bowl Classic (Miami, Fla.)  
% ACC Tournament (Fayetteville, N.C.)  
\$ NCAA Tournament  
@ NCAA East Regional (Norfolk, Va.)

## 1988-89 21-10, 8-6 ACC (4th)

### Head Coach—Debbie Ryan

Home 13-3, Away 6-5, Neutral 2-2  
Stat Leaders: Dawn Staley 18.5 ppg; Dawn Bryant 7.7 rpg

N 26	ST. PETER'S	W	75-53
N 29	VIRGINIA TECH	W	75-73
D 2	ARIZONA (9)	W	87-58
D 3	GEORGETOWN (9)	W	107-44
D 6	at Old Dominion	L	87-68
D 10	at #3 Louisiana Tech	L	88-66
D 20	at Richmond	W	65-63
D 28	vs. Fordham (15)	W	98-86
D 29	at Villanova (15)	W	69-50
J 2	BUCKNELL	W	81-48
J 5	PENN STATE	W	85-76
J 7	*#20 DUKE	W	78-66
J 8	LIBERTY	W	102-61
J 11	*at #20 Clemson	W	64-63
J 14	*#19 NC STATE	L	103-86
J 18	*NORTH CAROLINA	W	92-64
J 21	*at Georgia Tech	L	105-80
J 24	*at #7 Maryland	L	86-73
J 28	*WAKE FOREST	W	80-74
F 1	*at North Carolina	W	87-79
F 4	*GEORGIA TECH	W	91-74
F 8	*at Wake Forest	W	94-76
F 11	*at Duke	W	99-81
F 15	*MARYLAND	L (ot)	104-99
F 18	*CLEMSON	L	93-84
F 21	VCU	W	77-61
F 25	*at #15 NC State	L	78-56
M 4	Wake Forest %	W (ot)	68-67
M 5	#5 Maryland %	L	89-66
M 19	WEST VIRGINIA \$	W	81-68
M 23	vs. #1 Tennessee \$ @	L	80-47

(9) Investors' Classic (Charlottesville, Va.)  
(15) Wildcat Classic (Villanova, Pa.)  
% ACC Tournament (Fayetteville, N.C.)  
\$ NCAA Tournament  
@ NCAA East Regional (Bowling Green, Ky.)

## 1989-90 29-6, 11-3 ACC (2nd)

### Head Coach—Debbie Ryan ACC Tournament Champions Final Four

Stat Leaders: Dawn Staley 17.9 ppg; Heather Burge/Staley 6.7 rpg

N 24	vs. Southern Illinois (16)	W	81-60
N 25	vs. #22 Vanderbilt (16)	W	76-74
N 26	at Hawaii (16)	L	88-78
D 1	HOLY CROSS (9)	W	72-71
D 2	#9 UNLV (9)	W	74-73
D 6	#18 OLD DOMINION	W	86-70
D 9	at James Madison	W	67-55
D 19	AUGUSTA	W	76-38
D 20	RICHMOND	W	76-62
D 28	vs. #13 Auburn (17)	W	61-59
D 29	at Rutgers (17)	W (ot)	72-71
J 3	at Virginia Tech	W	79-77
J 6	at Penn State	L	90-77
J 10	*#14 MARYLAND	W	82-79
J 11	MORGAN STATE	W	96-52
J 14	*at #12 NC State	W	70-66
J 16	*at Duke	L	84-74
J 20	*GEORGIA TECH	W	97-77
J 22	*at North Carolina	W	81-63
J 27	*WAKE FOREST	W	58-55
J 31	*CLEMSON	W	67-64
F 3	*at Georgia Tech	W	94-65
F 7	*at Wake Forest	W	62-61
F 10	*DUKE	W	86-62
F 15	*NORTH CAROLINA	W	95-46
F 17	*at Clemson	W	71-63
F 21	*at Maryland	L	63-60
F 24	*#9 NC STATE	L	77-64
M 3	vs. Georgia Tech %	W	73-65
M 4	vs. Clemson %	W	84-66
M 5	vs. #9 NC State %	W (ot)	67-64
M 17	PENN STATE \$	W	85-64
M 22	vs. #18 Providence \$ @	W	77-71
M 24	vs. #4 Tennessee \$ @	W (ot)	79-75
M 30	vs. #2 Stanford \$ FF	L	75-66

(9) Investors' Classic (Charlottesville, Va.)  
(16) Wahine Classic (Honolulu, Hawaii)  
(17) Bell Atlantic Tournament (New Brunswick, N.J.)  
% ACC Tournament (Fayetteville, N.C.)  
\$ NCAA Tournament  
@ NCAA East Regional (Norfolk, Va.)  
FF Final Four (Knoxville, Tenn.)



# YEAR-BY-YEAR RESULTS

## 1990-91 31-3, 14-0 ACC (1st)

Head Coach—Debbie Ryan  
ACC Regular-Season Champions  
National Championship Game

Home 14-1, Away 10-0, Neutral 7-2

Stat Leaders: Tonya Cardoza 15.5 ppg; Cardoza/Staley 6.1 rpg

N 24	at St. Peter's	W	91-59
N 28	VIRGINIA TECH	W	93-44
D 1	at #12 Texas	W	80-74
D 4	at Old Dominion	W	90-59
D 7	LAFAYETTE (CC)	W	103-41
D 8	FLORIDA STATE (CC)	W	92-77
D 19	ST. FRANCIS	W	102-45
D 20	MORGAN STATE	W	96-37
D 28	vs. Florida International (18)	W	78-46
D 29	vs. Michigan State (18)	W	91-74
D 30	vs. Kansas (18)	W	97-51
J 3	#4 PENN STATE	L	73-71
J 5	*at Duke	W	92-56
J 9	*at #12 Clemson	W	81-75
J 12	*at #3 NC State	W (3ot)	123-120
J 16	*MARYLAND	W	76-59
J 19	*at Georgia Tech	W	98-72
J 24	*at Wake Forest	W	87-70
J 26	ST. JOHN'S	W	90-51
J 29	*at North Carolina	W	92-67
F 2	*GEORGIA TECH	W	98-94
F 6	*NORTH CAROLINA	W	97-60
F 9	*DUKE	W	86-61
F 14	*WAKE FOREST	W	98-66
F 16	*#23 CLEMSON	W	89-62
F 20	*at Maryland	W	111-74
F 23	*#7 NC STATE	W	95-78
M 2	vs. North Carolina %	W	90-69
M 3	vs. Clemson %	L	65-62
M 17	#14 S. F. AUSTIN \$	W	74-72
M 21	vs. #25 Oklahoma St. \$ @	W	76-61
M 23	vs. #24 Lamar \$ @	W	85-70
M 30	vs. #13 UConn \$ FF	W	61-55
M 31	vs. #4 Tennessee \$ FF	L (ot)	70-67

(18) Pepsi-Church's Holiday Classic (Miami, Fla.)  
 CC Cavalier Classic (Charlottesville, Va.)  
 % ACC Tournament (Fayetteville, N.C.)  
 \$ NCAA Tournament  
 @ NCAA Midwest Regional (Austin, Texas)  
 FF Final Four (New Orleans, La.)

## 1991-92 32-2, 15-1 ACC (1st)

Head Coach—Debbie Ryan  
ACC Regular-Season Champions  
ACC Tournament Champions  
Final Four

Home 16-1, Away 12-0, Neutral 4-1

Stat Leaders: Heather Burge 17.2 ppg, 8.4 rpg

N 22	FAIRFIELD (CC)	W	110-64
N 23	WEST VIRGINIA (CC)	W	92-63
N 26	CANISIUS	W	92-36
N 30	at Temple	W	81-52
D 4	at Richmond	W	88-61
D 7	#13 TEXAS	W	77-47
D 19	VCU	W	101-55
D 28	at UCLA (19)	W	77-55
D 29	vs. USC (19)	W	71-52
J 3	*at Florida State	W	87-60
J 5	*at #17 Auburn	W	77-70
J 8	*at North Carolina	W	83-68
J 11	*#12 NC STATE	W	101-70
J 15	*#3 MARYLAND	L	67-65
J 18	*#17 CLEMSON	W	85-52
J 22	*at Wake Forest	W	78-44
J 25	*GEORGIA TECH	W	79-74
J 27	*FLORIDA STATE	W	81-43
F 1	*at Duke	W	81-54
F 5	*WAKE FOREST	W	78-55
F 8	*at Georgia Tech	W	86-62
F 11	*at #1 Maryland	W	75-74
F 15	*DUKE	W	93-48
F 17	UConn	W	64-43
F 22	*at #19 Clemson	W	85-81
F 26	*NORTH CAROLINA	W	65-52
F 29	*at NC State	W	76-74
M 7	vs. Duke %	W	81-55
M 8	vs. North Carolina %	W	74-55
M 9	vs. Georgia Tech %	W	70-69
M 22	#16 GEORGE WASHINGTON \$	W	97-58
M 26	#14 WEST VIRGINIA \$ @	W	103-83
M 28	#13 VANDERBILT \$ @	W	70-58
A 4	vs. #3 Stanford \$ FF	L	66-65

(19) LA Gear Classic (Los Angeles, Calif.)  
 % ACC Tournament (Rock Hill, S.C.)  
 \$ NCAA Tournament  
 @ NCAA East Regional (Charlottesville, Va.)  
 FF Final Four (Los Angeles, Calif.)

## 1992-93 26-6, 13-3 ACC (1st)

Head Coach—Debbie Ryan  
ACC Regular-Season Champions  
ACC Tournament Champions

Home 15-0, Away 6-4, Neutral 5-2

Stat Leaders: Heather Burge 19.1 ppg, 7.7 rpg

D 1	TEMPLE	W	74-30
D 4	WILLIAM & MARY (CC)	W	82-40
D 5	ST. JOSEPH'S (Pa.) (CC)	W	64-53
D 8	at Virginia Tech	W	93-59
D 10	MORGAN STATE	W	110-49
D 12	VCU	W	94-53
D 21	RICHMOND	W	93-66
D 29	vs. Charlotte (20)	W	77-74
D 30	vs. #2 Vanderbilt (20)	L	66-62
J 2	at #13 Ohio State	L	91-84
J 6	*at Florida State	W	78-66
J 9	*DUKE	W	76-57
J 13	*at Clemson	L	61-60
J 17	*NC STATE	W	79-73
J 20	*at #5 Maryland	L	70-66
J 23	*at #24 Georgia Tech	W	107-81
J 27	*at Wake Forest	W	82-78
J 30	*FLORIDA STATE	W	76-68
F 3	*at #16 North Carolina	L	72-65
F 5	*GEORGIA TECH	W	88-53
F 9	*#12 NORTH CAROLINA	W	73-67
F 13	*at Duke	W	97-61
F 17	*WAKE FOREST	W	87-67
F 20	*#20 CLEMSON	W	87-70
F 23	*#12 MARYLAND	W	87-73
F 27	*at NC State	W	76-75
M 6	vs. Wake Forest %	W	74-46
M 7	vs. Clemson %	W (ot)	79-71
M 8	vs. #12 Maryland %	W (3ot)	106-103
M 21	FLORIDA \$	W	69-55
M 25	vs. #21 Georgetown \$ @	W	77-57
M 27	vs. #3 Ohio State \$ @	L	75-73

(20) Takit to Court Super Shootout (Hilton Head, S.C.)  
 % ACC Tournament (Rock Hill, S.C.)  
 \$ NCAA Tournament  
 @ NCAA East Regional (Richmond, Va.)

## 1993-94 27-5, 15-1 ACC (1st)

Head Coach—Debbie Ryan  
ACC Regular-Season Champions

Home 15-0, Away 6-4, Neutral 5-2

Stat Leaders: Heather Burge 19.1 ppg, 7.7 rpg

N 27	PENN	W	92-66
N 28	ROBERT MORRIS	W	86-59
D 3	MARSHALL (21)	W	105-73
D 4	TOLEDO (21)	W	95-64
D 8	VIRGINIA TECH	W	78-66
D 11	at #15 UConn	L	74-63
D 21	*FLORIDA STATE	W	86-56
D 29	CREIGHTON	W	63-60
D 30	at Saint Joseph's	L	71-56
J 3	*CLEMSON	W	69-65
J 8	OHIO STATE	W	68-65
J 12	*at North Carolina	W	77-75
J 15	*at N.C. State	W	70-44
J 18	*MARYLAND	W	68-56
J 22	*GEORGIA TECH	W	88-75
J 25	*at Duke	W	87-66
J 29	*WAKE FOREST	W	80-55
J 31	at Va. Commonwealth	W	76-46
F 4	*at Florida State	W	59-50
F 6	*at Georgia Tech	W	82-54
F 9	*NORTH CAROLINA	W	83-74
F 12	*DUKE	W	73-60
F 15	*at Wake Forest	W	62-54
F 19	*at Clemson	L	70-61
	*at Maryland	W	86-83
F 27	*NC STATE	W	81-58
M 5	*vs. Wake Forest %	W	73-54
M 6	*vs. Maryland %	W	63-45
M 7	*vs. North Carolina %	L	77-60
M 16	LOYOLA \$	W	72-47
M 19	Southwest Missouri State \$	W	67-63
M 24	vs. USC @	L	85-66

(21) Takit to Court Super Shootout (Hilton Head, S.C.)  
 % ACC Tournament (Rock Hill, S.C.)  
 \$ NCAA Tournament  
 @ NCAA East Regional (Fayetteville, Ark.)

# YEAR-BY-YEAR RESULTS



## 1994-95 27-5, 16-0 ACC (1st)

### Head Coach—Debbie Ryan ACC Regular-Season Champions

Home 14-0, Away 9-2, Neutral 4-3  
Stat Leaders: Wendy Palmer 17.6 ppg, 10.5 rpg

N 25	vs. #16 Kansas [16]	L	86-84
N 26	vs. Arizona [16]	W	60-56
N 27	vs. Tennessee Tech [16]	W	75-54
D 3	RIDER	W	115-60
D 4	AMERICAN	W	89-38
D 9	vs. #1 Tennessee [21]	L	84-73
D 10	at Richmond [21]	W	78-50
D 20	RADFORD	W	88-48
D 29	FORDHAM	W	105-55
J 1	*at Clemson	W	76-67
J 5	*WAKE FOREST	W	96-39
J 7	*at NC State	W	81-73
J 10	*DUKE	W	78-62
J 13	at Virginia Tech	L	69-62
J 17	*at Florida State	W	76-60
J 21	*GEORGIA TECH	W	73-53
J 25	*at Maryland	W	82-48
J 28	*CLEMSON	W	78-55
J 31	*#5 NORTH CAROLINA	W	80-64
F 3	*at Wake Forest	W	88-58
F 5	*at #5 North Carolina	W	88-78
F 9	*NC STATE	W	80-68
F 12	*at Duke	W	67-61
F 18	*FLORIDA STATE	W	79-45
F 20	*at Georgia Tech	W	61-53
F 26	*MARYLAND	W	56-41
M 3	vs. Maryland %	W	68-46
M 4	vs. #22 Duke %	L (ot)	83-82
M 16	DARTMOUTH \$	W	71-68
M 18	*#17 FLORIDA \$	W	72-67
M 23	vs. #8 Louisiana Tech \$ @	W	63-62
M 25	*#1 UConn \$ @	L	67-63

[16] Wahine Classic (Honolulu, Hawaii)  
[21] Central Fidelity Classic (Richmond, Va.)  
% ACC Tournament (Rock Hill, S.C.)  
\$ NCAA Tournament  
@ NCAA East Regional (Storrs, Conn.)

## 1995-96 26-7, 13-3 ACC (1st)

### Head Coach—Debbie Ryan ACC Regular-Season Champions

Home 15-3, Away 9-3, Neutral 2-1  
Stat Leaders: Tora Suber 17.6 ppg; Wendy Palmer 11.2 rpg

N 19	at #6 Tennessee [22]	L	78-51
N 25	PITTSBURGH	W	103-56
N 29	CLEVELAND ST.	W	120-53
D 2	#6 GEORGIA	W	94-65
D 6	VIRGINIA TECH	W	80-38
D 9	at #4 Vanderbilt	L	72-65
D 19	NORTHEASTERN	W	81-20
D 20	COPPIN ST.	W	87-42
D 29	at UCLA (23)	W	77-55
D 30	USC (23)	W	78-68
J 2	*CLEMSON	L	63-59
J 4	*at Wake Forest	W	80-70
J 8	*at #6 Duke	W	61-60
J 12	*#13 NC STATE	W	77-69
J 13	at Rider	W	79-44
J 16	*FLORIDA STATE	W	91-58
J 20	*at Georgia Tech	W	79-58
J 24	*MARYLAND	W	75-46
J 28	*at #18 Clemson	L	57-45
J 31	*NORTH CAROLINA	W	87-71
F 7	*at #15 NC State	W	72-60
F 10	*#14 DUKE	L	72-69
F 12	*at North Carolina	W	83-70
F 16	*at Florida State	W	81-40
F 19	*WAKE FOREST	W	77-55
F 20	*GEORGIA TECH	W	80-62
F 24	*at Maryland	W	77-53
M 1	vs. Florida State %	W	83-50
M 2	vs. #22 Clemson %	L	75-67
M 15	MANHATTAN \$	W	100-55
M 17	GEO. WASHINGTON \$	W	62-43
M 23	#6 OLD DOMINION \$ @	W	72-60
M 25	#4 TENNESSEE \$ @	L	52-46

[22] State Farm Hall of Fame Classic (Knoxville, Tenn.)  
[23] ACC/Pac 10 Challenge (Los Angeles, Calif.)  
% ACC Tournament (Rock Hill, S.C.)  
\$ NCAA Tournament  
@ NCAA East Regional (Charlottesville, Va.)

## 1996-97 23-8, 12-4 ACC (2nd)

### Head Coach—Debbie Ryan

Home 12-2, Away 9-4, Neutral 1-2  
Stat Leaders: Tora Suber 14.9 ppg; DeMya Walker 7.5 rpg

N 22	at Pittsburgh	W	64-55
N 24	at American	L	69-67
N 26	ST. FRANCIS (Pa.)	W	71-33
D 1	#7 VANDERBILT	W	65-49
D 4	at #5 Georgia	L	77-56
D 7	*WAKE FOREST	W	73-57
D 19	RIDER	W	96-41
D 20	NORTH CAROLINA A&T	W	82-36
D 29	vs. Alabama State [24]	W	106-21
D 30	at FIU [24]	W	85-64
J 4	*#21 CLEMSON	L	58-44
J 6	*#14 DUKE	W	62-55
J 9	*MARYLAND	W	60-42
J 11	*at #11 NC State	W	64-62
J 16	*GEORGIA TECH	W	74-53
J 19	*at Florida State	W	67-57
J 22	*at Wake Forest	W	74-43
J 27	*#6 NORTH CAROLINA	L	75-71
J 29	*at #17 Clemson	W	75-65
F 3	*at Maryland	W	73-49
F 6	at Virginia Tech	W	90-41
F 9	*NC STATE	W	91-66
F 13	*at Georgia Tech	L	72-60
F 16	*FLORIDA STATE	W	73-44
F 19	*at #22 Duke	W	86-56
F 23	*at #4 North Carolina	L	70-65
F 28	vs. Georgia Tech %	W	77-63
M 1	vs. #22 Clemson %	L (ot)	77-75
M 14	Troy \$	W	96-74
M 16	UTAH \$	W	65-46
M 22	vs. #3 Stanford \$ @	L	91-69

[24] Florida International Holiday Classic (Miami, Fla.)  
% ACC Tournament (Charlotte, N.C.)  
\$ NCAA Tournament  
@ NCAA West Regional (Missoula, Mont.)

## 1997-98 19-10, 9-7 ACC (5th)

### Head Coach—Debbie Ryan

Home 10-3, Away 8-5, Neutral 1-2  
Stat Leaders: DeMya Walker 16.3 ppg, 8.4 rpg

N 16	WILLIAM & MARY	W	71-57
N 21	KENT	W	67-54
N 23	WEST VIRGINIA	W	59-58
N 25	VIRGINIA TECH	W	64-49
N 29	at VCU	W	61-54
D 3	at St. Francis (Pa.)	W	79-60
D 6	*at Georgia Tech	L	84-65
D 8	MT. ST. MARY'S	W	63-37
D 28	at Cal	W	81-66
D 30	at Santa Clara	W	62-60
J 2	*FLORIDA STATE	W	75-62
J 5	*at Clemson	L	74-67
J 8	*MARYLAND	W	86-60
J 11	*#17 NC STATE	L	67-59
J 15	*at #7 North Carolina	W (3ot)	105-100
J 18	*WAKE FOREST	W	65-55
J 23	*at #24 Duke	L	93-66
J 27	#3 Old Dominion +	L	80-51
J 30	*GEORGIA TECH	W	93-57
F 1	*at Florida State	W (ot)	83-76
F 5	*#22 CLEMSON	W	72-55
F 9	*at Maryland	W	47-45
F 12	*at #11 NC State	L	70-63
F 15	*#5 NORTH CAROLINA	L (2ot)	84-85
F 18	*at Wake Forest	W	60-51
F 22	*#11 DUKE	L (ot)	85-78
F 27	vs. #10 North Carolina %	L	76-56
M 13	vs. SMU \$	W	77-68
M 15	at #9 Arizona \$	L	94-77

+ Richmond, Va.  
% ACC Tournament (Charlotte, N.C.)  
\$ NCAA Tournament (Tucson, Ariz.)

## 1998-99 20-9, 12-4 ACC (2nd)

### Head Coach—Debbie Ryan

Home 12-3, Away 7-4, Neutral 1-2  
Stat Leaders: DeMya Walker 15.0 ppg, 8.5 rpg

N 15	at West Virginia	W	85-72
N 22	at Arkansas State	L	86-77
N 24	VCU	W	99-57
N 28	Cal	W	70-55
N 30	at Virginia Tech	L	81-65
D 4	*WAKE FOREST	W	65-45
D 11	TOWSON	W	102-44
D 21	RADFORD	W	96-56
D 28	BROWN (CC)	W	111-49
D 29	AUBURN (CC)	L	79-61
J 2	*at #10 Clemson	W (ot)	67-66
J 4	*at #13 Duke	L	84-68
J 8	*MARYLAND	W	69-63
J 11	*at NC State	W	60-46
J 14	*GEORGIA TECH	W	82-62
J 18	*at #7 North Carolina	L	79-68
J 22	*at Florida State	W	80-71
J 24	BAYLOR	W	80-51
J 28	*at Wake Forest	W	81-50
J 31	*#15 CLEMSON	W	75-55
F 4	*#9 DUKE	L	66-56
F 8	*at Maryland	W	69-55
F 10	*NC STATE	W	67-53
F 14	*#14 NORTH CAROLINA	L (ot)	82-80
F 18	*at Georgia Tech	W	86-73
F 21	*FLORIDA STATE	W	73-55
F 27	vs. Wake Forest %	W	71-67
F 28	vs. #13 North Carolina %	L	83-70
M 12	vs. #18 Penn State \$	L	82-69

CC Nationwide Cavalier Classic (Charlottesville, Va.)  
% ACC Tournament (Charlotte, N.C.)  
\$ NCAA Tournament (Ruston, La.)

## 1999-00 25-9, 13-3 ACC (1st)

### Head Coach—Debbie Ryan ACC Regular-Season Champions

Home 16-1, Away 6-5, Neutral 3-3  
Stat Leaders: Schuyie LaRue, 14.4 ppg, 8.0 rpg

N 21	ST. JOSEPH'S	L	73-61
N 26	vs. Grambling [16]	W	100-79
N 27	vs. Texas [16]	L	78-73
N 28	vs. Washington [16]	W	85-64
D 2	at William & Mary	W	71-42
D 5	*at #22 Duke	L	83-62
D 7	LOYOLA	W	77-63
D 10	at #21 Old Dominion	L	86-65
D 20	VIRGINIA TECH	W	67-62
D 27	SIENA	W	83-43
D 29	BUTLER (CC)	W	88-54
D 30	SYRACUSE (CC)	W	70-59
J 3	*GEORGIA TECH	W	83-70
J 6	*#9 NORTH CAROLINA	W	87-68
J 9	*at Florida State	W	76-73
J 15	*MARYLAND	W	76-68
J 17	*at #3 NC State	W	80-73
J 20	*CLEMSON	W (2ot)	77-74
J 24	at Kent	L	85-74
J 27	*at Wake Forest	W	58-47
J 30	*#9 DUKE	W	61-49
F 3	*at Georgia Tech	W	66-65
F 7	*at North Carolina	L (ot)	66-63
F 10	*FLORIDA STATE	W	74-59
F 13	ARKANSAS STATE	W	57-55
F 17	*at Clemson	W	72-63
F 20	*#7 NC STATE	W	60-51
F 24	*at Maryland	L	76-71
F 27	*WAKE FOREST	W	77-71
M 3	vs. Wake Forest %	W	72-47
M 5	vs. North Carolina %	L	67-63
M 17	PEPPERDINE \$	W	74-62
M 19	#17 BOSTON COLLEGE \$	W	74-70
M 25	vs. #2 Tennessee \$ @	L	77-56

[16] Wahine Classic (Honolulu, Hawaii)  
CC Nationwide Cavalier Classic (Charlottesville, Va.)  
% ACC Tournament (Greensboro, N.C.)  
\$ NCAA Tournament  
@ NCAA Mid-east Regional (Memphis, Tenn.)



# YEAR-BY-YEAR RESULTS

## 2000-01 18-14, 8-8 ACC (5th)

### Head Coach—Debbie Ryan

Home 12-3, Away 6-7, Neutral 0-4  
Stat Leaders: Schuye LaRue, 18.1 ppg, 11.8 rpg

N 10	MT. ST. MARY'S #	W	100-61
N 12	GEO. WASHINGTON #	W	72-66
N 19	#8 Louisiana Tech !	L	72-59
N 20	Texas !	L (2ot)	56-55
N 25	at Loyola	W	67-46
N 27	ST. FRANCIS	W	116-63
N 30	at Virginia Tech	L	57-56
D 3	OLD DOMINION	W	78-67
D 6	at Saint Joseph's	W	62-58
D 9	*at Wake Forest	W	77-61
D 20	LIBERTY	W	73-46
D 28	at UC-Santa Barbara	L	78-66
D 29	at Cal State-Northridge	W	75-69
J 2	*#16 NC STATE	W	77-64
J 5	*MARYLAND	W	82-41
J 7	*at Georgia Tech	L	70-65
J 11	*at North Carolina	W	78-76
J 15	*#16 CLEMSON	L	87-71
J 18	RICHMOND	W	83-76
J 22	*#5 DUKE	L	71-68
J 24	*at Florida State	L	58-60
J 28	*WAKE FOREST	W (2ot)	76-73
F 1	*at NC State	L	71-56
F 5	*at Maryland	W	69-56
F 8	*GEORGIA TECH	L	87-70
F 11	*NORTH CAROLINA	W	76-73
F 15	*at Clemson	L	78-71
F 19	HAMPTON	W	75-72
F 22	*at #17 Duke	L	76-53
F 25	*FLORIDA STATE	W	77-65
M 3	vs. Florida State %	L	83-77
M 17	vs. Michigan \$	L (ot)	81-71

# Preseason WNIT (Charlottesville, Va.)  
! Preseason WNIT (West Lafayette, Ind.)  
% ACC Tournament (Greensboro, N.C.)  
\$ NCAA Tournament (Notre Dame, Ind.)

## 2001-02 17-13, 9-7 ACC (T3rd)

### Head Coach—Debbie Ryan

Home 10-4, Away 5-7, Neutral 2-2  
Stat Leaders: Telisha Quarles 15.7 ppg; Brandi Teamer 8.9 rpg

N 16	at Hampton	W	51-48
N 19	at Richmond	L	77-72
N 20	LIBERTY	W	69-52
N 24	at Rutgers	L	53-48
N 26	HOWARD	W	76-51
N 29	VIRGINIA TECH	W	60-58
D 2	UC-SANTA BARBARA	W	72-71
D 6	*#11 DUKE	L	107-73
D 18	OHIO STATE	L (ot)	88-79
D 20	FLA INTERNATIONAL	W	78-65
D 28	vs. Long Island (25)	W	73-40
D 29	at #25 Tulane (25)	L	74-63
J 2	*at NC State	W	68-52
J 7	*CLEMSON	L	79-68
J 10	*at Georgia Tech	L	92-61
J 13	*WAKE FOREST	W	65-51
J 17	*at Maryland	W	52-44
J 20	*at #6 Duke	L	86-69
J 23	*FLORIDA STATE	W	66-62
J 27	*at #21 North Carolina	L	79-64
F 3	*NC STATE	W	61-57
F 7	*at Clemson	L	73-65
F 11	*GEORGIA TECH	W	85-79
F 14	*at Wake Forest	W (ot)	61-55
F 17	*MARYLAND	W	76-59
F 21	*#19 NORTH CAROLINA	L	78-68
F 24	*at Florida State	W	57-54
M 2	vs. Georgia Tech %	W	60-58
M 3	vs. #4 Duke %	L	71-67
M 16	vs. Iowa \$	L	69-62

(25) Tulane DoubleTree Classic (New Orleans, La.)  
% ACC Tournament (Greensboro, N.C.)  
\$ NCAA Tournament (Storrs, Conn.)

## 2002-03 17-14, 9-7 ACC (3rd)

### Head Coach—Debbie Ryan

Home 11-2, Away 3-11, Neutral 3-1  
Stat Leaders: Cherrise Graham 14.8 ppg; Brandi Teamer 6.9 rpg

N 22	at #22 Old Dominion	W	63-55
N 24	ST. JOSEPH'S	W	66-37
N 26	at Liberty	L (ot)	77-69
N 30	LONG ISLAND	W	57-46
D 3	at Virginia Tech	L	72-56
D 6	RUTGERS	W	68-64
D 16	FURMAN	L	58-56
D 18	at Ohio State	L	73-60
D 28	vs. #25 Michigan (26)	W	78-64
D 29	at Florida (26)	L	81-68
J 2	*at Clemson	L	63-62
J 5	*at Wake Forest	L	77-66
J 9	*#1 DUKE	L	60-59
J 12	*at NC State	L	50-49
J 16	*GEORGIA TECH	W	74-63
J 19	*MARYLAND	W	69-58
J 23	*at Florida State	L	55-46
J 26	GEORGETOWN	W	69-57
J 30	*at #7 North Carolina	L	74-54
F 3	*CLEMSON	W	69-54
F 6	*WAKE FOREST	W	64-44
F 10	*at #2 Duke	L	75-48
F 13	*NC STATE	W	58-54
F 16	*at Georgia Tech	W	56-54
F 20	*at Maryland	W	71-67
F 23	*FLORIDA STATE	W	63-54
M 2	*#8 NORTH CAROLINA	W	69-59
M 8	vs. NC State %	W	66-56
M 9	vs. #11 North Carolina %	L	88-78
M 22	vs. Illinois \$	W	72-56
M 24	at #4 Tennessee \$	L	81-51

(26) Florida's State Farm Classic (Gainesville, Fla.)  
% ACC Tournament (Greensboro, N.C.)  
\$ NCAA Tournament (Knoxville, Tenn.)

## 2003-04 13-16, 6-10 ACC (7th)

### Head Coach—Debbie Ryan

Home 7-7, Away 5-6, Neutral 1-3  
Stat Leaders: Brandi Teamer 11.5 ppg, 5.6 rpg

N 21	UNCG	W	71-44
N 23	VIRGINIA TECH	L	63-62
N 28	vs. #21/18 Arizona (16)	W	70-65
N 29	vs. #2 Texas (16)	L	74-54
N 30	vs. Hartford (16)	L	74-63
D 5	at Long Island	W	76-59
D 18	at Saint Joseph's	L	74-67
D 20	WAGNER	W	87-53
D 28	TEMPLE (CC)	W	72-71
D 29	*#7/6 MINNESOTA (CC)	L	73-53
J 2	*CLEMSON	L	58-55
J 4	*at Maryland	L	69-55
J 7	RADFORD	W	70-35
J 12	*GEORGIA TECH	W	60-59
J 15	*at NC State	W	66-62
J 18	*#1/2 DUKE	L	63-52
J 23	*at Florida State	W (ot)	82-80
J 25	*at Clemson	L	60-56
J 29	*#10/11 NO. CAROLINA	L	75-70
F 1	*at Wake Forest	W	62-61
F 5	*MARYLAND	W	64-51
F 8	at Georgetown	W	52-45
F 12	*at Georgia Tech	L	65-56
F 15	*NC STATE	L	72-67
F 19	*at #4 Duke	L	87-54
F 22	*FLORIDA STATE	L	73-71
F 26	*WAKE FOREST	W	75-61
F 29	*at #11 North Carolina	L	70-64
M 6	vs. #10 North Carolina %	L	64-45

(16) Rainbow Wahine Classic (Honolulu, Hawaii)  
% ACC Tournament (Greensboro, N.C.)

## 2004-05 21-11, 8-6 ACC (5th)

### Head Coach—Debbie Ryan

Home 12-4, Away 6-4, Neutral 3-3  
Stat Leaders: Brandi Teamer 12.7 ppg; Jocelyn Logan-Friend 7.6 rpg

N 11	vs. Arizona State (28)	L	60-50
N 12	vs. Maine (28)	W	72-62
N 19	at Cleveland State	W	65-55
N 23	DELAWARE STATE	W	74-47
N 27	RICHMOND	L	66-57
N 30	LIBERTY	W	67-58
D 4	vs. #24 Houston (29)	L	67-64
D 5	at Northwestern (29)	W	76-55
D 10	OLD DOMINION	W	72-64
D 21	ST. FRANCIS	W	84-50
D 28	ALBANY (CC)	W	59-34
D 29	JAMES MADISON (CC)	W	98-52
J 2	SOUTH CAROLINA	W	66-49
J 6	*at Wake Forest	W (ot)	85-83
J 10	*at Georgia Tech	W	61-38
J 14	*#1 DUKE	L	87-65
J 16	*CLEMSON	W	68-49
J 20	*at #16/18 Maryland	L	63-60
J 23	DARTMOUTH	W	83-70
J 28	*VIRGINIA TECH	W	70-67
J 31	*at #24/19 Florida State	W	77-62
F 3	*at #25 NC State	L	62-56
F 7	*#8/6 NORTH CAROLINA	L	76-56
F 10	*MIAMI	L	66-60
F 13	*at Virginia Tech	W	61-58
F 20	*#20/21 MARYLAND	W	63-61
F 24	*at #8/4 North Carolina	L	89-60
F 27	*WAKE FOREST	W	57-54
M 5	vs. Florida State %	W (ot)	71-67
M 6	vs. #4/3 North Carolina %	L	78-72
M 19	vs. Old Dominion (30)	W	79-57
M 21	at #12 Minnesota (30)	L	73-58

(28) Women's Sports Foundation Classic (Baton Rouge, La.)  
(29) Mildred & Roger L. White Invitational (Evanston, Ill.)  
CC Cavalier Classic (Charlottesville, Va.)  
% ACC Tournament (Greensboro, N.C.)  
(30) NCAA Tournament (Minneapolis, Minn.)

## 2005-06 20-12, 5-9 ACC (9th)

### Head Coach—Debbie Ryan

Home 11-5, Away 7-5, Neutral 2-2  
Stat Leaders: Siedah Williams 11.7 ppg; Tiffany Sardin 6.8 rpg

N 18	at George Washington	W	66-53
N 20	WRIGHT STATE	W	74-56
N 25	vs. Alabama (31)	W	69-48
N 26	vs. #12 Minnesota (31)	L	69-64
D 3	HARVARD	W	54-48
D 7	at Seton Hall	W	59-39
D 18	at Richmond	W	66-45
D 20	MARSHALL	W	67-35
D 28	YALE (CC)	W	92-41
D 29	HOLY CROSS (CC)	W	80-39
J 2	MIDDLE TENNESSEE	W	79-63
J 4	at Marquette	W	64-56
J 8	*at Florida State	L	60-46
J 13	*#25 NC STATE	L	73-63
J 16	*at #18/23 Virginia Tech	W	78-59
J 20	*#6/6 MARYLAND	L (ot)	84-74
J 22	*at Miami	W	77-65
J 26	*at #24 Boston College	L	57-43
J 29	*FLORIDA STATE	L	67-48
F 2	*VIRGINIA TECH	L	65-54
F 5	*at #6/6 Maryland	L	85-71
F 10	*at #2/2 Duke	L	88-65
F 12	*#1/1 NORTH CAROLINA	L	72-60
F 14	LONGWOOD	W	93-42
F 18	*at Wake Forest	W	81-70
F 23	*GEORGIA TECH	W	57-51
F 26	*CLEMSON	W	83-64
M 2	vs. #25 Boston College %	W	57-54
M 3	vs. #1/1 North Carolina %	L	82-56
M 18	ST. JOSEPH'S (WNIT)	W	48-42
M 22	MIAMI (WNIT)	W	83-72
M 24	at Pittsburgh (WNIT)	L	68-58

(31) Paradise Jam (St. Thomas, U.S. Virgin Islands)  
(CC) Cavalier Classic (Charlottesville, Va.)  
% ACC Tournament (Greensboro, N.C.)





# YEAR-BY-YEAR RESULTS

## 2012-13 16-14, 8-10 ACC (6th) Head Coach— Joanne Boyle

Home 10-5, Away 5-7, Neutral 1-2  
Stat Leaders: Aitaira Franklin 14.3 ppg, Telia McCall 7.7 rpg

N 9	JAMES MADISON	W	78-57
N 12	at Penn	W	68-65
N 18	PROVIDENCE	W	61-42
N 23	vs. #17 Vanderbilt [37]	W	73-66
N 24	vs. Syracuse [37]	L	74-73
N 29	at Minnesota [B1G]	W	90-68
D 2	#25 WEST VIRGINIA	L	54-47
D 6	at #9 Maryland*	L	79-55
D 18	COPPIN STATE	W	54-44
D 21	at Alabama	L [2ot]	73-70
D 28	NORFOLK STATE (CC)	W	66-23
D 29	XAVIER (CC)	W	54-45
J 3	VIRGINIA TECH*	W	52-48
J 6	at Miami*	L	58-52
J 10	at Georgia Tech*	W	62-51
J 13	NC STATE*	W	78-59
J 17	at #11 North Carolina*	L	71-60
J 20	MIAMI*	W	62-52
J 24	BOSTON COLLEGE*	W	69-57
J 27	at Wake Forest*	W	69-64
F 3	GEORGIA TECH*	L	65-62
F 8	#5 DUKE*	L	62-41
F 10	at Virginia Tech*	W	50-47
F 14	at Boston College*	L	61-49
F 17	#7 MARYLAND*	L	73-44
F 21	at Clemson*	L	64-62
F 25	WAKE FOREST*	L [ot]	73-68
F 28	at NC State*	L	80-59
M 3	#24 FLORIDA STATE*	W	72-60
M 7	Boston College %	L	66-57

(37) San Juan Shootout (Guaynama, P.R.)  
(CC) Cavalier Classic, presented by Holiday Inn University Area (Charlottesville, Va.)  
% ACC Tournament (Greensboro, N.C.)

## 2013-14 14-17, 6-10 ACC (10th) Head Coach— Joanne Boyle

Home 9-5, Away 4-8, Neutral 1-4  
Stat Leaders: Aitaira Franklin 13.8 ppg, Sarah Imovbioh 8.2 rpg

N 8	at James Madison	L	63-46
N 1	HIGH POINT	W	73-54
N 16	LOUISIANA TECH	W	95-82
N 19	at Liberty	W	61-60
N 24	at West Virginia	L	68-58
N 28	vs. #3 Tennessee [32]	L	76-67
N 29	vs. K-State [32]	L	49-46
D 5	MICHIGAN (B1G)	L	73-53
D 17	UMES	W	81-46
D 20	vs. Tulane [38]	L [ot]	79-72
D 21	at Florida Gulf Coast [38]	W	85-56
D 28	COPPIN STATE (CC)	W	70-45
D 29	PRINCETON (CC)	W	69-57
J 5	PITTSBURGH*	L	79-75
J 9	at Virginia Tech*	W	67-60
J 12	#22 NOTRE DAME*	L	79-72
J 16	at #3 Duke*	L	90-55
J 19	#17 FLORIDA STATE*	W	85-68
J 23	#6 MARYLAND*	W	86-72
J 26	at Syracuse*	L	84-75
J 30	at Wake Forest*	W	64-59
F 2	CLEMSON*	W	80-43
F 6	at Boston College*	L	69-65
F 14	at Georgia Tech*	L	95-76
F 16	VIRGINIA TECH*	W	80-64
F 20	#11 NORTH CAROLINA*	L	80-74
F 23	at #14 NC State*	L	68-66
F 27	MIAMI*	L	83-63
M 2	at Florida State*	L	82-70
M 5	vs Boston College %	W	74-59
M 6	vs Georgia Tech %	L	77-76

(32) Junkanoo Jam (Grand Bahama Island.)  
(38) FGCU Hilton Garden Inn/Homewood Suites Classic (Fort Myers, Fla.)  
(cc) Cavalier Classic, presented by Holiday Inn University Area (Charlottesville, Va.)  
% ACC Tournament (Greensboro, N.C.)

## 2014-15 17-14, 7-9 ACC (9th) Head Coach— Joanne Boyle

Home 13-4, Away 4-8, Neutral 0-2  
Stat Leaders: Faith Randolph 16.4 ppg, Sarah Imovbioh 10.8 rpg

N 14	OHIO STATE	W	87-82
N 16	RADFORD	W	75-47
N 20	at Xavier	W	71-62
N 23	AUBURN	W	66-51
N 28	vs. Toledo [39]	L	64-62
N 30	vs. FIU [39]	W	74-61
D 03	at Illinois [B1G]	L	86-63
D 06	DELAWARE STATE	W	100-62
D 16	LONGWOOD	W	91-49
D 19	SAINT MARY'S	W	62-49
D 21	HOWARD	W	74-53
D 28	DAVIDSON (CC)	L	67-57
D 29	DREXEL (CC)	W	72-66
J 04	at Virginia Tech*	W	62-47
J 08	WAKE FOREST*	W	72-70
J 11	at #21 Syracuse*	L	70-58
J 15	BOSTON COLLEGE*	W	68-56
J 18	at #4 Louisville*	L	67-55
J 21	at Miami*	L	67-58
J 25	GEORGIA TECH*	L	68-62
J 29	NC STATE*	W	71-63
F 1	at Clemson*	W	77-72
F 5	at #4 Notre Dame*	L	75-54
F 12	#11 DUKE*	L	71-45
F 15	#7 FLORIDA STATE*	L	65-56
F 19	at Pittsburgh*	L [ot]	68-63
F 22	VIRGINIA TECH*	W	73-59
F 26	at #15 North Carolina*	L	72-70
M 1	#8 LOUISVILLE*	W	75-59
M 5	vs Miami %	L	62-52
M 19	at Old Dominion (WNIT)	L	69-62

(39) Florida International Thanksgiving Classic (Miami, Fla.)  
(CC) Cavalier Classic, presented by Holiday Inn University Area (Charlottesville, Va.)  
% ACC Tournament (Greensboro, N.C.)

## 2015-16 18-16, 6-10 ACC (9th) Head Coach— Joanne Boyle

Home 10-6, Away 7-7, Neutral 1-3  
Stat Leaders: Mikayla Venson 15.1 ppg, Lauren Moses 6.9 rpg

N 13	at Middle Tennessee	W	70-66
N 16	NORFOLK STATE	W	86-50
N 19	at Auburn	W	69-52
N 22	LONGWOOD	W	81-46
N 26	vs. Green Bay [31]	W	68-59
N 27	vs. Rutgers [31]	L	60-48
N 28	vs. Tulane [31]	L	67-62
D 2	#24 IOWA (B1G)	L	85-73
D 5	NJIT	W	81-54
D 8	BOWLING GREEN	W	68-39
D 18	CHARLESTON SOUTHERN	W	85-65
D 21	at #9 Ohio State	L	93-73
D 28	COPPIN STATE (CC)	W	75-40
D 29	RICHMOND (CC)	W	71-51
J 3	#22 MIAMI*	W	76-56
J 7	#3 NOTRE DAME*	L	74-46
J 10	at Wake Forest*	W	52-50
J 14	#23 LOUISVILLE*	L	59-41
J 17	at Georgia Tech*	W	78-67
J 21	at #14 Florida State*	L	70-48
J 24	PITTSBURGH*	L	58-55
J 27	at NC State*	L	63-52
F 4	at Duke*	L	67-52
F 7	VIRGINIA TECH*	L	66-46
F 11	SYRACUSE*	L	91-57
F 14	at Boston College*	W	61-50
F 18	at #11 Louisville*	L	74-59
F 21	CLEMSON*	W	65-48
F 25	NORTH CAROLINA*	W	72-68
F 28	at Virginia Tech	L	60-55
M 3	vs. Duke %	L	57-53
M 17	at VCU (WNIT)	W	52-50
M 20	at Rutgers (WNIT)	W	71-55
M 22	at Hofstra (WNIT)	L	65-57

(31) Paradise Jam (U.S. Virgin Islands)  
(CC) Cavalier Classic, presented by Holiday Inn University Area (Charlottesville, Va.)  
% ACC Tournament (Greensboro, N.C.)

## 2016-17 20-13, 7-9 ACC (8th) Head Coach— Joanne Boyle

Home 12-3, Away 6-8, Neutral 2-2  
Stat Leaders: Breyana Mason 10.3 ppg, Jocelyn Willoughby 6.2 rpg

N 11	MIDDLE TENNESSEE STATE	W	63-51
N 13	COPPIN STATE	W	103-40
N 16	at Richmond	W	63-56
N 20	RUTGERS	W	62-54
N 25	vs. St. John's [40]	L	63-56
N 26	vs. Nebraska [40]	W	73-51
D 1	at Northwestern [B1G]	L	69-60
D 4	at Bowling Green	W	67-47
D 16	UIC	W	76-39
D 19	at Georgia	W	66-43
D 21	MARYLAND EASTERN SHORE	W	60-50
D 28	UMBC [84]	W	56-30
D 29	DAYTON [84]	W	66-56
J 2	at RV Syracuse*	L	54-49
J 5	#8 LOUISVILLE*	L [ot]	86-81
J 8	at North Carolina*	L	67-58
J 15	BOSTON COLLEGE*	W	62-55
J 19	at Clemson*	W	69-37
J 22	at Pittsburgh*	L	62-54
J 26	#19 VIRGINIA TECH*	W	76-27
J 29	at #8 Notre Dame*	L	82-74
F 2	GEORGIA TECH*	W [ot]	65-64
F 5	#15 DUKE*	L	70-51
F 9	at #16 Miami*	L	63-52
F 12	WAKE FOREST*	W [ot]	60-57
F 16	#4 FLORIDA STATE*	W	60-51
F 19	at Virginia Tech*	W	63-55
F 23	at #14 Louisville*	L	66-55
F 26	#18 NC STATE*	L	59-48
M 2	Wake Forest %	W	61-44
M 3	#3 Notre Dame %	L	76-59
M 17	at Saint Joseph's (WNIT)	W	62-56
M 19	at James Madison (WNIT)	L	61-55

(40) SouthPoint Shootout (Las Vegas, Nevada)  
(CC) Cavalier Classic (Charlottesville, Va.)  
% ACC Tournament (Conway, S.C.)

## 2017-18 19-14, 10-6 ACC (T-6th) Head Coach— Joanne Boyle

Home 10-6, Away 5-7, Neutral 4-1  
Stat Leaders: Dominique Toussaint 11.4 ppg, Felicia Aiyeeotan 6.9 rpg

N 10	at #7 Mississippi State	L	68-53
N 12	CENTRAL CONNECTICUT	W	103-59
N 16	GEORGIA	L	64-61
N 19	at Dayton	L	61-46
N 21	HAMPTON	W	66-62
N 25	HARVARD (CC)	W	50-48
N 26	DUQUESNE (CC)	L	74-63
N 29	#15 MARYLAND (B1G)	L	60-59
D 2	UNCG	W	68-50
D 4	at Rutgers	L	52-43
D 17	vs Ohio [41]	W	77-59
D 18	vs Indiana [41]	W [ot]	82-72
D 21	MANHATTAN	W	69-47
D 28	PITTSBURGH*	W	62-50
D 31	SYRACUSE*	W	68-63
J 4	at NC State*	W	73-63
J 7	CLEMSON*	W	70-41
J 11	at Boston College*	W	68-57
J 14	at #16 Duke*	L	55-48
J 21	VIRGINIA TECH*	W	61-52
J 25	NORTH CAROLINA*	W	82-70
J 28	at Georgia Tech*	W	62-56
F 1	#4 LOUISVILLE*	L	77-41
F 8	at #12 Florida State*	L	77-62
F 11	at Virginia Tech*	W	64-62
F 15	#5 NOTRE DAME*	L	83-69
F 18	MIAMI*	L	77-62
F 22	at #4 Louisville*	L	51-39
F 25	at Wake Forest*	W	48-41
M 1	Georgia Tech %	W	60-58
M 2	#5 Notre Dame %	L	83-47
M 16	vs. Cal [42]	W	68-62
M 18	at #7 South Carolina [42]	L	66-56

(88) West Palm Invitational (Keiser University)  
(42) NCAA Tournament - First & Second Rounds (Columbia, S.C.)  
% ACC Tournament (Greensboro, N.C.)

# YEAR-BY-YEAR RESULTS



## 2018-19 12-19, 5-11 ACC (12th) Head Coach— Tina Thompson

Home 8-8, Away 2-9, Neutral 2-2  
Stat Leaders: Jocelyn Willoughby 14.8 ppg, Willoughby 8.2 rpg

N 9	#6 MISSISSIPPI STATE	L	72-44
N 15	at Kentucky	L	63-51
N 18	at Old Dominion	W	73-67
N 20	North Carolina A&T	W	67-57
N 24	CENTRAL MICHIGAN (CC)	L	74-61
N 25	SAINT LOUIS (CC)	L	67-65
N 28	at Michigan State (B1G)	L	91-66
D 2	COPPIN STATE	W	55-41
D 5	AMERICAN	W	57-54
D 8	RADFORD	L	57-44
D 20	vs Alabama [43]	L	64-52
D 21	vs USF [43]	W	74-67
D 30	CHARLOTTE	W	65-61
J 3	FLORIDA STATE*	L	63-61
J 6	at Clemson*	L	71-65
J 10	VIRGINIA TECH*	W	62-58
J 13	#8 NC STATE*	L	66-38
J 17	at #4 Louisville*	L	91-43
J 24	at Pittsburgh*	W	74-57
J 27	WAKE FOREST*	L	52-42
J 31	at #18 Syracuse*	L	72-68
F 3	at #23 Miami*	L	72-59
F 7	BOSTON COLLEGE*	W	79-77
F 10	DUKE*	W	53-47
F 17	at North Carolina*	L	70-53
F 21	#4 LOUISVILLE*	L	71-49
F 24	GEORGIA TECH*	W	53-45
F 28	at Virginia Tech*	L	63-45
M 3	at #4 Notre Dame*	L	103-66
M 6	vs Boston College%	W	77-61
M 7	vs #18 Syracuse%	L	67-57

<sup>[43]</sup> Florida Sunshine Classic (Rollins College, Winter Park, FL)  
% ACC Tournament (Greensboro, N.C.)

## 2019-20 13-17, 8-10 ACC (9th) Head Coach— Tina Thompson

Home 9-5, Away 4-1, Neutral 0-2  
Stat Leaders: Jocelyn Willoughby 19.2 ppg, Willoughby 7.7 rpg

N 5	BUCKNELL	W	84-60
N 9	at USC	L	59-49
N 12	at CSUN	W	72-47
N 16	#13 KENTUCKY	L	50-47
N 19	at #4 UConn	L	83-44
N 24	OLD DOMINION	W (ot)	56-53
N 30	JAMES MADISON	W	55-49
D 1	#11 UCLA	L	73-62
D 5	at Rutgers (B1G)	L	73-63
D 20	vs UNLV [44]	W	63-55
D 21	vs #15 Mississippi State [44]	L	72-59
D 29	at Georgia Tech*	L	61-51
J 2	NORTH CAROLINA*	L	65-47
J 5	at #9 NC State*	L	80-60
J 9	DUKE*	W	66-63
J 12	at Boston College*	W	69-52
J 16	at Wake Forest*	L	62-56
J 19	VIRGINIA TECH*	L	69-61
J 23	at #5 Louisville*	L	71-56
J 26	NOTRE DAME*	W	90-60
J 30	at North Carolina*	L	78-68
F 2	SYRACUSE*	W	58-41
F 6	CLEMSON*	W	70-54
F 9	at #17 Florida State*	L	63-55
F 13	MIAMI*	W	69-64
F 20	at Duke*	L	62-47
F 23	at Virginia Tech*	W	86-76
F 27	PITTSBURGH*	W	66-55
M 1	#8 NC STATE*	L	75-64
M 5	vs Syracuse%	L	67-50

<sup>[44]</sup> Duel in the Desert (Las Vegas, Nev.)  
% ACC Tournament (Greensboro, N.C.)

## 2020-21 0-5, 0-2 ACC (N/A) Head Coach— Tina Thompson

Home 0-3, Away 0-2  
COVID-19 Shortened Season

N 25	at UCF	L	60-34
N 29	EAST CAROLINA	L	54-51
D 3	JAMES MADISON	L	71-67
D 10	CLEMSON*	L	71-55
D 13	at Florida State*	L	69-51

## 2021-22 5-22, 2-14 ACC (T-14th) Head Coach— Tina Thompson

Home 3-11, Away 2-10, Neutral 0-1  
Stat Leaders: Amandine Toi 11.9 ppg, Eleah Parker 5.0 rpg

N 9	at James Madison	L	84-69
N 14	USC	L	65-48
N 17	UCF	L	59-38
N 21	at #20 UCLA	L	69-57
N 23	at Fullerton	W	60-48
N 26	RHODE ISLAND (CC)	L	80-70
N 28	RICHMOND (CC)	L	74-65
D 2	WILLIAM & MARY	W	60-44
D 5	at George Washington	W	62-53
D 7	AMERICAN	L	69-56
D 19	at #2 NC State*	L	82-55
D 22	at Texas Southern	Canceled	
D 30	NOTRE DAME*	Postponed	
J 2	MIAMI*	Postponed	
J 6	at Virginia Tech	Postponed	
J 9	at #16 Georgia Tech	L	67-31
J 13	#4 NC STATE*	L	66-43
J 16	SYRACUSE*	Postponed	
J 18	at Virginia Tech	L	69-52
J 20	at #20 North Carolina	L	61-52
J 23	at #21 Duke	L	57-48
J 25	#19 NOTRE DAME	Forfeit	
J 27	VIRGINIA TECH*	L	71-42
J 30	at Florida State	L	62-37
F 3	at Boston College	L	65-57
F 6	CLEMSON*	L	59-55
F 8	SYRACUSE*	L	77-70
F 10	at #3 Louisville	Forfeit	
F 13	at Wake Forest	L	68-53
F 15	MIAMI*	L	71-55
F 17	DUKE*	W	67-54
F 20	PITTSBURGH*	W	74-65
F 24	#18 NORTH CAROLINA*	L	68-57
M 2	vs. Wake Forest%	L	63-51

<sup>(CC)</sup> Cavalier Classic, presented by Holiday Inn University Area (Charlottesville, Va.)  
% ACC Tournament (Greensboro, N.C.)

## 2022-23 15-15, 4-14 ACC (T-14th) Head Coach— Amaka Agugua-Hamilton

Home 11-5, Away 4-9, Neutral 0-1  
Stat Leaders: Camryn Taylor 13.9 ppg, Camryn Taylor 6.2 rpg

N7	GEORGE WASHINGTON	W	85-59
N10	UMBC	W	101-46
N13	WAKE FOREST*	W	72-52
N16	at Loyola (Chicago)	W	68-62
N20	at American	W	74-60
N23	CAMPBELL	W	62-41
N26	MINNESOTA (CC)	W	73-70
N27	EAST CAROLINA (CC)	W	72-50
N30	at Penn State (B1G)	W	89-68
D4	UNCW	W	78-36
D7	at William & Mary	W	83-54
D18	MORGAN STATE	W	84-28
D21	at Duke*	L	70-56
D29	GEORGIA TECH*	W	69-63
J5	at #9 Virginia Tech*	L	74-66
J8	at #10 NC State*	L	87-62
J12	#22 NORTH CAROLINA*	L	70-59
J15	BOSTON COLLEGE*	W	66-50
J19	FLORIDA STATE*	L	77-68
J22	at #7 Notre Dame*	L	76-54
J26	at Syracuse*	L	90-72
J29	#12 VIRGINIA TECH*	L	72-60
F2	at #11 North Carolina*	L	73-62
F5	at Pittsburgh*	L	60-51
F9	LOUISVILLE*	L	63-53
F12	#22 NC STATE*	W	71-59
F19	#9 DUKE*	L	56-52
F23	at Clemson*	L	79-69
F26	at Miami*	L	85-74
M1	vs Wake Forest%	L	68-57

<sup>(CC)</sup> Cavalier Classic, (Charlottesville, Va.)  
% ACC Tournament (Greensboro, N.C.)

## 2023-24 16-16, 7-11 ACC (T-9th) Head Coach— Amaka Agugua-Hamilton

Home 10-8, Away 5-6, Neutral 1-2  
Stat Leaders: Kymora Johnson 15.3 ppg, Camryn Taylor 6.1 rpg

N8	UMES	W	76-52
N12	CAMPBELL	W	74-49
N15	WILLIAM & MARY	W	80-51
N19	#25 OKLAHOMA	L	67-82
N24	vs Tulane [45]	W	81-59
N25	vs #7 LSU [45]	L	73-76
N30	MISSOURI (ACC/SEC)	W (ot)	87-81
D3	at La Salle	W	94-73
D6	RIDER	W	87-51
D16	WOFFORD	L	70-71
D21	FORDHAM	W	82-56
D31	#3 NC STATE*	L	61-72
J4	at Georgia Tech*	L	60-63
J7	DUKE*	L	56-60
J11	at #6 NC State*	L	66-93
J14	at #20 North Carolina*	L	68-81
J18	#19 NOTRE DAME*	L	76-86
J21	at #15 Florida State*	W	91-87
J25	PITTSBURGH*	L	52-56
J28	#20 NORTH CAROLINA*	W	81-66
F1	at #17 Virginia Tech*	L	63-76
F4	CLEMSON*	L	69-75
F8	at Boston College*	W	73-66
F11	at Wake Forest*	W	87-79
F18	#19 SYRACUSE*	L	79-85
F22	MIAMI*	W	77-60
F25	#20 Louisville	W	73-68
F29	at Duke	L	54-73
M3	#5 VIRGINIA TECH	W	80-75
M6	vs Wake Forest%	L	55-58
M21	HIGH POINT (WBIT)	W	81-59
M24	at Villanova (WBIT)	L	55-73

<sup>[45]</sup> Cayman Islands Classic (George Town, Grand Cayman)  
% ACC Tournament (Greensboro, N.C.)  
ACC/SEC ACC/SEC Challenge



# SERIES RECORDS

Opponent	Rec.	Last Meeting	Streak
Alabama	2-2	L, 64-52	L2
Alabama State	1-0	W, 106-21	W1
Albany	1-0	W, 59-34	W1
American	5-2	W, 74-60	W1
Appalachian State	2-0	W, 74-58	W2
Arkansas State	1-1	W, 57-55	W1
Arizona	3-1	W, 70-65	W1
Arizona State	0-1	L, 60-50	L1
Auburn	5-1	W, 69-52	W2
Augusta	1-0	W, 76-38	W1
Baylor	1-0	W, 80-51	W1
Boston College	21-6	W, 73-66	W2
Bowling Green	2-0	W, 67-47	W2
Bridgewater	5-1	W, 77-52	W3
Brown	1-0	W, 111-49	W1
Bucknell	2-0	W, 84-60	W2
Butler	1-0	W, 88-54	W1
Cal	3-2	W, 68-62	W1
Campbell	2-1	W, 74-49	W2
Canisius	1-0	W, 92-36	W1
Central Connecticut	1-0	W, 103-59	W1
Central Michigan	0-1	L, 74-61	L1
Charleston	0-1	L, 76-44	L1
Charleston Southern	1-0	W, 85-65	W1
Charlotte	5-1	W, 65-61	W1
Clemson	45-35	L, 69-75	L4
Cleveland State	4-0	W, 100-60	W4
Clinch Valley	1-0	W, 61-50	W1
Colorado	3-0	W, 74-59	W3
Coppin State	6-0	W, 55-41	W6
Creighton	1-0	W, 63-60	W1
CSUN	2-0	W, 72-47	W2
Dartmouth	3-0	W, 83-70	W3
Davidson	1-1	L, 67-57	L1
Dayton	1-1	L, 61-46	L1
Delaware State	3-0	W, 100-62	W3
DePaul	2-0	W, 75-63	W2
Drake	0-1	L, 67-53	L1
Drexel	2-0	W, 72-66	L1
Duke	35-44	L, 54-73	L4
Duquesne	1-1	L, 74-63	L1
East Carolina	3-3	W, 82-50	W1
Eastern Mennonite	1-0	W, 59-39	W1
Emory & Henry	2-1	W, forfeit	W2
ETSU	3-0	W, 83-66	W3
Fairfield	1-0	W, 110-64	W1
Fairleigh Dickinson	1-0	W, 83-35	W1
Florida	3-1	L, 81-68	L1
Florida Gulf Coast	1-0	W, 85-56	W1
Florida International	4-0	W, 74-61	W4
Florida State	36-22	W, 91-87	W1
Fordham	3-0	W, 82-56	W3
Fullerton	1-0	W, 60-48	W1
Furman	1-1	W, 74-43	W1
George Mason	5-0	W, 87-49	W5
Georgetown	7-0	W, 52-45	W7
George Washington	11-2	W, 85-59	W1
Georgia	3-3	L, 64-61	L1
Georgia State	1-0	W, 61-60	W1
Georgia Tech	59-19	L, 60-63	L1
Gonzaga	0-1	L, 69-62	L1
Grambling	1-0	W, 100-79	W1
Green Bay	1-1	W, 68-59	W1
Hampton	3-0	W, 66-62	W3
Hartford	0-2	L, 70-53	L2
Harvard	2-0	W, 50-48	W2
Hawaii	1-1	W, 60-43	W1
High Point	4-0	W, 81-59	W4
Hofstra	1-1	L, 65-57	L1
Hollins	2-0	W, 53-41	W2
Holy Cross	2-0	W, 80-39	W2

Opponent	Rec.	Last Meeting	Streak
Houston	0-1	L, 67-64	L1
Howard	3-0	W, 74-53	W3
Illinois	4-1	L, 86-63	L1
Illinois Chicago	1-0	W, 76-39	W1
Indiana	4-0	W, 82-72	W4
Iowa	0-3	L, 85-73	L3
Iowa State	0-1	L, 66-48	L1
James Madison	16-11	L, 84-69	L2
K-State	0-1	L, 49-46	L1
Kansas	1-1	L, 86-84	L1
Kent State	1-1	L, 85-74	L1
Kentucky	0-2	L, 50-47	L2
Lafayette	1-0	W, 103-41	W1
Lamar	1-0	W, 85-70	W1
La Salle	1-0	W, 94-73	W1
Liberty	9-2	W, 61-60	W3
Long Beach State	0-1	L, 73-71	L1
Long Island	3-0	W, 76-59	W3
Longwood	11-4	W, 81-46	W9
Louisiana Tech	4-2	W, 95-82	W2
Louisville	3-11	W, 73-68	W1
Loyola (Chicago)	1-0	W, 68-62	W1
Loyola (Md.)	4-0	W, 71-49	W4
LSU	0-1	L, 73-76	L1
Lynchburg	2-0	W, 58-25	W2
Maine	3-0	W, 86-66	W3
Manhattan	3-0	W, 69-47	W3
Marist	1-0	W, 68-61	W1
Marquette	3-0	W, 76-71	W3
Marshall	4-0	W, 78-56	W4
Mary Baldwin	1-0	W, 51-48	W1
Mary Washington	6-0	W, 60-27	W6
Maryland	44-38	L, 60-59	L1
Maryland Eastern Shore	3-0	W, 76-52	W3
Memphis State	2-0	W, 76-75	W2
Mercer	1-0	W, 93-52	W1
Miami (Fla.)	11-12	W, 77-60	W1
Michigan	2-2	L, 73-53	L2
Michigan State	1-0	W, 91-74	W1
Middle Tennessee State	3-0	W, 63-51	W3
Minnesota	3-3	W, 73-70	W3
Mississippi State	0-3	L, 72-59	L3
Missouri	1-0	W, 87-81	W1
Monmouth	1-0	W, 73-45	W1
Morehead State	1-0	W, 88-43	W1
Morgan State	5-0	W, 84-28	W5
Mount St. Mary's	7-0	W, 81-58	W7
Navy	2-0	W, 54-47	W2
Nebraska	1-0	W, 73-51	W1
New Hampshire	0-1	L, 63-62	L1
NJIT	1-0	W, 81-54	W1
Norfolk State	7-5	W, 86-50	W3
North Carolina	35-59	W, 81-66	W1
North Carolina A&T	3-0	W, 67-57	W3
NC State	41-43	L, 66-93	L2
Northeastern	3-0	W, 81-20	W3
North Florida	1-0	W, 90-57	W1
Northwestern	1-2	L, 69-60	L1
Notre Dame	3-11	L, 76-86	L2
Ohio	1-0	W, 77-59	W1
Ohio State	2-7	L, 93-73	L1
Oklahoma	0-1	L, 67-82	L1
Oklahoma State	1-0	W, 76-61	W1
Old Dominion	16-19	WOT, 56-53	W2
Pacific	1-0	W, 101-79	W1
Penn	4-0	W, 68-65	W4
Penn State	5-3	W, 89-68	W1
Pepperdine	1-0	W, 74-62	W1
Pittsburgh	7-7	L, 52-56	L2
Princeton	2-0	W, 69-57	W2
Providence	3-0	W, 61-42	W3



# SERIES RECORDS



Opponent	Rec.	Last Meeting	Streak	Opponent	Rec.	Last Meeting	Streak		
Purdue	1-0	W, 56-49	12/03/09	W1	Tennessee Tech	2-0	W, 75-54	11/27/94	W2
Queens	1-0	W, 61-52	12/28/80	W1	Texas	3-4	L, 79-53	11/25/11	L1
Radford	8-8	L, 57-44	12/8/18	L1	Toledo	1-1	L, 64-62	11/28/14	L1
Randolph-Macon (Ash.)	2-0	W, 75-33	11/28/78	W2	Towson	1-0	W, 102-44	12/11/98	W1
Randolph (WC)	3-0	W, 47-45	12/04/75	W3	Troy	1-0	W, 96-74	03/14/97	W1
Rhode Island	3-1	L, 80-70	11/26/21	L1	Tulane	1-3	W, 81-59	11/24/23	W1
Richmond	16-4	L, 74-65	11/28/21	L1	UAB	1-0	W, 81-63	12/29/06	W1
Rider	6-0	W, 78-51	12/6/23	W6	UC Santa Barbara	2-1	W, 86-52	03/23/08	W1
Roanoke	2-1	W, 61-44	02/12/76	W2	UCF	1-2	L, 59-38	11/17/21	L2
Robert Morris	1-0	W, 86-59	11/28/93	W1	UCLA	2-2	L, 69-57	11/21/21	L2
Rutgers	7-6	L, 73-63	12/05/19	L2	UConn	2-5	L, 83-44	11/19/19	L5
St. Bonaventure	1-0	W, 72-64	01/04/10	W1	UMBC	4-0	W, 101-46	11/10/22	W4
St. Francis (Pa.)	6-0	W, 82-66	01/05/09	W6	UMass	1-0	W, 53-38	12/29/11	W1
St. John's	2-1	L, 66-55	11/25/16	L1	UNCG	4-0	W, 68-50	12/02/17	W4
Saint Joseph's	5-4	W, 62-56	03/17/17	W2	UNCW	1-0	W, 78-36	12/04/22	W1
Saint Louis	0-1	L, 67-65	11/25/18	L1	UNLV	2-0	W, 63-55	12/20/19	W2
Saint Mary's (Ca.)	1-0	W, 62-49	12/19/14	W1	USC	2-3	L, 65-48	11/14/21	L2
St. Peter's	3-0	W, 91-59	11/24/90	W3	USF	2-0	W, 74-67	12/21/18	W2
Samford	1-0	W, 69-60	12/28/09	W1	Utah	2-0	W, 65-57	11/28/08	W2
San Diego State	1-0	W, 38-34	12/29/81	W1	Vanderbilt	4-2	W, 73-66	11/23/12	W2
Santa Clara	1-0	W, 62-60	12/30/97	W1	VCU	15-6	W, 52-50	03/17/16	W13
Scranton	1-0	W, 110-50	12/02/83	W1	Villanova	1-3	L, 55-73	03/24/24	L1
Seton Hall	2-0	W, 85-65	12/02/06	W2	Virginia State	6-2	W, 76-41	12/02/80	W2
Siena	1-0	W, 83-43	12/27/99	W1	Virginia Tech	52-19	W, 80-75	03/03/24	W1
South Carolina	3-3	L, 66-56	03/18/18	L2	Virginia Union	6-1	W, 67-50	12/08/81	W1
South Carolina Upstate	1-0	W, 110-63	11/18/09	W1	Wagner	2-0	W, 84-41	12/28/11	W2
South Dakota State	1-1	W, 78-66	11/27/09	W1	Wake Forest	70-11	L, 55-58	03/06/24	L1
Southern Illinois	1-0	W, 81-60	11/24/89	W1	Washington	1-0	W, 85-64	11/28/99	W1
SMU	1-0	W, 77-68	03/13/98	W1	Wayland Baptist	1-0	W, 67-62	03/20/80	W1
Southwest Missouri State	1-0	W, 67-63	03/19/94	W1	West Virginia	5-3	L, 68-58	11/24/13	L3
Stanford	1-3	L, 91-69	03/22/97	L3	William & Mary	13-0	W, 80-51	11/15/24	W13
Stephen F. Austin	1-0	W, 74-72	03/17/91	W1	Wisconsin	2-1	W, 84-60	11/30/07	W1
Sweet Briar	1-0	W, 72-23	12/08/75	W1	Wofford	0-1	L, 70-71	12/16/23	L1
Syracuse	5-11	L, 79-85	02/18/24	L4	Wright State	1-0	W, 74-56	11/20/05	W1
TCU	1-0	W, 59-55	11/27/10	W1	Xavier	2-0	W, 71-62	11/20/14	W2
Temple	4-1	W, 71-65	11/29/06	W4	Yale	1-0	W, 92-41	12/28/05	W1
Tennessee	3-14	L, 76-67	11/28/13	L1					



Virginia saw over a 180 percent increase in cumulative attendance from 2022-23 to 2023-24. On March 3, 2023, UVA hosted 11,975 spectators on Senior Day for a 80-75 win over No. 5 Virginia Tech. The game set a record attendance figure for any women's basketball game in the state of Virginia.



# UVA VS. 2024-25 OPPONENTS

### ALABAMA STATE: 1-0

Date	Score	Mar.	W/L	Site
12/29/96	106-21	+85	W	N

Home 0-0, Away 0-0, Neutral 1-0

### AMERICAN: 5-2

Date	Score	Mar.	W/L	Site
11/30/81	77-48	+29	W	H
11/28/87	91-62	+29	W	H
12/04/94	89-38	+51	W	H
11/24/96	69-67	-2	L	A
12/05/18	57-54	+3	W	H
12/07/21	69-56	-13	L	H
11/20/22	74-60	+14	W	A

Home 4-1, Away 1-1, Neutral 0-0

### AUBURN: 5-1

Date	Score	Mar.	W/L	Site
11/29/85	84-71	+13	W	N
12/28/89	61-59	+2	W	N
01/05/92	77-70	+7	W	A
12/29/98	79-61	-18	L	H
11/23/14	66-51	+15	W	H
11/19/15	69-52	+17	W	A

Home 1-1, Away 2-0, Neutral 2-0

### BOSTON COLLEGE: 21-6

ACC Games: 14-5 #  
ACC Tournament: 4-1 \*  
NCAA Tournament: 1-0 \$  
WNIT: 1-0

Date	Score	Mar.	W/L	Site
12/29/83	58-46	+12	W	A
3/19/00	74-70	+4	W	\$H
01/26/06	57-43	-14	L	#A
03/02/06	57-54	+3	W	*N
01/26/06	65-63	+2	W (ot)	#H
01/14/07	57-54	+3	W	#H
02/22/09	90-70	+20	W	#H
01/21/10	70-56	+14	W	#A
02/20/11	73-50	-23	L	#H
03/24/11	53-48	+5	W	H
01/21/12	69-58	+11	W	#H
03/01/12	72-41	+31	W	*N
01/24/13	69-57	+12	W	#H
02/14/13	61-49	-12	L	#A
03/07/13	66-57	-9	L	*N
02/06/14	69-65	-4	L	#A
03/05/14	74-59	+15	W	*N
01/15/15	68-56	+12	W	#H
02/14/16	61-50	+11	W	#A
01/15/17	62-55	+7	W	#H
01/11/18	68-57	+11	W	#A
02/07/19	79-77	+2	W	#H
03/06/19	77-61	+16	W	*N
01/12/20	69-52	+17	W	#A
02/06/22	65-57	-8	L	#A
01/15/23	66-50	+16	W	#H
02/08/24	73-66	+7	W	#A

Home 10-1, Away 7-4, Neutral 4-1

### BETHUNE-COOKMAN: FIRST MEETING

### CALIFORNIA: 3-2

ACC Games: 0-0 #  
ACC Tournament: 0-0 \*  
NCAA Tournament: 1-1 \$

Date	Score	Mar.	W/L	Site
12/28/97	81-66	+15	W	A
11/28/98	70-55	+15	W	H
03/23/08	99-73	-26	L	\$N
11/27/11	59-50	-9	L	N
03/16/18	68-62	+6	W	\$N

Home 1-0, Away 1-0, Neutral 1-2

### CLEMSON: 45-34

ACC Games: 42-29 #  
ACC Tournament: 4-5 \*

Date	Score	Mar.	W/L	Site
01/21/78	86-58	-28	L	#A
02/09/78	73-59	-14	L	*H
01/20/79	62-59	-3	L	#H
01/19/80	88-71	-17	L	#A
02/08/80	78-76	-2	L	*N
01/12/81	77-67	+10	W	#H
02/13/82	76-65	-11	L	#A
01/22/83	76-71	-5	L	#H
02/23/83	86-84	-2	L (ot)	#A
01/05/84	83-75	+8	W	#H
01/21/84	77-76	+1	W	#A
01/19/85	75-67	-8	L	#A
02/20/85	66-63	-3	L	#H
01/11/86	96-89	+7	W (ot)	#A
02/22/86	90-79	+11	W	#H
01/31/87	83-77	+6	W	#A
02/14/87	82-66	+16	W	#H
02/06/88	67-64	+3	W	#H
02/20/88	85-77	-8	L	#A
03/06/88	66-57	+9	W	*N
01/11/89	64-63	+1	W	#A
02/18/89	93-84	-9	L	#H
01/31/90	67-64	+3	W	#H
02/17/90	71-63	+8	W	#A
03/04/90	84-66	+18	W	*N
01/09/91	81-75	+6	W	#A
02/16/91	89-62	+27	W	#H
03/03/91	65-62	-3	L	*N
01/18/92	85-52	+33	W	#H
02/22/92	85-81	+4	W	#A
01/13/93	61-60	-1	L	#A
02/20/93	87-70	+17	W	#H
03/07/93	79-71	+8	W (ot)	*N
01/03/94	69-65	+4	W	#H
02/19/94	70-61	-9	L	#A
01/01/95	76-67	+9	W	#A
01/28/95	78-55	+23	W	#H
01/02/96	63-59	-4	L	#H
01/28/96	57-45	-12	L	#A
03/02/96	75-67	-8	L	*N
01/04/97	58-44	-14	L	#H
01/29/97	75-65	+10	W	#A
03/01/97	77-75	-2	L (ot)	*N
01/05/98	74-67	-7	L	#A
02/05/98	72-55	+17	W	#H
01/02/99	67-66	+1	W (ot)	#A
01/31/99	75-55	+20	W	#H
01/20/00	77-74	+3	W (2ot)	#H
02/17/00	72-63	+11	W	#A
01/15/01	87-71	-16	L	#H
01/15/01	78-71	-7	L	#A
01/07/02	79-68	-11	L	#H
02/07/02	65-73	-8	L	#A
01/02/03	63-62	-1	L	#A
02/03/03	69-54	+15	W	#H
01/02/04	58-55	-3	L	#H
01/25/04	60-56	-4	L	#A
01/16/05	68-49	+19	W	#H
02/26/06	83-64	+19	W	#H
02/25/07	86-85	+1	W	#A
03/01/07	89-82	+7	W	*N
02/21/08	83-71	+12	W	#H
01/26/09	75-67	+8	W	#A
02/04/10	82-60	+22	W	#H
01/30/11	84-74	-10	L	#A
01/08/12	54-47	+7	W	#A
02/12/12	68-36	+32	W	#H
02/21/13	64-62	-2	L	#A
02/02/14	80-43	+37	W	#H
02/01/15	77-72	+5	W	#A
02/21/16	65-48	+17	W	#H
01/19/17	69-37	+32	W	#A
01/07/18	70-41	+29	W	#H
01/06/19	71-65	-6	L	#A
02/06/20	70-54	+16	W	#H
12/10/20	71-55	-16	L	#H
02/06/22	59-55	-4	L	#H
02/23/23	79-69	-10	L	#A
02/04/24	69-75	+6	W	#H

Home 25-12, Away 16-18, Neutral 4-4

### COPPIN STATE: 6-0

Date	Score	Mar.	W/L	Site
12/20/95	87-42	+45	W	H
12/18/12	54-44	+10	W	H
12/28/13	70-45	+25	W	H
12/28/15	75-40	+35	W	H
11/13/16	103-40	+63	W	H
12/2/18	55-41	+14	W	H

Home 6-0, Away 0-0, Neutral 1-0

### DUKE: 35-44

ACC Games: 34-39 #  
ACC Tournament: 1-5 \*

Date	Score	Mar.	W/L	Site
12/05/77	73-55	+18	W	#A
01/24/79	68-61	+7	W	#A
11/25/79	74-58	+16	W	#H
01/23/80	65-63	-2	L	#A
02/10/80	73-57	+16	W	#H
01/27/82	80-63	-17	L	#A
12/30/82	73-63	-10	L	#A
02/05/83	66-63	+3	W	#H
11/29/83	72-58	+14	W	#A
02/04/84	82-66	+16	W	#H
01/05/85	75-58	+17	W	#A
02/02/85	74-66	+8	W	#H
01/18/86	90-76	+14	W	#H
02/01/86	81-67	+14	W	#A
01/24/87	71-43	+28	W	#H
02/21/87	77-76	-1	L	#A
01/12/88	72-49	+23	W	#A
02/27/88	79-67	+12	W	#H
01/07/89	78-66	+12	W	#H
02/11/89	99-81	+18	W	#A
01/16/90	84-74	-10	L	#A
02/10/90	86-62	+20	W	#H
01/05/91	95-56	+39	W	#A
02/09/91	86-61	+25	W	#H
02/01/92	81-54	+27	W	#A
02/15/92	93-48	+45	W	#H
03/07/92	81-55	+26	W	*N
01/09/93	76-57	+19	W	#H
02/13/93	97-61	+36	W	#A
01/25/94	87-66	+21	W	#A
02/12/94	73-60	+13	W	#H
01/10/95	78-62	+16	W	#H
02/12/95	67-61	+6	W	#A
03/04/95	83-82	-1	L (ot)	*N
01/08/96	61-60	+1	W	#A
02/10/96	72-69	-3	L	#H
01/06/97	62-55	+7	W	#H
02/19/97	86-56	+30	W	#A
01/23/98	93-66	-27	L	#A
02/22/98	85-78	-7	L (ot)	#H
01/04/99	84-68	-16	L	#A
02/04/99	66-56	-10	L	#H
12/05/99	83-62	-21	L	#A
01/30/00	61-49	+12	W	#H
01/22/01	71-68	-3	L	#H
02/22/01	76-53	-23	L	#A
12/06/01	107-73	-34	L	#H
1/20/02	86-69	-17	L	#A
03/03/02	71-67	-4	L	*N
01/09/03	60-59	-1	L	#H
02/10/03	75-48	-27	L	#A
01/18/04	63-52	-11	L	#H
02/19/04	87-54	-33	L	#A
01/14/05	87-65	-31	L	#H
02/10/06	88-65	-23	L	#A
02/02/07	76-61	-15	L	#H
03/02/07	79-58	-21	L	*N
02/24/08	78-70	-8	L	#A
02/05/09	81-67	-14	L	#H
03/06/09	76-53	-23	L	*N
02/26/10	83-65	-18	L	#A
02/24/11	71-48	-23	L	#H
01/02/12	66-77	-11	L	#A
02/08/13	62-41	-11	L	#H
01/16/14	90-55	-35	L	#A
02/12/15	71-45	-26	L	#H
02/04/16	67-52	-15	L	#A
03/03/16	57-53	-4	L	*N
02/05/17	70-51	-19	L	#H
01/14/18	55-48	-7	L	#A
02/10/19	53-47	+6	W	#H
01/09/20	66-63	+3	W	#H
02/20/20	62-47	-15	L	#A

01/23/22	57-48	-9	L	#A
02/17/22	67-54	+13	W	#H
12/21/22	70-56	-14	L	#A
02/19/23	56-52	-4	L	#H
01/07/24	60-56	-4	L	#H
02/29/24	73-54	-19	L	#A

Home 20-17, Away 14-22, Neutral 1-5

### FLORIDA STATE: 36-22

ACC Games: 33-21 #  
ACC Tournament: 2-1 \*

Date	Score	Mar.	W/L	Site
12/08/90	92-77	+15	W	H
01/03/92	87-60	+27	W	#A
01/27/92	81-43	+38	W	#H
01/06/93	78-66	+12	W	#A
01/30/93	76-68	+8	W	#H
12/21/93	86-56	+30	W	#H
02/04/94	59-50	+9	W	#A
01/17/95	76-60	+16	W	#A
02/18/95	79-45	+34	W	#H
01/16/96	91-58	+33	W	#H
02/16/96	81-40	+41	W	#A
03/01/96	73-54	+19	W	*N
01/19/97	67-57	+10	W	#A
02/16/97	73-44	+29	W	#H
01/02/98	75-62	+13	W	#H
02/01/98	83-76	+7	W (ot)	#A
01/22/99	80-71	+9	W	#A
02/21/99	73-55	+18	W	#H

# UVA VS. 2024-25 OPPONENTS



Date	Score	Mar.	W/L	Site
11/24/79	85-44	+31	W	H
01/17/81	66-42	+24	W	#A
02/12/81	61-49	+12	W	*N
01/16/82	75-45	+30	W	#H
02/15/82	56-51	+5	W	#A
11/21/82	80-59	+21	W	#H
02/14/83	55-54	-1	L	#A
01/23/84	75-65	+10	W	#A
02/18/84	89-50	+49	W	#H
03/02/84	75-58	+27	W	*N
01/21/85	71-47	+24	W	#A
02/16/85	97-67	+30	W	#H
11/24/85	86-52	+34	W	#H
02/15/86	82-64	+18	W	#A
03/01/86	90-64	+26	W	*N
01/17/87	76-66	+10	W	#A
02/11/87	78-56	+22	W	#H
01/20/88	90-69	+21	W	#H
02/25/88	91-68	+22	W	#A
01/21/89	105-80	-25	L	#A
02/04/89	91-74	+17	W	#A
01/20/90	97-77	+20	W	#H
02/03/90	94-65	+29	W	#A
03/03/90	73-65	+8	W	*N
01/19/91	98-72	+26	W	#A
02/02/91	98-94	+4	W	#H
01/25/92	79-74	+5	W	#H
02/08/92	86-62	+24	W	#A
03/09/92	70-69	+1	W	*N
01/23/93	107-81	+26	W	#A
02/05/93	88-53	+35	W	#H
01/22/94	88-75	+13	W	#H
02/06/94	82-54	+28	W	#A
01/21/95	73-53	+20	W	#H
02/20/95	61-53	+8	W	#A
01/20/96	79-58	+21	W	#A
02/20/96	80-62	+18	W	#H
01/16/97	74-53	+21	W	#H
02/13/97	72-60	-12	L	#A
02/28/97	77-63	+14	W	*N
12/06/97	84-65	-19	L	#A
01/30/98	93-57	+36	W	#H
01/14/99	82-62	+20	W	#H
02/18/99	86-73	+13	W	#A
01/03/00	83-70	+13	W	#H
02/03/00	66-65	+1	W	#A
01/07/01	70-65	-5	L	#A
02/08/01	87-70	-17	L	#H
01/10/02	92-61	-31	L	#A
02/11/02	85-79	+6	W	#H
03/02/02	60-58	+2	W	*N
01/16/03	74-63	+11	W	#H
02/16/03	56-54	+2	W	#A
01/12/04	60-59	+1	W	#H
02/12/04	65-55	-10	L	#A
01/10/05	61-38	+23	W	#A
02/23/06	57-51	+6	W	#H
02/22/07	73-49	-24	L	#A
03/02/08	103-101	+2	W (2ot)	#H
03/07/08	52-43	+9	W	*N
03/01/09	74-66	-8	L	#A
01/24/10	57-55	+2	W	#H
01/13/11	68-48	-20	L	#A
01/25/12	63-53	-10	L	#A
01/10/13	62-51	+11	W	#A
02/03/13	65-62	-3	L	#H
02/14/14	95-76	-19	L	#A
03/06/14	77-76	-1	L	*N
01/25/15	68-62	-6	L	#H
01/17/16	78-67	+11	W	#A
02/02/17	65-64	+1	W	#H
01/28/18	62-56	+6	W	#A
03/01/18	60-58	+2	W	*N
02/24/19	53-45	+8	W	#H
12/29/19	61-51	-10	L	#A
01/09/22	67-31	-36	L	#A
12/29/22	69-63	+6	W	#H
01/04/24	63-60	-3	L	#A

**Home 29-3, Away 21-15, Neutral 9-1**

**GREEN BAY: 1-1**  
 NCAA Tournament: 0-1 \$

Date	Score	Mar.	W/L	Site
03/21/10	69-67	-2	L	\$N
11/26/15	68-59	+9	W	N

**Home 0-0, Away 1-0, Neutral 1-1**

**LA SALLE: 1-0**

Date	Score	Mar.	W/L	Site
12/03/23	94-73	+21	W	A

**Home 0-0, Away 1-0, Neutral 0-0**

**LOUISVILLE: 3-11**  
 ACC Games: 2-12 #  
 (forfeit counts as a loss in ACC but not overall record)

Date	Score	Mar.	W/L	Site
02/09/85	74-60	+14	W	H
01/18/15	67-55	-12	L	#A
03/01/15	75-59	+16	W	#H
01/14/16	59-41	-18	L	#H
02/18/16	74-59	-15	L	#A
01/05/17	86-81	-5	L	#H
02/23/17	66-55	+11	L	#A
02/01/18	77-41	-36	L	#H
02/22/18	51-39	-12	L	#A
01/17/19	91-43	-48	L	#A
02/21/19	71-49	-22	L	#H
01/23/20	71-56	-15	L	#A
02/10/22		Forfeit		
02/09/23	63-53	-10	L	#H
02/25/24	73-68	+5	W	#A

**Home 2-5, Away 1-6, Neutral 0-0**

**MARYLAND EASTERN SHORE: 3-0**

Date	Score	Mar.	W/L	Site
12/17/23	81-46	+35	W	H
12/21/16	60-50	+10	W	H
11/8/23	76-52	+24	W	H

**Home 3-0, Away 0-0, Neutral 0-0**

**MIAMI (Fla.): 11-12**  
 ACC Games: 10-11 #  
 ACC Tournament: 0-1 \*  
 WNIT: 1-0 %

Date	Score	Mar.	W/L	Site
12/28/87	78-69	+9	W	A
02/10/05	66-60	-6	L	#H
01/22/06	77-65	+12	W	#A
03/22/06	83-72	+11	W	%H
02/04/07	73-60	+13	W	#H
01/21/08	79-68	+11	W	#A
02/19/09	84-75	+9	W (ot)	#H
02/11/10	69-63	+6	W (ot)	#A
01/06/11	82-73	-9	L	#H
01/19/12	56-53	-3	L	#H
01/06/13	58-52	-6	L	#A
01/20/13	62-52	+10	W	#H
02/27/14	83-63	-20	L	#H
01/21/15	67-58	-9	L	#A
03/05/15	62-52	-10	L	*N
01/03/16	76-56	+20	W	#H
02/09/17	66-55	-10	L	#A
02/18/18	77-62	-15	L	#H
02/03/19	72-59	-13	L	#A
02/13/20	69-64	-5	L	#H
02/15/22	71-55	-16	L	#H
02/26/23	85-74	-11	L	#A
02/22/24	77-60	+17	W	#H

**Home 7-6, Away 4-5, Neutral 0-1**

**NORTH CAROLINA: 35-59**  
 ACC Games: 33-45 #  
 ACC Tournament: 2-13 \*  
 WNIT: 0-1 %

Date	Score	Mar.	W/L	Site
02/06/76	49-40	-9	L	H
12/04/76	60-54	-6	L	A
02/10/77	71-59	+12	W	H
12/20/77	81-58	-23	L	A
01/17/78	77-66	-11	L	#H
01/10/79	85-56	-29	L	#A
02/08/79	86-51	-35	L	*N
01/05/80	66-65	-1	L (ot)	#H
03/21/80	68-61	-7	L	%N
11/29/80	55-51	-4	L	#A
01/09/82	74-65	-9	L	#A
02/03/82	62-60	-2	L	#H
01/15/83	78-74	+4	W (ot)	#H
02/12/83	88-78	-10	L	#A
01/14/84	85-72	-13	L	#A
02/09/84	88-72	+16	W	#H
03/03/84	96-68	-28	L	*N
01/13/85	64-62	+2	W (ot)	#H

02/05/85	77-75	-2	L	#A
03/02/85	76-55	-21	L	*N
01/25/86	84-79	+5	W	#A
02/05/86	60-58	-2	L	#H
01/10/87	81-66	+15	W	#H
01/21/87	73-63	+10	W	#A
01/30/88	81-73	+8	W	#A
02/17/88	64-57	+7	W	#H
01/18/89	92-64	+28	W	#H
02/01/89	87-79	+8	W	#A
01/22/90	81-63	+18	W	#A
02/15/90	95-46	+49	W	#H
01/29/91	92-67	+25	W	#A
02/06/91	97-60	+37	W	#H
03/02/91	90-69	+21	W	*N
01/08/92	83-68	+15	W	#H
02/26/92	65-52	+13	W	#H
03/08/92	74-55	+19	W	*N
01/03/93	72-65	-7	L	#A
02/09/93	73-67	+6	W	#H
01/12/94	77-75	+2	W	#A
02/09/94	83-74	+9	W	#H
03/06/94	77-60	-17	L	*N
01/31/95	80-64	+16	W	#H
02/05/95	88-78	+10	W	#A
01/31/96	87-71	+16	W	#H
02/12/96	83-70	+13	W	#A
02/12/97	75-71	-4	L	#H
02/23/97	70-65	-5	L	#A
01/15/98	105-100	+5	W (3ot)	#A
02/15/98	85-84	-1	L (2ot)	#H
02/27/98	76-56	-20	L	*N
01/18/99	79-68	-11	L	#H
02/14/99	82-80	-2	L (ot)	#A
02/28/99	83-70	-13	L	*N
01/06/00	87-68	+9	W	#H
02/07/00	66-63	-3	L (ot)	#A
03/05/00	67-63	-4	L	*N
01/11/01	78-76	+2	W	#A
02/11/01	76-73	+3	W	#H
01/27/02	79-64	-15	L	#A
02/21/02	78-68	-10	L	#H
01/30/03	74-54	-20	L	#A
03/02/03	69-59	+10	W	#H
03/09/03	88-78	-10	L	*N
01/29/04	75-70	-5	L	#H
02/29/04	70-64	-6	L	#A
03/06/04	64-45	-19	L	*N
02/07/05	76-56	-20	L	#H
02/24/05	89-60	-29	L	#A
03/06/05	78-72	-6	L	*N
02/12/06	72-60	-12	L	#H
03/03/06	82-56	-26	L	*N
01/08/07	96-62	-34	L	*A
02/15/08	90-82	-8	L	#H
03/08/08	80-65	-15	L	*N
01/16/09	103-74	-29	L	#A
02/15/10	82-78	+4	W (2ot)	#H
01/28/11	64-52	-12	L	#A
01/05/12	78-73	-5	L (2ot)	#H
02/03/12	64-56	-8	L	#A
01/17/13	71-60	-11	L	#A
02/20/14	80-74	-6	L	#H
02/26/15	72-70	-2	L	#A
02/25/16	72-68	+4	W	#H
01/08/17	67-58	-9	L	#A
01/25/18	82-70	+12	W	#H
02/17/19	70-53	-17	L	#A
01/02/20	65-47	-18	L	#H
01/30/20	78-68	-10	L	#A
01/20/22	61-52	-9	L	#A
02/24/22	68-57	-9	L	#H
01/12/23	70-59	-11	L	#H
02/02/23	73-62	-11	L	#A
01/14/24	81-68	-13	L	#A
01/28/24	81-66	+15	W	#H

**Home 21-18, Away 12-28, Neutral 2-13**

**NC STATE: 41-43**  
 ACC Games: 38-40 #  
 ACC Tournament: 3-2 \*  
 NCAA Tournament: 0-1 \$

Date	Score	Mar.	W/L	Site
12/07/74	57-44	-13	L	A
01/31/76	60-38	-22	L	H
01/18/77	83-55	-28	L	A
01/14/78	77-62	-15	L	#H

01/31/79	88-63	-25	L	#A
02/01/80	81-79	-2	L (ot)	#H
01/31/81	98-64	-34	L	#A
02/25/81	76-71	-5	L	#H
01/23/82	69-64	-5	L	#H
02/20/82	66-55	-11	L	#A
01/12/83	67-55	-12	L	#A
02/26/83	84-69	-15	L	#H
01/12/84	75-64	+11	W	#H
02/25/84	70-66	-4	L	#A
03/17/84	86-73	-13	L	\$A
01/10/85	71-46	-25	L	#A
02/23/85	78-70	-8	L	#H
01/07/86	65-64	+1	W	#H
02/19/86	70-62	+8	W	



# UVA VS. 2024-25 OPPONENTS

### NOTRE DAME: 3-11

ACC Games: 1-12 #  
ACC Tournament: 0-2 \*  
(forfeit counts as a loss in ACC but not overall record)

Date	Score	Mar.	W/L	Site
02/22/81	68-40	+28	W	N
01/04/88	79-59	+20	W	H
01/12/14	79-72	-7	L	#H
02/05/15	75-54	-21	L	#A
01/07/16	74-46	-28	L	#H
01/07/16	74-46	-28	L	#H
01/29/17	82-74	-8	L	#A
03/03/17	76-59	-17	L	*N
02/15/18	83-69	-14	L	#H
03/02/18	83-47	-36	L	*N
03/03/19	103-66	-37	L	#A
01/26/20	90-60	+30	W	#H
01/25/22		Forfeit		
01/22/23	76-54	-22	L	#A
01/18/24	86-76	-10	L	#H

Home 2-4, Away 0-5, Neutral 1-2

### OKLAHOMA: 0-1

Date	Score	Mar.	W/L	Site
11/19/23	82-67	-15	L	H

Home 0-1, Away 0-0, Neutral 0-0

### PITTSBURGH: 7-7

ACC Games: 4-6 #  
ACC Tournament: 0-0 \*  
WNIT: 0-1 %

Date	Score	Mar.	W/L	Site
11/25/95	103-56	+47	W	H
11/22/96	64-55	+9	W	A
03/24/06	68-58	-10	L	%A
01/05/14	79-75	-4	L	#H
02/19/15	68-63	-5	L (ot)	#A
01/24/16	58-55	-3	L	#H
01/22/17	62-54	-8	L	#A
12/28/17	62-50	+12	W	#H
01/24/19	74-57	+17	W	#A
02/27/20	66-55	+11	W	#H
02/20/22	74-65	+9	W	#H
02/05/23	60-51	-9	L	#A
01/25/24	52-56	-4	L	#H

Home 5-3, Away 2-4, Neutral 0-0

### RADFORD: 8-8

VAIAW: 1-2 +

Date	Score	Mar.	W/L	Site
01/18/74	52-44	+8	L	A
02/27/75	57-37	+20	L	+N
01/24/76	54-52	-2	L	A
01/22/77	64-39	-25	L	H
03/03/77	61-56	-5	L	+N
02/07/78	67-55	-12	L	A
01/26/79	60-43	+17	W	H
03/03/79	53-49	-4	L	+N
01/29/80	54-49	+5	W	A
12/20/94	88-48	+40	W	H
12/21/98	96-56	+40	W	H
01/07/04	70-35	+35	W	H
12/06/10	76-52	+14	W	H
12/18/11	92-43	+49	W	H
11/16/14	75-47	+28	W	H
12/08/18	57-44	-13	L	H

Home 7-1, Away 1-3, Neutral 0-3

### SMU: 1-0

ACC Games: 0-0 #  
ACC Tournament: 0-0 \*

Date	Score	Mar.	W/L	Site
03/13/98	77-68	+9	W	\$N

Home 0-0, Away 0-0, Neutral 1-0

### STANFORD: 1-3

ACC Games: 0-0 #  
ACC Tournament: 0-0 \*  
NCAA Tournament: 0-3 \$

Date	Score	Mar.	W/L	Site
12/30/86	69-66	+3	W	A
03/30/90	75-66	-9	L	\$N
04/04/92	66-65	-1	L	\$N
03/22/97	91-69	-24	L	\$N

Home 0-0, Away 1-0, Neutral 0-3

### SYRACUSE: 5-11

ACC Games: 2-8 #  
ACC Tournament: 0-2 \*

Date	Score	Mar.	W/L	Site
12/29/85	85-61	+24	W	A
12/05/87	87-80	+7	W	H
12/30/99	70-59	+11	W	H
11/24/12	74-73	-1	L	N
01/26/14	84-75	-9	L	#A
01/11/15	70-58	-12	L	#A
02/11/16	91-57	-34	L	#H
01/02/17	54-49	-5	L	#A
12/31/17	68-63	+5	W	#H
01/31/19	72-68	-4	L	#A
03/07/19	67-57	-10	L	*N
02/02/20	57-41	+16	W	#H
03/05/20	67-50	-17	L	*N
02/08/22	77-70	-7	L	#H
01/26/23	90-72	-18	L	#A
02/18/24	85-79	-6	L	#H

Home 4-3, Away 1-5, Neutral 0-3

### VIRGINIA TECH: 52-19

ACC Games: 27-11 #  
ACC Tournament: 1-0 \*

Date	Score	Mar.	W/L	Site
02/04/74	39-33	-6	L	H
01/14/76	48-44	-4	L	H
12/09/76	54-52	+2	W	H
02/23/77	67-58	+9	W	A
01/09/78	54-39	+15	W	H
03/03/78	58-38	+20	W	+N
01/17/79	64-58	+6	W	A
01/14/80	48-39	+9	W	N
01/03/81	58-43	+15	W	N
03/07/81	49-41	+8	W	+N
02/06/82	63-56	-7	L	N
01/08/83	70-66	+4	W	H
01/04/84	88-70	+18	W	N
01/16/85	74-62	+12	W	H
12/10/85	87-58	+29	W	N
12/09/86	73-43	+30	W	H
12/08/87	74-57	+17	W	A
11/29/88	75-73	+2	W	H
01/03/90	79-77	+2	W	A
11/28/90	93-44	+49	W	H
12/08/92	93-59	+34	W	A
12/08/93	78-66	+12	W	H
01/13/95	69-62	-7	L	A
12/06/95	80-38	+42	W	H
02/06/97	90-41	+49	W	A
11/25/97	64-49	+15	W	H
11/30/98	81-65	-16	L	A
12/20/99	67-62	+5	W	H
11/30/00	57-56	-1	L	A
11/29/01	60-58	+2	W	H
12/03/02	72-56	-16	L	A
12/23/03	63-62	-1	L	H
01/28/05	70-67	+3	W	#H
02/13/05	61-58	+3	W	#A
01/16/06	78-59	+19	W	#A
02/02/06	65-54	-11	L	#H
01/22/07	60-58	-2	L	#H
02/15/07	79-76	+3	W	#A
01/13/08	70-57	+13	W	#H
02/17/08	62-53	+9	W	#A
01/21/09	75-69	+6	W	#A
02/08/09	69-61	+8	W	#H
03/05/09	66-57	+9	W	*N
01/18/10	70-56	+14	W	#A
02/28/10	55-46	+9	W	#H
01/23/11	72-37	+35	W	#H
02/27/11	73-71	+2	W	#A
01/12/12	52-39	+13	W	#H
02/19/12	66-40	+26	W	#A
01/03/13	52-48	+16	W	#H
02/10/13	50-47	+3	W	#A
01/09/14	67-60	+7	W	#A
02/16/14	80-64	+16	W	#H
01/04/15	62-47	+15	W	#A
02/22/15	73-59	+14	W	#H
02/07/16	66-46	-20	L	#H
02/28/16	60-55	-5	L	#A
01/26/17	76-27	+49	W	#H
02/23/17	63-55	+8	W	#A
01/21/18	61-52	+9	W	#H
02/11/18	64-62	+2	W	#A
01/10/19	62-58	+4	W	#H
02/28/19	63-45	-18	L	#A
01/19/20	69-61	-8	L	#H
02/23/20	86-76	+10	W	#A
01/18/22	69-52	-17	L	#A
01/27/22	71-42	-29	L	#H
01/05/23	74-66	-8	L	#A
01/29/23	72-60	-12	L	#H
02/01/24	76-63	-13	L	#A
03/03/24	80-75	+5	W	#H

Home 25-9, Away 20-9, Neutral 7-1

### WAKE FOREST: 71-11

ACC Games: 62-7 #  
ACC Tournament: 7-4 \*

Date	Score	Mar.	W/L	Site
02/05/76	71-62	+9	W	H
12/03/76	67-51	+16	W	A
01/13/78	60-59	-1	L	#H
01/08/79	87-54	+33	W	#A
01/02/80	78-35	+43	W	#H
11/30/80	92-51	+41	W	#A
02/10/82	82-48	+34	W	#H
01/28/83	79-69	+10	W	#A
12/07/83	78-69	+9	W	#A
02/11/84	82-66	+16	W	#H
11/30/84	77-66	+11	W	#A
01/26/85	73-53	+20	W	#H
01/21/86	75-42	+33	W	#A
02/12/86	66-59	+7	W	#H
01/07/87	105-58	+47	W	#H
02/02/87	70-61	+9	W	#A
02/28/87	70-56	+14	W	*N
01/06/88	70-61	+9	W	#H
02/10/88	81-67	+14	W	#A
01/28/89	80-74	+6	W	#H
02/08/89	94-76	+18	W	#A
03/04/89	68-67	+1	W (ot)	*N
01/27/90	58-55	+3	W	#H
02/07/90	62-61	+1	W	#A
01/24/91	87-80	+7	W	#A
02/14/91	98-66	+32	W	#H
11/22/92	78-44	+34	W	#A
02/05/92	78-55	+23	W	#H
01/27/93	82-78	+4	W	#A
02/17/93	87-67	+20	W	#H
03/06/93	74-46	+28	W	*N
01/29/94	80-55	+25	W	#H
02/15/94	62-54	+8	W	#A
03/04/94	73-54	+19	W	*N
01/05/95	96-39	+57	W	#H
02/03/95	88-58	+30	W	#A
01/04/96	80-70	+10	W	#A
02/19/96	77-55	+22	W	#H
12/07/96	73-57	+16	W	#H
01/22/97	74-43	+31	W	#A
01/18/98	65-55	+10	W	#H
02/18/98	60-51	+9	W	#A
12/04/98	65-45	+20	W	#H
01/28/99	81-50	+31	W	#A
02/27/99	71-67	+4	W	*N
01/27/00	58-47	+11	W	#A
02/27/00	77-71	+6	W	#H
03/03/00	72-47	+25	W	*N
12/09/00	77-6	+16	W	#A
01/28/01	76-73	+3	W (2ot)	#H
01/13/02	65-51	+14	W	#H
02/14/02	61-55	+6	W (ot)	#A
01/05/03	77-66	-11	L	#H
02/06/03	64-44	+20	W	#H
02/01/04	62-61	+1	W	#A
02/26/04	75-61	+14	W	#H
01/06/05	85-83	+2	W (ot)	#A
02/27/05	57-54	+3	W	#H
02/18/06	81-70	+11	W	#A
01/11/07	77-70	+7	W	#H
01/06/08	69-50	+19	W	#A
01/11/09	77-59	+18	W	#H
01/31/10	64-57	-7	L	#A
02/03/11	73-46	+27	W	#H
03/03/11	74-68	-6	L	*N
02/24/12	61-55	+6	W	#H
01/27/13	69-64	+5	W	#A
02/25/13	73-68	-5	L	#H
01/30/14	64-59	+5	W	#A
01/08/15	72-70	+2	W	#H
01/10/16	52-50	+2	W	#A
03/02/17	61-44	+17	W	*N
02/25/18	48-41	+7	W	#A
01/27/19	52-42	-10	L	#H
01/16/20	62-56	-6	L	#A
02/13/22	68-53	-15	L	#A
03/02/22	61-53	-8	L	*N
11/13/22	72-52	+20	W	#H
03/01/23	68-57	-11	L	*N
02/11/24	87-79	+8	W	#A
03/06/24	58-55	-3	L	*N

Home 32-3, Away 32-4, Neutral 7-4

WASHINGTON STATE: FIRST MEETING



## ALL-TIME TOURNAMENT RESULTS

1975	Virginia Invitational	4th
1976	Virginia Invitational	4th
1977	North Carolina Christmas Tournament	4th
1978	Princeton Tournament	nd
1979	Virginia Tip-Off Tournament	1st
1980	Virginia Tip-Off Tournament	1st
	Queens Tournament	1st
1981	Virginia Tip-Off Tournament	1st
	Queens Tournament	3rd
1982	Shoney's Cavalier Classic	1st
1983	Shoney's Cavalier Classic	1st
	Boston College Tournament	2nd
1984	Investors Classic	1st
	Women's Court Classic	unbeaten
1985	Sunshine Classic	unbeaten
	Investors Classic	1st
	Carrier Classic	1st
1986	Investors Classic	1st
	Cardinal Classic	1st
1987	Investors Classic	1st
	Orange Bowl/Burger King Cl.	3rd
1988	Investors Classic	1st
	Wildcat Classic	1st
1989	Wahine Classic	2nd
	Investors Classic	1st
	Bell Atlantic Holiday Tourn.	1st
1990	Cavalier Classic	1st
	Pepsi-Church's Holiday Classic	1st
1991	Cavalier Classic	1st
	LA Gear Classic	1st
1992	Coca Cola/Holiday Inn Classic	1st
	Take it to Court Super Shootout	2nd
1993	Coca Cola/Holiday Inn Classic	1st
	Saint Joseph's Hawk Classic	2nd
1994	Wahine Classic	3rd
	Central Fidelity Invite	3rd
1996	Florida International Holiday Cl.	1st
1998	Cavalier Classic	2nd
1999	Wahine Classic	3rd
	Cavalier Classic	1st
2000	Preseason WNIT	4th
2001	Tulane's DoubleTree Classic	2nd
2002	Florida's State Farm Classic	2nd
2003	Rainbow Wahine Classic	4th
	Cavalier Classic	2nd
2004	Women's Sports Foundation Cl.	3rd
	Mildred & Roger L. White Invite	2nd
	Cavalier Classic	1st
2005	Paradise Jam	2nd
	Cavalier Classic	1st
2006	Junkanoo Jam	3rd
	Marriott Cavalier Classic	1st
2007	Rainbow Wahine Classic	2nd
	Marriott Cavalier Classic	1st
2008	WBCA Classic	2nd
	Marriott Cavalier Classic	1st
2009	Junkanoo Jam	1st
	Marriott Cavalier Classic	1st
2010	Paradise Jam	3rd
	Marriott Cavalier Classic	1st
2011	Waikiki Beach Marriott Showdown	3rd
	Marriott Cavalier Classic	1st
2012	San Juan Shootout	2nd
	Holiday Inn Univ Cavalier Classic	1st
2013	Junkanoo Jam	3rd
	FGCU Hilton Garden Inn Classic	1st
	Hilton Garden Inn Cavalier Classic	1st
2014	FIU Thanksgiving Classic	3rd
	HGI Cavalier Classic	1-1
2015	Paradise Jam	1-2
	HGI Cavalier Classic	2-0
2016	South Point Shootout	1-1
	Cavalier Classic	2-0
2017	Cavalier Classic	1-1
	West Palm Invitational	2-0

2018	Cavalier Classic	1-1
	Florida Sunshine Classic	1-1
2019	Cavalier Classic	1-1
	Duel in the Desert	1-1
2021	Cavalier Classic	0-2
2022	Cavalier Classic	2-0

### CAVALIER CLASSIC

Started as the precursor to the ACC Tournament, the Cavalier Classic's official name has changed several times through the years. North Carolina captured the first title in 1976, while NC State won the event in 1977 and Auburn took home the title in 1998. Virginia captured 24 of the 29 Cavalier Classic team titles since the tournament began in 1976. Since 2014, the tournament has deviated from the previous format and does not have a declared champion, playing instead as a true "classic" tournament with set match-ups.

### CHAMPIONSHIP GAME RESULTS

1976	North Carolina 69, Maryland 68
1977	NC State 69, #13 Maryland 64
1979	Virginia 74, Duke 58
1980	Virginia 54, Navy 47
1981	Virginia 83, Mount St. Mary's 70
1982	Virginia 68, Mount St. Mary's 62
1983	Virginia 88, #15 Penn State 69
1984	Virginia 57, North Carolina Charlotte 56
1985	Virginia 61, Northeastern 42
1986	Virginia 78, St. John's 42
1987	Virginia 87, Syracuse 50
1988	#10 Virginia 107, Georgetown 44
1989	Virginia 74, #9 UNLV 73
1990	Virginia 92, Florida State 77
1991	Virginia 92, West Virginia 63
1998	Auburn 79, Virginia 61
1999	Virginia 70, Syracuse 59
2003	#7/6 Minnesota 73, Virginia 53
2004	Virginia 98, James Madison 52
2005	Virginia 80, Yale 41
2006	Virginia 81, UAB 63
2007	Virginia 78, Marshall 56
2008	Virginia 68, Louisiana Tech 52
2009	Virginia 63, Liberty 54
2010	Virginia 83, ETSU 66
2011	Virginia 53, UMass 38
2012	Virginia 54, Xavier 45
2013	Virginia 69, Princeton 57
2014-22	No Championship Game

## ACC/BIG TEN CHALLENGE

The ACC/Big Ten Challenge ran from 2007-2022 and was replaced by the ACC/SEC Challenge starting in 2023.

### VIRGINIA 6-8 RECORD

2007: Virginia 84, Wisconsin 60  
 2008: Virginia 63, Illinois 39  
 2009: Virginia 56, Purdue 49  
 2010: Ohio State 74, Virginia 46  
 2011: Virginia 65, Indiana 49  
 2012: Virginia 90, Minnesota 68  
 2013: Michigan 73, Virginia 53  
 2014: Illinois 86, Virginia 63  
 2015: Iowa 85, Virginia 73  
 2016: Northwestern 69, Virginia 60  
 2017: Maryland 60, Virginia 59  
 2018: Michigan State 91, Virginia 66  
 2019: Rutgers 73, Virginia 63  
 2020: no challenge because of COVID-19  
 2021: DNP (was the one ACC left out of the challenge)  
 2022: Virginia 89, Penn State 68

### ACC/SEC CHALLENGE

The inaugural ACC/SEC Challenge will commence this season when the Cavaliers host Missouri on Nov. 30, 2023 in John Paul Jones Arena.

### VIRGINIA 1-0 RECORD

2023: Virginia 87, Missouri 81 (OT)

### CAYMAN ISLANDS CLASSIC

For the first time in program history, Virginia will participate in the Cayman Islands Classic in George Town, Grand Cayman, where the Cavaliers will face Tulane (Nov. 24) and reigning-national champion LSU (Nov. 25). In addition to the Cavaliers, Green Wave and Tigers, the tournament will also feature Kansas, Niagara, UCLA, UConn and Virginia Tech.

### VIRGINIA 1-1 RECORD

2023: Virginia 81, Tulane 59  
 #7 LSU 76, Virginia 73

### DISCOVER PUERTO RICO SHOOTOUT

For the first time in program history, Virginia will participate in the Discover Puerto Rico Shootout in San Juan, Puerto Rico where the Cavaliers will face Green Bay (Nov. 28), Washington State (Nov. 29) and Wyoming (Nov. 30). In addition to Virginia, Green Bay and Wyoming, Drake and Norfolk State will also participate in the event.



# COACHING HISTORY

## BARBARA KELLY

Yrs.	Record	ACC	Finish
1973-74	10-5		
1974-75	15-7		
<b>Total</b>	<b>25-12 (.676)</b>		

## 1974-75 (2)

## DAN BONNER

Yrs.	Record	ACC	Finish
1975-76	12-9		
1976-77	10-11		
<b>Total</b>	<b>22-20 (.524)</b>		

## 1976-77 (2)

## DEBBIE RYAN

Yrs.	Record	ACC	Finish
1977-78	8-17	1-5	6th
1978-79	16-12	2-4	6th
1979-80	20-12	3-5	6th
1980-81	22-10	5-2	4th
1981-82	17-11	2-5	5th
1982-83	15-13	4-9	6th
1983-84	22-7	11-3	1st
1984-85	21-8	9-5	3rd
1985-86	26-3	13-1	1st
1986-87	26-5	12-2	1st
1987-88	27-5	12-2	T-1st
1988-89	21-10	8-6	4th
1989-90	29-6	11-3	#2nd
1990-91	31-3	14-0	1st
1991-92	32-2	15-1	#1st
1992-93	26-6	13-3	#1st
1993-94	27-5	15-1	1st
1994-95	27-5	16-0	1st
1995-96	26-7	13-3	1st
1996-97	23-8	12-4	2nd
1997-98	19-10	9-7	5th
1998-99	20-9	12-4	2nd
1999-00	25-9	13-3	1st
2000-01	18-14	8-8	5th
2001-02	17-13	9-7	T3
2002-03	17-14	9-7	3rd
2003-04	13-16	6-10	7th
2004-05	21-11	8-6	5th
2005-06	20-12	5-9	9th
2006-07	19-15	5-9	8th
2007-08	24-10	10-4	T-3rd
2008-09	24-10	8-6	T-5th
2009-10	21-10	9-5	3rd
2010-11	19-16	5-9	T-8th
<b>Total</b>	<b>739-324</b>	<b>307-158</b>	

## 1978-2011 (34)

## JOANNE BOYLE

Yrs.	Record	ACC	Finish
2011-12	25-11	9-7	T-5th
2012-13	16-14	8-10	6th
2013-14	14-17	6-10	10th
2014-15	17-14	7-9	9th
2015-16	18-16	6-10	9th
2016-17	20-13	7-9	8th
2017-18	19-14	10-6	T-6th
<b>Total</b>	<b>129-99</b>	<b>52-64</b>	

## 2012-18 (7)

## TINA THOMPSON

Yrs.	Record	ACC	Finish
2018-19	12-19	5-11	12th
2019-20	13-17	8-10	9th
2020-21	0-5	0-2	N/A
2021-22	5-22	2-14	T-14th
<b>Total</b>	<b>30-63</b>	<b>15-37</b>	

## 2019-22 (4)

## AMAKA

## AGUGUA-HAMILTON 2023-pres. (1)

Yrs.	Record	ACC	Finish
2022-23	15-15	4-14	T-14th
2023-24	16-16	7-11	T-10th

## ASSISTANT COACHES

Name	Seasons	Name	Seasons
Bob Plybon	1974 (1)	Jeff House	2005-2009 (4)
Brenda Langdon	1975 (1)	Angel Elderkin	2007-11 (4)
Debbie Ryan	1976-77 (2)	Wendy Palmer	2009-11 (2)
Mika Long	1978-81 (4)	Katie O'Connor	2012 (1)
Geno Auriemma	1982-85 (4)	Ashley Earley	2013 (1)
Charlene Curtis	1982-83 (2)	Cory McNeill	2012-16 (5)
Melissa Mahony	1984-85(2)	Kim McNeill	2012-16 (5)
Frank DiLeo	1986-93 (8)	Tim Taylor	2001-2005, 2010-11, 2017-18 (9)
Shawn Campbell	1986-00 (15)	La'Keshia Frett Meredith	2014-19 (6)
Kathy Ryan	1987-89 (3)	Katherine Graham	2017-18 (2)
Melissa Wiggins	1990-93 (4)	Jayma Sharp	2019 (1)
Tammi Reiss	1994-96 (3)	Karleen Thompson	2019-22 (4)
Kelly Watts	1994 (1)	Monica Wright Rogers	2020-21 (2)
Audra Smith	1995-2004 (10)	Walter Pitts	2020-22 (3)
Jenny Kuziemski	1997-99 (3)	James Posey	2022 (1)
Nikki Caldwell	2000-02 (3)	CJ Jones	2023-pres.
Daryl Oliver	2003-04 (2)	Tori Jankoska	2023-pres.
Jennifer Hoover	2005-07 (3)	Alysiah Bond	2023-pres.
Tom Garrick	2004 (0)	Janko Popovic	2024-pres.
Curtis Loyd	2004-2009 (5)		



**BARBARA KELLY**



**DAN BONNER**




**DEBBIE RYAN**



**JOANNE BOYLE**


# ACADEMIC ALL-AMERICANS



**VAL ACKERMAN**  
1980, 1981  
Political Social Thought




**CATHY GRIMES**  
1983, 1985  
English & Spanish




**TAMMI REISS**  
1992  
Sports Management



**HEATHER BURGE**  
1992, 1993  
Spanish & Drama



**DENA EVANS**  
1993  
Economics



**JENNY BOUCEK**  
1995, 1996  
Sports Medicine



**JOCelyn WILLOUGHBY**  
2020  
Batten School of Public Policy

## ACADEMIC ALL-AMERICAN

1980	Valerie Ackerman (2nd)
1981	Valerie Ackerman (1st)
1983	Cathy Grimes (2nd)
1985	Cathy Grimes (1st)
1992	Heather Burge (2nd)
	Tammi Reiss (3rd)
1993	Dena Evans (1st)
	Heather Burge (2nd)
1995	Jenny Boucek (3rd)
1996	Jenny Boucek (2nd)
2020	Jocelyn Willoughby (2nd)

## ACADEMIC ALL-DISTRICT III

1992	Heather Burge
	Dena Evans
	Tammi Reiss
1993	Heather Burge
	Dena Evans
1995	Jenny Boucek
1996	Jenny Boucek
2019	Jocelyn Willoughby
2020	Jocelyn Willoughby

## ACADEMIC ALL-AMERICA HALL OF FAME

1999	Val Ackerman
------	--------------

## ALL-TIME ACADEMIC ALL-AMERICAN

1997	Tammi Reiss
------	-------------

## NCAA POSTGRADUATE SCHOLARSHIP

1985	Cathy Grimes
2020	Jocelyn Willoughby

## ACC POSTGRADUATE SCHOLARSHIP

1985	Cathy Grimes
2001	Katie Tracy
2013	Simone Egwu
2017	Breyana Mason



# ACADEMIC ALL-AMERICAN HALL OF FAME

2024-25 FACT BOOK



## VAL ACKERMAN

In June of 1999, Val Ackerman was inducted into the GTE Academic All-America Hall of Fame. Ackerman is a 1981 graduate of the University of Virginia where she was a four-year starter for the women's basketball team and a two-time Academic All-American selection. She graduated with high distinction and received the Jettie Hill Award for the highest grade-point average among UVA women athletes. Ackerman played basketball professionally for one year in France before attending law school at UCLA where she earned her degree in 1985. Following two years of work at the New York City law firm of Simpson Thacher & Bartlett, Ackerman was hired by the National Basketball Association (NBA) as a staff attorney in 1988. From 1990-92, she served as special assistant to NBA Commissioner David Stern before being named vice president of business affairs in 1994.

In August 1996, Ackerman was appointed president of the Women's National Basketball Association (WNBA). A member of the Board of Directors of USA Basketball, she was a driving force behind the creation of the 1995-96 USA Basketball Women's National Team that compiled a 60-0 record during a year-long tour against college and international opponents, and won the gold medal at the 1996 Summer Olympics in Atlanta. In March 2005, Ackerman became president of USA Basketball. She also serves on the board of the Naismith Memorial Basketball Hall of Fame.

Ackerman received the University of Virginia Distinguished Alumna Award in October of 1997. The UVA Women's Center established the annual award to honor a female UVA graduate who has demonstrated excellence, leadership, and extraordinary commitment to her field, and who used her talents as a positive force for change.







## #11 DONNA HOLT

Guard • 1985-88

### HONORS

- Kodak All-American, 1987, 1988
- ACC Player of the Year, 1988
- All-ACC, 1986, 1987, 1988
- ACC All-Tournament Team, 1987, 1988
- ACC All-Tournament Team MVP, 1987
- ACC Player of the Week (twice)
- ACC Silver Anniversary Team
- VaSID All-State, 1988
- Second women's basketball player in school history to have her jersey retired

### CAREER RECORDS

- No. 1 in steals (529)
- No. 3 in assists (561)
- No. 5 in free throws made (347)
- No. 9 in scoring (1634 points)

### SEASON RECORDS

- No. 1 in FT percentage (.848), 1987
- No. 1 in steals (164), 1987
- No. 1 in steals as a sophomore (133), 1986
- No. 1 in steals as a junior (164), 1987
- No. 1 in steals as a senior (131), 1988
- No. 1 in 3-point FG percentage (.383), 1988
- No. 2 in steals (133), 1986
- No. 4 in steals (131), 1988
- No. 5 in assists (176), 1987
- No. 8 in assists (155), 1988
- No. 10 in steals (101), 1985

### GAME RECORDS

- Tied for No. 1 in steals (10), 1-28-86

## #32 WENDY PALMER

Forward • 1993-96

### HONORS

- Kodak All-American, 1995, 1996
- Associated Press All-American, 1995, 1996
- USBWA All-American, 1995, 1996
- ACC Player of the Year, 1995, 1996
- All-ACC, 1994, 1995, 1996
- ACC All-Freshman Team, 1993
- ACC All-Tournament Team, 1994, 1995, 1996
- ACC Player of the Week (six times)
- ACC Rookie of the Week (three times)
- ACC Legend Inductee, 2005
- State Player of the Year, 1995, 1996
- VaSID All-State, 1994, 1995, 1996
- Richmond Times-Dispatch All-State, 1995, 1996
- Richmond Times-Dispatch Player of the Year, 1995

### CAREER RECORDS

- No. 1 in rebounds (1,221)
- No. 3 in field goals (780)
- No. 2 in FG percentage (.552)
- No. 4 in points (1,918)
- No. 6 in scoring average (15.2)
- No. 6 in field goal attempts (1,412)
- No. 9 in free throws (327)
- No. 9 in steals (219)

### SEASON RECORDS

- No. 1 in scoring (540), 1994
- No. 1 in scoring (546), 1995
- No. 1 in FG% as a freshman (.614), 1993
- No. 1 in FG% as a junior (.566), 1995
- No. 1 in rebounds as a junior (327), 1995
- No. 1 in rebounds as a senior (358), 1996
- No. 2 in FG percentage (.614), 1993
- No. 2 in rebounds (358), 1996
- No. 3 in rebounds (327), 1995
- No. 5 in field goals (227), 1995
- No. 5 in rebounds (323), 1994
- No. 9 in points (546), 1995
- No. 9 in scoring average (17.6)
- No. 10 in points (540), 1994

### GAME RECORDS

- No. 1 in field goal percentage (100.0, 9-9 vs. Cleveland St., 1-29-95)
- No. 2 in points (39), 1-25-95

## #32 TAMMI REISS

Guard • 1989-92

### HONORS

- All-Time Academic All-American, 1997
- Academic All-American, 1992
- Academic All-ACC, 1990, 1991, 1992
- Kodak All-American, 1991
- USBWA All-American, 1992
- All-ACC, 1989, 1990, 1991, 1992
- ACC All-Tournament Team, 1990, 1992
- ACC Player of the Week (three times)
- Richmond Times-Dispatch All-State, 1990, 1991

### CAREER RECORDS

- No. 1 in 3-point FG percentage (.416)
- No. 2 in free throws (437)
- No. 4 in points (1,842)
- No. 4 in three-pointers (139)
- No. 6 in scoring average (14.5)
- No. 7 in field goals (633)
- No. 7 in field goal percentage (.481)
- No. 8 in field goals attempted (1315)
- No. 9 in assists (380)

### SEASON RECORDS

- No. 1 in field goal percentage (.474), 1990
- No. 1 in 3-point FG percentage (.397), 1991
- No. 1 in free throws by a senior (145), 1992
- No. 1 in free throw percentage (.790), 1990
- No. 1 in free throw percentage (.815), 1992
- No. 2 in free throws (145), 1992
- No. 6 in free throws (128), 1990
- No. 8 in points (556), 1992

### GAME RECORDS

- No. 1 in free throw percentage (1.000, 12-12 vs. Wake Forest, 1-24-91)



## #24 DAWN STALEY

Guard • 1989-92

### HONORS

- Honda-Broderick Cup Award, 1991
- Champion USA Player of the Year, 1991, 1992
- WBCA Player of the Year, 1991, 1992
- Naismith Player of the Year, 1991, 1992
- USBWA Player of the Year, 1991, 1992
- Sports Illustrated Player of the Year, 1991
- Honda Basketball Sports Award, 1991
- Outstanding Phila. Amateur Athlete, 1991
- USBWA All-American, 1991, 1992
- Kodak All-American, 1990, 1991, 1992
- ACC Female Athlete of the Year, 1991, 1992
- ACC Player of the Year, 1991, 1992
- All-ACC, 1989, 1990, 1991, 1992
- MVP of the ACC Tournament, 1992
- ACC All-Tournament Team, 90, 91, 92
- VaSID Player of the Year, 1990, 91, 92
- VaSID All-State, 1990, 1991, 1992
- MVP of the NCAA Final Four, 1991
- Final Four All-Tournament Team, 91, 92
- MVP of NCAA Regional, 90, 91, 92
- NCAA Regional All-Tourn. Team, 90, 91, 92

### CAREER RECORDS

- No. 1 in points (2135)
- No. 1 in scoring average (16.3)
- No. 1 in field goal attempts (1637)
- No. 1 in free throws (505)
- No. 1 in assists (729)
- No. 2 in steals (454)
- No. 3 in field goals (753)

### SEASON RECORDS

- No. 1 in scoring (18.5), 1989
- No. 1 in scoring (17.9), 1990
- No. 1 in 3-point percentage (.346), 1990
- No. 1 in free throws (147), 1989
- No. 1 in assists (235), 1991
- No. 1 in assists by a junior (235), 1991
- No. 1 in assists by a senior (209), 1992
- No. 1 in FG by a freshman (431), 1989
- No. 1 in FT by a freshman (147), 1989
- No. 1 in FT by a sophomore (132), 1990

### GAME RECORDS

- No. 1 in points in an NCAA Tournament game (32 vs. Penn State, 3-18-90)
- No. 1 in steals (10 vs. Temple, 11-20-91)
- No. 3 in points (37 at Wake Forest, 2-8-89)

## #22 MONICA WRIGHT

Guard • 2007-10

### HONORS

- First Team Associated Press All-American, 2010
- First Team WBCA State Farm Coaches All-American, 2010
- First Team USBWA All-American, 2010
- WBCA National Defensive Player of the Year, 2010
- ACC Player of the Year, 2010
- ACC Defensive Player of the Year, 2010
- VaSID Player of the Year, 2010
- Richmond Times-Dispatch State Player of the Year, 2010
- All-ACC, 2008-10
- ACC All-Tournament Team, 2008, 2010
- ACC Player of the Week (eight times)
- ACC Rookie of the Year, 2007

### CAREER RECORDS

- No. 1 in scoring (2540)
- No. 1 in scoring average (19.1)
- No. 1 in field goals made (962)
- No. 1 in field goal attempts (2207)
- No. 1 in games with at least 25 points (28)

### SEASON RECORDS

- No. 1 in scoring (734 points, 2010)
- No. 1 in scoring average (23.7, 2010)
- No. 1 in field goals made (271, 2009)
- No. 1 in field goal attempts (646, 2009)
- No. 1 in free throws made (163, 2010)

## RETIRED NUMBERS

#11  
DONNA HOLT

#22  
MONICA WRIGHT

#24  
DAWN STALEY

#25  
CATHY GRIMES

#31  
WENDY PALMER

## RETIRED JERSEYS

#22  
MONICA WRIGHT

# CAVALIERS IN THE WNBA



2024-25 FACT BOOK



JENNY BOUCEK



HEATHER BURGE



HEIDI BURGE



WENDY PALMER



TAMMI REISS



DAWN STALEY



TORA SUBER



SHARNEE ZOLL



DEMYA WALKER



JOCELYN WILLOUGHBY



MONICA WRIGHT



# CAVALIERS IN THE WNBA

2024-25 FACT BOOK

## CAVALIERS TAKEN IN THE WNBA DRAFT

### Wendy Palmer\*

1997 Elite Draft, Utah Starzz, 2nd Round, 1st pick (9th overall)

### Tammi Reiss\*

1997, Utah Starzz, 1st Round, 5th pick

### Tora Suber

1997, Charlotte Sting, 1st Round, 7th pick

### Dawn Staley\*

1999, Charlotte Sting, 1st Round, 9th pick

### Lesley Brown

2000 Expansion Draft, Miami Sol, 19th pick

### Renee Robinson

2000, Indiana Fever, 4th round, 9th pick

### Svetlana Volnaya

2001, Detroit Shock, 3rd Round, 6th pick (38th overall)

### Telisha Quarles

2003, Phoenix Mercury, 3rd Round, 4th pick

### Sharnee Zoll

2008, LA Sparks, 3rd Round, 1st Pick (29th overall)

### Lyndra Littles

2009 Connecticut Sun, 2nd Round, 4th Pick (17th overall)

### Monica Wright

2010 Minnesota Lynx, 1st Round, 2nd pick

### Jocelyn Willoughby

2020 Phoenix Mercury, 1st Round, 10th pick

*\*Palmer and Staley has graduated and were playing professionally before being drafted, with Staley being drafted in the third WNBA draft, joining the league in its third season. Reiss graduated in 1992, but never played professionally. Instead, she was an assistant coach at UVA prior to the 1997 draft (from 93-96). Tora Suber had just finished her senior season in 1997 and was the first Cavalier drafted right after the end of her collegiate playing career*

## CAVALIER IN THE NBA

### Jenny Boucek

2017-2018 Sacramento Kings (assistant)  
2018-2020 Dallas Mavericks (assistant)  
2021-pres. Indiana Pacers (assistant)

On October 20, 2017, Boucek was announced as a player development coach for the Sacramento Kings, becoming the third woman assistant coach in NBA history.

On July 19, 2018, Boucek was announced as an assistant coach for the Dallas Mavericks, becoming the first female assistant coach in franchise history.



## CAVALIERS WHO HAVE PLAYED IN THE WNBA

### Heidi Burge

LA Sparks 1997, Washington Mystics 1998

### Jenny Boucek

Cleveland Rockers 1997

### Wendy Palmer

Utah Starzz 1997-99; Detroit Shock 1999-02; Orlando Miracle 2002; Connecticut Sun 2003-04; San Antonio Silver Stars 2005; Seattle Storm 2006-07

### Tammi Reiss

Utah Starzz 1997-98

### Tora Suber

Charlotte Sting 1997-98; Orlando Miracle 1999

### Heather Burge

Sacramento Monarchs 1999

### Dawn Staley

Charlotte Sting 1999-2005; Houston Comets 2005-06

### Lesley Brown

Miami Sol, 2000

### DeMya Walker

Portland Fire 2000-02; Sacramento Monarchs 2003-09; Connecticut Sun 2010-11; Washington Mystics 2011; New York Liberty 2012-13

### Sharneé Zoll

Minnesota Lynx 2008, Chicago Sky 2013

### Monica Wright

Minnesota Lynx 2010-15; Seattle Storm 2015-16

### Jocelyn Willoughby

New York Liberty 2020-present

## WNBA CHAMPIONS

### DeMya Walker

2005 Sacramento Monarchs

### Monica Wright

2011 Minnesota Lynx, 2013 Minnesota Lynx



# NATIONAL HONORS



## NAISMITH PLAYER OF THE YEAR

Presented by the Atlanta Tipoff Club

- 1991 Dawn Staley
- 1992 Dawn Staley

## NAISMITH NATIONAL COACH OF THE YEAR

Presented by the Atlanta Tipoff Club

- 1991 Debbie Ryan

## USBWA PLAYER OF THE YEAR

- 1991 Dawn Staley
- 1992 Dawn Staley

## USBWA COACH OF THE YEAR

- 1991 Debbie Ryan

## CHAMPION USA PLAYER OF THE YEAR

- 1991 Dawn Staley
- 1992 Dawn Staley

## WBCA PLAYER OF THE YEAR

- 1991 Dawn Staley
- 1992 Dawn Staley

## SPORTS ILLUSTRATED PLAYER OF THE YEAR

- 1991 Dawn Staley

## HONDA BRODERICK AWARD COLLEGIATE WOMAN ATHLETE OF THE YEAR

- 1991 Dawn Staley

## HONDA SPORTS AWARD BASKETBALL

- 1991 Dawn Staley

## FRANCIS POMEROY NAISMITH PLAYER OF THE YEAR

National Player of the Year Under 5-6

- 1993 Dena Evans

## WBCA DEFENSIVE PLAYER OF THE YEAR

- 2010 Monica Wright

## GBALLMAG.COM NATIONAL FRESHMAN OF THE YEAR

- 2002 Brandi Teamer

## ASSOCIATED PRESS ALL-AMERICA

- 1995 Wendy Palmer (2nd)
- 1996 Wendy Palmer (2nd)
- 1997 Tora Suber (HM)
- 1999 DeMya Walker (HM)
- 2008 Monica Wright (HM)
- 2009 Monica Wright (HM)
- 2010 Monica Wright (1st)

## USBWA ALL-AMERICA

- 1991 Dawn Staley
- 1992 Dawn Staley
- Tammi Reiss (2nd)
- 1995 Wendy Palmer
- 1996 Wendy Palmer
- 2010 Monica Wright

## STATE FARM/WBCA ALL-AMERICA

- 1987 Donna Holt
- 1988 Donna Holt
- 1990 Dawn Staley
- 1991 Dawn Staley
- 1992 Tammi Reiss
- Dawn Staley
- 1995 Wendy Palmer
- 1996 Wendy Palmer
- 2010 Monica Wright
- 2020 Jocelyn Willoughby (HM)

## KODAK DISTRICT ALL-AMERICA/WBCA ALL-DISTRICT

- 1984 Cathy Grimes
- 1986 Donna Holt
- Nancy Mayer
- Dawn Staley
- 1991 Tonya Cardoza
- Tammi Reiss
- Dawn Staley
- 1992 Tammi Reiss
- Dawn Staley
- 1993 Heather Burge
- 1994 Wendy Palmer
- 1995 Wendy Palmer
- 1996 Wendy Palmer
- 1998 DeMya Walker
- 1999 DeMya Walker
- 2000 Schuye LaRue
- Svetlana Volnaya
- 2001 Schuye LaRue
- 2008 Monica Wright
- 2009 Monica Wright
- 2010 Monica Wright
- 2020 Jocelyn Willoughby

## CONVERSE DISTRICT III COACH OF THE YEAR

- 1986 Debbie Ryan
- 1987 Debbie Ryan



Two-time (1991-92) Naismith National Player of the Year, Dawn Staley.



## MARY GARBER ACC FEMALE ATHLETE OF THE YEAR

- 1991 Dawn Staley
- 1992 Dawn Staley

## PLAYER OF THE YEAR

- 1988 Donna Holt
- 1991 Dawn Staley
- 1992 Dawn Staley
- 1993 Heather Burge
- 1995 Wendy Palmer
- 1996 Wendy Palmer
- 2010 Monica Wright

## ROOKIE OF THE YEAR

- 1989 Dawn Staley
- 1994 Tora Suber
- 2000 Schuye LaRue
- 2002 Brandi Teamer
- 2007 Monica Wright

## DEFENSIVE PLAYER OF THE YEAR

- (began in 2005)
- 2010 Monica Wright

## SIXTH PLAYER OF THE YEAR

- (began in 2008)
- 2011 Ariana Moorer
- 2014 Faith Randolph

## KAY YOW SCHOLAR- ATHLETE OF THE YEAR

- 2020 Jocelyn Willoughby

## COACH OF THE YEAR

- 1984 Debbie Ryan
- 1986 Debbie Ryan
- 1987 Debbie Ryan
- 1991 Debbie Ryan
- 1993 Debbie Ryan
- 1995 Debbie Ryan
- 2000 Debbie Ryan

## SILVER ANNIVERSARY

- 1987 Donna Holt
- 1992 Dawn Staley
- 1993 Dena Evans

## ALL-CONFERENCE

- 1978 Valerie Ackerman
- 1979 Valerie Ackerman (2nd)
- 1980 Melissa Mahony (2nd)
- Chrissy Reese (2nd)
- Jackie LeBerge (2nd)
- 1984 Cathy Grimes
- Lyn Anastasio
- Nancy Mayer
- 1985 Nancy Mayer
- Cathy Grimes (2nd)
- Kim Silloway (2nd)
- 1986 Daphne Hawkins
- Donna Holt
- Nancy Mayer (2nd)
- 1987 Donna Holt
- Nancy Mayer
- Daphne Hawkins (2nd)
- 1988 Donna Holt
- Daphne Hawkins
- 1989 Tonya Cardoza
- Dawn Staley (2nd)
- Tammi Reiss (2nd)
- 1990 Dawn Staley
- Tammi Reiss (2nd)
- 1991 Tonya Cardoza
- Dawn Staley
- Tammi Reiss (2nd)
- 1992 Heather Burge
- Dawn Staley
- Tammi Reiss (2nd)
- 1993 Heather Burge
- Dena Evans (2nd)
- 1994 Wendy Palmer
- Tora Suber (2nd)
- 1995 Wendy Palmer
- Jenny Boucek (2nd)
- 1996 Wendy Palmer
- Tora Suber
- 1997 Tora Suber
- DeMya Walker (2nd)
- 1998 DeMya Walker
- Mimi Kennedy (2nd)
- 1999 DeMya Walker
- Monick Foote (3rd)
- Erin Stovall (3rd)
- 2000 Svetlana Volnaya
- Schuye LaRue (2nd)
- Renee Robinson (2nd)
- 2001 Schuye LaRue
- 2002 Telisha Quarles (2nd)
- Brandi Teamer (2nd)
- 2003 Cherrise Graham (2nd)
- Brandi Teamer (2nd)
- 2004 LaTonya Blue (3rd)
- Brandi Teamer (HM)
- 2005 LaTonya Blue (2nd)
- 2006 Sharneé Zoll (3rd)
- 2007 Lyndra Littles (2nd)
- 2008 Monica Wright (2nd)
- Sharneé Zoll (3rd)
- Lyndra Littles (3rd)
- Aisha Mohammed (HM)
- 2009 Monica Wright
- Lyndra Littles
- Aisha Mohammed (HM)
- 2010 Monica Wright
- 2012 Ariana Moorer (2nd)
- Ataira Franklin (HM)
- 2013 Ataira Franklin
- 2015 Faith Randolph (2nd)
- 2018 Dominique Toussaint (HM)
- 2020 Jocelyn Willoughby (1st)
- 2023 Camryn Taylor (2nd)
- 2024 Kymora Johnson (2nd)

## COACHES ALL-ACC

- (began in 2013; secondary All-Conference honors, ended in 2022)
- 2013 Ataira Franklin
- 2015 Faith Randolph (2nd)
- 2018 Dominique Toussaint (HM)
- 2020 Jocelyn Willoughby (1st)

## ALL-FRESHMAN

- 1993 Wendy Palmer
- 1994 Tora Suber
- 1995 Monick Foote
- 1996 DeMya Walker
- 1997 Renee Robinson
- 1998 Erin Stovall
- 2000 Schuye LaRue
- 2002 Brandi Teamer
- 2005 Sharneé Zoll
- 2006 Lyndra Littles
- 2007 Monica Wright
- 2011 Ataira Franklin
- 2015 Mikayla Venson
- 2017 Dominique Toussaint
- Jocelyn Willoughby
- 2024 Kymora Johnson

## ALL-DEFENSIVE TEAM

- (began in 2000)
- 2000 Renee Robinson
- 2004 LaTonya Blue
- 2005 LaTonya Blue
- 2008 Monica Wright
- 2010 Monica Wright
- 2012 Lexie Gerson
- 2014 Lexie Gerson
- 2018 Felicia Aiyeotan

## ALL-TOURNAMENT

- 1987 Donna Holt (MVP)
- Nancy Mayer
- 1988 Donna Holt
- Daphne Hawkins
- 1990 Tammi Reiss
- Dawn Staley
- 1991 Dawn Staley
- 1992 Heather Burge
- Tammi Reiss
- Dawn Staley (MVP)
- Jenny Boucek (2nd)
- Heather Burge
- Dena Evans (2nd, MVP)
- 1994 Wendy Palmer
- Tora Suber (2nd)
- Amy Lofstedt (2nd)
- 1995 Wendy Palmer
- Jeffra Gausepohl (2nd)
- 1996 Tora Suber
- Wendy Palmer (2nd)
- 1997 Tora Suber (2nd)
- Mimi Kennedy (2nd)
- 1999 DeMya Walker (2nd)
- 2000 Schuye LaRue (2nd)
- Renee Robinson (2nd)
- 2002 Telisha Quarles (2nd)
- 2003 Cherrise Graham
- 2005 Tiffany Sardin (2nd)
- Brandi Teamer (2nd)
- 2008 Monica Wright (1st)
- 2010 Monica Wright (2nd)

## ALL-ACC ACADEMIC

(began in 1998; 3.0 or higher GPA in career for a starter or key reserve, voted on by ACC)

- 1999 Monick Foote
- 2000 Lisa Hosac
- Katie Tracy
- Elena Kravchenko
- 2002 Anna Crosswhite
- 2003 Anna Crosswhite
- 2004 Anna Crosswhite
- 2005 Kate Kreager
- 2007 Jayna Hartig
- 2011 Whitney Edwards
- Simone Egwu
- Jayna Hartig
- 2012 Simone Egwu
- 2014 Lexie Gerson
- 2015 Faith Randolph
- Breyana Mason
- 2016 Faith Randolph
- Breyana Mason
- 2017 Breyana Mason
- Lauren Moses
- Jocelyn Willoughby
- 2018 Lauren Moses
- Jocelyn Willoughby
- 2019 Jocelyn Willoughby
- 2020 Jocelyn Willoughby
- 2022 Amandine Toi

## ALL-ACC ACADEMIC

(began in 2023; automatic inclusion with 50% participation and 3.0 grade point average for the previous semester and a 3.0 cumulative average)

- 2023 London Clarkson
- McKenna Dale,
- Kaydan Lawson
- Mir McLean
- Alexia Smith
- Yonta Vaughntn

# ACC WEEKLY HONORS



## ROOKIE OF THE WEEK

Wendy Palmer	1993
Wendy Palmer	1993
Wendy Palmer	1993
Konecka Drakeford	1994
Tora Suber	1994
Tora Suber	1994
Tora Suber	1994
Monick Foote	1995
DeMya Walker	1996
Lisa Hosac	1997
Schuye LaRue	2000
Schuye LaRue	2000
Schuye LaRue	2000
Schuye LaRue	2000
Schuye LaRue	2000
Brandi Teamer	11/26/01
Brandi Teamer	12/24/01
LaTonya Blue	1/7/02
Brandi Teamer	1/14/02
Brandi Teamer	1/21/02
Brandi Teamer	2/4/02
Brandi Teamer	2/18/02
Deidra Chatman	1/20/03
Siedah Williams	12/22/03
Monica Wright	11/20/06
Monica Wright	12/04/06
Monica Wright	12/11/06
Monica Wright	1/1/07
Monica Wright	1/15/07
Monica Wright	2/5/07
Monica Wright	2/12/07
Monica Wright	2/26/07
Ariana Moorer	12/08/08
Simone Egwu	11/23/09
Ataira Franklin	2/14/11
Mikayla Venson	2/2/15
Jocelyn Willoughby	1/30/17
Dominique Toussaint	2/6/17
Kylie Kornegay-Lucas	11/25/19
Kymora Johnson	1/22/24*
Kymora Johnson	2/26/24

\*USBWA National Fr. of the Week

## PLAYER OF THE WEEK

Kim Silloway	1984
Nancy Mayer	1985
Daphne Hawkins	1986
Donna Holt	1986
Pam Leake	1986
Pam Leake	1986
Nancy Mayer	1986
Donna Holt	1988
Tammi Reiss	1990
Dawn Staley	1990
Tammi Reiss	1991
Dawn Staley	1991
Dawn Staley	1991
Dawn Staley	1991
Tammi Reiss	1992
Tonya Sampson	1992
Tonya Sampson	1992
Heather Burge	1993
Heather Burge	1993
Heather Burge	1993
Dena Evans	1993
Dena Evans	1993
Jeffra Gausepohl,	1994
Wendy Palmer	1994
Tora Suber	1994
Jeffra Gausepohl	1995
Wendy Palmer	1995
Wendy Palmer	1995
Wendy Palmer	1995
Wendy Palmer	1996
Wendy Palmer	1996
Tora Suber	1996
Tora Suber	1997
DeMya Walker	1997
DeMya Walker	1997
Mimi McKinney	1998
DeMya Walker	1999
DeMya Walker	1999
Erin Sotvall	1999
Svetlana Volnaya	2000
Svetlana Volnaya	2000
Telisha Quarles	2000
Telisha Quarles	2001
Schuye LaRue	2001
Svetlana Volnaya	2001
Telisha Quarles	2/18/02
Brandi Teamer	2/10/03
LaTonya Blue	3/3/03
Brandi Teamer	12/30/03
LaTonya Blue	1/31/05
LaTonya Blue	2/21/05
Lyndra Littles	11/13/06
Brenna McGuire	12/18/06
Sharneé Zoll	1/1/07
Lyndra Littles	2/19/07
Monica Wright	12/3/07
Monica Wright	3/3/08
Monica Wright	11/24/08
Lyndra Littles	1/5/09
Lyndra Littles	2/2/09
Monica Wright	12/14/09
Monica Wright	1/4/10
Monica Wright	1/25/10
Monica Wright	2/15/10
Chelsea Shine	11/21/11
Sarah Imovbioh	11/17/14
Faith Randolph	3/2/15
Faith Randolph	12/28/15
Jocelyn Willoughby	11/11/19



Faith Randolph



Ataira Franklin




# ACC LEGENDS

The ACC Women's Basketball Legends program honors both players and coaches from each of the ACC's 15 schools who have contributed to their respective institutions rich tradition.



WENDY PALMER  
(2005)



CATHY GRIMES  
(2006)



DENA EVANS  
(2007)



HEATHER BURGE QUELLA  
(2008)



VAL ACKERMAN  
(2009)



JENNY BOUCEK  
(2010)




NANCY MAYER BATES  
(2011)



SIEDAH WILLIAMS  
(2012)



DAPHNE HAWKINS  
(2013)



DEMYA WALKER  
(2014)



AUDRA SMITH  
(2015)



TORA SUBER  
(2016)



# ALL-STATE HONORS



## RICHMOND TIMES-DISPATCH ALL-STATE SELECTIONS

1995	Wendy Palmer
1996	Wendy Palmer
1997	Tora Suber
1998	DeMya Walker
1999	DeMya Walker
	Erin Stovall
2000	Renee Robinson
	Schuye LaRue
2001	Schuye LaRue
2002	Brandi Teamer
	Telisha Quarles (HM)
2003	Brandi Teamer
	Cherrise Graham (HM)
2005	LaTonya Blue
	Brandi Teamer (HM)
2007	Lyndra Littles
	Monica Wright
2008	Monica Wright
2009	Monica Wright (1st Team & P.O.Y)
2010	Monica Wright

## STATE PLAYER OF THE YEAR

1988	Daphne Hawkins
1991	Dawn Staley
1992	Dawn Staley
1995	Wendy Palmer
1996	Wendy Palmer
2001	Schuye LaRue
2002	Brandi Teamer
2009	Monica Wright
2010	Monica Wright
2020	Jocelyn Willoughby

## STATE ROOKIE OF THE YEAR

2002	Brandi Teamer
2007	Monica Wright
2011	Ataira Franklin

## STATE COACH OF THE YEAR

1981	Debbie Ryan
1992	Debbie Ryan
1995	Debbie Ryan

## VASID ALL-STATE

1979	Valerie Ackerman (2nd)
	Jackie LaBerge (2nd)
1980	Melissa Mahony (2nd)
	Chrissy Reese (2nd)
1981	Melissa Mahony
	Linda Mitchell (2nd)
	Valerie Ackerman (2nd)
1988	Donna Holt
	Daphne Hawkins
	Tonya Cardoza (2nd)
1989	Tonya Cardoza
	Dawn Staley (2nd)
	Dawn Bryant (HM)
1990	Heather Burge (2nd)
	Tammi Reiss
	Dawn Staley
1991	Heather Burge
	Tonya Cardoza
	Tammi Reiss (2nd)
	Dawn Staley
1992	Heather Burge (2nd)
	Dawn Staley
1994	Wendy Palmer
1995	Wendy Palmer
	Jenny Boucek
1996	Wendy Palmer
	Tora Suber
1997	Tora Suber
1998	DeMya Walker
	Erin Stovall (2nd)
2001	Schuye LaRue
2002	Telisha Quarles
	Brandi Teamer
2003	Brandi Teamer (2nd)
	Cherrise Graham (2nd)
2005	LaTonya Blue
	Brandi Teamer (2nd)
2006	Sharneé Zoll
2007	Lyndra Littles
	Monica Wright (2nd)
2008	Monica Wright
	Lyndra Littles (2nd)
	Aisha Mohammed (HM)
	Sharneé Zoll (HM)
2009	Monica Wright
	Lyndra Littles
	Aisha Mohammed (2nd)
2010	Monica Wright
2011	Ataira Franklin (HM)
	Ariana Moorer (HM)
2012	Ariana Moorer
2013	Ataira Franklin
2014	Ataira Franklin
2015	Faith Randolph (2nd)
	Sarah Imovbioh (2nd)
2018	Dominique Toussaint (2nd)
2019	Jocelyn Willoughby (2nd)
2020	Jocelyn Willoughby (1st)
2023	Camryn Taylor (2nd)



Brandi Teamer



# HOOS CHOICE AWARDS

## IMP AWARD- OUTSTANDING FEMALE ATHLETE

Presented annually to the top female athlete at Virginia, based on total contribution to team effort

1976	Amy Easter
1984	Lyn Anastasio
1988	Donna Holt
1991	Dawn Staley
1992	Dawn Staley
1995	Wendy Palmer
1996	Wendy Palmer
2010	Monica Wright

## ACC SCHOLAR-ATHLETE

Presented annually to the individual voted to be Virginia's top female student-athlete of the year for academic excellence and performance with distinction as a member of a varsity team

1983	Ann Bair
1986	Kim Silloway
1992	Tammi Reiss
1993	Dena Evans
2001	Katie Tracy
2019	Jocelyn Willoughby
2020	Jocelyn Willoughby

## RALPH SAMPSON SCHOLARSHIP AWARD

Awarded to a third-year student-athlete who best demonstrates excellence in academics, leadership and athletics

2016	Breyana Mason
2024	Jillian Brown

## DISTINGUISHED STUDENT-ATHLETE SCHOLARSHIP AWARD

Awarded to a rising fourth-year student-athlete who has distinguished herself during her intercollegiate athletic career

2017	Lauren Moses
------	--------------

## ERNEST H ERN DISTINGUISHED STUDENT

Presented annually for leadership and for his or her concern in preserving the traditions of the University

1996	Jeffra Gasepohl
2019	Jocelyn Willoughby

## SUSAN GROSSMAN MEMORIAL AWARD

Outstanding service to the student-athlete mentor program

1996	Jeffra Gausepohl
------	------------------

## CRAIG FIELDER MEMORIAL AWARD

For embodiment of qualities of leadership in character, sportsmanship, unwavering competitive spirit and untiring determination in overcoming adversity

1996	Wendy Palmer
2022	Amandine Toi

## JETTIE HILL MEMORIAL AWARD

Fourth-year student-athlete with the highest scholastic average throughout her four years

1977	Diane Frederick
1980	Elizabeth Hedstrom
1981	Val Ackerman
1993	Dena Evans

## LIFE SKILLS AWARD

A grad school scholarship presented for contributions to SAM, community service and ones team and athletics department

2013	Simone Egwu
------	-------------

## RAVEN SOCIETY STUDENT RAVEN AWARD

Recognizing excellence in service and contribution to the University of Virginia. The Award is reserved to honor students, faculty, administrators, or alumni of the University who have widely and sympathetically shared, supported, and advanced the North Carolinian of this institution

2019	Jocelyn Willoughby
------	--------------------

## ACC TOP VI AWARDS

Presented annually to the six UVA student-athletes who have given the most in terms of service to the University and Charlottesville communities

2001	Katie Tracy
2002	Anna Crosswhite
2010	Monica Wright
2015	Sydney Umeri
2019	Jocelyn Willoughby

## WOMEN'S BASKETBALL COACHES' AWARD OF EXCELLENCE

1974	Leslie Berens
1975	Leslie Berens
1976	Terry Israel
1977	Kathy Williams
1978	Cecilia Bean
1979	Val Ackerman
1980	Melissa Mahony
1981	Val Ackerman
1982	Cathy Grimes
1983	Cathy Grimes
1984	Lyn Anastasio
1985	Cathy Grimes
1986	Donna Holt
1987	Donna Holt
1988	Donna Holt
1989	Dawn Bryant
1990	Dawn Staley
1991	Dawn Staley
1992	Dawn Staley
1993	Heather Burge, Dena Evans
1994	Wendy Palmer
1995	Wendy Palmer
1996	Wendy Palmer
1997	Tora Suber
1998	DeMya Walker
1999	DeMya Walker
2000	Lisa Hosac
2001	Schuye LaRue
2002	Telisha Quarles
2003	LaTonya Blue
2004	LaTonya Blue
2005	Jocelyn Logan-Friend
2006	Tiffany Sardin
2007	Lyndra Littles
2008	Sharneé Zoll, Monica Wright
2009	Monica Wright
2010	Monica Wright
2011	Ataira Franklin
2012	Ariana Moorer, Chelsea Shine
2013	Ataira Franklin
2014	Ataira Franklin
2015	Sarah Beth Barnette
2016	Faith Randolph
2017	Breyana Mason
2018	Jocelyn Willoughby
2019	Mone Jones
2020	Jocelyn Willoughby
2021	Entire Team
2022	McKenna Dale
2023	Sam Brunelle
2024	Sam Brunelle

# ENDOWED SCHOLARSHIPS



## BOB WILLIAMS AWARD

In honor of one of the most enthusiastic and supportive fans that Virginia Athletics and, in particular women's basketball, has ever known— Bob Williams— for achievement in academics and athletics.

2001	Elena Kravchenko
2002	Anna Crosswhite
2003	Liz Sahin
2004	Kate Kreager
2005	Jocelyn Logan-Friend
2006	Brenna McGuire
2007	Tara McKnight
2008	Paulisha Kellum
2009	Jayna Hartig
2010	Simone Egwu

## ALUMNI SCHOLARSHIP

Presented to a member of the women's basketball team who best exemplifies the spirit and dedication that makes Virginia women's basketball successful.

2000	Chalois Lias
2001	Marcie Dickson
2002	Marcie Dickson
2003	Anna Crosswhite
2004	Safiya Grant-Fairley
2005	Tiffany Sardin
2006	Sharneé Zoll
2007	Sharneé Zoll
2008	Tara McKnight
2009	Lyndra Littles
2010	Monica Wright
2011	Jayna Hartig
2012	Chelsea Shine
2013	Ataira Franklin
2014	Ataira Franklin
2015	Sarah Imovbioh
2016	Sydney Umeri
2017	Aliyah Huland-El
2018	Aliyah Huland-El
2019	Mone Jones
2020	Amandine Toi
2021	Amandine Toi
2022	Tihana Stojisavljevic
2023	London Clarkson

## THOMAS J. RYAN ALUMNI SCHOLARSHIP

Presented to a hard-working player committed to success; a team player who shuns the spotlight in favor of her teammates; a player who believes in family values and shares those values with her team.

2001	Telisha Quarles
2002	Anna Prillaman
2003	Safiya Grant-Fairley
2004	Anna Crosswhite
2005	Kate Kreager
2006	Tiffany Sardin
2007	Siedah Williams
2008	Paulisha Kellum
2009	Aisha Mohammed
2010	Kelly Hartig
2011	Chelsea Shine
2012	Ataira Franklin
2013	Lexie Gerson
2014	Lexie Gerson
2015	Faith Randolph
2016	Faith Randolph
2017	Lauren Moses
2018	Lauren Moses
2019	Felicia Aiyetan
2020	Lisa Jablonowski
2021	Unknown
2022	Meg Jefferson
2023	Sam Brunelle

## CHRISTINE J. TORETTI WOMEN'S BASKETBALL SCHOLARSHIP

Awarded to a student-athlete participating on the women's basketball team who has maintained high academic achievement

2012	Simone Egwu
2013	Simone Egwu
2014	Kelsey Wolfe
2015	Jaryn Garner
2016	Breyana Mason
2017	Breyana Mason
2018	Jocelyn Willoughby
2019	Jocelyn Willoughby
2020	Lisa Jablonowski
2021	Unknown
2022	Carole Miller
2023	Carole Miller



# RETIRED TEAM AWARDS

## BEST OFFENSIVE PLAYER

2001	Schuye LaRue
2002	Telisha Quarles
2003	Cherrise Graham
2004	LaTonya Blue
2005	LaTonya Blue Brandi Teamer
2006	Tiffany Sardin
2007	Lyndra Littles
2008	Lyndra Littles Monica Wright
2009	Lyndra Littles Monica Wright
2010	Monica Wright
2011	-
2012	Ariana Mooror

## BEST DEFENSIVE PLAYER

2001	Svetlana Volnaya
2002	Anna Crosswhite
2003	LaTonya Blue
2004	LaTonya Blue
2005	LaTonya Blue Jocelyn Logan-Friend
2006	Sharneé Zoll
2007	Brenna McGuire
2008	Monica Wright
2009	Monica Wright
2010	Monica Wright
2011	-
2012	Lexie Gerson

## BEST REBOUNDER

2012	Chelsea Shine
------	---------------

## ROOKIE OF THE YEAR

2001	Anna Prillaman
2002	Brandi Teamer
2003	-
2004	Siedah Williams
2005	Sharneé Zoll
2006	Lyndra Littles
2007	Monica Wright
2008	Aisha Mohammed
2009	Chelsea Shine
2010	Simone Egwu Telia McCall

## MOST IMPROVED PLAYER

2001	Marcie Dickson
2002	Lynette O'Reggio Liz Sahin
2003	Safiya Grant-Fairley
2004	Jocelyn Logan-Friend
2005	Takisha Granberry Brenna McGuire
2006	Denesha Kenion
2007	Abby Robertson Britnee Millner
2008	Paulisha Kellum
2009	Kelly Hartig Kristen London
2010	Simone Egwu Telia McCall
2011	-
2012	Telia McCall
2017	J'Kyra Brown
2018	Dominique Toussaint Felicia Aiyeotan

## LEADERSHIP AWARD

2001	Dean'na Mitchelson Katie Tracy
2002	Kathy Allen Anna Crosswhite
2005	Kate Kreager Jocelyn Logan-Friend
2006	Tiffany Sardin Sharneé Zoll
2007	Tara McKnight Sharneé Zoll
2008	Sharneé Zoll Tara McKnight Monica Wright
2009	Monica Wright
2010	Monica Wright

## UNSUNG HERO

2001	Anna Crosswhite
2002	Karen Jaeger
2003	Anna Crosswhite
2004	Anna Prillaman
2005	Tiffany Sardin Siedah Williams
2006	Tara McKnight Siedah Williams
2007	Siedah Williams Paulisha Kellum
2008	Enongé Stovall
2009	Kristen London
2010	Jayna Hartig

## PRESEASON CONDITIONING

2001	Svetlana Volnaya
2002	Telisha Quarles
2003	Liz Sahin Jocelyn Logan-Friend
2004	Alisa Wulff
2005	Sharneé Zoll
2006	Brenna McGuire
2007	Jayna Hartig
2008	Lyndra Littles
2009	Chelsea Shine
2010	China Crosby

## MVP IN PRACTICE

2002	Karen Jaeger
2004	Brenna McGuire
2005	Sharneé Zoll
2006	Tara McKnight
2007	Jayna Hartig Monica Wright
2008	Monica Wright
2009	Monica Wright
2010	Monica Wright
2011	-
2012	Ataira Franklin

## ACADEMIC AWARD

2012	Simone Egwu
2013	Simone Egwu
2014	Lexie Gerson Ataira Franklin
2016	Breyana Mason
2017	Lauren Moses
2018	Jocelyn Willoughby

## HEART & HUSTLE

2017	Jocelyn Willoughby
2018	Lauren Moses

## WAHOO IMPACT AWARD

2017	Breyana Mason
------	---------------

## COACHES' AWARD

For outstanding contributions to the team

2001	John Truslow (equipment) Penny Rue Bill Harmon Jed Williams (radio)
2002	Kevin Nichols (administrative asst.) Carol Callahan Myron Ripley (radio) Paul (bus driver)
2003	Howard Goodman (IT) Kristy Drobney (academic affairs) Dr. Frank McCue Phyllis Bowman
2004	David Bell (equipment) Todd Goodale (video services) Victoria Goodloe (strength coach) Katie McFadden (marketing) Trenton Good (Marriott)
2005	Cady Condyles (video) Veronica Molina (Residence Inn) Ed Nordenschild (strength coach) Katie Purcell (head manager) Chris Walters (team manager) Tangy Williams (Director of Operations)
2006	Suzy Blakely (housekeeping) Kim Bowles (housekeeping) Elizabeth Brinkmann (marketing) Michelle Ely (office manager) Carol Gutman (Dean) Matt Marlow (head manager) Naomi Perkins (business operations) Lisa Welch (asst. ticket manager) Barbara Yowell (business operations)
2007	Angela Crock (academic affairs) Reggie Garrett (marketing) Betty Goodman Sharlene Sajonas Brian Sellers (equipment) Andrew Sensi (head manager) Kelly McCabe Sisk (academic affairs)
2008	Dr. John McKnight Dr. Eric Carson Matt Marlow (Video Coordinator) Karie Russell (Administrative Assistant) Matt Althoff (Equipment) Mike Moraghan (Video Services) Larry Johnson (WINA Radio) Jay James (WINA Radio)
2009	Chris Easton Natalie Fitzgerald (Academic Affairs) Kyle Gravitt (Manager) Johanna Kessler-Sandridge Brenda Lambert Paul Murata Byron Smith
2010	Maurice Apprey John T. Casteen III Angel Cavanaugh Lindsay Clark Bethany Dannelly Meryl Kahn Matt Marlow Marty Northcroft Jackie Saunders Stacy Fowler Wanda Grooms

# ALL-TIME LETTERWINNERS



## - A -

Ackerman, Valerie (C#) 1978-79-80-81  
Aiyeotan, Felicia 2017-18-19  
Allen, Jae'Lisa 15-16-17  
Allen, Kathy 2002  
Ambrose, Kristin 2001  
Anastasio, Lyn (C) 1982-83-84  
Anderson, Kirsten (C) 1985-86-87-88

## - B -

Bair, Ann 1980-81  
Barksdale, Cindy 1978  
Barnette, Sarah-Beth 13-14-15  
Battle, Emily 2016  
Beale, Charleata 1992-93-94-95  
Bean, Cecilia 1976-77-78  
Beery, Marilyn 1977-78  
Berens, Jeanne 1976  
Berens, Leslie (C\*) 1974-75  
Blue, LaTonya (C) 2002-03-04-05  
Boucek, Jenny (C) 1993-94-95-96  
Bower, Tiffany 1996-97  
Brightly, Sharlene 1974-75  
Bristol, Deja 2021-22  
**Brown, Jillian, 2024**  
Brown, J'Kyra 2016-17-18  
Brown, Lesley 1996-97-98-99  
Brunelle, Sam (C) 2023-24  
Bryant, Dawn (C) 1986-87-88-89  
Burge, Heather 1990-91-92-93  
Burge, Heidi 1990-91-92-93

## - C -

Caldwell, Khyasia 2018-19  
Campbell, Jackie 1982-83  
Cardoza, Tonya (C) 1987-88-89-91  
Carter, Laurie (C) 1985-86-87-88  
Chapa, Judiann 1977  
Chatman, Deidra 2003-04  
**Clark, Paris 2024**  
Clarkson, London (C) 2021-22-23-24  
Crosby, China 2010-11-12-13  
Crosswhite, Anna (C\*) 2001-02-03-04

## - D -

Dale, McKenna 2022-23  
Dawson, Chris 1974-75  
Dickerson, Josephine 1976-77  
Dickson, Marcie 2000-01

## - E -

Easter, Amy 1976-77-78  
Edwards, Britny 2009-10  
Edwards, Whitney 2009-10-11  
Egwu, Simone 2010-11-12-13  
Evans, Dena 1990-91-92-93

## - F -

Ferguson, Debra 2016  
Foote, Monick (C) 1995-96-97-99  
Frederick, Diane 1974-75-76-77  
Franklin, Ataira (C) 2011-12-13-14  
Franklin, Carmela 1988-89-90

Fuller, Amy 1989

## - G -

Gaffney, Raeshaun 2013  
Gamble, Dori (C) 1978-79-80-81  
Gardner, Tammy 1995  
Garner, Jaryn 2013-14  
Gausepohl, Jeffra (C) 1993-94-95-96  
Gerson, Lexie 2010-11-12, 2014  
Glasson, Sandy 1978-79-80-81  
Glessner, Jackie (C) 1994-95-96-97  
Graham, Cherrise 2003  
Glose, Jeanette 1976  
Granberry, Takisha 2005-06  
Grant-Fairley, Safiya 2001-02-03-04  
Greer, Martha 1978-79-80  
Griffin, Annaliese 2022  
Grimes, Cathy 1982-83-84-85

## - H -

Hartig, Jayna 2007, 2009-10-11  
Hartig, Kelly 2008-09  
Hawkins, Daphne 1985-86-87-88  
Hayward, Lindsay 2005-06  
Hedstrom, Liz 1978-79  
Hendricks, Glenna 1977  
Hillenbrand, Beth 1974-75  
Hoffman, Mimi (C) 1975-76-77-78  
Holt, Donna 1985-86-87-88  
Horton, Dylan 2020-21  
Hosac, Lisa 1997-98-99-00  
Huhn, Sharon 1976  
Hoops, Vicki 1982-83  
Horton, Dylan 2020  
Huland El, Aliyah (C) 2015-16-17-18

## - I -

Imovbioh, Sarah 2013-14-15  
Israel, Terry (C) 1974-75-76

## - J -

Jablonowski, Lisa 2017-18-19-20  
Jaeger, Karen 2002-03  
Jefferson, Meg 2020-21-22  
**Johnson, Kymora 2024**  
Johnson, Zaria 2021  
Jones, Mone (C) 2016-17-18-19

## - K -

Kellum, Paulisha 2007-08, 2010-11  
Kenion, Denesha 2005-06  
Kornegay-Lucas, Kylie 2020  
Kravchenko, Elena 1998-99-00-01  
Kreager, Kate (C\*) 2004-05

## - L -

LaBerge, Jackie (C) 1978-79-80-81  
Lank, Liza 1984-85-86-87  
LaPaglia, Betsy 1983-84-85  
LaRue, Schuye 2000-01  
**Lauterbach, Taylor, 2024**  
Lawson, Dani 2020-21  
Lawson, Kaydan 2021-22-23-24  
Lesoravage, Chris 1992-93-94-95  
LeSueur, Bethany 2002  
Lewis, Sallie 1982-83-84  
Lias, Chalois 1998-99-00-01  
Littles, Lyndra 2006-07-08-09

Lofstedt, Amy (C) 1992-93-94-95  
Logan-Friend, Jocelyn (C) 2002-03-04-05  
London, Kristen 2008-09

## - M -

MacNeilage, Gina 1986-87-88-89  
Mahony, Melissa (C) 1979-80-81-82  
Martinsen, Erica 2019  
Mason, Breyana (C) 2014-15-16-17  
Mathis, Kim 1984  
Maupin, Emily 2021  
Mayer, Nancy (C\*) 1984-85-86-87  
McCall, Telia 2010-11-12-13  
McConnell, Kathy 1986-87-88-89  
**McGhee, Olivia 2024**  
McGuire, Brenna 2004-05-06-07  
McKinney, Mimi 1996-97-98  
McKnight, Tara (C\*) 2005-06-07-08  
McKone, Jill (C) 1980-81-82-83  
**McLean, Mir (C) 2022-23-24**  
McShalley, Colleen 1979-80  
Medson, S. 1973-74  
Miller, Carole 2020-21-22  
Millner, Britnee 2006-07-08-09  
Minnis, Nycerra 2021-22  
Mitchell, Linda 1981-82  
Mitchelson, Dean'na (C) 1998-99-00-01  
Mohammed, Aisha (C) 2008-09  
Mooney, Kate 1996-97-98  
Moore, Allison 1990-91-92-93  
Moorer, Ariana 2009-10-11-12  
Moses, Lauren (C) 2015-16-17-18

## - N -

**Noyan, Edessa 2024**

## - O -

Olson, Lynne 1979-80  
O'Reggio, Lynette 2002-03-04-05

## - P -

Palmer, Wendy (C\*) 1993-94-95-96  
Parker, Leah 2022  
Payne, Shakyna 2017-18-19  
Paul, Bridget 1996  
Pauely, Cady 2023-24  
Peschel, Carol 1978-79  
Pitts, Aaliyah 2021-22  
Pitts, Jazmin 2011-12-13  
Prillaman, Anna (C) 2001-02-03-04

## - Q -

Quarles, Telisha (C) 1999-00-01-02

## - R -

Raftelus, A. 1973-74



# ALL-TIME LETTERWINNERS/NUMBERS

Randolph, Faith (C) 2013-14-15-16  
 Reese, Chrissy 1980-81-82-83  
 Reiss, Tammi 1989-90-91-92  
 Robertson, Abby 2006-07  
 Robinson, Renee 1997-98-99-00  
 Ryan, Karen 1978  
 Ryan, Kathy (C\*) 1982-83-84

## - S -

Sahin, Yeliz 2002-03  
 Santelli, Felicia 1990-91-92  
 Sapp, Kathy 1977  
 Sardin, Tiffany (C#) 2003-04-05-06  
 Scott, Frances 1987-88-89-90  
 Shepherd, Felicity 1976-77  
 Shine, Chelsea 2009-10-11-12  
 Shorten, Paula 1977-78-79  
 Silloway, Kim (C) 1983-84-85-86  
 Smith, Alexia 2023-24  
 Smith, Audra 1989-90-91-92  
 Somogyi, Kristen 1992-93  
 Soukup, Sue 1983  
 Staley, Dawn 1989-90-91-92  
 Stojisavljevic, Tihana 2020-21-22  
 Stenzel, Barbara 1976-77-78  
 Stovall, Enong 2006, 2008  
 Stovall, Erin 1998-99  
 Stroman, Debby (C) 1979-80-81-82  
 Suarez, Tiffany 2014-15  
 Suber, Tora 1994-95-96-97  
 Swierczek, Lauren 1998-99-00

## - T -

Taylor, Camryn (C) 2022-23-24  
 Taylor, Cheryl (C) 1993-94-95  
 Teamer, Brandi 2002-03-04-05  
 Thomas, Trina 1984-85-86-87  
 Thompson, Erinn 2011-12  
 Tinsley, Brianna 2018-19  
 Toi, Amandine (C) 2018--19-20-21-22  
 Toney, Tina (C) 1988-90-91  
 Toussaint, Dominique 2017-18-19-20  
 Toussaint, Wendy (C) 1991-92-93-94  
 Tracy, Katie (C) 1998-99-00-01

## - U -

Umeri, Sydney 2014-15-16

## - V -

Valladay, Taylor 2022-23  
**Vaughn, Yonta 2023-24**  
 Venson, Mikayla 2015-16  
 Volnaya, Svetlana (C) 1999-00-01

## - W -

Wagener, Melanee 1989-90-91-92  
 Walker, DeMya 1996-97-98-99  
 Walker, Linda 1975-76  
 Ward, Tekshia 1989-90-91  
 Walthall, Lorna 1975  
 Waterman, Heidi 1994  
 Whitaker, Chelsea 2001  
 Williams, Kathy (C\*) 1974-75-76-77  
 Williams, Shemera 2020  
 Williams, Siedah (C#) 2004-05-06-07  
 Willoughby, Jocelyn (C) 2017-18-19-20  
 Wolfe, Kelsey (C) 2011-12-13-14  
 Wright, Gerry (C\*) 1974-75  
 Wright, Monica (C#) 2007-08-09-10  
 Wulff, Alisa 2004

## - Y -

Young, Debbie 1982-83-84-85

## - 00 -

Dean'na Mitchelson (1998-01)  
 Cherrise Graham (2003)  
 Debra Ferguson (2016)

## - 0 -

Dylan Horton (2020-21)  
 Olivia McGhee (2024)

## - 1 -

Marcie Dickson (2000-03)  
 Lyndra Littles (2006-09)  
 China Crosby (2010-13)  
 Mikayla Venson (2015-16)  
 Brianna Tinsley (2018-19)  
 Carole Miller (2020-23)  
 Paris Clark (2024)

## - 2 -

Chelsea Whitaker (2001)  
 Deidra Chatman (2003-04)  
 Lauren Carson (2007)  
 Whitney Edwards (2009-11)  
 Jae'Lisa Allen (2015-18)  
 Taylor Valladay (2022-23)

## - 3 -

Sandy Glasson (1978-81)  
 Carmela Franklin (1988-90)  
 Erin Stovall (1998-99)  
 Paulisha Kellum (2007-11)  
 Sarah Beth Barnette (2012-15)  
 Lauren Moses (2018)  
 Aaliyah Pitts (2021-22)

## - 4 -

Lynne Olson (1979-80)  
 Lesley Brown (1996-99)  
 Siedah Williams (2004-07)  
 Simone Egwu (2010-13)  
 Dominique Toussaint (2017-20)  
 Zaria Johnson (2021)  
 Jillian Brown (2024)

## - 5 -

Frances Scott (1987-90)  
 Renee Robinson (1997-2000)  
 Liz Sahin (2002-2003)  
 Sharnee Zoll (2005-2008)  
 Erinn Thompson (2009-12)  
 Khyasia Caldwell (2018-19)  
 Tihana Stojisavljevic (2020-22)  
 Yonta Vaughn (2023-)

## - 10 -

Lorna Walthall (1975)  
 Marilyn Beery (1977-78)  
 Debbie Stroman (1979-82)  
 Sue Soukup (1983)  
 Daphne Hawkins (1985-88)  
 Dena Evans (1990-93)  
 Tammy Gardner (1995)  
 Telisha Quarles (1999-02)  
 Brenna McGuire (2004-07)  
 Kelsey Wolfe (2011-14)  
 J'Kyra Brown (2015-18)  
 Dani Lawson (2019)  
 Shemera Williams (2020)  
 Mir McLean (2022-24)

## - 11 -

Chrissy Reese (1980-83)  
 Donna Holt (1985-88, Retired)

## - 12 -

Mimi Hoffman (1975-78)  
 Lyn Anastasio (1982-84)  
 Katie Tracy (1998-01)  
 LaTonya Blue (2002-05)  
 Britnee Millner (2006-09)  
 Breyana Mason (2014-17)  
 Meg Jefferson (2020-22)  
 Edessa Noyan (2024)

## - 13 -

Kathy Williams (1974-77)  
 Nancy Mayer (1984-87)  
 Monick Foote (1995-99)  
 Tiffany Suarez (2014-15)  
 Emily Battle (2016)  
 Jocelyn Willoughby (2017-20)  
 Deja Bristol (2021-22)

## - 14 -

Martha Greer (1978-80)  
 Jackie Campbell (1982-83)  
 Amy Fuller (1989)  
 Jeffra Gausepohl (1993-96)  
 Elena Kravchenko (1998-01)  
 Karen Jaeger (2002-03)  
 Lexie Gerson (2010-14)  
 Lisa Jablonowski (2017-20)  
 Kaydan Lawson (2021-24)

## - 15 -

Leslie Berens (1974-75)  
 Jeanne Berens (1976)  
 Cecilia Bean (1976-78)  
 Kathy Ryan (1982-84)  
 Tina Toney (1988-91)  
 Svetlana Volnaya (1999-01)  
 Ariana Mooror (2009-12)  
 Jaryn Garner (2013-15)  
 Kylie Kornegay-Lucas (2020)

## - 20 -

Sharon Huhn (1976)  
 Melissa Mahony (1979-82)  
 Tekshia Ward (1989-91)  
 Lisa Hosac (1997-00)  
 Safiya Grant-Fairley (2001-04)  
 Denesha Kenion (2005-06)  
 Kristen London (2007-09)  
 Faith Randolph (2013-16)  
 Amandine Toi (2018)  
 Erica Martinsen (2019)  
 Camryn Taylor (2022-24)

## - 21 -

Gerry Wright (1974-75)  
 Barbara Stenzel (1976-78)  
 Kirsten Anderson (1985-88)  
 Melanee Wagener (1989-92)  
 Kristin Somogyi (1993)  
 Heidi Waterman (1994)  
 Mimi McKinney (1996-98)  
 Anna Prillaman (2001-04)  
 Tara McKnight (2005-2008)  
 Jazmin Pitts (2011-13)  
 Lauren Moses (2015-17)  
 Dani Lawson (2020-21)  
 Eleah Parker (2022)  
 Kymora Johnson (2024-)

# ALL-TIME NUMBERS



## - 22 -

Terry Israel (1974-76)  
Paula Shorten (1977-79)  
Linda Mitchell (1981-82)  
Liza Lank (1984-87)  
Chris Lesoravage (1992-95)  
DeMya Walker (1996-99)  
Kristin Ambrose (2001)  
Alisa Wulff (2004)  
Monica Wright (2007-2010, Retired)

## - 23 -

Sharlene Brightly (1974-75)  
Tonya Cardoza (1987-91)  
Jenny Boucek (1993-96)  
Bethany LeSueur (2002)  
Takisha Granberry (2005-06)  
Ataira Franklin (2011-14)  
Aliyah Huland-El (2015-18)  
Amandine Toi (2018-22)  
Alexia Smith (2023-24)

## - 24 -

Jill McKone (1980-83)  
Dawn Staley (1989-92, Retired)

## - 25 -

Jeanette Glose (1976)  
Valerie Ackerman (1978-81)  
Cathy Grimes (1982-85, Retired)

## - 30 -

Heather Burge (1990-93)  
Chalois Lias (1998-01)  
Abby Robertson (2006-2007)  
Telia McCall (2010-13)  
Felicia Aiyeotan (2017-20)

## - 31 -

Betsy LaPaglia (1983-85)  
Wendy Palmer (1993-96, Retired)

## - 32 -

Ann Bair (1980-81)  
Laurie Carter (1985-88)  
Tammi Reiss (1989-92)  
Brandi Teamer (2002-05)  
Jayna Hartig (2007-11)  
Mone Jones (2016-19)  
Nycerra Minnis (2021-22)  
Cady Pauley (2023-24)

## - 33 -

Wendy Toussaint (1991-94)  
Tiffany Bower (1996-97)  
Chalois Lias (1998-01)  
Kathy Allen (2002)  
Tiffany Sardin (2003-06)  
Aisha Mohammed (2007-09)  
Raeshaun Gaffney (2013-14)  
Sam Brunelle (2023-24)

## - 34 -

Dawn Bryant (1986-89)  
Heidi Burge (1990-93)  
Lauren Swierczek (1998-00)  
Britny Edwards (2009-10)  
Amanda Fioravanti (2014)  
London Clarkson (2021-24)

## - 35 -

Chris Dawson (1974-75)  
Sallie Lewis (1982-84)  
Monick Foote (1995-99)  
Shakyna Payne (2016-19)  
Emily Maupin (2021)

## - 40 -

Judiann Chapa (1977)  
Vicki Hoops (1982-83)  
Kim Mathis (1984)  
Amy Loftstedt (1992-95)  
Kate Mooney (1996-98)  
Kate Kreager (2004-05)  
Enong Stovall (2006-09)

## - 41 -

Anna Crosswhite (2001-04)  
Taylor Lauterbach (2024-)

## - 42 -

Kim Silloway (1983-86)  
Charleata Beale (1992-95)  
Kelly Hartig (2008-09)  
Sarah Imovbioh (2013-15)

## - 43 -

Glenna Hendricks (1977)  
Dori Gamble (1978-81)

## - 44 -

Diane Frederick (1974-77)  
Jackie LaBerge (1978-81)  
Debbie Young (1982-85)  
Kathy McConnell (1986-89)  
Allison Moore (1990-93)  
Bridget Paul (1996)  
Jocelyn Logan-Friend (2002-05)  
Sydney Umeri (2014-16)

McKenna Dale (2022-23)

## - 45 -

Kathy Sapp (1977)  
Karen Ryan (1978)  
Tora Suber (1994-97)  
Schuye LaRue (2000-01)

## - 50 -

Amy Easter (1976-78)  
Trina Thomas (1984-87)  
Chelsea Shine (2009-12)

## - 52 -

Gina MacNeilage (1986-89)  
Felicia Santelli (1990-92)  
Jackie Glessner (1994-97)

## - 54 -

Audra Smith (1989-92)  
Cheryl Taylor (1993-95)  
Lynette O'Reggio (2002-05)