



VIRGINIA WOMEN'S LACROSSE

3 NATIONAL CHAMPIONSHIPS | 27-STRAIGHT NCAA CHAMPIONSHIP APPEARANCES
5 ACC TITLES | 125 ALL-AMERICANS



@UVAWomensLax



GAME 13, 2024 SEASON
APRIL 3, 2024
KLÖCKNER STADIUM
CHARLOTTEVILLE, VA.



VCU RAMS (4-8, 3-2 A10)

VS

NO. 11 VIRGINIA CAVALIERS (9-3, 3-3 ACC)

HEAD COACH

Nicole Flores (Third Season)
Career Record (at VCU): 19-27 (Same)

HEAD COACH

Sonia LaMonica (First season)
Career Record (at Virginia): 156-103 (9-3)

SERIES AT A GLANCE

All-Time Series: 3-0 | Last meeting: 4/5/2023 (A), W, 18-12 | First meeting: 3/17/2021 (H), W, 15-5
Last UVA win: 4/5/2023 (A), W, 18-12 | Last VCU Win: N/A | Streak: W3

STATISTICAL LEADERS

| | GOALS | |
|---|------------------|---|
| #26 Mia George 26 Goals | | #33 Katia Carnevale 35 Goals |
| | ASSISTS | |
| #3 Ashley Karn 15 Assists | | #14 Morgan Schwab 43 Assists |
| | POINTS | |
| #3 Ashley Karn 36 Points | | #14 Morgan Schwab 58 Points |
| | GROUND BALLS | |
| #6 Casey Murray 25 Ground Balls | | #3 Kate Demark 23 Ground Balls |
| | CAUSED TURNOVERS | |
| #6 Casey Murray 21 Caused Turnovers | | #28 Maggie Bostain 20 Caused Turnovers |
| | DRAW CONTROLS | |
| #7 Sarah Jones 41 Draw Controls | | #5 Kate Galica 44 Draw Controls |
| | GOALKEEPING | |
| #13 Ahnika Eberl 10 GP, 459:47 Minutes, 11.74 GAAvg, .366 Sv%, 2-6 | | #26 Mel Josephson 12 GP, 691:43 Minutes, 9.98 GAAvg, .460 Sv%, 9-3 |

THE OPENING DRAW

FOR OPENERS

- Virginia meets VCU for the fourth time in program history. The Cavaliers are undefeated in the preceding three matchups.
- The Cavaliers are set to close out their non-conference schedule with an unbeaten record for the first time since the 2021 season.
- UVA is looking to snap a two-game skid after dropping back-to-back games for the first time this season.
- After starting 9-1, the Cavaliers enjoyed their best start to a season since the 2007 team went 10-1 through the first 11 games of the season en route to an appearance in the NCAA title game.

A BALANCED ATTACK

- In the midst of historic season from Morgan Schwab who leads the nation in assists, the Virginia offense has been balanced across the board.
- Virginia currently ranks No. 2 in NCAA Division I with 110 total assists
- Eight different Cavaliers have hit double figures this season in goals while three have hit the 20-goal mark already.
- Freshman Madison Alaimo has also been a second quarterback for Virginia this season with 16 assists on the season, just six shy of a freshman single-season record.

TOP PERFORMERS BY POSITION

| Attack | Yr. | G-A-P | Other | Notes |
|----------------------|-----|-----------|-------|-----------------------------------|
| 14. Morgan Schwab | Sr. | 15-43-58 | 5 GB | Virginia career leader in assists |
| 33. Katia Carnevale | Gr. | 35-9-44 | 9 GB | Leads UVA in goals |
| 16. Madison Alaimo | Fr. | 13-16-29 | 12 GB | Leads NCAA freshmen in assists |
| 21. Kate Miller | Jr. | 16-16-31 | 23 DC | Second-most UVA assists in 2023 |
| Midfield | Yr. | G-A-P | Other | Notes |
| 4. Jenna Dinardo | Fr. | 25-6-31 | 5 GB | Leads UVA freshmen in goals |
| 7. Mackenzie Hoeg | Sr. | 29-3-32 | 11 DC | Named to Tewaaraton Watch List |
| 5. Kate Galica | Fr. | 14-3-17 | 44 DC | Leads UVA in DCs |
| Defense | Yr. | G-A-P | Other | Notes |
| 2. Devon Whitaker | Sr. | 1-0-1 | 12 GB | 7 Caused Turnovers |
| 28. Maggie Bostain | Sr. | 2-0-2 | 27 DC | 20 GBs, 20 CTs |
| 32. Nicole Cruthirds | So. | 0-1-1 | 11 GB | 4 Caused Tunovers |
| 20. Olivia Bruno | So. | 0-0-0 | 8 CT | 4 Ground Balls |
| Goalkeeper | Yr. | GAA/Sv% | W-L | Notes |
| 26. Mel Josephson | So. | 9.98/.460 | 9-3 | Six 10+ save games |

2024 SCHEDULE/RESULTS

Overall: 9-3 | ACC: 3-3
Home: 5-2 | Away: 3-1 | Neutral: 1-0
Streak: L2

| DATE | OPPONENT | TV | TIME/RESULT |
|------------------|------------------------|--------------------|---------------------|
| Sat. 2/9 | Liberty | ESPN+ | W, 14-6 |
| SUN. 2/11 | STANFORD | ACCNX | W, 10-9 |
| SAT. 2/17 | PRINCETON | ACCNX | W, 14-12 |
| FRI. 2/23 | NORTH CAROLINA* | ACCNX | L, 9-10 (OT) |
| SUN. 2/25 | CORNELL# | N/A | W, 20-11 |
| Sat. 3/2 | Clemson* | ACCNX | W, 18-12 |
| WED. 3/6 | RICHMOND | ACCNX | W, 20-5 |
| Sat. 3/9 | Notre Dame* | ACCNX | W, 12-10 |
| SAT. 3/16 | PITT* | ACCNX | W, 19-10 |
| WED. 3/20 | JAMES MADISON | ACCNX | W, 12-8 |
| SAT. 3/23 | SYRACUSE* | ACCNX | L, 14-15 |
| Sat. 3/30 | Duke* | ACCNX | L, 10-15 |
| WED. 4/3 | VCU | ACCNX | 6 P.M. |
| Sat. 4/6 | Louisville* | ACC Network | 11:30 a.m. |
| SAT. 4/13 | BOSTON COLLEGE* | ACC NETWORK | 4 P.M. |
| Wed. 4/17 | Virginia Tech* | ACC Network | 7 p.m. |
| Sun. 4/21 | ACC First Round | | TBA |
| Wed. 4/24 | ACC Quarterfinals | | TBA |
| Fri. 4/26 | ACC Semifinals | | TBA |
| Sun. 4/28 | ACC Championship | | TBA |
| Fri. 5/10 | NCAA First Round | | TBA |
| Sun. 5/12 | NCAA Second Round | | TBA |
| Thu. 5/16 | NCAA Quarterfinals | | TBA |
| Fri. 5/24 | NCAA Semifinals | | TBA |
| Sun. 5/26 | NCAA Championship | | TBA |

Home matches in BOLD CAPS | *denotes ACC matches
#Neutral Site at US Lacrosse HQ
¹Cary, N.C. (WakeMed Soccer Park)
²Louisville, Ky. (Lynn Family Stadium) | ⁶Sites TBA

GAME COVERAGE

Game Information

Coverage Starts: 6 p.m.



PxP: Corey Spector

NCAA CHAMPIONSHIP HISTORY

National Championships

1991 • 1993 • 2004

Semifinal Appearances

1986 • 1987 • 1991 • 1992 • 1993 • 1994 • 1995
1998 • 1999 • 2003 • 2004 • 2005 • 2007 • 2014

MEDIA CONTACT

Quinn Hull • @quinnhull11
Asistant Director of Athletics Communications

Email: quinn.hull@virginia.edu
Cell: 603.231.0026

Web: virginiasports.com

2024 ROSTER/BREAKDOWN

| No. | Name | Cl. | Pos. | Ht. | Hometown/High School/Previous School |
|-----|---------------------|-----|------------|------|---|
| 2 | Devon Whitaker | Sr. | Defense | 5-8 | Wayne, Pa./Episcopal Academy |
| 3 | Kate Demark | Fr. | Defense | 5-6 | Darien, Conn./Darien HS |
| 4 | Jenna Dinardo | Fr. | Attack | 5-5 | Corning, N.Y./Corning Painted Post |
| 5 | Kate Galica | Fr. | Midfield | 5-8 | Wayne, Pa./Conestoga HS |
| 6 | Abby Jansen | Jr. | Goalkeeper | 5-5 | Newtown Square, Pa./Radnor |
| 7 | Mackenzie Hoeg (C) | Sr. | Midfield | 5-8 | Mattituck, N.Y./Mattituck |
| 8 | Alexandra Schneider | Fr. | Defense | 5-8 | Manhasset, N.Y./Manhasset HS |
| 10 | Maureen Duffy | Jr. | Midfield | 5-7 | East Quogue, N.Y./Westhampton Beach |
| 11 | Abby Manalang | Jr. | Midfield | 5-4 | Los Angeles, Calif./Da Vinci Science |
| 12 | Payton Meister | Jr. | Defense | 5-4 | Coppell, Tex./Episcopal School of Dallas |
| 13 | Kacy Hogarth | Sr. | Defense | 5-6 | Havertown, Pa./Maryland |
| 14 | Morgan Schwab (C) | Sr. | Attack | 5-10 | Fairport, N.Y./Fairport |
| 15 | Addi Foster | Fr. | Midfield | 5-9 | Charlottesville, Va./St. Anne's Belfield |
| 16 | Madison Alaimo | Fr. | Attack | 5-7 | Wantagh, N.Y./Wantagh HS |
| 17 | Finley Barger | So. | Midfield | 5-8 | Fallston, Md./Notre Dame Preparatory School |
| 19 | Wylly Willmott | So. | Defense | 5-8 | Memphis, Tenn./Oregon Episcopal/Hutchinson School |
| 20 | Olivia Bruno | So. | Defense | 5-9 | Victor, N.Y./Victor |
| 21 | Kate Miller | Jr. | Attack | 5-6 | Mechanicsville, Va./Atlee |
| 22 | Lauren Pederson | Sr. | Midfield | 5-11 | Park City, Utah/Park City |
| 23 | Kiki Shaw (C) | Gr. | Midfield | 5-7 | Owings Mills, Md./Roland Park Country School |
| 25 | Corey White | Fr. | Midfield | 5-8 | Chevy Chase, Md./Stone Ridge School of the Sacred Heart |
| 26 | Mel Josephson | So. | Goalkeeper | 5-6 | Sea Bright, N.J./The Lawrence School |
| 27 | Morgan Koeneke | Jr. | Attack | 5-2 | South Riding, Va./Freedom |
| 28 | Maggie Bostain | Sr. | Defense | 5-8 | Richmond, Va./Collegiate School |
| 29 | Cece Webb | Fr. | Defense | 5-10 | Summit, N.J./Summit HS |
| 30 | Katie Campel | So. | Attack | 5-10 | Greenland, N.H./Bishop Guertin HS |
| 31 | Ashley West | Sr. | Goalkeeper | 5-9 | Bethesda, Md./St. Stephen's & St. Agnes School |
| 32 | Nicole Cruthirds | So. | Defense | 5-4 | Alexandria, Va./St. Stephen's and St. Agnes School |
| 33 | Katia Carnevale | Gr. | Attack | 5-3 | Summit, N.J./Summit HS/Lehigh |
| 37 | Lily Spyredes | So. | Attack | 5-8 | Boca Raton, Fla./Pine Crest School |
| 40 | Devon Gogerty | So. | Midfield | 5-5 | Mendham, NJ./Oak Knoll School |
| 44 | Breese Burlingame | So. | Goalkeeper | 6-1 | Binghamton, N.Y./Northfield Mount Hermon/Utica |
| 51 | Ashley Vernon | 5th | Goalkeeper | 5-4 | Medford, N.J./ECU |

Head Coach: Sonia LaMonica (Maryland '03) first season
Assistant Coach: Michael LaMonica (Maryland '02), first season
Assistant Coach: Caylee Waters (North Carolina '17), first season

Assistant Coach: Kerrigan Miller (North Carolina '21), first season
Director of Operations: Maris Large (Vermont '22), first season

UVA QUICK FACTS

Location Charlottesville, Va.
 Founded 1819 by Thomas Jefferson
 President Dr. James E. Ryan
 Athletics Director Carla Williams
 Faculty Athletics Rep Carrie M. Heilman
 Nicknames Cavaliers, Wahoo's, 'Hoos
 Mascot Cavalier
 Colors Orange and Blue
 Song Good Old Song
 Affiliations NCAA, Division I
 ACC (Coastal Division)

ALPHABETICAL

| No. | Name | Pos. |
|-----|-------------------|------|
| 16 | Madison Alaimo | A |
| 17 | Finley Barger | M |
| 28 | Maggie Bostain | D |
| 20 | Olivia Bruno | D |
| 44 | Breese Burlingame | GK |
| 30 | Katie Campel | A |
| 33 | Catia Carnevale | A |
| 32 | Nicole Cruthirds | D |
| 3 | Kate Demark | D |
| 4 | Jenna Dinardo | A |
| 10 | Maureen Duffy | M |
| 15 | Addi Forster | M |
| 5 | Kate Galica | M |
| 40 | Devon Gogerty | M |
| 7 | Mackenzie Hoeg | M |
| 13 | Kacy Hogarth | D |
| 6 | Abby Jansen | GK |
| 26 | Mel Josephson | GK |
| 27 | Morgan Koeneke | A |
| 11 | Abby Manalang | M |
| 12 | Peyton Meister | D |
| 21 | Kate Miller | A |
| 22 | Lauren Pederson | M |
| 14 | Morgan Schwab | A |
| 23 | Kiki Shaw | M |
| 37 | Lily Spyredes | A |
| 51 | Ashley Vernon | GK |
| 29 | Cece Webb | D |
| 31 | Ashley West | GK |
| 2 | Devon Whitaker | D |
| 25 | Corey White | M |
| 19 | Wylly Willmott | D |

PRONUNCIATIONS

Players

Alaimo A-LIE-mo
 Barger BAR-jer
 Bostain Boss-STAIN
 Carnevale CAR-ne-val
 Cruthirds Crew-thirds
 Garfinkel Gar-FINK-el
 Gogerty GO-gerty
 Hoeg HOAG
 Koeneke CONE-I-key
 Manalang Manna-lang
 Meister MY-stir
 Wylly WHY-Lee

Coaches

LaMonica La-MAHN-i-ka

BREAKDOWN BY...

CLASS

Freshman 8
 Sophomore 9
 Junior 6
 Senior 7
 Grad/Fifth 3

STATE

California 1
 Connecticut 1
 Florida 1
 Maryland 4
 New Hampshire 1
 New Jersey 5
 New York 8
 Pennsylvania 4
 Tennessee 1

Texas 1
 Utah 1
 Virginia 5

RETURNERS

| No. | Name | Pos. |
|-----|------------------|------|
| 2. | Devon Whitaker | D |
| 6. | Abby Jansen | GK |
| 7. | Mackenzie Hoeg | M |
| 10. | Maureen Duffy | M |
| 11. | Abby Manalang | M |
| 12. | Peyton Meister | D |
| 14. | Morgan Schwab | A |
| 17. | Finley Barger | M |
| 20. | Olivia Bruno | D |
| 21. | Kate Miller | A |
| 22. | Lauren Pederson | M |
| 23. | Kiki Shaw | M |
| 26. | Mel Josephson | GK |
| 27. | Morgan Koeneke | A |
| 28. | Maggie Bostain | D |
| 29. | Kacy Hogarth | D |
| 30. | Katie Campel | A |
| 31. | Ashley West | GK |
| 32. | Nicole Cruthirds | D |
| 40. | Devon Gogerty | M |
| 51. | Ashley Vernon | GK |

NEWCOMERS

| No. | Name | Pos. |
|-----|---------------------|------|
| 3. | Kate Demark | D |
| 4. | Jenna Dinardo | A |
| 5. | Kate Galica | M |
| 8. | Alexandra Schneider | D |
| 15. | Addi Foster | M |
| 16. | Madison Alaimo | A |
| 25. | Corey White | M |
| 29. | Cece Webb | D |
| 33. | Katia Carnevale | A |
| 44. | Breese Burlingame | GK |

THE UNIVERSITY OF VIRGINIA

UNIQUELY UVA

The University of Virginia is an institution rich with history and tradition. Here is some of the terminology that contributes to UVA's culture.

Grounds: The term used by students, faculty and alumni to refer to the University dating as far back as Thomas Jefferson. "Campus" is never used.

First Year, Second Year, Third Year, Fourth Year: Instead of freshman, sophomore, junior, senior. Why you may ask? To be a "senior" implies that a person has reached the final phase of learning, a feat that Thomas Jefferson believed to be impossible, arguing instead that education is a life-long process.

Commonwealth: Virginia is one of four constituent states of the United States of America that officially uses the name "Commonwealth" instead of the word state in all references. The other three commonwealths are Kentucky, Massachusetts and Pennsylvania.

UNIVERSITY NICKNAMES

Virginia's athletics teams have been accompanied by a somewhat confusing array of nicknames. The most prominent and widely accepted of these monikers are "Cavaliers," "Wahoos" and "Hoos."

Although the terms "Cavaliers," "Wahoos" and "Hoos" are used almost interchangeably to refer to University teams and players, "Cavaliers" is more often used by the media, while "Wahoos" and "Hoos" are frequently used by Virginia students and fans.

Legend has it that Washington & Lee baseball fans dubbed the Virginia players "Wahoos" during the fiercely contested rivalry that existed between the two in-state schools in the 1890s. By 1940, "Wahoos" was in general use around Grounds to denote University students or events relating to them. The abbreviated "Hoos" sprang up later in student newspapers and has gained growing popularity in recent years.

THE CAVALIER MASCOT

The costumed Cavalier with a large character head debuted during Virginia's 1984 football season and has remained the official mascot of the University.

UNIVERSITY COLORS

Orange and blue were adopted as the University of Virginia's official athletic colors at a mass student meeting in 1888. UVA athletic teams had previously worn silver gray and cardinal red, but those colors did not stand out on muddy football fields, prompting a student movement to change them.

One of the students attending the mass meeting was Allen Potts, a star athlete who played on Virginia's first football team in 1888. Potts showed up at the meeting wearing a navy blue-and-orange scarf that he had acquired during a summer boating expedition at Oxford University. Orange and blue were chosen as the official athletic colors after one of Potts' fellow students pulled the scarf off Potts' neck and, waving it to the crowd, yelled, "How will this do?" UVA later served as the inspiration for schools like Auburn and Florida when they selected school colors.


WAH-HOO-WAH

The origin of "Wah-hoo-wah" is uncertain. The cheer was used to root on Virginia teams as early as 1890 and may have been borrowed from Dartmouth College, whose athletics teams were once known as the Indians.

Legend attributes the yell to Natalie Floyd Otey, who sang the ballad "Where'er You Are, There Shall My Love Be" at Charlottesville's Levy Opera House in 1893. The predominantly student audience noticed that Otey warbled the first three words of the song between each of the stanzas and decided to join in the refrain. By evening's end, goes the legend, the crowd had corrupted "Where'er You Are" into "Wah-hoo-wah."

The Levy Opera House stands at the corner of High Street and Park Street and has since been renovated into an office building.

ATHLETIC COMMUNICATIONS

Quinn Hull - Assistant Director of Athletics Communications
Virginia Women's Lacrosse & Men's Soccer
E: quinn.hull@virginia.edu
C: 603.231.0026
@quinnhull11 

CREDENTIALS

All credential requests should be sent to Quinn Hull via email (quinn.hull@virginia.edu). Those who were granted an Olympic Sport season credential should use that to gain access to the media workspace at Klöckner Stadium. Media seating at Klöckner Stadium is first-come firstserved at the designated media spots.

PHOTOGRAPHERS

All photography credential requests should be sent to Quinn Hull via email (quinn.hull@virginia.edu).

RADIO

Broadcasts are made from the radio broadcast facilities in Klöckner Stadium. There is one courtesy line available for use by visiting radio crews. Arrangement for broadcasts must be validated in advance through the UVA Athletics Athletic Communications Office.

TELEVISION

Television rights for all home Virginia women's lacrosse games are owned by the Atlantic Coast Conference and ESPN. Permission must be obtained in advance to videotape the games for any purpose.

POSTGAME INTERVIEWS

Members of the media present for 2024 Virginia home women's lacrosse games will be invited on to the field to speak with head coach Sonia LaMonica and select student-athlete(s) approximately 10-15 minutes after the conclusion of each game.

COVERING A GAME AT KLÖCKNER STADIUM

When covering a game being played at Klöckner Stadium, please include the umlaut above the letter 'ö' in Klöckner. Mac users can do this by clicking Alt-u or Option-u and then typing the letter o. PC users should make sure their number lock is off and then type Alt O246.

VIRGINIA'S RECORD WHEN...

Home: 5-2 Wearing White Tops: 4-1
 Away: 3-1 Wearing Blue Tops: 3-1
 Neutral: 1-0 Wearing Orange Tops: 1-1

Playing after a...

Win: 7-2 Loss: 1-1

Playing against...

Ranked opp.: 4-2 Top 5 opp.: 1-0
 Higher ranked opp.: 2-2 Lower/unranked opp.: 7-1

Overtime: 0-1

Day games: 5-2 Night games: 3-1

Score Margin...

One-goal games: 1-2 Two-goal games: 2-0
 Three-goal games: 0-0 Four-goal games: 0-0
 Five-plus goal games: 6-1

Leading after...

Halftime: 8-0 Three quarters: 8-1

Tied after...

Halftime: 0-1 Three quarters: 0-1

Trailing after...

Halftime: 1-2 Three quarters: 0-1

Ground Balls:

Virginia wins more GBs: 3-3 Opp. wins more GBs: 4-0
 GBs are the same: 2-0

Turnovers:

Virginia has more TOs: 3-0 Opp. has more TOs: 5-2
 TOs are the same: 1-1

MORGAN SCHWAB: AN ELITE QUARTERBACK

- Virginia's senior attacker, Morgan Schwab, put together an impressive junior season in which she recorded 49 assists as well as 20 goals.
- The quarterback of the UVA offense, Schwab averaged the second-most assists in NCAA Division I for 2023 with an average of 2.72 per game. Her total tally for the season ranked seventh nationally and fourth in the ACC.
- Schwab has her fingerprints all over the Cavalier record books in the assist category. In 2022, she tied the Virginia single-game assist record with seven against USC. She appears on the all-time list two more times at No. 4 (6 assists at Richmond/Albany, '23) and No. 6 (5 assists at Princeton/Syracuse, '23)
- Last season she recorded the second-most assists (49) in a single season throughout the history of the program. Schwab entered the 2024 season with 102 career assists and is climbing her way up the career assists list at UVA.
- Schwab set a single-game record with eight assists in a 20-5 win over Richmond (March 6). She then set the UVA career record with her 130th assist at Notre Dame.
- On Thursday (March 7) Morgan Schwab was announced as an addition to the 2024 Tewaaron Award Watch List. This marks Schwab's first-ever honor by the foundation as she joins co-captain Mackenzie Hoeg on the list. Hoeg was included in the initial list announced in February.
- Schwab's total of 43 assists this season currently leads NCAA Division I.

VIRGINIA CAREER ASSISTS RECORDS

1. Morgan Schwab (2021-24) 141
2. Lindsay Sheehan (1984-86)..... 129
3. Amy Appelt (2002-05)..... 115
4. Maggie Jackson (2016-19) 108
5. Ashley McCulloch (2006-09) 105
6. Lauren Aumiller (2000-03)..... 103
7. Casey Bocklet (2013-15) 83
8. Josie Owen (2008-12) 81
9. Blair Weymouth (2006-09) 78
10. Caitlin Banks (2001-04)..... 76

VIRGINIA SINGLE-SEASON ASSIST RECORDS

1. Lindsay Sheehan (1986)..... 66
2. Morgan Schwab (2023) 52
3. Morgan Schwab (2024) 43
- Lindsay Sheehan (1985)..... 43
5. Amy Appelt (2005) 38
6. Ashley McCulloch (2007) 37
- Maggie Jackson (2019) 37
8. Lauren Aumiller (2003) 36
9. Lauren Aumiller (2002) 35
- Josie Owen (2012)..... 35

NCAA DIVISION I ASSIST LEADERS

1. Morgan Schwab, Virginia 43
2. Eloise Clevenger, Maryland 41
3. McKenna Davis, Boston College... 39
4. Kayla Downey, Virginia Tech 38
5. Grace Dobrzynski, Siena 37
6. Alex Finn, Stony Brook 36
6. Maggi Hall, Florida 36
6. Isabella Miller, Holy Cross 36
9. Riley Latray, Niagara 34
10. Isabella Vitale, USC 34

VIRGINIA CAREER POINTS RECORDS

1. Amy Appelt (2001-05)..... 373
2. Lauren Aumiller (2000-03) 320
3. Blair Weymouth (2006-09) 271
4. Tyler Leachman (2003-06) 261
5. Lindsay Sheehan (1984-86) 251
6. Maggie Jackson (2016-19)..... 231
7. Ashlyn McGovern (2019-23)..... 224
8. Dawn Wisniewski (1984-87) 224
9. Morgan Schwab (2021-24) 220
10. Sammy Mueller (2017-20) 215

COMPARISONS

| | UVA | VCU |
|------------------------------|---------|---------|
| SHOT STATISTICS | | |
| Goals-Shot attempts | 172-351 | 138-327 |
| Goals scored per game | 14.33 | 11.50 |
| Shot pct. | .490 | .422 |
| Shots on goal-Attempts | 255-351 | 244-327 |
| SOG pct. | .726 | .746 |
| Shots/Game | 29.2 | 27.2 |
| Assists | 110 | 59 |
| Free position Made-Att | 15-40 | 35-71 |
| Free position pct. | .375 | .493 |
| GOAL BREAKDOWN | | |
| Total Goals | 172 | 138 |
| Free-position | 15 | 35 |
| Unassisted | 62 | 79 |
| Overtime | 0 | 0 |
| Goals scored avg. | 14.27 | 11.50 |
| GROUND BALLS | 184 | 204 |
| DRAW CONTROLS | 138 | 173 |
| TURNOVERS | 171 | 198 |
| CAUSED TURNOVERS | 114 | 127 |
| CLEARs | 215-235 | 204-228 |
| Clear Pct. | .915 | .859 |
| SHOT CLOCK VIOLATIONS | 4 | 1 |

Draw Controls:

Virginia has more DCs: 2-0 Opp. has more DCs: 7-3
 DCs are the same: 0-0

VIRGINIA IN THE POLLS - BREAKDOWN

IWLCA (Coaches)

1. Northwestern
2. Maryland
3. Syracuse
4. Boston College
5. Michigan
6. Notre Dame
7. Penn
8. Loyola
9. Johns Hopkins
10. Florida
11. Virginia
12. James Madison
13. Denver
14. North Carolina
15. Stony Brook
16. Yale
17. Stanford
18. Princeton
19. Navy
20. Colorado
21. USC
22. Penn State
23. Duke
24. Harvard
25. Fairfield

USA Lacrosse (Media)

1. Notre Dame
2. Northwestern
3. Syracuse
4. Boston College
5. Penn
6. Maryland
7. Michigan
8. Loyola
9. Johns Hopkins
10. Virginia
11. James Madison
12. Denver
13. Florida
14. Stony Brook
15. Yale
16. North Carolina
17. Princeton
18. Stanford
19. Duke
20. Ohio State

RV: Brown, Colorado, Drexel, Fairfield, Harvard, Penn State, Richmond, USC

RV: Brown, Clemson, Ohio State, Drexel, Richmond

VIRGINIA WEEK-BY-WEEK

| Week | IWLCA/IL | USA |
|-----------|----------|-----|
| Preseason | 16 | 20 |
| Feb. 12 | 16 | 18 |
| Feb. 19 | 15 | 15 |
| Feb. 26 | 14 | 15 |
| March 4 | 13 | 15 |
| March 11 | 10 | 4 |
| March 18 | 9 | 5 |
| March 25 | 8 | 7 |
| April 1 | 11 | 10 |
| April 8 | | |
| April 15 | | |
| April 22 | | |
| April 29 | | |
| May 6 | | |

ACC PRESEASON POLL

| No. | Team | Votes |
|-----|----------------|-------|
| 1. | Boston College | 98 |
| 2. | Syracuse | 83 |
| 3. | North Carolina | 80 |
| 4. | Notre Dame | 78 |
| 5. | Virginia | 55 |
| 6. | Clemson | 46 |
| 7. | Duke | 43 |
| 8. | Virginia Tech | 35 |
| 9. | Louisville | 20 |
| 10. | Pitt | 12 |

GOING STREAKING

• Registering at least a point in 21 consecutive games, Katia Carnevale owns the longest active streak among Cavaliers this season.

CAVALIER CAPTAINS

• Virginia returns a pair of captains from the 2023 season in Mackenzie Hoeg and Kiki Shaw

• Head coach Sonia LaMonica announced in December that Morgan Schwab would be named a captain ahead of the 2024 season.

STANDOUT GOALKEEPING

• After an open competition between Virginia's five rostered goalkeepers, sophomore Mel Josephson was named the starting goalkeeper ahead of the season after not seeing any game time in 2023.

• The sophomore's impressive play between the pipes proved crucial as Josephson helped to negate a Cavalier disadvantage in draw controls and ground balls in UVA's first three games of the season.

• Josephson was awarded with ACC Defensive Player of the Week (Feb. 13) after back-to-back 12-save performances to end the week with a percentage of .615 in two games.

• Josephson currently ranks No. 22 in NCAA Division I and third in the ACC with 98 total saves.

• Josephson is third in the ACC in save percentage (.458) while ranking No. 33 in NCAA Division I

JOSEPHSON IN 2024

| ## | Goalie | GP | Min. | GA | GAAvg | Save | Pct | W-L-T |
|----|---------------|----|--------|-----|-------|------|------|-------|
| 26 | Mel Josephson | 12 | 691:43 | 115 | 9.98 | 98 | .460 | 9-3-0 |
| | Opponents | 12 | 723:00 | 172 | 14.27 | 83 | .325 | 3-9-0 |

VIRGINIA GOALKEEPERS IN 2023

| ## | Goalie | GP | Min. | GA | GAAvg | Save | Pct | W-L-T |
|----|---------------|----|---------|-----|-------|------|------|--------|
| 51 | Ashley Vernon | 14 | 554:02 | 117 | 12.67 | 70 | .374 | 7-4-0 |
| 6 | Abby Jansen | 13 | 534:34 | 121 | 13.58 | 67 | .356 | 4-3-0 |
| 31 | Ashley West | 1 | 3:24 | 2 | 35.29 | 0 | .000 | 0-0-0 |
| | Total | 18 | 1092:00 | 240 | 13.19 | 137 | .363 | 11-7-0 |
| | Opponents | 18 | 1092:00 | 267 | 14.67 | 161 | .376 | 7-11-0 |

A STAR TRANSFER

• Lehigh transfer Katia Carnevale has slotted directly into the Cavalier offense at midfield and has proved to be an early catalyst for a new-look Cavalier offense.

• In four seasons with the Mountain Hawks, Carnevale amassed a total of 156 goals and 34 assists for a total of 190 points. Carnevale logged 15 multi-goal games with 11 hat-tricks in 2023.

• A prolific scorer, Carnevale has recorded a career-high of eight goals on two occasions while playing for Lehigh (4/20/22, 3/13/21).

• In her Cavalier debut, Carnevale was front and center scoring the first goal of the 2024 campaign in route to a four-goal performance to notch the 28th hat trick of her career.

• Carnevale is averaging 3.09 goals per game and leads the Cavaliers in goals with 34 on the season.

• Carnevale tallied a season high of six goals against Pittsburgh (March 16) marking her best offensive performance with seven total points on the day.

• The Virginia transfer has registered seven hat tricks in 12 games this season, pushing her career total to 34.

GALICA DOING IT ALL

• Among a class of impressive newcomers, Virginia's freshman Kate Galica has stood out as an impressive addition with a wide skillset in the midfield.

• Galica has been an important piece for the Cavaliers taking a significant portion of the team's draws. With 44 draw controls, she currently leads the team in the category, but her contributions do not end there.

• Offensively, Galica has proven to be a threat in front of goal chipping in 14 goals including a five-game scoring streak (Feb. 17-March 6). She has scored in each of her last two games.

• Against No. 18 Clemson and No. 23 Richmond, Galica accounted for six goals, nine draw controls, three ground balls and three caused turnovers.

• Galica is also a stand-out factor in other phases of the game as well. A relentless approach on the defensive and in the ride game, Galica has accounted for 12 caused turnovers and 19 ground balls this season.

GRITTY LACROSSE

• When performance at the draw so often has a significant effect on the outcome of games, Virginia has been at a disadvantage in the majority of its games this season coming away with less draw controls than their opponents.

• The Cavalier team has shown toughness and grit as the team was able to grind out three victories despite the disadvantage. Their success, despite losing out in the draw control battle, can largely be attributed to the play of Mel Josephson in goal as well as the team's efficiency on the offensive end and in the clearing game.

CONSECUTIVE GAMES WITH A GOAL

| Name, Pos. | Streak | Goals During Streak | Streak Started |
|------------------------|--------|---------------------|----------------|
| #7 Mackenzie Hoeg, M | 16 | 42 | April 15, 2023 |
| #4 Jenna Dinardo, A | 12 | 25 | Feb. 9, 2024 |
| #21 Kate Miller, A | 8 | 13 | Feb. 25, 2024 |
| #33 Katia Carnevale, A | 7 | 26 | Feb. 25, 2024 |
| #5 Kate Galica, M | 3 | 4 | March 16, 2024 |
| #23 Kiki Shaw, M | 4 | 8 | March 16, 2024 |

CONSECUTIVE GAMES WITH A POINT

| Name, Pos. | Streak | G-A-P During Streak | Streak Started |
|------------------------|--------|---------------------|-----------------|
| #33 Katia Carnevale, M | 21 | 66-17-83 | March 29, 2023* |
| #7 Mackenzie Hoeg, M | 18 | 42-4-46 | April 15, 2023 |
| #14 Morgan Schwab, A | 15 | 18-56-74 | April 20, 2023 |
| #4 Jenna Dinardo, A | 12 | 25-6-31 | Feb. 9, 2024 |
| #5 Kate Galica, M | 10 | 14-3-17 | Feb. 17, 2024 |
| #21 Kate Miller, A | 8 | 12-11-23 | Feb. 23, 2024 |
| #23 Kiki Shaw, M | 7 | 13-9-21 | Feb. 25, 2024 |

*started at Lehigh

MULTIPLE GOAL GAMES

| Name, Pos. | 2024 | Career | Career 3+ Goals |
|------------------------|------|--------|-----------------|
| #33 Katia Carnevale, M | 9 | 49* | 34* |
| #7 Mackenzie Hoeg, M | 11 | 38 | 17 |
| #23 Kiki Shaw, M | 7 | 22 | 4 |
| #14 Morgan Schwab, A | 4 | 18 | 10 |
| #5 Kate Galica, M | 4 | 5 | 2 |
| #21 Kate Miller, A | 3 | 15 | 5 |
| #28 Maggie Bostain, D | 0 | 3 | 1 |
| #16 Madison Alaimo, A | 2 | 2 | 1 |
| #4 Jenna Dinardo, A | 7 | 7 | 4 |
| #40 Devon Gogerty, M | 1 | 1 | 0 |

*Includes Lehigh tenure

MULTIPLE ASSIST GAMES

| Name, Pos. | 2024 | Career | Career 3+ Assists |
|------------------------|------|--------|-------------------|
| #14 Morgan Schwab, A | 10 | 33 | 23 |
| #33 Katia Carnevale, M | 2 | 12* | 2* |
| #21 Kate Miller, A | 5 | 14 | 7 |
| #7 Mackenzie Hoeg, M | 1 | 4 | 0 |
| #16 Madison Alaimo, A | 5 | 5 | 2 |
| #10 Maureen Duffy, M | 0 | 1 | 0 |
| #23 Kiki Shaw, M | 1 | 2 | 0 |
| #4 Jenna Dinardo | 1 | 1 | 0 |

*includes Lehigh tenure

HOEG PICKS UP WHERE SHE LEFT OFF

- Mackenzie Hoeg's offensive output has increased with every season she has played as a Cavalier ending 2023 with a career-best 40 goals and four assists for 44 points.
- Hoeg was blazing hot at the tail end of 2023 scoring four consecutive hat tricks with 14 goals over that four-game period. The 2024 season started on a similar note as Hoeg notched three goals in UVA's opening game against Liberty (Feb. 9).
- Hoeg was named to the 2024 Tewaaraton Watch list on Feb. 15. It is the first honor she has received from the Tewaaraton Foundation in her career.
- A deadly accurate finisher, Hoeg ranks 10th in NCAA Division I in shot percentage with a mark of .644

VIRGINIA CAREER DRAW CONTROLS LIST

1. Aubrey Williams (2021-23)..... 332
2. Maggie Jackson (2016-19)..... 301
3. Brittany Kalkstein (2007-10)..... 287
4. Courtney Swan (2012-15)..... 272
5. Sammy Mueller (2017-20)..... 204
6. Lauren Aumiller (2000-03)..... 195
7. Kasey Behr (2015-18)..... 151
8. **Mackenzie Hoeg (2021-24)..... 139**
9. Nikki Lieb (2003-06)..... 136
10. Liza Blue (2011-15)..... 135

FANTASTIC FRESHMEN

- Virginia has seen a staggering amount of its offensive production come from first-years, an unusual occurrence for the storied program.
- Attacker Madison Alaimo ranks third among freshman in NCAA Division I with 16 assists. She is currently tied for fourth on the single season freshman records list at UVA.
- Alaimo ranks second among Cavaliers this season in assists trailing only Morgan Schwab, UVA's all-time leader in the category.
- Kate Galica has racked up a total of 44 draw controls, moving up to fourth on the single season freshman list at Virginia.
- Jenna Dinardo leads the UVA freshmen in goal scoring with 25 on the season
- Kate Galica has been a stand out defensively with devastating speed while causing 12 turnovers and scooping up 19 ground balls

UVA SINGLE SEASON FRESHMAN RECORDS

- ASSISTS**
1. Amy Appelt (2002) 21
 - Blair Weymouth (2006) 21
 3. Cary Chasney (2002)..... 19
 4. Lauren Aumiller (2000)..... 16
 - Madison Alaimo (2024) 16**
 6. Charlie Finnigan (2010) 15
 - 7. Morgan Schwab (2021) 13**
 - Mills Hook (1998) 13
 9. Sloan Warren (2012) 12
 10. Erin Stewart (1990)..... 11
 - Caitlin Banks (2001) 11

- DRAW CONTROLS**
1. Brittany Kalkstein (2007)69
 2. Aubrey Williams (2021)50
 3. Lauren Aumiller (2000)46
 - 4. Kate Galica (2024)44**
 5. Kaitlin Duff (2007).....42
 6. Maggie Jackson (2016).....39
 7. Cherie Greer (1991).....32
 - Daniela Eppler (2012).....32
 - 9. Maggie Bostain (2021)31**
 10. Blair Wymouth (2006)30

DEFENDING THE NATION'S BEST

- Facing the nation's seventh-toughest schedule so far with matchups against six teams ranked in the top-25 in scoring offense, the Virginia defense has been impressive giving up an average of just 9.8 goals in those contests.

UVA AGAINST TOP SCORING OFFENSES

| Rank | Opponent | Opp. Goals-Per-Game | Scored Against UVA |
|------|----------------|---------------------|--------------------|
| 5 | Notre Dame | 17.00 | 10 |
| 6 | James Madison | 16.36 | 8 |
| 9 | Clemson | 16.17 | 12 |
| 10 | Syracuse | 16.00 | 15 |
| 14 | Stanford | 15.60 | 9 |
| 18 | Richmond | 14.64 | 5 |
| 26 | North Carolina | 14.25 | 9 |

THIRD QUARTER DOMINANCE

- Virginia has been impressive at the start of the second half this season outscoring its opponents by a margin of 50-23 in the third quarter.
- The Cavaliers have notched five or more goals in the third quarter in five games.
- Virginia's most impressive defensive run came when the Cavaliers held No. 23 Richmond to a 46:47 minute scoring drought which spanned all four quarters of the game.
- UVA has outscored its opponents in the third quarter in 10 games this season
- The Virginia defense has put together a total of three shutout quarters this season. (Liberty Q3, Richmond Q2, Richmond Q3)

VIRGINIA SCORING RUNS

| Opponent | Date | Goals | Time | Run (Qtr.) |
|------------|--------|-------|-------|--------------------|
| RICHMOND | 3/6/24 | 16 | 47:11 | 4:04 Q1 - 8:45 Q4 |
| at Liberty | 2/9/24 | 6 | 10:21 | 9:43 Q3 - 14:22 Q4 |

Minimum five consecutive goals; Run =time of 1st goal - time of last goal

OPPONENT SCORING RUNS

| Opponent | Date | Goals | Time | Run (Qtr.) |
|----------|---------|-------|------|-------------------|
| Duke | 3/30/24 | 5 | 8:35 | 8:36 Q2 - 0:01 Q2 |

Minimum five consecutive goals; Run =time of 1st goal - time of last goal

OPPONENT SCORING DROUGHTS

| Opponent | Date | Time | Drought (Qtr.) |
|---------------|---------|-------|--------------------|
| RICHMOND | 3/6/24 | 46:47 | 6:43 Q1 - 6:30 Q4 |
| at Liberty | 2/9/24 | 23:22 | 2:25 Q2 - 9:03 Q4 |
| at Notre Dame | 3/9/24 | 15:09 | 9:53 Q2 - 9:44 Q3 |
| at Liberty | 2/9/24 | 14:15 | 4:12 Q1 - 4:57 Q2 |
| vs Cornell | 2/25/24 | 14:09 | 14:39 Q4 - 0:30 Q4 |
| vs Cornell | 2/25/24 | 14:01 | 0:48 Q2 - 1:57 Q3 |
| STANFORD | 2/11/24 | 12:12 | 15:00 Q1 - 2:48 Q2 |
| at Clemson | 3/4/24 | 12:03 | 1:16 Q3 - 4:13 Q4 |

Minimum 12 minutes

VIRGINIA SCORING DROUGHTS

| Opponent | Date | Time | Drought (Qtr.) |
|------------|---------|-------|--------------------|
| at Liberty | 2/9/24 | 17:49 | 12:32 Q2 - 9:43 Q3 |
| vs UNC | 2/23/24 | 16:02 | 10:47 Q1 - 9:45 Q2 |
| STANFORD | 2/11/24 | 15:42 | 9:43 Q1 - 9:01 Q2 |
| SYRACUSE | 3/23/24 | 14:14 | 7:11 Q1 - 7:57 Q2 |
| SYRACUSE | 3/23/24 | 14:45 | 14:52 Q4 - 0:00 Q4 |
| Duke | 3/30/24 | 12:39 | 8:40 Q1 - 11:01 Q2 |

Minimum 12 minute

AWARDS CENTRAL

USA Lacrosse Preseason All-America (Jan. 17)

Morgan Schwab (Honorable Mention)

Tewaaraton Watch List (Date Added)

Mackenzie Hoeg (Feb. 15)
Morgan Schwab (March 7)
Maggie Bostain (March 28)
Katia Carnevale (March 28)

IL Women Mid-Season All-Americans

Maggie Bostain — Third Team, Defender
Mel Josephson — Honorable Mention, Goalkeeper
Morgan Schwab — Honorable Mention, Attacker

USA Lacrosse Magazine Player of the Week

Morgan Schwab (March 12)

IWLCA Offensive Player of the Week

Morgan Schwab (March 12)

ACC Players of the Week

Mel Josephson — Defensive Player of the Week (Feb. 13)
Morgan Schwab — Offensive Player of the Week (March 12)
Maggie Bostain — Defensive Player of the Week (March 12)

VIRGINIA SCORING SUMMARY IN Q3

| Game | UVA | OPP |
|-------------------|-----|-----|
| at Liberty | 5 | 0 |
| vs Stanford | 5 | 2 |
| vs Princeton | 4 | 2 |
| vs North Carolina | 2 | 1 |
| vs Cornell | 5 | 1 |
| at Clemson | 2 | 4 |
| vs Richmond | 7 | 0 |
| at Notre Dame | 4 | 2 |
| vs Pitt | 7 | 3 |
| vs JMU | 3 | 1 |
| vs Syracuse | 4 | 3 |
| at Duke | 2 | 4 |
| Totals | 48 | 19 |

ACC TEAMS IN THE NATIONAL POLLS

- One of the toughest conferences in the nation, the ACC has six total teams ranked in the latest IWLCA Poll
- ACC teams included in the poll include: Boston College, North Carolina, Syracuse, Notre Dame, Virginia, and Clemson
- The past 11 consecutive NCAA title games have featured at least one current ACC-member school. That streak extends to 15 consecutive NCAA title games featuring ACC teams prior to Maryland's departure in 2013 (2009-23).
- Over that stretch, Boston College has made six appearances in the title game, North Carolina appeared in five while Syracuse made three. Those three teams accounted for four titles in that run.

JULIE MYERS SELECTED FOR 2024 IWLCA HALL OF FAME CLASS

- The Intercollegiate Women's Lacrosse Coaches Association announced Thursday (Feb. 15) that three coaches have been selected for induction into the association's Hall of Fame class for 2024 including Virginia alumna and legendary head coach Julie Myers.
- During her 28-year tenure as head coach at UVA, Myers amassed a remarkable record of 349-181 (.658), solidifying her as one of the most successful coaches in NCAA Division I collegiate lacrosse history. Her win total ranks fifth overall in NCAA Division I and 11th across all NCAA Divisions. Over her 28 years at the helm, Myers consistently led her teams to the postseason with the exception of 2020 when the NCAA spring championships were canceled due to the pandemic.
- Under her guidance, the Cavaliers clinched the NCAA Division I championship in 2004 and finished as national runners-up six times. Additionally the Cavaliers secured five ACC championships under Myers.

NOTABLE DEPARTURES

- Though Virginia has made valuable additions to the squad while retaining some top talent, the team will still be tasked with replacing some top performers from the 2023 season.
- Rachel Clark departed in the summer for Boston College via the transfer portal. Clark led the Cavaliers in 2023 with 63 goals while adding 13 assists for a total of 76 points.
- The Cavaliers will also be missing Ashlyn McGovern on the attacking end of the field. A senior who finished her Virginia career with the third-most goals (204) in program history, McGovern accounted for 61 goals and seven assists.
- Another question mark for the Cavaliers will take place in the center circle after the departure of the program's all-time leader in draw controls (332), Aubrey Williams.
- Clark and McGovern accounted for 46 percent of Virginia's goals in 2023. Either Clark or McGovern have led the team in goals in each of the last three seasons.

CAVALIER COACHES ON THE WORLD STAGE

- Virginia's coaching staff has a wealth of experience not only at the collegiate level, but on the professional and world stage.
- Head coach Sonia LaMonica, an Australian native and Maryland graduate, led the Australian national team to a World Cup title beating out the US national team for the gold medal on American soil. LaMonica was named to the 2005 IFWLA All-World Team and can also boast silver medals at the 2009 World Cup Championship and the 1999 World Championship as well as the bronze medal at the 2013 World Cup Championship in Canada.
- Assistant coach Caylee Waters is a current member of the US National Team and competes professionally with Athletes Unlimited. Waters split time in goal with the US National Team at the 2022 World Cup Championship as the US went on a run to the gold medal, winning gold on American soil for the first time in the team's history.
- Assistant coach Kerrigan Miller, also competes professionally with Athletes Unlimited, and has been a member of the USA Women's Senior National Training Team for the past two years.

VIRGINIA LEADERS BY CATEGORY

| ## | POINTS | GP | G | A | Pts | Shots |
|----|-----------------|----|----|----|-----|-------|
| 14 | Morgan Schwab | 12 | 15 | 43 | 58 | 35 |
| 33 | Katia Carnevale | 12 | 35 | 9 | 44 | 78 |
| 7 | Mackenzie Hoeg | 12 | 29 | 3 | 32 | 45 |
| 4 | Jenna Dinardo | 12 | 25 | 6 | 31 | 43 |
| 21 | Kate Miller | 12 | 15 | 16 | 31 | 41 |
| 16 | Madison Alaimo | 12 | 13 | 16 | 29 | 22 |
| 23 | Kiki Shaw | 12 | 19 | 9 | 28 | 36 |
| 5 | Kate Galica | 12 | 14 | 3 | 17 | 25 |
| 15 | Addi Foster | 9 | 1 | 3 | 4 | 9 |
| 40 | Devon Gogerty | 4 | 2 | 1 | 3 | 6 |

| ## | GOALS | GP | G | A | Pts | Shots |
|----|-----------------|----|----|----|-----|-------|
| 33 | Katia Carnevale | 12 | 35 | 9 | 44 | 78 |
| 7 | Mackenzie Hoeg | 12 | 29 | 3 | 32 | 45 |
| 4 | Jenna Dinardo | 12 | 25 | 6 | 31 | 43 |
| 23 | Kiki Shaw | 12 | 19 | 9 | 28 | 36 |
| 14 | Morgan Schwab | 12 | 15 | 43 | 58 | 35 |
| 21 | Kate Miller | 12 | 15 | 16 | 31 | 41 |
| 5 | Kate Galica | 12 | 14 | 3 | 17 | 25 |
| 16 | Madison Alaimo | 12 | 13 | 16 | 29 | 22 |
| 40 | Devon Gogerty | 4 | 2 | 1 | 3 | 6 |
| 28 | Maggie Bostain | 12 | 2 | 0 | 2 | 5 |

| ## | ASSISTS | GP | G | A | Pts | Shots |
|----|------------------|----|----|----|-----|-------|
| 14 | Morgan Schwab | 12 | 15 | 43 | 58 | 35 |
| 16 | Madison Alaimo | 12 | 13 | 16 | 29 | 22 |
| 21 | Kate Miller | 12 | 15 | 16 | 31 | 41 |
| 33 | Katia Carnevale | 12 | 35 | 9 | 44 | 78 |
| 23 | Kiki Shaw | 12 | 19 | 9 | 28 | 36 |
| 4 | Jenna Dinardo | 12 | 25 | 6 | 31 | 43 |
| 5 | Kate Galica | 12 | 14 | 3 | 17 | 25 |
| 15 | Addi Foster | 9 | 1 | 3 | 4 | 9 |
| 7 | Mackenzie Hoeg | 12 | 29 | 3 | 32 | 45 |
| 32 | Nicole Cruthirds | 12 | 0 | 1 | 1 | 0 |

| ## | GROUND BALLS | GP | GB |
|----|------------------|----|----|
| 3 | Kate Demark | 12 | 22 |
| 28 | Maggie Bostain | 12 | 20 |
| 5 | Kate Galica | 12 | 19 |
| 7 | Mackenzie Hoeg | 12 | 16 |
| 16 | Madison Alaimo | 12 | 12 |
| 26 | Mel Josephson | 12 | 12 |
| 21 | Kate Miller | 12 | 12 |
| 2 | Devon Whitaker | 12 | 12 |
| 32 | Nicole Cruthirds | 12 | 11 |
| 23 | Kiki Shaw | 12 | 9 |

| ## | DRAW CONTROLS | GP | DC |
|----|----------------|----|----|
| 5 | Kate Galica | 12 | 44 |
| 28 | Maggie Bostain | 12 | 27 |
| 21 | Kate Miller | 12 | 23 |
| 23 | Kiki Shaw | 12 | 20 |
| 7 | Mackenzie Hoeg | 12 | 11 |
| 2 | Devon Whitaker | 12 | 4 |
| TM | TEAM | 7 | 2 |
| 14 | Morgan Schwab | 12 | 1 |
| 11 | Abby Manalang | 8 | 1 |
| 40 | Devon Gogerty | 4 | 1 |

HEAD COACH SONIA LAMONICA



LaMonica takes over UVA's storied program for the 2023-24 season after serving as the head women's lacrosse coach at Towson for the last 14 seasons. At Towson, she amassed a 139-91 record and owns a 147-101 all-time coaching record after starting her head coaching career at Mount St. Mary's for one season.

During her tenure at Towson, LaMonica led the Tigers to seven NCAA Tournament appearances and four Colonial Athletic Association (CAA) Tournament Championships. She has been named the CAA Coach of the Year five times.

Towson finished first or second in the CAA in 10 of her 14 seasons at the helm and made nine CAA tournament championship game appearances, including six-straight. LaMonica has coached six players to All-America honors and has had numerous All-CAA and All-Region honorees.

LaMonica consistently challenged her teams with tough schedules against top-ranked opponents. Towson finished .500 or better in 12 of the 14 seasons she oversaw the program, with one of the two being cut short due to the pandemic.

A native of Darlington, South Australia, LaMonica (pronounced La – MAHN – ick – uh) was named the 10th head coach in the history of the Towson women's lacrosse program after the 2010 season. She returned to lead the Tigers after a one-year stint as the head coach at Mount St. Mary's.

As the Mountaineers' head coach, LaMonica led Mount St. Mary's to an 8-9 record in 2010 and a berth in the Northeast Conference (NEC) semifinals. She coached five players who earned All-NEC honors.

Prior to becoming the Mountaineers' head coach, LaMonica spent two seasons as a member of Missy Doherty's staff at Towson and helped the Tigers win a pair of Colonial Athletic Association (CAA) championships.

Before joining the Tigers' staff, LaMonica was an assistant coach at the University of Denver, helping the Pioneers to a 15-5 record during the 2006 season. She coached the Mountain Pacific Sports Federation (MPSF) Player and Rookie of the Year along with three all-conference selections and the program's first IWFLCA All-West/Midwest region honoree.

LaMonica is also the head coach of the Women's Professional Lacrosse League's (WPLL) Baltimore Brave. LaMonica led the Brave to the league championship in 2019 and guided the team to the title game in the inaugural season a year earlier.

In addition to her success as a coach, LaMonica is a member of the Australian National Team. She helped Australia win the gold medal at the 2005 World Cup Championship and a silver medal at the 2009 World Cup Championship. In the summer of 2013, LaMonica played a key role in helping Australia earn a bronze medal at the World Cup Championship in Canada.

ALL TIME COACHING AT UVA

| Coach | Years | W | L | T | Pct. |
|--------------------------|-------|-----|-----|---|------|
| Linda Southworth | 8 | 58 | 37 | 5 | .605 |
| Jane Miller | 12 | 145 | 44 | 0 | .767 |
| Julie Myers | 27 | 348 | 174 | 0 | .667 |
| Sonia LaMonica (Present) | 1 | 9 | 3 | 0 | .750 |

Named to the 2005 IFWLA All-World Team, she was also a member of the U-19 Australian National Team that won the silver medal at the 1999 World Championships and was also the recipient of the U21 South Australian Sportswoman of the Year award.

A 2003 graduate of Maryland, LaMonica was a three-year starter for the Terrapins. She earned first team All-America honors and was a candidate for the Tewaaraton Trophy during her senior season after leading Maryland to the Atlantic Coast Conference (ACC) championship. A team captain during her senior season, she was a member of three ACC championship teams and helped the Terrapins win the 2000 and 2001 NCAA titles.

LaMonica scored 111 goals in her college career, including 49 goals as a senior, along with 55 assists.

Formerly Sonia Judd, LaMonica is married to former Maryland men's lacrosse standout Michael LaMonica. The couple resides in Parkton, Md., with their sons, Luca and Bodhi and daughter, Marley.

Michael LaMonica, a member of the Towson coaching staff, will join Sonia as an assistant coach for the Cavaliers.

LAMONICA CAREER COACHING RECORD

| Year | Team | Overall | Conf. | Conf. Finish | NCAA Tournament |
|-------|------------------|---------|-------|--------------|-----------------|
| 2010 | Mt. Saint Mary's | 8-9 | 6-3 | Semifinal | - |
| 2011 | Towson | 11-7 | 6-1 | Final | - |
| 2012 | Towson | 16-4 | 7-0 | Champions | First Round |
| 2013 | Towson | 10-9 | 6-1 | Champions | First Round |
| 2014 | Towson | 11-8 | 4-1 | Champions | First Round |
| 2015 | Towson | 9-9 | 3-3 | Final | - |
| 2016 | Towson | 16-4 | 5-1 | Champions | Second Round |
| 2017 | Towson | 12-7 | 4-2 | Final | First Round |
| 2018 | Towson | 16-5 | 5-1 | Final | Second Round |
| 2019 | Towson | 7-10 | 5-1 | Semifinal | - |
| 2020* | Towson | 2-4* | * | * | * |
| 2021 | Towson | 9-9 | 0-4 | Semifinal | First Round |
| 2022 | Towson | 9-8 | 5-1 | Final | - |
| 2023 | Towson | 11-7 | 5-2 | Final | - |
| 2024 | Virginia | 7-1 | 2-1 | - | - |

Career **156-103** **64-24**
ACC: 3-3

*Season canceled due to COVID-19 Pandemic

2024 SEASON STATS



2024 Virginia Lacrosse
Virginia Combined Team Statistics
All games (as of Apr 02, 2024)

| RECORD: | OVERALL | HOME | AWAY | NEUTRAL |
|----------------|---------|------|------|---------|
| ALL GAMES | 9-3 | 5-2 | 3-1 | 1-0 |
| CONFERENCE | 3-3 | 1-2 | 2-1 | 0-0 |
| NON-CONFERENCE | 6-0 | 4-0 | 1-0 | 1-0 |

| Date | Opponent | Score | Att. | ## | PLAYER | GP | G | A | Pts | Sh | Gw | Up | Dn | GB | DC | TO | CT |
|----------|-------------------|----------|------|----|---------------------|----|-----|-----|-----|-----|----|----|----|-----|-----|-----|-----|
| Feb 9 | at Liberty | w 14-6 | 317 | 33 | Katia Carnevale | 12 | 35 | 9 | 44 | 78 | 4 | 7 | 0 | 9 | 0 | 19 | 6 |
| Feb 11 | STANFORD | w 10-9 | 651 | 7 | Mackenzie Hoeg | 12 | 29 | 3 | 32 | 45 | 0 | 4 | 0 | 16 | 11 | 8 | 9 |
| Feb 17 | PRINCETON | w 14-12 | 521 | 4 | Jenna Dinardo | 12 | 25 | 6 | 31 | 43 | 2 | 3 | 0 | 5 | 0 | 13 | 2 |
| * Feb 23 | #8 NORTH CAROLINA | Lot 9-10 | 829 | 23 | Kiki Shaw | 12 | 19 | 9 | 28 | 36 | 0 | 4 | 0 | 9 | 20 | 12 | 8 |
| Feb 25 | vs Cornell | w 20-11 | 400 | 21 | Kate Miller | 12 | 15 | 16 | 31 | 41 | 1 | 0 | 0 | 12 | 23 | 19 | 7 |
| * Mar 2 | at #18 Clemson | w 18-12 | 1068 | 14 | Morgan Schwab | 12 | 15 | 43 | 58 | 35 | 1 | 0 | 1 | 5 | 1 | 25 | 1 |
| Mar 6 | #23 RICHMOND | w 20-5 | 275 | 5 | Kate Galica | 12 | 14 | 3 | 17 | 25 | 0 | 3 | 0 | 19 | 44 | 10 | 12 |
| * Mar 9 | at #4 Notre Dame | w 12-10 | 303 | 16 | Madison Alaimo | 12 | 13 | 16 | 29 | 22 | 1 | 2 | 0 | 12 | 0 | 19 | 6 |
| * Mar 16 | PITTSBURGH | w 19-10 | 811 | 28 | Maggie Bostain | 12 | 2 | 0 | 2 | 5 | 0 | 0 | 0 | 20 | 27 | 10 | 20 |
| Mar 20 | #6 JAMES MADISON | w 12-8 | 466 | 40 | Devon Gogerty | 4 | 2 | 1 | 3 | 6 | 0 | 1 | 0 | 1 | 1 | 1 | 0 |
| * Mar 23 | #7 SYRACUSE | L 14-15 | 871 | 15 | Addi Foster | 9 | 1 | 3 | 4 | 9 | 0 | 0 | 0 | 3 | 1 | 4 | 2 |
| * Mar 30 | at Duke | L 10-15 | 378 | 2 | Devon Whitaker | 12 | 1 | 0 | 1 | 1 | 0 | 0 | 0 | 12 | 4 | 1 | 7 |
| | | | | 11 | Abby Manalang | 8 | 1 | 0 | 1 | 2 | 0 | 0 | 0 | 1 | 1 | 2 | 4 |
| | | | | 37 | Lily Spyredes | 2 | 0 | 0 | 0 | 0 | 0 | 0 | 0 | 0 | 0 | 0 | 0 |
| | | | | 26 | Mel Josephson | 12 | 0 | 0 | 0 | 0 | 0 | 0 | 0 | 12 | 0 | 5 | 2 |
| | | | | 6 | Abby Jansen | 3 | 0 | 0 | 0 | 0 | 0 | 0 | 0 | 1 | 0 | 0 | 0 |
| | | | | 51 | Ashley Vernon | 2 | 0 | 0 | 0 | 0 | 0 | 0 | 0 | 0 | 0 | 0 | 0 |
| | | | | 20 | Olivia Bruno | 12 | 0 | 0 | 0 | 0 | 0 | 0 | 0 | 4 | 0 | 3 | 8 |
| | | | | 8 | Alexandra Schneider | 11 | 0 | 0 | 0 | 0 | 0 | 0 | 0 | 0 | 1 | 1 | 0 |
| | | | | 32 | Nicole Cruthirds | 12 | 0 | 1 | 1 | 0 | 0 | 0 | 0 | 11 | 1 | 4 | 4 |
| | | | | 13 | Kacy Hogarth | 8 | 0 | 0 | 0 | 1 | 0 | 0 | 0 | 4 | 1 | 1 | 2 |
| | | | | 22 | Lauren Pederson | 6 | 0 | 0 | 0 | 0 | 0 | 0 | 0 | 0 | 0 | 0 | 0 |
| | | | | 17 | Finley Barger | 2 | 0 | 0 | 0 | 1 | 0 | 0 | 0 | 0 | 0 | 0 | 0 |
| | | | | 25 | Corey White | 3 | 0 | 0 | 0 | 1 | 0 | 0 | 0 | 1 | 0 | 1 | 0 |
| | | | | 27 | Morgan Koeneke | 3 | 0 | 0 | 0 | 0 | 0 | 0 | 0 | 0 | 0 | 2 | 0 |
| | | | | 12 | Payton Meister | 3 | 0 | 0 | 0 | 0 | 0 | 0 | 0 | 0 | 0 | 0 | 0 |
| | | | | 31 | Ashley West | 1 | 0 | 0 | 0 | 0 | 0 | 0 | 0 | 0 | 0 | 0 | 0 |
| | | | | 19 | Wylly Willmott | 2 | 0 | 0 | 0 | 0 | 0 | 0 | 0 | 0 | 0 | 0 | 0 |
| | | | | 3 | Kate Demark | 12 | 0 | 0 | 0 | 0 | 0 | 0 | 0 | 22 | 0 | 4 | 10 |
| | | | | 10 | Maureen Duffy | 11 | 0 | 0 | 0 | 0 | 0 | 0 | 0 | 5 | 0 | 1 | 3 |
| | | | | | Total | 12 | 172 | 110 | 282 | 351 | 9 | 24 | 1 | 184 | 138 | 171 | 114 |
| | | | | | Opponents | 12 | 123 | 68 | 191 | 316 | 3 | 17 | 0 | 171 | 191 | 198 | 100 |

TEAM STATISTICS VA OPP

SHOT STATISTICS

| | | |
|------------------------|---------|---------|
| Goals-Shot attempts | 172-351 | 123-316 |
| Goals scored per game | 14.33 | 10.25 |
| Shot pct. | .490 | .389 |
| Shots on goal-Attempts | 255-351 | 225-316 |
| SOG pct. | .726 | .712 |
| Shots/Game | 29.2 | 26.3 |
| Assists | 110 | 68 |
| Free position Made-Att | 15-40 | 25-67 |
| Free position pct. | .375 | .373 |

MAN-UP OPPORTUNITIES

| | | |
|---------------------|------|------|
| Goals-Opportunities | 24-0 | 17-0 |
| Conversion Percent | .000 | .000 |

GOAL BREAKDOWN

| | | |
|----------------------|-------|-------|
| Total Goals | 172 | 123 |
| Man-up | 24 | 17 |
| Man-down | 1 | 0 |
| Free-position | 15 | 25 |
| Unassisted | 62 | 55 |
| Overtime | 0 | 1 |
| Goals scored average | 14.27 | 10.21 |

GROUND BALLS

| | | |
|--------------|-----|-----|
| Ground Balls | 184 | 171 |
|--------------|-----|-----|

DRAW CONTROLS

| | | |
|---------------|-----|-----|
| Draw Controls | 138 | 191 |
|---------------|-----|-----|

TURNOVERS

| | | |
|-----------|-----|-----|
| Turnovers | 171 | 198 |
|-----------|-----|-----|

CAUSED TURNOVERS

| | | |
|------------------|-----|-----|
| Caused Turnovers | 114 | 100 |
|------------------|-----|-----|

CLEAR S

| | | |
|------------|---------|---------|
| Clear Pct. | 215-235 | 181-212 |
| Clear Pct. | .915 | .854 |

PENALTIES

| | | |
|---------|------|------|
| Number | 0 | 0 |
| Minutes | 0:00 | 0:00 |

SHOT CLOCK VIOLATIONS

| | | |
|-----------------------|---|---|
| Shot Clock Violations | 4 | 3 |
|-----------------------|---|---|

ATTENDANCE

| | | |
|--------------------|-------|-------|
| Total | 4424 | 2066 |
| Dates/Avg Per Date | 7/632 | 4/516 |
| Neutral Site #/Avg | 1/400 | |

Goalie GP Min. GA GAAvg Save Pct W-L-T

| | | | | | | | |
|------------------|----|--------|-----|-------|-----|------|-------|
| 31 Ashley West | 1 | 1:41 | 0 | 0.00 | 0 | .000 | 0-0-0 |
| 26 Mel Josephson | 12 | 691:43 | 115 | 9.98 | 98 | .460 | 9-3-0 |
| 6 Abby Jansen | 3 | 20:19 | 5 | 14.77 | 2 | .286 | 0-0-0 |
| 51 Ashley Vernon | 2 | 9:17 | 3 | 19.39 | 2 | .400 | 0-0-0 |
| Total | 12 | 723:00 | 123 | 10.21 | 102 | .453 | 9-3-0 |
| Opponents | 12 | 723:00 | 172 | 14.27 | 83 | .325 | 3-9-0 |

Goals by Period 1st 2nd 3rd 4th OT Total

| | | | | | | |
|-----------|----|----|----|----|---|-----|
| Virginia | 51 | 42 | 50 | 29 | 0 | 172 |
| Opponents | 29 | 37 | 23 | 33 | 1 | 123 |

Saves by Period 1st 2nd 3rd 4th OT Total

| | | | | | | |
|-----------|----|----|----|----|---|-----|
| Virginia | 26 | 22 | 24 | 30 | 0 | 102 |
| Opponents | 20 | 26 | 21 | 16 | 0 | 83 |

Shots by Period 1st 2nd 3rd 4th OT Total

| | | | | | | |
|-----------|----|----|----|----|---|-----|
| Virginia | 93 | 97 | 88 | 73 | 0 | 351 |
| Opponents | 80 | 88 | 60 | 87 | 1 | 316 |

Shots on Goal 1st 2nd 3rd 4th OT Total

| | | | | | | |
|-----------|----|----|----|----|---|-----|
| Virginia | 71 | 68 | 71 | 45 | 0 | 255 |
| Opponents | 55 | 59 | 47 | 63 | 1 | 225 |

2024 INDIVIDUAL STATS



2024 Virginia Lacrosse
Virginia Overall Individual Statistics
All games (as of Apr 02, 2024)

Overall: 9-3 Conf: 3-3 Home: 5-2 Away: 3-1 Neut: 1-0

| ## | Player | gp-gs | g | a | pts | sh | sh% | sog | sog% | gw | up | dn | fpg-fps | gb | dc | t/o | ct | pen-min | foul | rc | yc |
|-----------|---------------------|-------|-----|-----|-----|-----|-------|-----|-------|----|----|----|---------|-----|-----|-----|-----|---------|------|----|----|
| 33 | Katia Carnevale | 12-9 | 35 | 9 | 44 | 78 | .449 | 50 | .641 | 4 | 7 | 0 | 5-12 | 9 | 0 | 19 | 6 | - | 2 | 0 | 1 |
| 7 | Mackenzie Hoeg | 12-12 | 29 | 3 | 32 | 45 | .644 | 32 | .711 | 0 | 4 | 0 | 0-2 | 16 | 11 | 8 | 9 | - | 3 | 0 | 0 |
| 4 | Jenna Dinardo | 12-0 | 25 | 6 | 31 | 43 | .581 | 36 | .837 | 2 | 3 | 0 | 2-3 | 5 | 0 | 13 | 2 | - | 3 | 0 | 1 |
| 23 | Kiki Shaw | 12-12 | 19 | 9 | 28 | 36 | .528 | 26 | .722 | 0 | 4 | 0 | 4-8 | 9 | 20 | 12 | 8 | - | 14 | 0 | 1 |
| 14 | Morgan Schwab | 12-12 | 15 | 43 | 58 | 35 | .429 | 24 | .686 | 1 | 0 | 1 | 0-1 | 5 | 1 | 25 | 1 | - | 2 | 0 | 0 |
| 21 | Kate Miller | 12-12 | 15 | 16 | 31 | 41 | .366 | 32 | .780 | 1 | 0 | 0 | 1-6 | 12 | 23 | 19 | 7 | - | 6 | 0 | 1 |
| 5 | Kate Galica | 12-7 | 14 | 3 | 17 | 25 | .560 | 18 | .720 | 0 | 3 | 0 | 2-4 | 19 | 44 | 10 | 12 | - | 5 | 0 | 2 |
| 16 | Madison Alaimo | 12-8 | 13 | 16 | 29 | 22 | .591 | 19 | .864 | 1 | 2 | 0 | 1-1 | 12 | 0 | 19 | 6 | - | 6 | 0 | 1 |
| 40 | Devon Gogerty | 4-0 | 2 | 1 | 3 | 6 | .333 | 3 | .500 | 0 | 1 | 0 | - | 1 | 1 | 1 | 0 | - | 0 | 0 | 0 |
| 28 | Maggie Bostain | 12-12 | 2 | 0 | 2 | 5 | .400 | 5 | 1.000 | 0 | 0 | 0 | 0-2 | 20 | 27 | 10 | 20 | - | 19 | 0 | 2 |
| 15 | Addi Foster | 9-0 | 1 | 3 | 4 | 9 | .111 | 5 | .556 | 0 | 0 | 0 | 0-1 | 3 | 1 | 4 | 2 | - | 1 | 0 | 0 |
| 11 | Abby Manalang | 8-0 | 1 | 0 | 1 | 2 | .500 | 2 | 1.000 | 0 | 0 | 0 | - | 1 | 1 | 2 | 4 | - | 1 | 0 | 0 |
| 2 | Devon Whitaker | 12-12 | 1 | 0 | 1 | 1 | 1.000 | 1 | 1.000 | 0 | 0 | 0 | - | 12 | 4 | 1 | 7 | - | 15 | 0 | 2 |
| 6 | Abby Jansen | 3-0 | 0 | 0 | 0 | 0 | .000 | 0 | .000 | 0 | 0 | 0 | - | 1 | 0 | 0 | 0 | - | 0 | 0 | 0 |
| 19 | Wylly Willmott | 2-0 | 0 | 0 | 0 | 0 | .000 | 0 | .000 | 0 | 0 | 0 | - | 0 | 0 | 0 | 0 | - | 0 | 0 | 0 |
| 37 | Lily Spyredes | 2-0 | 0 | 0 | 0 | 0 | .000 | 0 | .000 | 0 | 0 | 0 | - | 0 | 0 | 0 | 0 | - | 0 | 0 | 0 |
| 51 | Ashley Vernon | 2-0 | 0 | 0 | 0 | 0 | .000 | 0 | .000 | 0 | 0 | 0 | - | 0 | 0 | 0 | 0 | - | 0 | 0 | 0 |
| 12 | Payton Meister | 3-0 | 0 | 0 | 0 | 0 | .000 | 0 | .000 | 0 | 0 | 0 | - | 0 | 0 | 0 | 0 | - | 0 | 0 | 0 |
| 27 | Morgan Koeneke | 3-0 | 0 | 0 | 0 | 0 | .000 | 0 | .000 | 0 | 0 | 0 | - | 0 | 0 | 2 | 0 | - | 0 | 0 | 0 |
| 25 | Corey White | 3-0 | 0 | 0 | 0 | 1 | .000 | 1 | 1.000 | 0 | 0 | 0 | - | 1 | 0 | 1 | 0 | - | 0 | 0 | 0 |
| 17 | Finley Barger | 2-0 | 0 | 0 | 0 | 1 | .000 | 0 | .000 | 0 | 0 | 0 | - | 0 | 0 | 0 | 0 | - | 1 | 0 | 0 |
| 22 | Lauren Pederson | 6-0 | 0 | 0 | 0 | 0 | .000 | 0 | .000 | 0 | 0 | 0 | - | 0 | 0 | 0 | 0 | - | 1 | 0 | 0 |
| 13 | Kacy Hogarth | 8-1 | 0 | 0 | 0 | 1 | .000 | 1 | 1.000 | 0 | 0 | 0 | - | 4 | 1 | 1 | 2 | - | 3 | 0 | 0 |
| 32 | Nicole Cruthirds | 12-11 | 0 | 1 | 1 | 0 | .000 | 0 | .000 | 0 | 0 | 0 | - | 11 | 1 | 4 | 4 | - | 12 | 0 | 0 |
| 26 | Mel Josephson | 12-12 | 0 | 0 | 0 | 0 | .000 | 0 | .000 | 0 | 0 | 0 | - | 12 | 0 | 5 | 2 | - | 1 | 0 | 0 |
| 20 | Olivia Bruno | 12-12 | 0 | 0 | 0 | 0 | .000 | 0 | .000 | 0 | 0 | 0 | - | 4 | 0 | 3 | 8 | - | 18 | 0 | 3 |
| 10 | Maureen Duffly | 11-0 | 0 | 0 | 0 | 0 | .000 | 0 | .000 | 0 | 0 | 0 | - | 5 | 0 | 1 | 3 | - | 4 | 0 | 1 |
| 8 | Alexandra Schneider | 11-0 | 0 | 0 | 0 | 0 | .000 | 0 | .000 | 0 | 0 | 0 | - | 0 | 1 | 1 | 0 | - | 4 | 0 | 2 |
| 3 | Kate Demark | 12-12 | 0 | 0 | 0 | 0 | .000 | 0 | .000 | 0 | 0 | 0 | - | 22 | 0 | 4 | 10 | - | 21 | 0 | 3 |
| 31 | Ashley West | 1-0 | 0 | 0 | 0 | 0 | .000 | 0 | .000 | 0 | 0 | 0 | - | 0 | 0 | 0 | 0 | - | 0 | 0 | 0 |
| Total | | 12 | 172 | 110 | 282 | 351 | .490 | 255 | .726 | 9 | 24 | 1 | 15-40 | 184 | 138 | 171 | 114 | - | 145 | 0 | 20 |
| Opponents | | 12 | 123 | 68 | 191 | 316 | .389 | 225 | .712 | 3 | 17 | 0 | 25-67 | 171 | 191 | 198 | 100 | - | 127 | 1 | 22 |

| ## | Goalie | gp-gs | min | ga | gaavg | saves | pct | w | l | t |
|-----------|---------------|-------|--------|-----|-------|-------|------|---|---|---|
| 31 | Ashley West | 1-0 | 1:41 | 0 | 0.00 | 0 | .000 | 0 | 0 | 0 |
| 26 | Mel Josephson | 12-12 | 691:43 | 115 | 9.98 | 98 | .460 | 9 | 3 | 0 |
| 6 | Abby Jansen | 3-0 | 20:19 | 5 | 14.77 | 2 | .286 | 0 | 0 | 0 |
| 51 | Ashley Vernon | 2-0 | 9:17 | 3 | 19.39 | 2 | .400 | 0 | 0 | 0 |
| Total | | 12 | 723:00 | 123 | 10.21 | 102 | .453 | 9 | 3 | 0 |
| Opponents | | 12 | 723:00 | 172 | 14.27 | 83 | .325 | 3 | 9 | 0 |

| Goals by Period | 1st | 2nd | 3rd | 4th | OT | Total |
|-----------------|-----|-----|-----|-----|----|-------|
| Virginia | 51 | 42 | 50 | 29 | 0 | 172 |
| Opponents | 29 | 37 | 23 | 33 | 1 | 123 |

| Saves by Period | 1st | 2nd | 3rd | 4th | OT | Total |
|-----------------|-----|-----|-----|-----|----|-------|
| Virginia | 26 | 22 | 24 | 30 | 0 | 102 |
| Opponents | 20 | 26 | 21 | 16 | 0 | 83 |

| Shots by Period | 1st | 2nd | 3rd | 4th | OT | Total |
|-----------------|-----|-----|-----|-----|----|-------|
| Virginia | 93 | 97 | 88 | 73 | 0 | 351 |
| Opponents | 80 | 88 | 60 | 87 | 1 | 316 |

| Attendance Summary | VA | Opponent |
|--------------------|-------|----------|
| Total | 4424 | 2066 |
| Dates/Avg Per Date | 7/632 | 4/516 |
| Neutral Site #/Avg | 1/400 | |

| Shots on Goal | 1st | 2nd | 3rd | 4th | OT | Total |
|---------------|-----|-----|-----|-----|----|-------|
| Virginia | 71 | 68 | 71 | 45 | 0 | 255 |
| Opponents | 55 | 59 | 47 | 63 | 1 | 225 |

CLEARs: Virginia -- 215-235 .915, Opponents -- 181-212 .854.
MAN-UP OPPS: Virginia -- 24-0 .000, Opponents -- 17-0 .000.

2024 INDIVIDUAL G-A-P (GAME-BY-GAME)



2024 Virginia Lacrosse
Virginia Game-by-Game Goals-Assists-Points
All games (as of Apr 02, 2024)

| Opponent | Date | Score | 2 WHITAKER,D | 3 DEMARK,KAT | 4 DINARDO,JE | 5 GALICA,KAT | 6 JANSEN,ABB | 7 HOEG,MACKE | 8 SCHNEIDER, | 10 DUFFY,MAUR | 11 MANALANG,A | 12 MEISTER,PA | 13 HOGARTH,KA |
|----------|--------|---------|-----------------|-----------------|-----------------|-----------------|-----------------|-----------------|-----------------|------------------|------------------|------------------|------------------|
| at LU | Feb 9 | 14-6 W | 1-0-1 | 0-0-0 | 1-1-2 | 0-0-0 | DNP | 3-0-3 | 0-0-0 | 0-0-0 | 0-0-0 | DNP | DNP |
| STAN | Feb 11 | 10-9 W | 0-0-0 | 0-0-0 | 1-0-1 | 0-0-0 | DNP | 2-0-2 | 0-0-0 | 0-0-0 | 0-0-0 | DNP | 0-0-0 |
| PRI | Feb 17 | 14-12 W | 0-0-0 | 0-0-0 | 1-1-2 | 1-0-1 | DNP | 2-0-2 | 0-0-0 | 0-0-0 | DNP | DNP | 0-0-0 |
| NC | Feb 23 | 9-10 L | 0-0-0 | 0-0-0 | 1-1-2 | 2-0-2 | DNP | 2-0-2 | 0-0-0 | 0-0-0 | DNP | DNP | DNP |
| vs COR | Feb 25 | 20-11 W | 0-0-0 | 0-0-0 | 2-2-4 | 1-1-2 | DNP | 4-1-5 | 0-0-0 | 0-0-0 | 0-0-0 | DNP | 0-0-0 |
| at CU | Mar 2 | 18-12 W | 0-0-0 | 0-0-0 | 2-1-3 | 3-0-3 | DNP | 3-0-3 | 0-0-0 | 0-0-0 | DNP | 0-0-0 | 0-0-0 |
| RIC | Mar 6 | 20-5 W | 0-0-0 | 0-0-0 | 3-0-3 | 3-0-3 | 0-0-0 | 2-0-2 | 0-0-0 | 0-0-0 | 0-0-0 | 0-0-0 | 0-0-0 |
| at ND | Mar 9 | 12-10 W | 0-0-0 | 0-0-0 | 3-0-3 | 0-1-1 | DNP | 4-0-4 | 0-0-0 | 0-0-0 | DNP | DNP | DNP |
| UP | Mar 16 | 19-10 W | 0-0-0 | 0-0-0 | 3-0-3 | 1-0-1 | 0-0-0 | 1-2-3 | 0-0-0 | 0-0-0 | 1-0-1 | 0-0-0 | 0-0-0 |
| JMU | Mar 20 | 12-8 W | 0-0-0 | 0-0-0 | 5-0-5 | 0-1-1 | DNP | 2-0-2 | 0-0-0 | DNP | 0-0-0 | DNP | 0-0-0 |
| SU | Mar 23 | 14-15 L | 0-0-0 | 0-0-0 | 1-0-1 | 1-0-1 | DNP | 2-0-2 | DNP | 0-0-0 | 0-0-0 | DNP | 0-0-0 |
| at DU | Mar 30 | 10-15 L | 0-0-0 | 0-0-0 | 2-0-2 | 2-0-2 | 0-0-0 | 2-0-2 | 0-0-0 | 0-0-0 | 0-0-0 | DNP | DNP |

| Opponent | Date | Score | 14 SCHWAB,MOR | 15 FOSTER,ADD | 16 ALAIMO,MAD | 17 BARGER,FIN | 19 WILLMOTT,W | 20 BRUNO,OLIV | 21 MILLER,KAT | 22 PEDERSON,L | 23 SHAW,KIKI | 25 WHITE,CORE | 26 JOSEPHSON, |
|----------|--------|---------|------------------|------------------|------------------|------------------|------------------|------------------|------------------|------------------|-----------------|------------------|------------------|
| at LU | Feb 9 | 14-6 W | 1-3-4 | 1-1-2 | 1-3-4 | DNP | DNP | 0-0-0 | 1-1-2 | DNP | 1-0-1 | DNP | 0-0-0 |
| STAN | Feb 11 | 10-9 W | 1-1-2 | 0-0-0 | 1-2-3 | DNP | DNP | 0-0-0 | 1-2-3 | 0-0-0 | 2-1-3 | DNP | 0-0-0 |
| PRI | Feb 17 | 14-12 W | 2-4-6 | 0-0-0 | 2-1-3 | DNP | DNP | 0-0-0 | 0-0-0 | 0-0-0 | 3-0-3 | DNP | 0-0-0 |
| NC | Feb 23 | 9-10 L | 3-2-5 | 0-0-0 | 1-0-1 | DNP | DNP | 0-0-0 | 0-1-1 | DNP | 0-0-0 | DNP | 0-0-0 |
| vs COR | Feb 25 | 20-11 W | 1-6-7 | 0-1-1 | 4-0-4 | 0-0-0 | DNP | 0-0-0 | 3-1-4 | 0-0-0 | 1-2-3 | 0-0-0 | 0-0-0 |
| at CU | Mar 2 | 18-12 W | 1-6-7 | 0-0-0 | 0-2-2 | DNP | DNP | 0-0-0 | 3-0-3 | DNP | 2-1-3 | DNP | 0-0-0 |
| RIC | Mar 6 | 20-5 W | 0-8-8 | 0-1-1 | 1-1-2 | DNP | 0-0-0 | 0-0-0 | 2-0-2 | 0-0-0 | 2-1-3 | 0-0-0 | 0-0-0 |
| at ND | Mar 9 | 12-10 W | 2-4-6 | 0-0-0 | 0-1-1 | DNP | DNP | 0-0-0 | 1-2-3 | DNP | 0-1-1 | DNP | 0-0-0 |
| UP | Mar 16 | 19-10 W | 3-3-6 | 0-0-0 | 1-3-4 | 0-0-0 | 0-0-0 | 0-0-0 | 1-2-3 | 0-0-0 | 2-1-3 | 0-0-0 | 0-0-0 |
| JMU | Mar 20 | 12-8 W | 1-3-4 | DNP | 1-1-2 | DNP | DNP | 0-0-0 | 1-2-3 | DNP | 2-1-3 | DNP | 0-0-0 |
| SU | Mar 23 | 14-15 L | 0-1-1 | DNP | 1-2-3 | DNP | DNP | 0-0-0 | 1-4-5 | DNP | 2-0-2 | DNP | 0-0-0 |
| at DU | Mar 30 | 10-15 L | 0-2-2 | DNP | 0-0-0 | DNP | DNP | 0-0-0 | 1-1-2 | 0-0-0 | 2-1-3 | DNP | 0-0-0 |

| Opponent | Date | Score | 27 KOENEKE,MO | 28 BOSTAIN,MA | 31 WEST,ASHLE | 32 CRUTHIRDS, | 33 CARNEVALE, | 37 SPYREDES,L | 40 GOGERTY,DE | 51 VERNON,ASH |
|----------|--------|---------|------------------|------------------|------------------|------------------|------------------|------------------|------------------|------------------|
| at LU | Feb 9 | 14-6 W | DNP | 0-0-0 | DNP | 0-0-0 | 4-0-4 | DNP | DNP | DNP |
| STAN | Feb 11 | 10-9 W | DNP | 0-0-0 | DNP | 0-0-0 | 2-1-3 | DNP | DNP | DNP |
| PRI | Feb 17 | 14-12 W | DNP | 0-0-0 | DNP | 0-0-0 | 3-1-4 | DNP | DNP | DNP |
| NC | Feb 23 | 9-10 L | DNP | 0-0-0 | DNP | 0-0-0 | 0-1-1 | DNP | DNP | DNP |
| vs COR | Feb 25 | 20-11 W | 0-0-0 | 0-0-0 | DNP | 0-0-0 | 4-2-6 | DNP | 0-0-0 | DNP |
| at CU | Mar 2 | 18-12 W | DNP | 0-0-0 | DNP | 0-1-1 | 4-0-4 | DNP | DNP | DNP |
| RIC | Mar 6 | 20-5 W | 0-0-0 | 1-0-1 | DNP | 0-0-0 | 4-0-4 | 0-0-0 | 2-0-2 | 0-0-0 |
| at ND | Mar 9 | 12-10 W | DNP | 0-0-0 | DNP | 0-0-0 | 2-0-2 | DNP | DNP | DNP |
| UP | Mar 16 | 19-10 W | 0-0-0 | 0-0-0 | 0-0-0 | 0-0-0 | 6-1-7 | 0-0-0 | 0-1-1 | 0-0-0 |
| JMU | Mar 20 | 12-8 W | DNP | 0-0-0 | DNP | 0-0-0 | 0-1-1 | DNP | DNP | DNP |
| SU | Mar 23 | 14-15 L | DNP | 1-0-1 | DNP | 0-0-0 | 5-0-5 | DNP | DNP | DNP |

2024 GAME RESULTS



**2024 Virginia Lacrosse
Virginia Game Results
All games (as of Apr 02, 2024)**



| Date | Opponent | Score | Overall | Conf | Site | Att. | Goalie |
|----------|-------------------|----------|---------|-------|----------------------|------|---------------------|
| Feb 9 | at Liberty | W 14-6 | 1-0-0 | 0-0-0 | Lynchburg, Va. | 317 | Mel Josephson (1-0) |
| Feb 11 | STANFORD | W 10-9 | 2-0-0 | 0-0-0 | Charlottesville, Va. | 651 | Mel Josephson (2-0) |
| Feb 17 | PRINCETON | W 14-12 | 3-0-0 | 0-0-0 | Charlottesville, Va. | 521 | Mel Josephson (3-0) |
| * Feb 23 | #8 NORTH CAROLINA | LOT 9-10 | 3-1-0 | 0-1-0 | Charlottesville, Va. | 829 | Mel Josephson (3-1) |
| Feb 25 | vs Cornell | W 20-11 | 4-1-0 | 0-1-0 | Sparks, Md. | 400 | Mel Josephson (4-1) |
| * Mar 2 | at #18 Clemson | W 18-12 | 5-1-0 | 1-1-0 | Clemson, S.C. | 1068 | Mel Josephson (5-1) |
| Mar 6 | #23 RICHMOND | W 20-5 | 6-1-0 | 1-1-0 | Charlottesville, Va. | 275 | Mel Josephson (6-1) |
| * Mar 9 | at #4 Notre Dame | W 12-10 | 7-1-0 | 2-1-0 | South Bend, Ind. | 303 | Mel Josephson (7-1) |
| * Mar 16 | PITTSBURGH | W 19-10 | 8-1-0 | 3-1-0 | Charlottesville, Va. | 811 | Mel Josephson (8-1) |
| Mar 20 | #6 JAMES MADISON | W 12-8 | 9-1-0 | 3-1-0 | Charlottesville, Va. | 466 | Mel Josephson (9-1) |
| * Mar 23 | #7 SYRACUSE | L 14-15 | 9-2-0 | 3-2-0 | Charlottesville, Va. | 871 | Mel Josephson (9-2) |
| * Mar 30 | at Duke | L 10-15 | 9-3-0 | 3-3-0 | Durham, N.C. | 378 | Mel Josephson (9-3) |

| Team Record | W-L-T | Attendance | Dates | Total | Average |
|-------------|-------|------------|-------|-------|---------|
| Overall: | 9-3 | Total: | 12 | 6890 | 574 |
| Conference: | 3-3 | Home: | 7 | 4424 | 632 |
| Home: | 5-2 | Away: | 4 | 2066 | 516 |
| Away: | 3-1 | Neutral: | 1 | 400 | 400 |
| Neutral: | 1-0 | | | | |
| Overtime: | 0-1 | | | | |

2024 TEAM HIGHS



**2024 Virginia Lacrosse
Virginia Team High/Low Analysis
All games (as of Apr 02, 2024)**



Virginia - TEAM GAME HIGHS

| | | |
|------------------|--------------|---------------------------|
| POINTS | 36 | vs Cornell (Feb 25) |
| | 32 | vs Pittsburgh (Mar 16) |
| GOALS | 20 | vs Richmond (Mar 6) |
| | 20 | vs Cornell (Feb 25) |
| ASSISTS | 16 | vs Cornell (Feb 25) |
| | 13 | vs Pittsburgh (Mar 16) |
| SHOTS | 40 | vs Cornell (Feb 25) |
| | 35 | at Clemson (Mar 2) |
| | 35 | vs Princeton (Feb 17) |
| SHOT PERCENT | .636 (14-22) | at Liberty (Feb 9) |
| | .588 (20-34) | vs Richmond (Mar 6) |
| SHOTS ON GOAL | 29 | vs Pittsburgh (Mar 16) |
| | 29 | vs Cornell (Feb 25) |
| ON GOAL PERCENT | .879 (29-33) | vs Pittsburgh (Mar 16) |
| | .773 (17-22) | at Liberty (Feb 9) |
| SAVES | 12 | vs Princeton (Feb 17) |
| | 12 | vs Stanford (Feb 11) |
| | 12 | at Liberty (Feb 9) |
| GROUND BALLS | 24 | vs Pittsburgh (Mar 16) |
| | 19 | at Clemson (Mar 2) |
| TURNOVERS | 21 | vs Pittsburgh (Mar 16) |
| | 18 | at Liberty (Feb 9) |
| CAUSED TURNOVERS | 14 | vs James Madison (Mar 20) |
| | 13 | vs Pittsburgh (Mar 16) |

Opponent - GAME HIGHS

| | | |
|------------------|--------------|---------------------------|
| POINTS | 28 | at Duke (Mar 30) |
| | 25 | vs Syracuse (Mar 23) |
| GOALS | 15 | at Duke (Mar 30) |
| | 15 | vs Syracuse (Mar 23) |
| ASSISTS | 13 | at Duke (Mar 30) |
| | 10 | vs Syracuse (Mar 23) |
| SHOTS | 32 | at Notre Dame (Mar 9) |
| | 30 | vs Syracuse (Mar 23) |
| | 30 | at Clemson (Mar 2) |
| | 30 | vs Princeton (Feb 17) |
| | 30 | vs Stanford (Feb 11) |
| SHOT PERCENT | .556 (15-27) | at Duke (Mar 30) |
| | .500 (15-30) | vs Syracuse (Mar 23) |
| | .500 (11-22) | vs Cornell (Feb 25) |
| SHOTS ON GOAL | 24 | vs Princeton (Feb 17) |
| | 23 | at Clemson (Mar 2) |
| ON GOAL PERCENT | .818 (18-22) | vs Cornell (Feb 25) |
| | .800 (24-30) | vs Princeton (Feb 17) |
| SAVES | 11 | at Duke (Mar 30) |
| | 10 | vs Pittsburgh (Mar 16) |
| GROUND BALLS | 23 | at Clemson (Mar 2) |
| | 21 | vs Pittsburgh (Mar 16) |
| TURNOVERS | 24 | vs Pittsburgh (Mar 16) |
| | 19 | vs James Madison (Mar 20) |
| | 19 | at Clemson (Mar 2) |
| CAUSED TURNOVERS | 14 | at Liberty (Feb 9) |
| | 11 | vs Syracuse (Mar 23) |
| | 11 | vs Stanford (Feb 11) |

2024 TEAM LOWS



**2024 Virginia Lacrosse
Virginia High/Low Analysis
All games (as of Apr 02, 2024)**

Virginia - GAME LOWS

| | | |
|------------------|----|----------------------------|
| POINTS | 14 | vs North Carolina (Feb 23) |
| | 16 | at Duke (Mar 30) |
| GOALS | 9 | vs North Carolina (Feb 23) |
| | 10 | vs Stanford (Feb 11) |
| | 10 | at Duke (Mar 30) |
| ASSISTS | 5 | vs North Carolina (Feb 23) |
| | 6 | at Duke (Mar 30) |
| SHOTS | 18 | vs Stanford (Feb 11) |
| | 22 | at Liberty (Feb 9) |
| SHOTS ON GOAL | 12 | vs Stanford (Feb 11) |
| | 15 | vs North Carolina (Feb 23) |
| SAVES | 4 | vs North Carolina (Feb 23) |
| | 4 | vs Richmond (Mar 6) |
| | 4 | at Duke (Mar 30) |
| GROUND BALLS | 13 | vs Stanford (Feb 11) |
| | 13 | vs Princeton (Feb 17) |
| | 13 | vs North Carolina (Feb 23) |
| | 13 | vs Cornell (Feb 25) |
| | 13 | at Notre Dame (Mar 9) |
| TURNOVERS | 9 | vs Cornell (Feb 25) |
| | 11 | vs Richmond (Mar 6) |
| CAUSED TURNOVERS | 4 | at Clemson (Mar 2) |
| | 6 | vs Cornell (Feb 25) |

Opponent - GAME LOWS

| | | |
|------------------|----|----------------------------|
| POINTS | 8 | at Liberty (Feb 9) |
| | 8 | vs Richmond (Mar 6) |
| GOALS | 5 | vs Richmond (Mar 6) |
| | 6 | at Liberty (Feb 9) |
| ASSISTS | 2 | at Liberty (Feb 9) |
| | 2 | at Clemson (Mar 2) |
| SHOTS | 15 | vs Richmond (Mar 6) |
| | 22 | vs Cornell (Feb 25) |
| SHOTS ON GOAL | 9 | vs Richmond (Mar 6) |
| | 14 | vs North Carolina (Feb 23) |
| SAVES | 2 | vs Stanford (Feb 11) |
| | 3 | at Liberty (Feb 9) |
| | 3 | vs Richmond (Mar 6) |
| GROUND BALLS | 6 | vs Richmond (Mar 6) |
| | 8 | vs North Carolina (Feb 23) |
| TURNOVERS | 11 | vs Princeton (Feb 17) |
| | 12 | at Notre Dame (Mar 9) |
| CAUSED TURNOVERS | 2 | vs Richmond (Mar 6) |
| | 4 | vs Cornell (Feb 25) |

VIRGINIA CAREER STATS



2024 Virginia Lacrosse Individual Career History



Madison Alaimo

| Season | GP | G | A | Pts | Shots | Shot% | SOG | SOG% | GW | UP | DN | GB | DC | TO | CT | Pen-Min |
|--------|----|----|----|-----|-------|-------|-----|------|----|----|----|----|----|----|----|---------|
| 2024 | 12 | 13 | 16 | 29 | 22 | .591 | 19 | .864 | 1 | 2 | 0 | 12 | 0 | 19 | 6 | 0-0.0 |
| TOTAL | 12 | 13 | 16 | 29 | 22 | .591 | 19 | .864 | 1 | 2 | 0 | 12 | 0 | 19 | 6 | 0-0.0 |

SINGLE-GAME HIGHS [all-time ranking]:

Points: 4, 6 times

Goals: 4, vs Cornell, 02/25/24; vs Cornell, Feb 25, 2024

Assists: 3, 4 times

Shots: 5, vs Cornell, 02/25/24; vs Cornell, Feb 25, 2024

Ground balls: 5 [t-2nd], Princeton, 02/17/24; Princeton, Feb 17, 2024

Man-up goals: 1 [t-4th], 4 times

Free-position goals: 1, at Liberty, 02/09/24; at Liberty, Feb 9, 2024

Caused turnovers: 2, at Duke, Mar 30, 2024

Finley Barger

| Season | GP | G | A | Pts | Shots | Shot% | SOG | SOG% | GW | UP | DN | GB | DC | TO | CT | Pen-Min |
|--------|----|---|---|-----|-------|-------|-----|------|----|----|----|----|----|----|----|---------|
| 2024 | 2 | 0 | 0 | 0 | 1 | .000 | - | - | 0 | 0 | 0 | 0 | 0 | 0 | 0 | 0-0.0 |
| TOTAL | 2 | 0 | 0 | 0 | 1 | .000 | - | - | 0 | 0 | 0 | 0 | 0 | 0 | 0 | 0-0.0 |

SINGLE-GAME HIGHS [all-time ranking]:

Shots: 1, vs Cornell, 02/25/24; vs Cornell, Feb 25, 2024

Maggie Bostain

| Season | GP | G | A | Pts | Shots | Shot% | SOG | SOG% | GW | UP | DN | GB | DC | TO | CT | Pen-Min |
|--------|----|----|---|-----|-------|-------|-----|-------|----|----|----|----|----|----|----|---------|
| 2021 | 18 | 15 | 5 | 20 | 30 | .500 | 23 | .767 | 1 | 1 | 0 | 17 | 31 | 20 | 15 | 0-0.0 |
| 2022 | 20 | 2 | 1 | 3 | 9 | .222 | 4 | .444 | 0 | 0 | 0 | 30 | 9 | 9 | 15 | 0-0.0 |
| 2023 | 18 | 0 | 0 | 0 | 4 | .000 | 2 | .500 | 0 | 0 | 0 | 19 | 0 | 5 | 18 | 0-0.0 |
| 2024 | 12 | 2 | 0 | 2 | 5 | .400 | 5 | 1.000 | 0 | 0 | 0 | 20 | 27 | 10 | 20 | 0-0.0 |
| TOTAL | 68 | 19 | 6 | 25 | 48 | .396 | 34 | .708 | 1 | 1 | 0 | 86 | 67 | 44 | 68 | 0-0.0 |

SINGLE-GAME HIGHS [all-time ranking]:

Points: 2, VCU, Apr 06, 2022

Goals: 1, 6 times

Assists: 1, VCU, Apr 06, 2022

Shots: 2, PITT, Mar 18, 2022

Ground balls: 5 [t-2nd], Princeton, Feb 20, 2022

Draw controls: 6, vs Cornell, 02/25/24; vs Cornell, Feb 25, 2024

Caused turnovers: 4 [t-1st], 5 times

Olivia Bruno

| Season | GP | G | A | Pts | Shots | Shot% | SOG | SOG% | GW | UP | DN | GB | DC | TO | CT | Pen-Min |
|--------|----|---|---|-----|-------|-------|-----|------|----|----|----|----|----|----|----|---------|
| 2023 | 3 | 0 | 0 | 0 | - | - | - | - | 0 | 0 | 0 | 0 | 0 | 0 | 0 | 0-0.0 |
| 2024 | 12 | 0 | 0 | 0 | - | - | - | - | 0 | 0 | 0 | 4 | 0 | 3 | 8 | 0-0.0 |
| TOTAL | 15 | 0 | 0 | 0 | - | - | - | - | 0 | 0 | 0 | 4 | 0 | 3 | 8 | 0-0.0 |

SINGLE-GAME HIGHS [all-time ranking]:

Ground balls: 2, Pittsburgh, 03/16/24; Pittsburgh, Mar 16, 2024

Caused turnovers: 2, 4 times

VIRGINIA CAREER STATS



2024 Virginia Lacrosse Individual Career History

Breese Burlingame

SINGLE-GAME HIGHS [all-time ranking]:

Katie Campel

SINGLE-GAME HIGHS [all-time ranking]:

Katia Carnevale

| Season | GP | G | A | Pts | Shots | Shot% | SOG | SOG% | GW | UP | DN | GB | DC | TO | CT | Pen-Min |
|--------|----|-----|----|-----|-------|-------|-----|-------|----|----|----|----|----|-----|----|---------|
| 2020* | 8 | 22 | 6 | 28 | 60 | .367 | 45 | .750 | 2 | 1 | 0 | 11 | 0 | 18 | 10 | 0-0.0 |
| 2021* | 13 | 37 | 4 | 41 | 41 | .902 | 67 | 1.634 | 3 | 5 | 1 | 11 | 0 | 20 | 10 | 0-0.0 |
| 2022* | 18 | 44 | 13 | 57 | 105 | .419 | 77 | .733 | 3 | 4 | 0 | 19 | 2 | 21 | 13 | 0-0.0 |
| 2023* | 18 | 53 | 11 | 64 | 131 | .405 | 91 | .695 | 2 | 4 | 2 | 14 | 3 | 25 | 20 | 0-0.0 |
| 2024 | 12 | 35 | 9 | 44 | 78 | .449 | 50 | .641 | 4 | 7 | 0 | 9 | 0 | 19 | 6 | 0-0.0 |
| TOTAL | 12 | 35 | 9 | 44 | 78 | .449 | 50 | .641 | 4 | 7 | 0 | 9 | 0 | 19 | 6 | 0-0.0 |
| All* | 69 | 191 | 43 | 234 | 415 | .460 | 330 | .795 | 14 | 21 | 3 | 64 | 5 | 103 | 59 | 0-0.0 |

* Statistics from prior team/school

SINGLE-GAME HIGHS [all-time ranking]:

Points: 7 [t-4th], Pittsburgh, 03/16/24; Pittsburgh, Mar 16, 2024

Goals: 6 [t-4th], Pittsburgh, 03/16/24; Pittsburgh, Mar 16, 2024

Assists: 2, 4 times

Shots: 10 [t-6th], vs Cornell, 02/25/24; vs Cornell, Feb 25, 2024

Ground balls: 3, at Notre Dame, 03/09/24; at Notre Dame, Mar 9, 2024

Man-up goals: 1 [t-4th], 14 times

Free-position goals: 2 [t-5th], 4 times

Caused turnovers: 2, at Notre Dame, 03/09/24; at Notre Dame, Mar 9, 2024

Nicole Cruthirds

| Season | GP | G | A | Pts | Shots | Shot% | SOG | SOG% | GW | UP | DN | GB | DC | TO | CT | Pen-Min |
|--------|----|---|---|-----|-------|-------|-----|------|----|----|----|----|----|----|----|---------|
| 2023 | 18 | 0 | 0 | 0 | - | - | - | - | 0 | 0 | 0 | 9 | 3 | 1 | 4 | 0-0.0 |
| 2024 | 12 | 0 | 1 | 1 | - | - | - | - | 0 | 0 | 0 | 11 | 1 | 4 | 4 | 0-0.0 |
| TOTAL | 30 | 0 | 1 | 1 | - | - | - | - | 0 | 0 | 0 | 20 | 4 | 5 | 8 | 0-0.0 |

SINGLE-GAME HIGHS [all-time ranking]:

Points: 1, at Clemson, 03/02/24; at Clemson, Mar 2, 2024

Assists: 1, at Clemson, 03/02/24; at Clemson, Mar 2, 2024

Ground balls: 3, at Notre Dame, 03/09/24; at Notre Dame, Mar 9, 2024

Draw controls: 1, 5 times

Caused turnovers: 2, James Madison, 03/20/24; James Madison, Mar 20, 2024

VIRGINIA CAREER STATS



2024 Virginia Lacrosse Individual Career History



Kate Demark

| Season | GP | G | A | Pts | Shots | Shot% | SOG | SOG% | GW | UP | DN | GB | DC | TO | CT | Pen-Min |
|--------|----|---|---|-----|-------|-------|-----|------|----|----|----|----|----|----|----|---------|
| 2024 | 12 | 0 | 0 | 0 | - | - | - | - | 0 | 0 | 0 | 22 | 0 | 4 | 10 | 0-0.0 |
| TOTAL | 12 | 0 | 0 | 0 | - | - | - | - | 0 | 0 | 0 | 22 | 0 | 4 | 10 | 0-0.0 |

SINGLE-GAME HIGHS [all-time ranking]:

Ground balls: 4 [t-6th], at Clemson, 03/02/24; at Clemson, Mar 2, 2024

Caused turnovers: 2, 4 times

Jenna Dinardo

| Season | GP | G | A | Pts | Shots | Shot% | SOG | SOG% | GW | UP | DN | GB | DC | TO | CT | Pen-Min |
|--------|----|----|---|-----|-------|-------|-----|------|----|----|----|----|----|----|----|---------|
| 2024 | 12 | 25 | 6 | 31 | 43 | .581 | 36 | .837 | 2 | 3 | 0 | 5 | 0 | 13 | 2 | 0-0.0 |
| TOTAL | 12 | 25 | 6 | 31 | 43 | .581 | 36 | .837 | 2 | 3 | 0 | 5 | 0 | 13 | 2 | 0-0.0 |

SINGLE-GAME HIGHS [all-time ranking]:

Points: 5, James Madison, 03/20/24; James Madison, Mar 20, 2024

Goals: 5, James Madison, 03/20/24; James Madison, Mar 20, 2024

Assists: 2, vs Cornell, 02/25/24; vs Cornell, Feb 25, 2024

Shots: 7, James Madison, 03/20/24; James Madison, Mar 20, 2024

Ground balls: 1, 10 times

Man-up goals: 1 [t-4th], 6 times

Free-position goals: 1, 4 times

Caused turnovers: 1, 4 times

Maureen Duffy

| Season | GP | G | A | Pts | Shots | Shot% | SOG | SOG% | GW | UP | DN | GB | DC | TO | CT | Pen-Min |
|--------|----|---|---|-----|-------|-------|-----|-------|----|----|----|----|----|----|----|---------|
| 2022 | 12 | 3 | 0 | 3 | 3 | 1.000 | 3 | 1.000 | 0 | 0 | 0 | 1 | 1 | 2 | 1 | 0-0.0 |
| 2023 | 16 | 3 | 5 | 8 | 9 | .333 | 8 | .889 | 0 | 0 | 0 | 3 | 0 | 4 | 0 | 0-0.0 |
| 2024 | 11 | 0 | 0 | 0 | - | - | - | - | 0 | 0 | 0 | 5 | 0 | 1 | 3 | 0-0.0 |
| TOTAL | 39 | 6 | 5 | 11 | 12 | .500 | 11 | .917 | 0 | 0 | 0 | 9 | 1 | 7 | 4 | 0-0.0 |

SINGLE-GAME HIGHS [all-time ranking]:

Points: 2, VCU, Apr 06, 2022; Duke, Apr 08, 2023; vs UC Davis, Feb 12, 2023

Goals: 2, VCU, Apr 06, 2022

Assists: 2, Duke, Apr 08, 2023

Shots: 2, at VCU, Apr 05, 2023; VCU, Apr 06, 2022; vs UC Davis, Feb 12, 2023

Ground balls: 2, at Liberty, 02/09/24; at VCU, Apr 05, 2023; at Liberty, Feb 9, 2024

Draw controls: 1, VCU, Apr 06, 2022

Free-position goals: 1, ELON, Mar 05, 2023

Caused turnovers: 2, at Liberty, 02/09/24; at Liberty, Feb 9, 2024

Addi Foster

| Season | GP | G | A | Pts | Shots | Shot% | SOG | SOG% | GW | UP | DN | GB | DC | TO | CT | Pen-Min |
|--------|----|---|---|-----|-------|-------|-----|------|----|----|----|----|----|----|----|---------|
| 2024 | 9 | 1 | 3 | 4 | 9 | .111 | 5 | .556 | 0 | 0 | 0 | 3 | 1 | 4 | 2 | 0-0.0 |
| TOTAL | 9 | 1 | 3 | 4 | 9 | .111 | 5 | .556 | 0 | 0 | 0 | 3 | 1 | 4 | 2 | 0-0.0 |

SINGLE-GAME HIGHS [all-time ranking]:

Points: 2, at Liberty, 02/09/24; at Liberty, Feb 9, 2024

Goals: 1, at Liberty, 02/09/24; at Liberty, Feb 9, 2024

Assists: 1, 6 times

Shots: 3, vs Cornell, 02/25/24; vs Cornell, Feb 25, 2024

Ground balls: 1, 6 times

Draw controls: 1, Stanford, 02/11/24; Stanford, Feb 11, 2024

Caused turnovers: 1, 4 times

VIRGINIA CAREER STATS



2024 Virginia Lacrosse Individual Career History



Kate Galica

| Season | GP | G | A | Pts | Shots | Shot% | SOG | SOG% | GW | UP | DN | GB | DC | TO | CT | Pen-Min |
|--------|----|----|---|-----|-------|-------|-----|------|----|----|----|----|----|----|----|---------|
| 2024 | 12 | 14 | 3 | 17 | 25 | .560 | 18 | .720 | 0 | 3 | 0 | 19 | 44 | 10 | 12 | 0-0-0 |
| TOTAL | 12 | 14 | 3 | 17 | 25 | .560 | 18 | .720 | 0 | 3 | 0 | 19 | 44 | 10 | 12 | 0-0-0 |

SINGLE-GAME HIGHS [all-time ranking]:

Points: 3, 4 times

Goals: 3, 4 times

Assists: 1, 6 times

Shots: 5, 4 times

Ground balls: 4 [t-6th], Pittsburgh, 03/16/24; Pittsburgh, Mar 16, 2024

Draw controls: 8, vs Cornell, 02/25/24; vs Cornell, Feb 25, 2024

Man-up goals: 1 [t-4th], 6 times

Free-position goals: 1, 4 times

Caused turnovers: 3 [t-7th], Richmond, 03/06/24; Richmond, Mar 6, 2024

Devon Gogerty

| Season | GP | G | A | Pts | Shots | Shot% | SOG | SOG% | GW | UP | DN | GB | DC | TO | CT | Pen-Min |
|--------|----|---|---|-----|-------|-------|-----|------|----|----|----|----|----|----|----|---------|
| 2024 | 4 | 2 | 1 | 3 | 6 | .333 | 3 | .500 | 0 | 1 | 0 | 1 | 1 | 1 | 0 | 0-0-0 |
| TOTAL | 4 | 2 | 1 | 3 | 6 | .333 | 3 | .500 | 0 | 1 | 0 | 1 | 1 | 1 | 0 | 0-0-0 |

SINGLE-GAME HIGHS [all-time ranking]:

Points: 2, Richmond, 03/06/24; Richmond, Mar 6, 2024

Goals: 2, Richmond, 03/06/24; Richmond, Mar 6, 2024

Assists: 1, Pittsburgh, 03/16/24; Pittsburgh, Mar 16, 2024

Shots: 3, Richmond, 03/06/24; Richmond, Mar 6, 2024

Ground balls: 1, Pittsburgh, 03/16/24; Pittsburgh, Mar 16, 2024

Draw controls: 1, Pittsburgh, 03/16/24; Pittsburgh, Mar 16, 2024

Man-up goals: 1 [t-4th], Richmond, 03/06/24; Richmond, Mar 6, 2024

Mackenzie Hoeg

| Season | GP | G | A | Pts | Shots | Shot% | SOG | SOG% | GW | UP | DN | GB | DC | TO | CT | Pen-Min |
|--------|----|-----|----|-----|-------|-------|-----|------|----|----|----|----|-----|----|----|---------|
| 2021 | 18 | 19 | 10 | 29 | 38 | .500 | 30 | .789 | 0 | 4 | 0 | 16 | 40 | 8 | 9 | 0-0-0 |
| 2022 | 20 | 28 | 12 | 40 | 46 | .609 | 39 | .848 | 0 | 1 | 0 | 23 | 34 | 15 | 12 | 0-0-0 |
| 2023 | 18 | 40 | 4 | 44 | 63 | .635 | 54 | .857 | 2 | 3 | 0 | 27 | 54 | 14 | 13 | 0-0-0 |
| 2024 | 12 | 29 | 3 | 32 | 45 | .644 | 32 | .711 | 0 | 4 | 0 | 16 | 11 | 8 | 9 | 0-0-0 |
| TOTAL | 68 | 116 | 29 | 145 | 192 | .604 | 155 | .807 | 2 | 12 | 0 | 82 | 139 | 45 | 43 | 0-0-0 |

SINGLE-GAME HIGHS [all-time ranking]:

Points: 6, at Pitt, Mar 18, 2023

Goals: 5, at Pitt, Mar 18, 2023

Assists: 2, Pittsburgh, 03/16/24; Richmond, Mar 09, 2022; Pittsburgh, Mar 16, 2024

Shots: 8, at Pitt, Mar 18, 2023

Ground balls: 5 [t-2nd], at Pitt, Mar 18, 2023

Draw controls: 10 [t-9th], vs Notre Dame, Apr 26, 2023

Man-up goals: 1 [t-4th], 12 times

Free-position goals: 1, 8 times

Caused turnovers: 3 [t-7th], Syracuse, Mar 12, 2022

Kacy Hogarth

| Season | GP | G | A | Pts | Shots | Shot% | SOG | SOG% | GW | UP | DN | GB | DC | TO | CT | Pen-Min |
|--------|----|---|---|-----|-------|-------|-----|-------|----|----|----|----|----|----|----|---------|
| 2023 | 9 | 0 | 0 | 0 | - | - | - | - | 0 | 0 | 0 | 4 | 1 | 0 | 0 | 0-0-0 |
| 2024 | 8 | 0 | 0 | 0 | 1 | .000 | 1 | 1.000 | 0 | 0 | 0 | 4 | 1 | 1 | 2 | 0-0-0 |
| TOTAL | 17 | 0 | 0 | 0 | 1 | .000 | 1 | 1.000 | 0 | 0 | 0 | 8 | 2 | 1 | 2 | 0-0-0 |

SINGLE-GAME HIGHS [all-time ranking]:

Points: 1, Princeton, 02/17/24

Goals: 1, Princeton, 02/17/24

Shots: 1, Princeton, 02/17/24; James Madison, 03/20/24; James Madison, Mar 20, 2024

Ground balls: 2, vs Cornell, 02/25/24; at VCU, Apr 05, 2023; vs Cornell, Feb 25, 2024

Draw controls: 1, Pittsburgh, 03/16/24; Pittsburgh, Mar 16, 2024; vs Albany, May 12, 2023

Caused turnovers: 1, 4 times

VIRGINIA CAREER STATS



2024 Virginia Lacrosse Individual Career History

Abby Jansen

| Season | GP | G | A | Pts | Shots | Shot% | SOG | SOG% | GW | UP | DN | GB | DC | TO | CT | Pen-Min |
|--------|----|---|---|-----|-------|-------|-----|------|----|----|----|----|----|----|----|---------|
| 2022 | 9 | 0 | 0 | 0 | - | - | - | - | 0 | 0 | 0 | 1 | 0 | 0 | 0 | 0-0.0 |
| 2023 | 14 | 0 | 0 | 0 | 1 | .000 | - | - | 0 | 0 | 0 | 12 | 0 | 3 | 4 | 0-0.0 |
| 2024 | 3 | 0 | 0 | 0 | - | - | - | - | 0 | 0 | 0 | 1 | 0 | 0 | 0 | 0-0.0 |
| TOTAL | 26 | 0 | 0 | 0 | 1 | .000 | - | - | 0 | 0 | 0 | 14 | 0 | 3 | 4 | 0-0.0 |

| Goalie | GP | Minutes | GA | GAAvg | Saves | Save% | W | L | T | Sho |
|--------|----|---------|-----|-------|-------|-------|---|---|---|-----|
| 2022 | 9 | 91:43 | 20 | 13.08 | 12 | .375 | 0 | 0 | 0 | 0 |
| 2023 | 14 | 534:34 | 121 | 13.58 | 67 | .356 | 4 | 3 | 0 | 0 |
| 2024 | 3 | 20:19 | 5 | 14.77 | 2 | .286 | 0 | 0 | 0 | 0 |
| TOTAL | 26 | 646:36 | 146 | 13.55 | 81 | .357 | 4 | 3 | 0 | 0 |

SINGLE-GAME HIGHS [all-time ranking]:
 Saves: 9, at VCU, Apr 05, 2023
 Ground balls: 4 [t-6th], Duke, Apr 08, 2023
 Caused turnovers: 2, Duke, Apr 08, 2023

Mel Josephson

| Season | GP | G | A | Pts | Shots | Shot% | SOG | SOG% | GW | UP | DN | GB | DC | TO | CT | Pen-Min |
|--------|----|---|---|-----|-------|-------|-----|------|----|----|----|----|----|----|----|---------|
| 2024 | 12 | 0 | 0 | 0 | - | - | - | - | 0 | 0 | 0 | 12 | 0 | 5 | 2 | 0-0.0 |
| TOTAL | 12 | 0 | 0 | 0 | - | - | - | - | 0 | 0 | 0 | 12 | 0 | 5 | 2 | 0-0.0 |

| Goalie | GP | Minutes | GA | GAAvg | Saves | Save% | W | L | T | Sho |
|--------|----|---------|-----|-------|-------|-------|---|---|---|-----|
| 2024 | 12 | 691:43 | 115 | 9.98 | 98 | .460 | 9 | 3 | 0 | 0 |
| TOTAL | 12 | 691:43 | 115 | 9.98 | 98 | .460 | 9 | 3 | 0 | 0 |

SINGLE-GAME HIGHS [all-time ranking]:
 Saves: 12 [t-1st], 6 times
 Ground balls: 3, 4 times
 Caused turnovers: 1, 5 times

Morgan Koeneke

| Season | GP | G | A | Pts | Shots | Shot% | SOG | SOG% | GW | UP | DN | GB | DC | TO | CT | Pen-Min |
|--------|----|---|---|-----|-------|-------|-----|------|----|----|----|----|----|----|----|---------|
| 2022 | 1 | 0 | 0 | 0 | - | - | - | - | 0 | 0 | 0 | 0 | 0 | 0 | 1 | 0-0.0 |
| 2024 | 3 | 0 | 0 | 0 | - | - | - | - | 0 | 0 | 0 | 0 | 0 | 2 | 0 | 0-0.0 |
| TOTAL | 4 | 0 | 0 | 0 | - | - | - | - | 0 | 0 | 0 | 0 | 0 | 2 | 1 | 0-0.0 |

SINGLE-GAME HIGHS [all-time ranking]:
 Caused turnovers: 1, VCU, Apr 06, 2022

VIRGINIA CAREER STATS



2024 Virginia Lacrosse Individual Career History

Abby Manalang

| Season | GP | G | A | Pts | Shots | Shot% | SOG | SOG% | GW | UP | DN | GB | DC | TO | CT | Pen-Min |
|--------|----|---|---|-----|-------|-------|-----|-------|----|----|----|----|----|----|----|---------|
| 2022 | 17 | 0 | 2 | 2 | 9 | .000 | 1 | .111 | 0 | 0 | 0 | 5 | 15 | 4 | 2 | 0-0.0 |
| 2023 | 18 | 5 | 1 | 6 | 14 | .357 | 9 | .643 | 0 | 0 | 0 | 9 | 18 | 5 | 5 | 0-0.0 |
| 2024 | 8 | 1 | 0 | 1 | 2 | .500 | 2 | 1.000 | 0 | 0 | 0 | 1 | 1 | 2 | 4 | 0-0.0 |
| TOTAL | 43 | 6 | 3 | 9 | 25 | .240 | 12 | .480 | 0 | 0 | 0 | 15 | 34 | 11 | 11 | 0-0.0 |

SINGLE-GAME HIGHS [all-time ranking]:

Points: 2, Louisville, Feb 25, 2023

Goals: 1, 7 times

Assists: 1, at Duke, Apr 02, 2022; at Virginia Tech, Apr 21, 2022; Louisville, Feb 25, 2023

Shots: 2, 6 times

Ground balls: 1, 15 times

Draw controls: 5, Notre Dame, Mar 25, 2023

Free-position goals: 1, Clemson, Mar 03, 2023; at James Madison, Mar 22, 2023

Caused turnovers: 1, 15 times

Payton Meister

| Season | GP | G | A | Pts | Shots | Shot% | SOG | SOG% | GW | UP | DN | GB | DC | TO | CT | Pen-Min |
|--------|----|---|---|-----|-------|-------|-----|------|----|----|----|----|----|----|----|---------|
| 2022 | 6 | 0 | 0 | 0 | - | - | - | - | 0 | 0 | 0 | 1 | 0 | 1 | 2 | 0-0.0 |
| 2023 | 2 | 0 | 0 | 0 | - | - | - | - | 0 | 0 | 0 | 1 | 0 | 0 | 0 | 0-0.0 |
| 2024 | 3 | 0 | 0 | 0 | - | - | - | - | 0 | 0 | 0 | 0 | 0 | 0 | 0 | 0-0.0 |
| TOTAL | 11 | 0 | 0 | 0 | - | - | - | - | 0 | 0 | 0 | 2 | 0 | 1 | 2 | 0-0.0 |

SINGLE-GAME HIGHS [all-time ranking]:

Ground balls: 1, at VCU, Apr 05, 2023; Richmond, Mar 09, 2022

Caused turnovers: 1, Richmond, Mar 09, 2022; PITT, Mar 18, 2022

Kate Miller

| Season | GP | G | A | Pts | Shots | Shot% | SOG | SOG% | GW | UP | DN | GB | DC | TO | CT | Pen-Min |
|--------|----|----|----|-----|-------|-------|-----|------|----|----|----|----|----|----|----|---------|
| 2022 | 20 | 27 | 8 | 35 | 58 | .466 | 42 | .724 | 0 | 2 | 0 | 9 | 0 | 15 | 1 | 0-0.0 |
| 2023 | 18 | 17 | 26 | 43 | 38 | .447 | 30 | .789 | 1 | 1 | 0 | 14 | 1 | 20 | 8 | 0-0.0 |
| 2024 | 12 | 15 | 16 | 31 | 41 | .366 | 32 | .780 | 1 | 0 | 0 | 12 | 23 | 19 | 7 | 0-0.0 |
| TOTAL | 50 | 59 | 50 | 109 | 137 | .431 | 104 | .759 | 2 | 3 | 0 | 35 | 24 | 54 | 16 | 0-0.0 |

SINGLE-GAME HIGHS [all-time ranking]:

Points: 6, ELON, Mar 05, 2023

Goals: 4, Stanford, Feb 27, 2022

Assists: 4, Syracuse, 03/23/24; Syracuse, Mar 23, 2024

Shots: 6, vs Cornell, 02/25/24; vs Cornell, Feb 25, 2024; Stanford, Feb 27, 2022

Ground balls: 2, 15 times

Draw controls: 4, 4 times

Man-up goals: 1 [t-4th], Virginia Tech, Apr 20, 2023; Stanford, Feb 27, 2022; vs Boston College, May 1, 2022

Free-position goals: 1, 7 times

Caused turnovers: 2, 4 times

Lauren Pederson

| Season | GP | G | A | Pts | Shots | Shot% | SOG | SOG% | GW | UP | DN | GB | DC | TO | CT | Pen-Min |
|--------|----|---|---|-----|-------|-------|-----|------|----|----|----|----|----|----|----|---------|
| 2023 | 1 | 0 | 0 | 0 | - | - | - | - | 0 | 0 | 0 | 0 | 0 | 0 | 0 | 0-0.0 |
| 2024 | 6 | 0 | 0 | 0 | - | - | - | - | 0 | 0 | 0 | 0 | 0 | 0 | 0 | 0-0.0 |
| TOTAL | 7 | 0 | 0 | 0 | - | - | - | - | 0 | 0 | 0 | 0 | 0 | 0 | 0 | 0-0.0 |

SINGLE-GAME HIGHS [all-time ranking]:

VIRGINIA CAREER STATS



2024 Virginia Lacrosse Individual Career History



Alexandra Schneider

| Season | GP | G | A | Pts | Shots | Shot% | SOG | SOG% | GW | UP | DN | GB | DC | TO | CT | Pen-Min |
|--------|----|---|---|-----|-------|-------|-----|------|----|----|----|----|----|----|----|---------|
| 2024 | 11 | 0 | 0 | 0 | - | - | - | - | 0 | 0 | 0 | 0 | 1 | 1 | 0 | 0-0.0 |
| TOTAL | 11 | 0 | 0 | 0 | - | - | - | - | 0 | 0 | 0 | 0 | 1 | 1 | 0 | 0-0.0 |

SINGLE-GAME HIGHS [all-time ranking]:

Draw controls: 1, Pittsburgh, 03/16/24; Pittsburgh, Mar 16, 2024

Morgan Schwab

| Season | GP | G | A | Pts | Shots | Shot% | SOG | SOG% | GW | UP | DN | GB | DC | TO | CT | Pen-Min |
|--------|----|----|-----|-----|-------|-------|-----|------|----|----|----|----|----|----|----|---------|
| 2021 | 18 | 23 | 13 | 36 | 49 | .469 | 36 | .735 | 0 | 3 | 0 | 14 | 1 | 14 | 4 | 0-0.0 |
| 2022 | 20 | 21 | 36 | 57 | 55 | .382 | 41 | .745 | 2 | 0 | 0 | 11 | 13 | 23 | 5 | 0-0.0 |
| 2023 | 18 | 20 | 49 | 69 | 38 | .526 | 28 | .737 | 1 | 1 | 0 | 7 | 5 | 27 | 2 | 0-0.0 |
| 2024 | 12 | 15 | 43 | 58 | 35 | .429 | 24 | .686 | 1 | 0 | 1 | 5 | 1 | 25 | 1 | 0-0.0 |
| TOTAL | 68 | 79 | 141 | 220 | 177 | .446 | 129 | .729 | 4 | 4 | 1 | 37 | 20 | 89 | 12 | 0-0.0 |

SINGLE-GAME HIGHS [all-time ranking]:

Points: 8 [t-1st], Richmond, 03/06/24; Richmond, Mar 6, 2024

Goals: 5, Duke, Apr 08, 2023

Assists: 8 [t-1st], Richmond, 03/06/24; Richmond, Mar 6, 2024

Shots: 6, Duke, Apr 08, 2023

Ground balls: 3, at Clemson, 03/02/24; at Clemson, Mar 2, 2024

Draw controls: 4, at North Carolina, May 15, 2022

Man-up goals: 1 [t-4th], at Princeton, Feb 18, 2023

Man-down goals: 1 [t-1st], James Madison, 03/20/24; James Madison, Mar 20, 2024

Free-position goals: 1, 4 times

Caused turnovers: 1, 9 times

Kiki Shaw

| Season | GP | G | A | Pts | Shots | Shot% | SOG | SOG% | GW | UP | DN | GB | DC | TO | CT | Pen-Min |
|--------|----|----|----|-----|-------|-------|-----|------|----|----|----|----|----|----|----|---------|
| 2020 | 8 | 5 | 0 | 5 | 17 | .294 | 12 | .706 | 0 | 0 | 0 | 4 | 3 | 3 | 1 | 0-0.0 |
| 2021 | 18 | 17 | 2 | 19 | 46 | .370 | 27 | .587 | 1 | 2 | 0 | 7 | 7 | 7 | 1 | 0-0.0 |
| 2022 | 20 | 20 | 7 | 27 | 50 | .400 | 35 | .700 | 1 | 0 | 0 | 14 | 47 | 14 | 7 | 0-0.0 |
| 2023 | 18 | 18 | 4 | 22 | 40 | .450 | 29 | .725 | 1 | 0 | 1 | 9 | 8 | 9 | 6 | 0-0.0 |
| 2024 | 12 | 19 | 9 | 28 | 36 | .528 | 26 | .722 | 0 | 4 | 0 | 9 | 20 | 12 | 8 | 0-0.0 |
| TOTAL | 76 | 79 | 22 | 101 | 189 | .418 | 129 | .683 | 3 | 6 | 1 | 43 | 85 | 45 | 23 | 0-0.0 |

SINGLE-GAME HIGHS [all-time ranking]:

Points: 4, VCU, Apr 06, 2022

Goals: 4, VCU, Apr 06, 2022

Assists: 2, vs Cornell, 02/25/24; vs Cornell, Feb 25, 2024; PITT, Mar 18, 2022

Shots: 6, 4 times

Ground balls: 3, Pittsburgh, 03/16/24; North Carolina, Apr 14, 2022; Pittsburgh, Mar 16, 2024

Draw controls: 5, at Virginia Tech, Apr 21, 2022; vs USC, May 13, 2022

Man-up goals: 1 [t-4th], 8 times

Man-down goals: 1 [t-1st], Clemson, Mar 03, 2023

Free-position goals: 2 [t-5th], at NORTH CAROLINA, Mar 11, 2023; Notre Dame, Mar 25, 2023

Caused turnovers: 2, 4 times

Lily Spyredes

| Season | GP | G | A | Pts | Shots | Shot% | SOG | SOG% | GW | UP | DN | GB | DC | TO | CT | Pen-Min |
|--------|----|---|---|-----|-------|-------|-----|------|----|----|----|----|----|----|----|---------|
| 2024 | 2 | 0 | 0 | 0 | - | - | - | - | 0 | 0 | 0 | 0 | 0 | 0 | 0 | 0-0.0 |
| TOTAL | 2 | 0 | 0 | 0 | - | - | - | - | 0 | 0 | 0 | 0 | 0 | 0 | 0 | 0-0.0 |

SINGLE-GAME HIGHS [all-time ranking]:

VIRGINIA CAREER STATS



2024 Virginia Lacrosse Individual Career History



Ashley Vernon

| Season | GP | G | A | Pts | Shots | Shot% | SOG | SOG% | GW | UP | DN | GB | DC | TO | CT | Pen-Min |
|--------|----|---|---|-----|-------|-------|-----|------|----|----|----|----|----|----|----|---------|
| 2022 | 20 | 0 | 0 | 0 | - | - | - | - | 0 | 0 | 0 | 30 | 1 | 5 | 3 | 0-0.0 |
| 2023 | 14 | 0 | 0 | 0 | - | - | - | - | 0 | 0 | 0 | 7 | 0 | 3 | 0 | 0-0.0 |
| 2024 | 2 | 0 | 0 | 0 | - | - | - | - | 0 | 0 | 0 | 0 | 0 | 0 | 0 | 0-0.0 |
| TOTAL | 36 | 0 | 0 | 0 | - | - | - | - | 0 | 0 | 0 | 37 | 1 | 8 | 3 | 0-0.0 |

| Goalie | GP | Minutes | GA | GAAvg | Saves | Save% | W | L | T | Sho |
|--------|----|---------|-----|-------|-------|-------|----|----|---|-----|
| 2022 | 20 | 1083:27 | 252 | 13.96 | 139 | .355 | 9 | 10 | 0 | 0 |
| 2023 | 14 | 554:02 | 117 | 12.67 | 70 | .374 | 7 | 4 | 0 | 0 |
| 2024 | 2 | 9:17 | 3 | 19.39 | 2 | .400 | 0 | 0 | 0 | 0 |
| TOTAL | 36 | 1646:46 | 372 | 13.55 | 211 | .362 | 16 | 14 | 0 | 0 |

SINGLE-GAME HIGHS [all-time ranking]:

Saves: 12 [t-1st], Maryland, Feb 18, 2022; at Louisville, Mar 26, 2022

Ground balls: 7 [1st], at Duke, Apr 02, 2022

Draw controls: 1, Syracuse, Mar 12, 2022

Caused turnovers: 2, PITT, Mar 18, 2022

Cece Webb

SINGLE-GAME HIGHS [all-time ranking]:

Ashley West

| Season | GP | G | A | Pts | Shots | Shot% | SOG | SOG% | GW | UP | DN | GB | DC | TO | CT | Pen-Min |
|--------|----|---|---|-----|-------|-------|-----|------|----|----|----|----|----|----|----|---------|
| 2021 | 1 | 0 | 0 | 0 | - | - | - | - | 0 | 0 | 0 | 1 | 0 | 0 | 1 | 0-0.0 |
| 2022 | 3 | 0 | 0 | 0 | - | - | - | - | 0 | 0 | 0 | 1 | 0 | 0 | 0 | 0-0.0 |
| 2023 | 1 | 0 | 0 | 0 | - | - | - | - | 0 | 0 | 0 | 0 | 0 | 0 | 0 | 0-0.0 |
| 2024 | 1 | 0 | 0 | 0 | - | - | - | - | 0 | 0 | 0 | 0 | 0 | 0 | 0 | 0-0.0 |
| TOTAL | 6 | 0 | 0 | 0 | - | - | - | - | 0 | 0 | 0 | 2 | 0 | 0 | 1 | 0-0.0 |

| Goalie | GP | Minutes | GA | GAAvg | Saves | Save% | W | L | T | Sho |
|--------|----|---------|----|-------|-------|-------|---|---|---|-----|
| 2021 | 1 | 5:02 | 2 | 23.84 | 1 | .333 | 0 | 0 | 0 | 0 |
| 2022 | 3 | 24:16 | 1 | 2.47 | 1 | .500 | 0 | 0 | 0 | 0 |
| 2023 | 1 | 3:24 | 2 | 35.29 | 0 | .000 | 0 | 0 | 0 | 0 |
| 2024 | 1 | 1:41 | 0 | 0.00 | 0 | .000 | 0 | 0 | 0 | 0 |
| TOTAL | 6 | 34:23 | 5 | 8.73 | 2 | .286 | 0 | 0 | 0 | 0 |

SINGLE-GAME HIGHS [all-time ranking]:

Saves: 1, CAL, Feb 13, 2022

Ground balls: 1, PITT, Mar 18, 2022

VIRGINIA CAREER STATS



2024 Virginia Lacrosse Individual Career History

Devon Whitaker

| Season | GP | G | A | Pts | Shots | Shot% | SOG | SOG% | GW | UP | DN | GB | DC | TO | CT | Pen-Min |
|--------|----|---|---|-----|-------|-------|-----|-------|----|----|----|----|----|----|----|---------|
| 2021 | 10 | 2 | 0 | 2 | 3 | .667 | 2 | .667 | 0 | 0 | 0 | 1 | 2 | 3 | 1 | 0-0.0 |
| 2022 | 20 | 0 | 0 | 0 | - | - | - | - | 0 | 0 | 0 | 17 | 1 | 7 | 9 | 0-0.0 |
| 2023 | 18 | 0 | 0 | 0 | - | - | - | - | 0 | 0 | 0 | 22 | 39 | 8 | 12 | 0-0.0 |
| 2024 | 12 | 1 | 0 | 1 | 1 | 1.000 | 1 | 1.000 | 0 | 0 | 0 | 12 | 4 | 1 | 7 | 0-0.0 |
| TOTAL | 60 | 3 | 0 | 3 | 4 | .750 | 3 | .750 | 0 | 0 | 0 | 52 | 46 | 19 | 29 | 0-0.0 |

SINGLE-GAME HIGHS [all-time ranking]:

Points: 1, at Liberty, 02/09/24; at Liberty, Feb 9, 2024

Goals: 1, at Liberty, 02/09/24; at Liberty, Feb 9, 2024

Shots: 1, at Liberty, 02/09/24; at Liberty, Feb 9, 2024

Ground balls: 4 [t-6th], vs Albany, May 12, 2023

Draw controls: 5, Duke, Apr 08, 2023; at Princeton, Feb 18, 2023; Louisville, Feb 25, 2023

Caused turnovers: 2, 4 times

Corey White

| Season | GP | G | A | Pts | Shots | Shot% | SOG | SOG% | GW | UP | DN | GB | DC | TO | CT | Pen-Min |
|--------|----|---|---|-----|-------|-------|-----|-------|----|----|----|----|----|----|----|---------|
| 2024 | 3 | 0 | 0 | 0 | 1 | .000 | 1 | 1.000 | 0 | 0 | 0 | 1 | 0 | 1 | 0 | 0-0.0 |
| TOTAL | 3 | 0 | 0 | 0 | 1 | .000 | 1 | 1.000 | 0 | 0 | 0 | 1 | 0 | 1 | 0 | 0-0.0 |

SINGLE-GAME HIGHS [all-time ranking]:

Shots: 1, Pittsburgh, 03/16/24; Pittsburgh, Mar 16, 2024

Ground balls: 1, Richmond, 03/06/24; Richmond, Mar 6, 2024

Wylly Willmott

| Season | GP | G | A | Pts | Shots | Shot% | SOG | SOG% | GW | UP | DN | GB | DC | TO | CT | Pen-Min |
|--------|----|---|---|-----|-------|-------|-----|------|----|----|----|----|----|----|----|---------|
| 2024 | 2 | 0 | 0 | 0 | - | - | - | - | 0 | 0 | 0 | 0 | 0 | 0 | 0 | 0-0.0 |
| TOTAL | 2 | 0 | 0 | 0 | - | - | - | - | 0 | 0 | 0 | 0 | 0 | 0 | 0 | 0-0.0 |

SINGLE-GAME HIGHS [all-time ranking]:

BROADCAST ROSTER



2
DEVON WHITAKER
Sr. | Defense
Wayne, Pa.



3
KATE DEMARK
Fr. | Defense
Darien, Conn.




4
JENNA DINARDO
Fr. | Attack
Corning, N.Y.



5
KATE GALICA
Fr. | Midfield
Wayne, Pa.




6
ABBY JANSEN
Jr. | Goalkeeper
Newtown Square, Pa.



7
MACKENZIE HOEG
Sr. | Midfielder
Mattiuck, N.Y.



8
ALEXANDRA SCHNEIDER
Fr. | Defense
Manhasset, N.Y.



10
MAUREEN DUFFY
Jr. | Midfield
East Quogue, N.Y.



11
ABBY MANALANG
Jr. | Midfield
Los Angeles, Calif.



12
PAYTON MEISTER
Jr. | Defense
Coppell, Texas



13
KACY HOGARTH
Sr. | Defense
Havertown, Pa.



14
MORGAN SCHWAB
Sr. | Attack
Fairport, N.Y.



15
ADDI FOSTER
Fr. | Midfield
Charlottesville, Va.



16
MADISON ALAIMO
Fr. | Attack
Wantagh, N.Y.



17
FINLEY BARGER
So. | Midfield
Fallston, Md.



19
WYLLY WILLMOTT
So. | Defense
Memphis, Tenn.




20
OLIVIA BRUNO
So. | Defense
Victor, N.Y.



21
KATE MILLER
Jr. | Attack
Mechanicsville, Va.



22
LAUREN PEDERSON
Sr. | Midfield
Park City, Utah



23
KIKI SHAW
Gr. | Midfield
Owings Mills, Md.




25
COREY WHITE
Fr. | Midfield
Chevy Chase, Md.



26
MEL JOSEPHSON
So. | Goalkeeper
Sea Bright, N.J.



27
MORGAN KOENEKE
Jr. | Attack
South Riding, Va.



28
MAGGIE BOSTAIN
Sr. | Defense
Richmond, Va.



29
CECE WEBB
Fr. | Defense
Summit, N.J.



30
KATIE CAMPTEL
So. | Attack
Greenland, N.H.




31
ASHLEY WEST
Sr. | Goalkeeper
Bethesda, Md.



32
NICOLE CRUTHIRDS
So. | Defense
Alexandria, Va.




33
KATIA CARNEVALE
Gr. | Midfield
Summit, N.J.




37
LILY SPYREDES
So. | Attack
Boca Raton, Fla.



40
DEVON GOGERTY
So. | Midfield
Mendham, N.J.



44
BREES BURLINGAME
So. | Goalkeeper
Binghamton, N.Y.



51
ASHLEY VERNON
5th | Goalkeeper
Medford, N.J.



HC
SONIA LAMONICA
Head Coach
First Season




AC
MICHAEL LAMONICA
Assistant Coach
First Season



AC
CAYLEE WATERS
Assistant Coach
First Season



AC
KERRIGAN MILLER
Assistant Coach
First Season



DO
MARIS LARGE
Director of Ops
First Season