



2025-26 CAVALIERS

Name	Class	Hometown (High School / Last School)
Remi Bacardi	Freshman	Miami, Fla. (Palmer Trinity School)
Kiera Bartholomew	Junior	Wake Forest, NC (North Raleigh Christian Academy)
Mira Berglund	Junior	Oernskoeldsvik, Sweden (Celsiuskolan/Campbell)
Ally Black	Senior	Austin, TX (Westlake)
Jaclyn LaHa	Junior	Pleasanton, CA (Amador Valley)
Miranda Lu	Freshman	Vancouver, Canada (Ignite Christian Academy)
Elsie MacCleery	Freshman	Crozet, Va. (Western Albermarle HS)
Kennedy Swedick	Sophomore	Albany, NY (Albany Academy for Girls)
Yuuki Takada	Freshman	Gold Coast, Australia (Benowa State HS)

Head Coach: Ria Scott (California '03) – eighth season
Assistant Coach: Annie Collom (Richmond '19) – third season

CAVALIER QUICK FACTS

Location: Charlottesville, Va. 22904
 Founded: 1819, by Thomas Jefferson
 Enrollment: 27,115 (Undergraduate 18,066)
 President: Scott Beardsley
 Athletic Director: Carla Williams
 Nicknames: Cavaliers, Wahoos, Hoos
 Mascot: Cavalier
 Colors: Blue & Orange
 Conference: Atlantic Coast
 Home Course: Birdwood Golf Course (Par 71; 7,200 yards)

2025-26 VIRGINIA SCHEDULE

Sept. 7-8	Wolverine Invitational Ann Arbor, Mich.
Sept. 22-23	Canadian Collegiate Invitational Toronto, Canada
Sept. 29-30	Windy City Collegiate Invitational Golf, Ill.
Oct. 17-19	Stanford Intercollegiate Stanford, Calif.
Jan. 30-31	Collegiate Invitational at GCC Guadalajara, Mexico
Feb. 15-17	Moon Golf Invitational Melbourne, Fla.
March 6-8	Gators Invitational Gainesville, Fla.
March 20-22	Florida State Match-Up Tallahassee, Fla.
April 5-6	Terps Invitational College Park, Md.
April 16-19	ACC Championship Wilmington, N.C.
May 11-13	NCAA Regionals TBD
May 22-27	NCAA Championship Carlsbad, Calif.



HEAD COACH

RIA SCOTT



SCOTT'S UVA HIGHLIGHTS

- Lead UVA to seven NCAA appearances
- Five tournament victories
- Palmer Cup Coach in 2019 & 2020
- 2023 ACC Individual Champion

The 2025-26 season marks the eighth year Ria Scott leads the Virginia program. During the 2024-25 season, the Cavaliers advanced to match play at the NCAA Championship for the first time since 2016, its second appearance since the NCAA introduced the format in 2015. Virginia advanced to the NCAA Championship after placing third at the Charlottesville Regional, hosting a regional for the first time in the program's history.

During the 2023-24 season, the Cavaliers' accomplishments included a third-place finish at the NCAA Cle Elum Regional to advance to the NCAA Championships for the third consecutive season. Scott was named to the Women's Golf Coaches Association's watch list for the 2023-24 Division I Jackie Steinmann WGCA National Coach of the Year Presented by Golf Pride.

During her tenure at UVA, she has made the Cavaliers regulars in the postseason while achieving outstanding academic accomplishments and developing players to ACC Championships and All-America standing.

In 2023-24, Scott led the Cavaliers to

five top-three finishes and saw All-American Amanda Sambach rank in the top-10 of the national individual rankings all season. Sambach won Toledo's Glass City Invitational and was runner-up at the ACC Championships, her third top-three finish at the event in as many years. Sambach made her fourth appearance at the Augusta National Women's Amateur, finishing 14th, and was named to the U.S. Palmer Cup team for the second straight year.

In addition to finishing third at the NCAA Regional, the Cavaliers reached the match play portion of the ACC Championships, losing in the semifinals.

The 2022-23 season marked the team's 17th consecutive berth into NCAA play in 20 seasons of the program's history. Last year's squad recorded the most under par team rounds in school history (11) and finished the season with the best stroke average in school history (291.10). The team was led by All-American Amanda Sambach who won the ACC Championship, the ANNIKA Intercollegiate and the NCAA Westfield Regional. Sambach also helped Team USA win the 2023 Arnold Palmer Cup.

In the 2021-22 season, the Cavaliers posted a 15th-place finish at the NCAA Championships where All-American graduate student Beth Lillie finished ninth for the second consecutive season. As a team, the

Cavaliers finished the season ranked No. 9 nationally on Golfstat.

Scott's teams have made Match Play in every year of its existence in the ACC Championship, competing in the Semifinals in 2021, 2022, and Finals in 2023.

Under her leadership, players have been recognized as WGCA All-Americans (four), Golfweek All-Americans (three), and earned seven All-ACC honors. The team has won four tournament team titles and have set the school record for single-season team scoring average two times (2021, 2023).

Scott's teams have also been honored for outstanding academic standing, with 22 student-athletes earning WGCA All-America Scholar honors in the past five seasons, bringing the total to 44 in the 20 years of the program. In 2023, UVA placed six on the All-ACC Academic Team, matching the most of any ACC School.

During Scott's time, the Cavaliers have enjoyed tremendous upgrades in facilities.

UVA now calls the Dean Family Golf Performance Center home. It is located on Birdwood Golf Course at Boar's Head Resort, reopening in July of 2020 following an 18-month redesign by Davis Love Golf Design. This has positioned UVA as one of the top collegiate courses and facilities in the nation.

Coach Scott has been recognized by the Virginia Sports Information Directors as the



state's Women's Golf Coach of the Year in 2019, 2022 and 2023.

Scott, a native of the Philippines, teamed with the University of Washington's Alan Murray to lead the International squad to a victory at the 2020 Palmer Cup. She also served as an assistant coach for the International team at the 2019 Arnold Palmer Cup, helping that squad to a victory against its USA counterparts.

During her time at the University of Oregon, Scott guided the Ducks to NCAA postseason play in all nine of her seasons in Eugene. Prior to her arrival, Oregon hadn't advanced to the NCAA Finals in 10 straight years. Under Scott's guidance, the Ducks made a habit of being ranked in the top 25. Oregon's tie for fifth place at the 2016 NCAA Championships marked the best postseason performance in the program's history.

Scott's teams produced seven of the top eight season scoring averages in school history, and each player in Oregon's top-10 season scoring average category was coached by her. She coached Caroline Inglis, now on the LPGA Tour, to Oregon's first individual Pac-12 Championship in 2015.

Scott joined the Oregon staff in 2009 after a two-year stint as the head coach at the University of San Francisco. During her second season with the Dons, Scott was named



Ria Scott helped the International Team to a pair of wins in the Palmer Cup competition in 2019 and 2020. She was an assistant coach in 2019 and the team's head coach in 2020.

West Coast Conference Coach of the Year as her team captured two tournament wins and spent most of the spring ranked in Golfstat's top-30.

Before becoming a coach, Scott played professionally around the world. Her professional highlights include appearances in the 2006

Women's World Cup in South Africa and the 2004 US Women's Open. Scott was the first woman to play in an Asian PGA event, competing in the 2004 DHL Philippine Open.

As a student-athlete at the University of California, she led the Bears to the 2001, 2002, and 2003 NCAA Championships and was a 2003 All-Pac-10 and 2002 All-Region honoree. As a senior co-captain in her final season, she helped the Bears win a school-record seven tournaments, capture Pac-10 and NCAA Regional titles, and rank as high as second nationally. The two-time Pac-10 All-Academic honorable mention selection also won the 2003 Anna Espenschade Award, presented to the top graduating female student-athlete at Cal.

As a prep, the Philippines native started the golf program at James Logan High School in Union City, Calif., where she captained the boys' team her final three years. She won the 1997 California Junior Girls Championship at Pebble Beach.

Among various national and international events, she qualified for six USGA Championships - one US Women's Open, three US Women's Amateurs, and two US Girls Juniors. Scott advanced to the Round of 16 at the 2001 British Women's Amateur. In addition, she competed for the Philippine National Team (1997-2002) and earned a gold medal in the 1997 Southeast Asian Games and a pair of bronze medals in the 1998 and 2002 Asian Games. Scott also played in two World Amateur Team Championships in 1998 (Chile) and 2000 (Germany) for the Philippine National Team.



Scott has led UVA to five team tournament titles during her time with the Cavaliers.



ANNIE COLLOM

ASSISTANT COACH

Annie Collom joined the Cavalier program in July of 2023 as an assistant coach. She spent the previous two seasons as the assistant coach at Denver. During her inaugural season on Grounds she helped guide the Cavaliers to 2024 NCAA Championships where the team placed 28th.

In her final season at Denver, Collom helped the Crimson and Gold add to the legacy of the program, securing its fourth straight Summit League Championship by setting a 54-hole tournament record for a team with a 852 score. The Pioneers also posted the second lowest team scoring average in program history at 291.24.

The Pioneers picked up five All-Summit League selections in 2022-23, with four being first-team selections. Denver also produced the Summit League Golfer of the Year for the second consecutive season and the Summit League Championship MVP.

Collom helped Denver secure its third

straight, and seventh overall, Summit League Championship in her first year with the program. That season Denver had three all-conference performers in addition to the Summit League Player of the Year and Newcomer of the Year.

Prior to working at Denver, Collom spent two seasons at Denison University as an assistant coach for the men's and women's golf teams. In 2021, both the men and women's golf programs won the NCAC Championship and earned trips to the NCAA Tournament. She coached the NCAC Player of the Year, four male golfers to All-American honors and two female golfers to All-Region accolades.

Prior to that, Collom enjoyed a successful four-year playing career at the University of Richmond from 2015-19.

Highlights from her career at Richmond included earning All-Patriot League second-team honors for all four seasons, holding the

program's second-lowest single-season scoring average (75.07) for her 2018-19 campaign, and her 2019 Second Team VaSID All-State Selection. She also tallied 12, top-10 finishes during her career and became the first player in school history to shoot five-under par in a single round (67 vs. Columbia on Oct. 14, 2018).

Collom helped to lead the Spiders to three-straight Patriot League Conference Championships from 2016-18. She qualified for the NCAA Division I Women's Golf Regionals in each of those three seasons while also being named to the Patriot League All-Academic team in 2018. Collom graduated from Richmond in 2019 with a bachelor's degree in philosophy, politics, economics and law, while also minoring in healthcare studies. A native of Charlotte, N.C., she earned her master's degree in sports industry management from Georgetown in 2022.



THE CAVALIERS



Remi Bacardi
Freshman
Miami, Fla.



Kiera Bartholomew
Junior
Wake Forest, N.C.



Mira Berglund
Junior
Oernskoeldsvik, Sweden



Ally Black
Senior
Austin, Texas



Jaclyn LaHa
Senoir
Pleasanton, Calif.



Miranda Lu
Freshman
Vancouver, Canada



Elsie MacCleery
Freshman
Crozet, Va.



Kennedy Swedick
Sophomore
Albany, N.Y.



Yuuki Takada
Freshman
Gold Coast, Australia

Full player bios can be found online at VirginiaSports.com/sports/wgolf/roster/



2024-25 SEASON RESULTS

TOURNAMENT SUMMARY

Date	Tournament	Rd-1	Rd-2	Rd-3	Rd-4	Total	Finish	Low Player
Sept. 4-6	Pan-Pacific UGSL Tournament	286	291	290		867	1 of 13	Sambach — 1st, 207
Sept. 23-24	Cavalier Regional Preview	290	270	288		848	2 of 12	Sambach — 2nd, 209
Sept. 30- Oct. 1	Windy City Collegiate Classic	292	292	314		898	7 of 15	Sambach — 17th, 223
Oct. 18-20	Stanford Intercollegiate	283	287	285		855	4 of 19	LaHa — 10th, 209
Jan. 31-Feb. 1	Collegiate Invitational at GCC	284	292	291		867	3 of 11	Sambach — 3rd, 211
Feb. 16-18	Moon Golf Invitational	293	301	298		892	12 of 17	Sambach — T40th, 223
March 7-8	Gators Invitational	291	279	281		851	2nd of 14	Sambach — 3rd, 208
March 28-29	Chattanooga Classic	304	299	286		889	2nd of 15	LaHa — T2nd, 219
April 16-17	ACC Championships	290	285	277		852	2nd of 15	Sambach — 2nd, 204
May 5-7	NCAA Charlottesville Regional	286	288	290		864	3rd of 1	Propeck — 4th, 213
May 16-19	NCAA Championships	294	293	289	291	1167	8th of 30	Propeck — 5th, 282

INDIVIDUAL STATISTICS

Player	Events	Rounds	Strokes	Avg.	Low Round	Low 54-Hole	Top Finish	Top 10	60s	-Par	Par
Amanda Sambach	10	31	2,211	71.32	65	204	1	5	9	10	7
Megan Propeck	10	31	2,245	72.42	65	212	4	5	7	9	8
Jaclyn LaHa	11	34	2,206	73.64	68	209	2	2	3	7	4
Kennedy Swedick	8	24	1,780	74.16	68	215	7	1	2	4	1
Chloe Schiavone	10	28	1,999	74.11	69	215	10	1	3	3	3
Rebecca Skoler	+9	28	2,092	74.71	70	215	7	1	0	5	2
Kiera Bartholomew	+4	12	919	76.58	72	224	41	0	0	0	0
Ally Black	+2	6	459	76.5	73	225	31	0	0	0	0

+ Competed in one or more tournaments as an individual

INDIVIDUAL BEST ROUNDS – GROSS SCORE

65	-7	Amanda Sambach	ACC Championships	4-17-25
65	-7	Megan Propeck	Chattanooga Classic	3-29-25
65	-6	Megan Propeck	Cavalier Regional Preview	9-23-24
66	-6	Amanda Sambach	Pan-Pacific UGSL Tournament	9-5-24
67	-5	Amanda Sambach	Pan-Pacific UGSL Tournament	9-4-24
67	-4	Amanda Sambach	Cavalier Regional Preview	9-24-24
67	-3	Megan Propeck	Gators Invitational	3-8-25
68	-4	Amanda Sambach	ACC Championships	4-16-25
68	-3	Kennedy Swedick	NCAA Charlottesville Regional	5-7-25
68	-3	Megan Propeck	Stanford Intercollegiate	10-18-24
68	-3	Jaclyn LaHa	Stanford Intercollegiate	10-19-24
68	-2	Amanda Sambach	Gators Invitational	3-7-25
69	-3	Megan Propeck	NCAA Championship	5-17-25
69	-3	Megan Propeck	NCAA Championship	5-19-25
69	-3	Chloe Schiavone	ACC Championships	4-17-25
69	-2	Chloe Schiavone	Cavalier Regional Preview	9-23-24
69	-2	Jaclyn LaHa	Cavalier Regional Preview	9-23-24
69	-2	Amanda Sambach	Cavalier Regional Preview	9-24-24
69	-2	Kennedy Swedick	Cavalier Regional Preview	9-24-24
69	-3	Chloe Schiavone	Windy City Collegiate Classic	10-1-24
69	-2	Megan Propeck	Stanford Intercollegiate	10-20-24
69	-3	Amanda Sambach	Collegiate Invitational at GCC	1-31-25
69	-3	Amanda Sambach	Collegiate Invitational at GCC	2-1-25
69	-1	Jaclyn LaHa	Gators Invitational	3-7-25

INDIVIDUAL BEST ROUNDS - VS. PAR

-7	65	Amanda Sambach	ACC Championships	4-17-25
-7	65	Megan Propeck	Chattanooga Classic	3-29-25
-6	65	Megan Propeck	Cavalier Regional Preview	9-23-24
-6	66	Amanda Sambach	Pan-Pacific UGSL Tournament	9-5-24
-5	67	Amanda Sambach	Pan-Pacific UGSL Tournament	9-4-24
-4	67	Amanda Sambach	Cavalier Regional Preview	9-24-24
-4	68	Amanda Sambach	ACC Championships	4-16-25
-3	69	Megan Propeck	NCAA Championship	5-17-25
-3	69	Megan Propeck	NCAA Championship	5-19-25
-3	67	Megan Propeck	Gators Invitational	3-7-25
-3	68	Kennedy Swedick	NCAA Charlottesville Regional	5-7-25
-3	69	Chloe Schiavone	ACC Championships	4-17-25
-3	69	Chloe Schiavone	Windy City Collegiate Classic	10-1-24
-3	68	Megan Propeck	Stanford Intercollegiate	10-18-24
-3	68	Jaclyn LaHa	Stanford Intercollegiate	10-19-24
-3	69	Amanda Sambach	Collegiate Invitational at GCC	1-31-25
-3	69	Amanda Sambach	Collegiate Invitational at GCC	2-1-25
-2	68	Amanda Sambach	Gators Invitational	3-7-25
-2	69	Chloe Schiavone	Cavalier Regional Preview	9-23-24
-2	69	Jaclyn LaHa	Cavalier Regional Preview	9-23-24
-2	69	Amanda Sambach	Cavalier Regional Preview	9-24-24
-2	69	Kennedy Swedick	Cavalier Regional Preview	9-24-24
-2	69	Megan Propeck	Stanford Intercollegiate	10-19-24
-2	69	Megan Propeck	Stanford Intercollegiate	10-19-24
-2	70	Rebecca Skoler	Collegiate Invitational at GCC	2-1-15



INDIVIDUAL BEST TOURNAMENTS –

GROSS SCORE (54 HOLES)

204	-12	Amanda Sambach	ACC Championships	4-17-25
207	-9	Amanda Sambach	Pan-Pacific UGSL Tournament	9-6-24
208	-2	Amanda Sambach	Gators Invitational	3-8-25
209	-4	Amanda Sambach	Cavalier Regional Preview	9-24-24
209	-4	Jaclyn LaHa	Stanford Intercollegiate	10-19-24
212	+2	Megan Propeck	Gators Invitational	3-7-25
213	E	Megan Propeck	NCAA Charlottesville Regional	5-7-25
214	-2	Megan Propeck	ACC Championships	4-17-25
214	+1	Megan Propeck	Stanford Intercollegiate	10-19-24

INDIVIDUAL BEST TOURNAMENTS – VS. PAR

-12	204	Amanda Sambach	ACC Championships	4-17-25
-9	207	Amanda Sambach	Pan-Pacific UGSL Tournament	9-6-24
-4	209	Amanda Sambach	Cavalier Regional Preview	9-24-24
-2	214	Megan Propeck	ACC Championships	4-17-25
-2	208	Amanda Sambach	Gators Invitational	3-8-25
-1	215	Kennedy Swedick	Pan-Pacific UGSL Tournament	9-6-24
E	213	Megan Propeck	NCAA Charlottesville Regional	5-7-25
+2	212	Megan Propeck	Gators Invitational	3-8-25
+2	215	Chloe Schiavone	Cavalier Regional Preview	9-24-24

TEAM BEST ROUNDS – GROSS SCORE

270	-14	Cavalier Regional Preview	Second Round	9-23-24
277	-11	ACC Championships	Third Round	4-17-25
279	-1	Gators Invitational	Second Round	3-7-25
281	+1	Gators Invitational	Third Round	3-8-25
283	-1	Stanford Intercollegiate	First Round	10-18-24
284	-4	Collegiate Invitational at GCC	First Round	1-31-25
285	-3	ACC Championships	Second Round	4-16-25
285	+1	Stanford Intercollegiate	Third Round	10-20-24
286	-2	Pan-Pacific UGSL Tournament	First Round	9-4-24
286	-2	Chattanooga Classic	Third Round	3-29-25
286	+2	NCAA Charlottesville Regional	First Round	5-5-25
287	+3	Stanford Intercollegiate	Second Round	10-19-24
288	+4	NCAA Charlottesville Regional	Second Round	5-6-25
288	+4	Cavalier Regional Preview	Third Round	9-24-24
289	+1	NCAA Championship	Third Round	5-18-25
290	+2	ACC Championships	First Round	4-16-25
290	+2	Pan-Pacific UGSL Tournament	Third Round	9-6-24
290	+6	NCAA Charlottesville Regional	Third Round	5-7-25
290	+6	Cavalier Regional Preview	First Round	9-23-24

TEAM BEST ROUNDS – VS. PAR

-14	270	Cavalier Regional Preview	Second Round	9-23-24
-11	277	ACC Championships	Third Round	4-17-25
-4	284	Collegiate Invitational at GCC	First Round	1-31-25
-3	285	ACC Championships	Second Round	4-16-25
-2	286	Pan-Pacific UGSL Tournament	First Round	9-4-24
-2	286	Chattanooga Classic	Third Round	3-29-25
-1	283	Stanford Intercollegiate	First Round	10-18-24
+1	289	NCAA Championship	Third Round	5-18-25
+1	285	Stanford Intercollegiate	Third Round	10-19-24
+2	286	NCAA Charlottesville Regional	First Round	5-5-25
+2	290	ACC Championships	First Round	4-16-25
+2	290	Pan-Pacific UGSL Tournament	Third Round	9-6-24
+3	291	NCAA Championship	Fourth Round	5-19-25
+3	287	Stanford Intercollegiate	Second Round	10-20-24
+3	291	Pan Pacific UGSL Tournament	Second Round	9-5-24
+4	288	NCAA Charlottesville Regional	Second Round	5-6-25
+4	288	Cavalier Regional Preview	Third Round	9-24-24
+4	292	Windy City Collegiate Classic	First Round	9-30-24
+4	292	Windy City Collegiate Classic	Second Round	10-1-24
+4	292	Collegiate Invitational at GCC	Second Round	2-1-25

TEAM BEST TOURNAMENTS –

GROSS SCORE (54 HOLES)

848	-4	Cavalier Regional Preview	9-24-24
852	-12	ACC Championships	4-17-25
851	+11	Gators Invitational	3-8-25
855	+3	Stanford Intercollegiate	10-20-24
864	+12	NCAA Charlottesville Regional	5-7-25
867	+3	Pan-Pacific UGSL Tournament	9-6-24
867	+3	Collegiate Invitational at GCC	2-1-25
889	+25	Chattanooga Classic	3-29-25
898	+34	Windy City Collegiate Classic	10-1-24

TEAM BEST TOURNAMENTS – VS. PAR

-12	852	ACC Championships	4-17-25
-4	848	Cavalier Regional Preview	9-24-24
+3	867	Pan-Pacific UGSL Tournament	9-6-24
+3	855	Stanford Intercollegiate	10-20-24
+3	867	Collegiate Invitational at GCC	2-1-25
+11	851	Gators Invitational	3-8-25
+25	889	Chattanooga Classic	3-29-25
+34	898	Windy City Collegiate Classic	10-1-24



CAVALIER RECORDS

INDIVIDUAL RECORDS

ANNUAL SCORING LEADERS

Golfer	Year	Rounds	Strokes	Average
Leah Wigger	2003-04	25	1920	76.80
Leah Wigger	2004-05	34	2520	74.12
Leah Wigger	2005-06	34	2491	73.26
Leah Wigger	2006-07	30	2199	73.30
Lene Krog	2007-08	34	2542	74.77
Whitney Neuhauser	2008-09	31	2276	73.42
Brittany Altomare	2009-10	34	2500	73.53
Brittany Altomare	2010-11	34	2488	73.18
Brittany Altomare	2011-12	33	2429	73.61
Brittany Altomare	2012-13	30	2167	72.23
Lauren Coughlin	2013-14	31	2313	74.61
Lauren Diaz-Yi	2014-15	33	2416	73.21
Lauren Coughlin	2015-16	34	2463	72.44
Anna Redding	2016-17	27	2017	74.70
Anna Redding	2017-18	32	2340	73.13
Anna Redding	2018-19	33	2404	72.85
Virginia Bossi	2019-20	18	1314	73.00
Beth Lillie	2021	26	1892	72.77
Amanda Sambach	2021-22	34	2477	72.85
Amanda Sambach	2022-23	29	2068	71.31
Amanda Sambach	2023-24	33	2358	71.45
Amanda Sambach	2024-25	31	2211	71.32

LOW ROUNDS

Overall	65	Amanda Sambach, ACC Championship, 2024-25 Megan Propeck, Chattanooga Classic, 2024-25 Megan Propeck, Cavalier Regional Preview, 2024-25 Amanda Sambach, ANNIKA Intercollegiate, 2022-23 Lauren Coughlin, UCF Challenge, 2014-15
Overall vs. Par	-7	Amanda Sambach, ANNIKA Intercollegiate, 2022-23 Amanda Sambach, ACC Championship, 2024-25 Megan Propeck, Chattanooga Classic, 2024-25 Lauren Coughlin, UCF Challenge, 2014-15
By a Freshman	67	Jaclyn LaHa, Windy City Classic, 2023-24 67 Beth Lillie, NCAA Regional, 2017-18 67 Beth Lillie, Landfall Tradition, 2017-18
By a Freshman vs. Par	-5	Jaclyn LaHa, Windy City Classic, 2023-24 -5 Beth Lillie, NCAA Regional, 2017-18 -5 Beth Lillie, Landfall Tradition, 2017-18
By a Sophomore	65	Amanda Sambach, ANNIKA Intercollegiate, 2022-23
By a Sophomore vs. Par	-7	Amanda Sambach, ANNIKA Intercollegiate, 2022-23
By a Junior	65	Lauren Coughlin, UCF Challenge, 2014-15
By a Junior vs. Par	-7	Lauren Coughlin, UCF Challenge, 2014-15
By a Senior	65	Amanda Sambach, ACC Championship, 2024-25 65 Megan Propeck, Cavalier Reg. Preview, 2024-25 65 Chattanooga Classic, 2024-25
By a Senior vs. Par	-7	Amanda Sambach, ACC Championship, 2024-25 -7 Megan Propeck, Chattanooga Classic, 2024-25
In a First Round	65	Amanda Sambach, ANNIKA Intercollegiate, 2022-23
In a Second Round	65	Megan Propeck, Cavalier Reg. Preview, 2024-25 Lauren Coughlin, UCF Challenge, 2014-15
In a Third Round	65	Megan Propeck, Chattanooga Classic, 2024-25 Amanda Sambach, ACC Championship, 2024-25
In a Fourth Round	69	Megan Propeck, NCAA Champ., 2024-25 Leah Wigger, NCAA Champ., 2004-05
In the NCAA Tourney vs. Par	66	Portland Rosen, NCAA Championships, 2011-12 -6 Portland Rosen, NCAA Championships, 2011-12
In the ACC Tourney vs. Par	66	Amanda Sambach, ACC Championships, 2025 -7 Amanda Sambach, ACC Championships, 2025

LOW TOURNAMENTS

Overall (72 holes)	282	Megan Propeck, NCAA Champ., 2025
vs. Par (72 holes)	-6	Megan Propeck, NCAA Champ., 2025
Overall (54 holes)	202	Amanda Sambach, ACC Championships, 2022-23
vs. Par (54 holes)	-14	Amanda Sambach, ACC Championships, 2022-23
Overall (36 holes)	133	Amanda Sambach, ANNIKA Intercollegiate, 2022-23
vs. Par (36 holes)	-11	Amanda Sambach, ANNIKA Intercollegiate, 2022-23
By a Freshman	212	Amanda Sambach, UCF Challenge, 2021-22 Lyberty Anderson, ACC Champ., 2014-15 Brittany Altomare, ACC Champ., 2009-10
By a Freshman vs. Par	-4	Lyberty Anderson, ACC Champ., 2014-15
By a Sophomore	202	Amanda Sambach, ACC Championships, 2022-23
vs. Par	-14	Amanda Sambach, ACC Championships, 2022-23
By a Junior	206	Jennifer Cleary, Mercedes-Benz Col., 2022-23
vs. Par	-8	Whitney Neuhauser, Cougar Classic, 2008-09
By a Senior	204	Amanda Sambach, ACC Championship, 2024-25
vs. Par (54 holes)	-12	Amanda Sambach, ACC Championship, 2024-25
In the NCAA Tourney	282	Megan Propeck, NCAA Champ., 2025
vs. Par	-6	Megan Propeck, NCAA Champ., 2025
In the ACC Tourney	202	Amanda Sambach, ACC Championships, 2022-23
vs. Par	-14	Amanda Sambach, ACC Championships, 2022-23

SINGLE SEASON BESTS

Stroke Average		
By a Freshman	72.85	Amanda Sambach, 2021-22
By a Sophomore	71.31	Amanda Sambach, 2022-23
By a Junior	71.45	Amanda Sambach, 2023-24
By a Senior	71.32	Amanda Sambach, 2024-25
Tourneys Played	12	Beth Lillie, 2018-19
	12	Katharine Patrick, 2018-19
	12	Brittany Altomare, 2009-10
	12	Calle Nielson, 2009-10
	12	Nicole Agnello, 2009-10
Rounds Played	35	Beth Lillie, 2018-19
	35	Katharine Patrick, 2018-19
Rounds in the 60s	10	Amanda Sambach, 2022-23
Rounds Below Par	19	Amanda Sambach, 2023-24
Rds of Par or Better	23	Amanda Sambach, 2023-24
Top-10 Finishes	10	Leah Wigger, 2005-06
Rounds Counted	34 (of 34)	Brittany Altomare, 2009-10
	34 (of 34)	Nicole Agnello, 2009-10
	34 (of 34)	Leah Wigger, 2004-05
Rds Counted by Pct. (min. 25)	1.000	(34 of 34) Brittany Altomare, 2009-10 (34 of 34) Nicole Agnello, 2009-10 (34 of 34) Leah Wigger, 2004-05 (33 of 33) Amanda Sambach, 2023-24 (30 of 30) Brittany Altomare, 2012-13 (30 of 30) Leah Wigger, 2004-05

CAREER BESTS

Stroke Average	71.76	Amanda Sambach, 2021-25
Tournaments Played	49	Beth Lillie, 2017-22
Rounds Played	142	Beth Lillie, 2017-22
Rounds in the 60s	30	Amanda Sambach, 2021-25
Rounds Below Par	53	Amanda Sambach, 2021-25
Rounds of Par or Better	73	Amanda Sambach, 2021-25
Top-10 Finishes	21	Amanda Sambach, 2021-25
Pct. of Rds at Par or Better	.574	Amanda Sambach, 2021-25
Pct. of Rds Under Par	.417	Amanda Sambach, 2021-25
Pct. of Finishes in Top-10	.165	Amanda Sambach, 2021-25
Pct. of Rounds in the 60s.	.236	Amanda Sambach, 2021-25



INDIVIDUAL BESTS

TOURNAMENT MEDALISTS

Year	Name	Tournament	Scores
2003-04	Leah Wigger	vs. Richmond	74
2004-05	Rachel Smith	Cougar Classic	74-70-68-214
2006-07	Leah Wigger	Liz Murphey Classic	72-72-71-215
2008-09	Calle Nielson	LSU Classic	67-71-71-209
2009-10	Calle Nielson	Tri-Match @ Ironwood	72-72-144
2009-10	Calle Nielson	NCAA West Regional	72-71-71-214
2010-11	Brittany Altomare	Golfweek Challenge	69-73-70-212
2010-11	Brittany Altomare*	Landfall Tradition	70-68-75-213
2012-13	Briana Mao	UCF Challenge	70-69-73-212
2012-13	Brittany Altomare	ACC Championship	71-70-76-217
2014-15	Lauren Diaz-Yi	Tar Heel Invitational	70-69-70-209
2014-15	Lauren Diaz-Yi	UCF Challenge	70-68-69-207
2015-16	Lauren Coughlin	ACC Championships	66-71-70-207
2017-18	Beth Lillie*	The Landfall Tradition	68-67-135
2018-19	Anna Redding	Mary Fossum Invit.	69-68-70-207
2021	Beth Lillie	The Match at Spring Creek	71
2022-23	Amanda Sambach	ANNIKA Intercollegiate	65-68-74-207
2022-23	Amanda Sambach	ACC Championships	68-66-68-202
2022-23	Amanda Sambach	NCAA Westfield Regional	69-66-68-203
2023-24	Amanda Sambach	Glass City Invitational	72-68-68-208
2024-25	Amanda Sambach	Pan-Pacific UGSL Tourn.	67-66-74-207

*Co-medalist



Amanda Sambach won three tournaments in 2022-23 including the ANNIKA Intercollegiate

ALL-TIME SINGLE ROUND SCORES

No.	Score	Name	Year	Tournament	Rd	vs. Par
1.	65	Amanda Sambach	2024-25	ACC Championships	3	-7
	65	Megan Propeck	2024-25	Chattanooga Classic	3	-7
	65	Megan Propeck	2024-25	Cavalier Reg. Preview	2	-6
	65	Amanda Sambach	2022-23	ANNIKA Intercol	1	-7
	65	Lauren Coughlin	2014-15	UCF Challenge	2	-7
3.	66	Amanda Sambach	2024-25	Pan Pacific UGSL	2	-6
	66	Amanda Sambach	2022-23	NCAA Regional	2	-6
	66	Amanda Sambach	2022-23	ACC Championships	2	-6
	66	Beth Lillie	2021-22	Moon Golf Invit.	2	-6
	66	Anna Redding	2018-19	Tar Heel Invit.	1	-6
	66	Lauren Coughlin	2015-16	ACC Champ	1	-6
	66	Lauren Coughlin	2015-16	Mason Rudolph	1	-6
	66	Portland Rosen	2011-12	NCAA Champ	1	-6

ALL-TIME TOURNAMENT SCORES

No.	Score	Name	Year	Tournament	vs. Par	Scores
1.	202	Amanda Sambach	2022-23	ACC Championships	-14	68-66-68
	203	Amanda Sambach	2022-23	NCAA Regional	-13	69-66-68
	204	Amanda Sambach	2024-25	ACC Championship	-12	71-68-65
	205	Lauren Coughlin	2015-16	Mason Rudolph	-11	66-71-68
4.	206	Jennifer Cleary	2022-23	Mercedes-Benz Col.	-7	67-68-71
	206	Briana Mao	2014-15	ACC Champ	-10	68-71-67
6.	207	Amanda Sambach	2024-25	Pan Pacific UGSL	-9	67-66-74
	207	Amanda Sambach	2023-24	Stanford Intecol.	-6	72-67-68
	207	Amanda Sambach	2022-23	Mercedes-Benz Col.	-6	67-69-71
	207	Amanda Sambach	2022-23	ANNIKA Intercol.	-9	65-68-74
	207	Anna Redding	2018-19	Mary Fossum Invit.	-9	69-68-70
	207	Anna Redding	2017-18	Tar Heel Invit.	-9	70-68-69
	207	Lauren Coughlin	2015-16	ACC Champ	-9	66-71-70
	207	Lauren Diaz-Yi	2014-15	UCF Challenge	-9	70-68-69

SEASON STROKE AVERAGES

No.	Name	Year	Rds	Strokes	Avg.
1.	Amanda Sambach	2022-23	29	2068	71.31
2.	Amanda Sambach	2024-25	31	2211	71.32
3.	Amanda Sambach	2023-24	33	2358	71.45
4.	Brittany Altomare	2012-13	30	2167	72.23
5.	Megan Propeck	2024-25	31	2245	72.42
6.	Lauren Coughlin	2015-16	34	2463	72.44
7.	Beth Lillie	2021	26	1892	72.77
8.	Amanda Sambach	2021-22	34	2477	72.85
9.	Anna Redding	2018-19	33	2404	72.85
10.	Virginia Bossi	2019-20	18	1314	73.00

TOP FRESHMEN SCORING AVERAGES

(Min. 15 Rounds)

No.	Name	Year	Rds	Strokes	Avg.
1.	Amanda Sambach	2021-22	32	2477	72.85
2.	Virginia Bossi	2019-20	18	1314	73.00
3.	Beth Lillie	2017-18	32	2351	73.47
4.	Brittany Altomare	2009-10	34	2500	73.53
5.	Jaclyn LaHa	2023-24	33	2428	73.57
6.	Jennifer Cleary	2021	22	1629	74.05
7.	Kennedy Swedick	2024-25	24	1780	74.16
8.	Anna Redding	2015-16	28	2095	74.82
9.	Haeley Wotnosky	2019-20	18	1348	74.89
10.	Lauren Diaz-Yi	2013-14	34	2547	74.91

TOURNAMENTS PLAYED

No.	Name	Year	Rds	Tourneys
1.	Beth Lillie	2018-19	35	12
	Katharine Patrick	2018-19	35	12
	Brittany Altomare	2009-10	34	12
	Nicole Agnello	2009-10	34	12
	Calle Nielson	2009-10	34	12
6.	Multiple players			11



ROUNDS PLAYED

No.	Name	Year	Tourneys	Rds
1.	Beth Lillie	2018-19	12	35
	Katharine Patrick	2018-19	12	35
3.	Jaclyn LaHa	2024-25	11	34
	Amanda Sambach	2021-22	11	34
	Beth Lillie	2021-22	11	34
	Lauren Coughlin	2015-16	11	34
	Elizabeth Szokol	2015-16	11	34
	Morgan Gonzales	2015-16	11	34
	Briana Mao	2013-14	11	34
	Lauren Diaz-Yi	2013-14	11	34
	Portland Rosen	2013-14	11	34
	Brittany Altomare	2010-11	11	34
	Calle Nielson	2010-11	11	34
	Brittany Altomare	2009-10	12	34
	Nicole Agnello	2009-10	12	34
	Calle Nielson	2009-10	12	34
	Leah Wigger	2004-05	11	34
	Rachel Smith	2004-05	11	34
	Sally Shonk	2004-05	11	34
	Lauren Mielbrecht	2004-05	11	34
	Leah Wigger	2005-06	11	34
	Lene Krog	2007-08	11	34

TOP-10 FINISHES

No.	Name	Year	Tourneys	Finishes
1.	Leah Wigger	2005-06	11	10
2.	Amanda Sambach	2023-24	33	7
3.	Lauren Coughlin	2015-16	11	6
	Brittany Altomare	2012-13	10	6
	Calle Nielson	2008-09	11	6
	Leah Wigger	2006-07	10	6
	Leah Wigger	2004-05	11	6
8.	Amanda Sambach	2024-25	10	5
	Megan Propeck	2024-25	10	5
	Amanda Sambach	2022-23	10	5
	Jennifer Cleary	2021-22	10	5
	Anna Redding	2018-19	11	5
	Beth Lillie	2018-19	12	5
	Brittany Altomare	2011-12	11	5
	Jennie Arseneault	2008-09	9	5

**INDIVIDUAL BESTS
ACC CHAMPIONSHIPS**

All-Time Single Round Scores

No.	Score	Name	Year	Rd	vs. Par
1.	65	Amanda Sambach	2024-25	3	-7
2.	66	Amanda Sambach	2022-23	2	-6
	66	Lauren Coughlin	2015-16	1	-6
4.	67	Beth Lillie	2018-19	3	-6
	67	Briana Mao	2014-15	3	-5
5.	68	Amanda Sambach	2024-25	2	-4
	68	Amanda Sambach	2022-23	3	-4
	68	Amanda Sambach	2022-23	1	-4
	68	Lauren Diaz-Yi	2014-15	2	-4
	68	Briana Mao	2014-15	1	-4
	68	Lyberty Anderson	2014-15	1	-4
	68	Whitney Neuhauser	2008-09	3	-3
	68	Rachel Smith	2006-07	1	-4

ROUNDS IN THE 60S

No.	Name	Year	Rds	60s
1.	Amanda Sambach	2022-23	29	10
2.	Amanda Sambach	2024-25	31	9
3.	Megan Propeck	2024-25	31	7
	Amanda Sambach	2023-24	33	7
	Beth Lillie	2017-18	32	7
6.	Jennifer Cleary	2021-22	31	6
	Beth Lillie	2018-19	35	6
	Lauren Gonzales	2015-16	34	6
	Brittany Altomare	2010-11	34	6
	Whitney Neuhauser	2008-09	31	6

ROUNDS UNDER PAR

No.	Name	Year	Rds	-Par
1.	Amanda Sambach	2023-24	33	19
2.	Amanda Sambach	2022-23	29	14
	Lauren Diaz-Yi	2014-15	33	14
4.	Anna Redding	2017-18	32	12
5.	Lauren Coughlin	2015-16	34	12
	Elizabeth Szokol	2015-16	34	12
7.	Anna Redding	2018-19	33	11
	Beth Lillie	2018-19	35	11
	Brittany Altomare	2012-13	30	11
10.	Amanda Sambach	2024-25	31	10
	Amanda Sambach	2021-22	34	10
	Brittany Altomare	2011-12	33	10

ACC CHAMPIONSHIPS

ALL-TIME TOURNAMENT SCORES

No.	Score	Name	Year	vs. Par	Scores
1.	202	Amanda Sambach	2022-23	-14	68-66-68
2.	204	Amanda Sambach	2024-25	-12	71-68-65
3.	206	Briana Mao	2014-15	-10	68-71-67
4.	207	Lauren Coughlin	2015-16	-9	66-71-70
5.	209	Amanda Sambach	2023-24	-7	70-70-69
6.	210	Lauren Diaz-Yi	2014-15	-6	72-68-70
	210	Lauren Coughlin	2014-15	-6	72-69-69
8.	212	Lyberty Anderson	2014-15	-4	68-71-73
	212	Calle Nielson	2009-10	-1	70-73-69
	212	Brittany Altomare	2009-10	-1	72-69-71

ROUNDS OF PAR OR BETTER

No.	Name	Year	Rds	Par or Better
1.	Amanda Sambach	2023-24	33	23
2.	Amanda Sambach	2022-23	29	19
3.	Lauren Coughlin	2015-16	34	18
4.	Amanda Sambach	2024-25	31	17
	Megan Propeck	2024-25	31	17
	Beth Lillie	2018-19	35	17
7.	Anna Redding	2018-19	33	16
	Lauren Diaz-Yi	2014-15	33	16
	Brittany Altomare	2012-13	30	16
10.	Calle Nielson	2009-10	34	15



INDIVIDUAL BESTS NCAA REGIONALS

All-Time Single Round Scores

No.	Score	Name	Year	Site	Rd	vs. Par
1.	66	Amanda Sambach	2022-23	Westfield	2	-6
2.	67	Jennifer Cleary	2021-22	Ann Arbor	2	-4
	67	Beth Lillie	2017-18	Madison	1	-5
	67	Elizabeth Szokol	2015-16	Stanford	3	-4
	67	Leah Wigger	2004-05	East	2	-3
6.	68	Kennedy Swedick	2024-25	Charlottesville	3	-3
	68	Amanda Sambach	2022-23	Westfield	3	-4
	68	Celeste Valinho	2022-23	Westfield	3	-4
	68	Megan Propeck	2022-23	Westfield	3	-4
	68	Anna Redding	2018-19	Alabama	3	-4
	68	Beth Lillie	2018-19	Alabama	2	-4
	68	Joy Kim	2007-08	East	3	-4
	68	Rachel Smith	2006-07	East	3	-4

All-Time Tournament Scores

No.	Score	Name	Year	Site	vs. Par	Scores
1.	203	Amanda Sambach	2022-23	Westfield	-13	69-66-68
2.	209	Elizabeth Szokol	2015-16	Stanford	-4	73-69-67
3.	210	Leah Wigger	2004-05	East	E	70-67-73
4.	212	Celeste Valinho	2022-23	Westfield	-4	72-72-68
5.	213	Megan Propeck	2024-25	Charlottesville	E	70-72-71
	213	Beth Lillie	2017-18	Madison	-3	67-73-73
	213	Katharine Patrick	2017-18	Madison	-3	69-73-71
	213	Leah Wigger	2006-07	East	-3	71-69-73
9.	214	Amanda Sambach	2023-24	Cle Elum	-2	72-71-71
	214	Megan Propeck	2022-23	Westfield	-2	73-73-68
	214	Lauren Coughlin	2013-14	East	-2	70-72-72
	214	Calle Nielson	2009-10	West	+1	72-71-71
	214	Rachel Smith	2006-07	East	-2	72-74-68

INDIVIDUAL BESTS NCAA CHAMPIONSHIPS

All-Time Single Round Scores

No.	Score	Name	Year	Round	vs. Par
1.	66	Portland Rosen	2011-12	1	-6
2.	67	Briana Mao	2013-14	4	-3
3.	68	Lauren Coughlin	2015-16	3	-4
4.	69	Megan Propeck	2024-25	2	-3
	69	Megan Propeck	2024-25	4	-3
	69	Beth Lillie	2021-22	2	-3
	69	Morgan Gonzales	2015-16	4	-3
	69	Brittany Altomare	2010-11	1	-3
	69	Leah Wigger	2004-05	4	-2
10.	70	Amanda Sambach	2022-23	1	-2
	70	Beth Lillie	2021	4	-2
	70	Anna Redding	2018-19	2	-3
	70	Anna Redding	2017-18	3	-2
	70	Elizabeth Szokol	2015-16	4	-2
	70	Lauren Diaz-Yi	2015-16	4	-2
	70	Lauren Diaz-Yi	2015-16	3	-2
	70	Elizabeth Szokol	2015-16	2	-2
	70	Lauren Coughlin	2013-14	4	E
	70	Briana Mao	2013-14	3	E
	70	Brittany Altomare	2009-10	4	-2
	70	Nicole Agnello	2009-10	2	-2
	70	Brittany Altomare	2009-10	1	-2
	70	Lene Krog	2007-08	1	-2

ALL-TIME TOURNAMENT SCORES

No.	Score	Name	Year	vs. Par	Scores
1.	282	Megan Propeck	2024-25	-6	72-69-72-69
2.	287	Leah Wigger	2004-05	+3	73-72-73-69
3.	288	Beth Lillie	2021	E	72-74-72-70
4.	288	Lauren Coughlin	2015-16	E	72-72-68-76
	288	Lauren Diaz-Yi	2013-14	+8	71-71-75-71
6.	289	Elizabeth Szokol	2015-16	+1	75-70-74-70
	289	Brittany Altomare	2009-10	+1	70-75-74-70
8.	290	Brittany Altomare	2010-11	+2	69-75-72-74
9.	291	Amanda Sambach	2024-25	+3	72-74-72-73
	291	Beth Lillie	2021-22	+3	73-69-75-74
	291	Lauren Diaz-Yi	2015-16	+3	74-77-70-70
	291	Portland Rosen	2011-12	+3	66-75-74-76



Lauren Coughlin



CAREER RECORDS

TOURNAMENTS PLAYED

No.	Name	Years	Tournaments
1.	Beth Lillie	2017-2022	49
2.	Brittany Altomare	2009-2013	44
	Calle Nielson	2007-2011	44
4.	Amanda Sambach	2021-2025	42
5.	Morgan Gonzales	2015-2019	41
	Leah Wigger	2003-2007	41
7.	Anna Redding	2015-2019	40
	Rachel Smith	2003-2007	40
9.	Celeste Valinho	2019-2024	39
	Riley Smyth	2018-2023	39
	Lauren Diaz-Yi	2013-2017	39
	Briana Mao	2011-2015	39
	Portland Rosen	2010-2014	39

ROUNDS PLAYED

No.	Name	Years	Rounds
1.	Beth Lillie	2017-2022	142
2.	Brittany Altomare	2009-2013	131
3.	Calle Nielson	2007-2011	129
4.	Amanda Sambach	2021-2025	127
5.	Leah Wigger	2003-2007	123
6.	Morgan Gonzales	2015-2019	122
7.	Anna Redding	2015-2019	120
	Portland Rosen	2010-2014	120
9.	Lauren Diaz-Yi	2013-2017	119
	Rachel Smith	2003-2007	119

ROUNDS IN THE 60S

No.	Name	Years	Rds	60s
1.	Amanda Sambach	2021-2025	96	30
2.	Beth Lillie	2017-2022	142	19
3.	Riley Smyth	2018-2023	111	13
4.	Brittany Altomare	2009-2013	131	12
5.	Anna Redding	2015-2019	120	11
6.	Calle Nielson	2007-2011	129	10
7.	Megan Propeck	2022-2025	91	9
	Jennifer Cleary	2021-2024	79	9
	Lauren Coughlin	2012-2016	104	9
9.	Elizabeth Szokol	2014-2016	125	8
10.	Celeste Valinho	2019-2024	114	7
	Briana Mao	2011-2015	85	7
	Lauren Diaz-Yi	2013-2017	119	7

ROUNDS UNDER PAR

No.	Name	Years	Rds	-Par
1.	Amanda Sambach	2021-2025	127	53
3.	Beth Lillie	2017-2022	142	39
3.	Brittany Altomare	2009-2013	131	38
4.	Lauren Diaz-Yi	2013-2017	119	28
5.	Anna Redding	2015-2019	120	27
	Calle Nielson	2007-2011	129	27
7.	Lauren Coughlin	2012-2016	104	23
8.	Riley Smyth	2018-2023	111	21
9.	Elizabeth Szokol	2014-2016	67	20
10.	Jennifer Cleary	2021-2024	79	19
	Katharine Patrick	2015-2019	103	19

ROUNDS OF PAR OR BETTER

No.	Name	Years	Rds	Par or Better
1.	Amanda Sambach	2021-2025	127	73
	Beth Lillie	2017-2022	142	56
3.	Brittany Altomare	2009-2013	131	52
4.	Calle Nielson	2007-2011	129	42
5.	Anna Redding	2015-2019	120	40
6.	Lauren Coughlin	2012-2016	104	34
	Riley Smyth	2018-2023	111	33
8.	Jennifer Cleary	2021-present	79	32
9.	Briana Mao	2011-2015	118	31
10.	Lauren Diaz-Yi	2013-2017	95	28

TOP-10 FINISHES

No.	Name	Years	Tourneys	Finishes
1.	Amanda Sambach	2021-2025	42	21
2.	Brittany Altomare	2009-2013	44	19
3.	Leah Wigger	2003-2007	41	18
4.	Beth Lillie	2017-2022	49	17
	Calle Nielson	2007-2011	44	17
6.	Anna Redding	2015-2019	40	10
	Lauren Coughlin	2012-2016	44	10
	Jennie Arseneault	2005-2009	30	10
9.	Riley Smyth	2018-2023	39	8
	Briana Mao	2011-2015	39	8
	Jennifer Cleary	2021-2024	28	8

CAREER STROKE AVERAGE

(Min. 40 rounds)

No.	Name	Years	Rds	Strokes	Avg.
1.	Amanda Sambach	2021-2025	127	9114	71.76
2.	Brittany Altomare	2009-2013	131	9580	73.13
3.	Beth Lillie	2017-2022	142	10,439	73.51
4.	Jennifer Cleary	2021-2024	79	5812	73.57
5.	Elizabeth Szokol	2014-2016	67	4939	73.72
6.	Anna Redding	2015-2019	120	8856	73.80
7.	Virginia Bossi	2019-2023	49	3619	73.86
	Lauren Coughlin	2012-2016	104	7681	73.86
9.	Calle Nielson	2007-2011	129	9574	74.22
	Leah Wigger	2003-2007	123	9130	74.22

PCT. OF ROUNDS OF PAR OR BETTER

(Min. 15 total)

No.	Name	Years	Rds	Total	Pct.
1.	Amanda Sambach	2021-2025	127	73	.574
2.	Brittany Altomare	2009-2013	131	52	.397
3.	Beth Lillie	2017-2022	142	56	.394
4.	Jennifer Cleary	2021-2024	82	32	.390
5.	Virginia Bossi	2019-2023	49	18	.367
6.	Elizabeth Szokol	2014-2016	67	23	.343
7.	Anna Redding	2015-2019	120	40	.333
8.	Lauren Coughlin	2013-2016	104	34	.327
9.	Calle Nielson	2007-2011	129	42	.326
10.	Riley Smyth	2018-2023	111	33	.297

PCT. OF ROUNDS UNDER PAR

(Min. of 10 rounds under par)

No.	Name	Years	Rds	Total	Pct.
1.	Amanda Sambach	2021-2025	127	53	.417
2.	Elizabeth Szokol	2014-2016	67	20	.299
3.	Brittany Altomare	2009-2013	131	38	.288
4.	Beth Lillie	2017-2022	142	39	.275
5.	Lauren Diaz-Yi	2014-2017	119	28	.235
6.	Jennifer Cleary	2021-2024	82	19	.232
7.	Anna Redding	2015-2019	120	27	.225
8.	Lauren Coughlin	2013-2016	104	23	.221
9.	Calle Nielson	2007-2011	129	27	.209
10.	Riley Smyth	2018-2023	111	21	.189



ANNUAL LEADERS

ROUNDS

Year	Player	No.
2003-04	Leah Wigger	25
	Sally Shonk	25
	Lindsay Robinson	25
	Rachel Smith	25
2004-05	Leah Wigger	34
	Sally Shonk	34
	Lauren Mielbrecht	34
	Rachel Smith	34
2005-06	Leah Wigger	34
2006-07	Leah Wigger	30
	Rachel Smith	30
2007-08	Lene Krog	34
2008-09	Whitney Neuhauser	31
	Calle Nielson	31
2009-10	Brittany Altomare	34
	Calle Nielson	34
	Nicole Agnello	34
2010-11	Brittany Altomare	34
	Calle Nielson	34
2011-12	Brittany Altomare	33
2012-13	Brittany Altomare	30
	Portland Rosen	30
	Elizabeth Brightwell	30
2013-14	Briana Mao	34
	Lauren Diaz-Yi	34
	Portland Rosen	34
2014-15	Lauren Diaz-Yi	33
	Briana Mao	33
	Lauren Coughlin	33
	Elizabeth Szokol	33
2015-16	Lauren Coughlin	34
	Elizabeth Szokol	34
	Morgan Gonzales	34
2016-17	Anna Redding	27
2017-18	Anna Redding	32
	Beth Lillie	32
	Katharine Patrick	32
	Morgan Gonzales	32
	Julia Ford	32
2018-19	Beth Lillie	35
	Katharine Patrick	35
2019-20	Virginia Bossi	18
	Riley Smyth	18
	Haeley Wotnosky	18
	Beth Lillie	18
2021	Beth Lillie	26
2021-22	Amanda Sambach	34
	Beth Lillie	34
2022-23	Amanda Sambach	29
2023-24	Amanda Sambach	33
	Jaclyn LaHa	33
	Megan Propeck	33
	Rebecca Skoler	33
2024-25	Jaclyn LaHa	34

STROKE AVERAGE

Year	Player	Avg.
2003-04	Leah Wigger	76.80
2004-05	Leah Wigger	74.12
2005-06	Leah Wigger	73.26
2006-07	Leah Wigger	73.30

2007-08	Lene Krog	74.77
2008-09	Whitney Neuhauser	73.42
2009-10	Brittany Altomare	73.53
2010-11	Brittany Altomare	73.18
2011-12	Brittany Altomare	73.61
2012-13	Brittany Altomare	72.23
2013-14	Lauren Coughlin	74.61
2014-15	Lauren Diaz-Yi	73.21
2015-16	Lauren Coughlin	72.44
2016-17	Anna Redding	74.70
2017-18	Anna Redding	73.13
2018-19	Anna Redding	72.85
2019-20	Virginia Bossi	73.00
2021	Beth Lillie	72.77
2021-22	Amanda Sambach	72.85
2022-23	Amanda Sambach	71.31
2023-24	Amanda Sambach	71.45
2024-25	Amanda Sambach	71.32

ROUNDS IN THE 60S

Year	Player	No.
2003-04	None	
2004-05	Leah Wigger	3
2005-06	Leah Wigger	1
2006-07	Rachel Smith	2
2007-08	Joy Kim	2
2008-09	Whitney Neuhauser	6
2009-10	Calle Nielson	3
2010-11	Brittany Altomare	6
2011-12	Brittany Altomare	2
2012-13	Brittany Altomare	2
	Briana Mao	2
2013-14	Elizabeth Brightwell	2
2014-15	Lauren Diaz-Yi	5
2015-16	Lauren Coughlin	6
2016-17	Anna Redding	2
2017-18	Beth Lillie	7
2018-19	Beth Lillie	6
2019-20	Riley Smyth	5
2021	Riley Smyth	3
2021-22	Jennifer Cleary	6
2022-23	Amanda Sambach	10
2023-24	Amanda Sambach	7
2024-25	Amanda Sambach	9

ROUNDS OF PAR OR BETTER

Year	Player	No.
2003-04	Leah Wigger	3
2004-05	Leah Wigger	8
2005-06	Leah Wigger	7
2006-07	Leah Wigger	12
2007-08	Lene Krog	9
2008-09	Whitney Neuhauser	11
2009-10	Calle Nielson	15
2010-11	Brittany Altomare	11
2011-12	Brittany Altomare	13
2012-13	Brittany Altomare	16
2013-14	Briana Mao	8
2014-15	Lauren Diaz-Yi	16
2015-16	Lauren Coughlin	18
2016-17	Anna Redding	9
2017-18	Anna Redding	14
2018-19	Beth Lillie	17
2019-20	Virginia Bossi	9
2021	Beth Lillie	16
2021-22	Amanda Sambach	14
2022-23	Amanda Sambach	19

2023-24	Amanda Sambach	23
2025-26	Amanda Sambach	17

TOP-10 FINISHES

Year	Player	No.
2003-04	Leah Wigger	2
	Rachel Smith	2
2004-05	Leah Wigger	6
2005-06	Leah Wigger	10
2006-07	Leah Wigger	6
2007-08	Calle Nielson	4
2008-09	Calle Nielson	6
2009-10	Brittany Altomare	4
	Calle Nielson	4
2010-11	Brittany Altomare	4
2011-12	Brittany Altomare	5
2012-13	Brittany Altomare	6
2013-14	Lauren Coughlin	2
	Elizabeth Brightwell	2
2014-15	Lauren Diaz-Yi	4
2015-16	Lauren Coughlin	6
2016-17	None	
2017-18	Anna Redding	3
	Beth Lillie	3
	Katharine Patrick	3
2018-19	Anna Redding	5
	Beth Lillie	5
2019-20	Riley Smyth	3
2021	Beth Lillie	5
2021-22	Jennifer Cleary	5
2022-23	Amanda Sambach	5
2023-24	Amanda Sambach	7
2024-25	Amanda Sambach	5
	Megan Propeck	5

**ALL-TIME CAREER STATISTICS**

(listed alphabetically)

Player	Events	Rds	Strokes	Avg.	Low Rd	Low-54 Hole	Top Finish	Top 10	60s	-Par	Par
Nicole Agnello (2009-2013)	33	97	7405	76.34	68	218	6	2	2	5	4
Brittany Altomare (2009-2013)	44	131	9580	73.13	67	210	1	19	12	38	14
Lyberty Anderson (2014-2016)	13	39	2991	76.69	68	212	7	1	1	5	0
Jennie Arseneault (2005-2009)	30	91	6852	75.30	68	217	5	10	1	11	8
Ju Hee Bae (2014-2018)	5	15	1185	79.00	75	230	60	0	0	0	0
Kiera Bartholomew (2023-present)	8	24	1846	76.92	72	225	22	0	0	0	0
Ally Black (2024-present)	2	6	459	76.5	73	225	31	0	0	0	0
Virginia Bossi (2019-2022)	17	49	3619	73.86	70	214	2	3	0	9	9
Elizabeth Brightwell (2010-2014)	34	101	7671	75.95	68	216	4	4	4	9	5
Jennifer Cleary (2021-present)	29	82	6040	73.66	67	206	4	8	9	19	13
Eleana Collins (2009-2011)	9	25	1924	76.96	71	225	19	0	0	1	1
Rachel Cory (2016-present)	2	6	468	78.00	73	227	60	0	0	0	0
Lauren Coughlin (2012-2016)	34	104	7681	73.86	65	205	1	10	10	23	11
Lauren Diaz-Yi (2013-2017)	41	119	8837	74.26	68	207	1	7	6	28	6
Evie Dole (2013-2014)	2	6	479	79.83	72	229	29	0	0	0	1
Julia Ford (2016-20)	32	94	7243	77.05	70	217	17	0	0	6	1
Michele Graham (2004-05)	1	1	89	89.00	89	na	12	0	0	0	0
Melissa Edmondson (2010-2012)	2	6	464	77.33	74	225	63	0	0	0	0
Morgan Gonzales (2015-2019)	41	122	9172	75.18	69	216	11	0	2	9	6
Lauren Greenleaf (2009-2012)	21	63	4879	77.44	70	221	9	1	0	3	6
Kate Harper (2017-present)	4	3	991	82.58	75	234	73	0	0	0	0
Maho Hayakawa (2014-2018)	11	33	2572	77.94	69	216	13	0	1	2	0
Alex Hershberger (2012-2016)	9	27	2081	77.07	70	221	24	0	0	1	2
Lyndsey Hunnell (2014-2018)	1	3	236	79.67	77	236	60	0	0	0	0
Joy Kim (2007-2011)	31	92	7056	76.70	68	218	6	3	3	4	5
Sarah Kolodzik (2014-2018)	6	18	1389	77.26	73	224	37	0	0	0	0
Maline Kraus (2022-2024)	3	7	553	79.00	76	231	77	0	0	0	0
Lene Krog (2007-2009)	20	60	4491	74.85	70	215	4	3	0	6	6
Jaclyn LaHa (2023-present)	22	67	4932	73.61	67	209	2	4	7	13	9
Beth Lillie (2017-present)	49	142	10,439	73.51	66	208	1	17	19	39	17
Briana Mao (2011-2015)	39	118	8792	74.51	67	206	1	8	7	17	14
Kaira Martin (2011-2015)	7	21	1645	78.33	74	226	43	0	0	0	0
Ashley Mayo (2003-2007)	9	25	2085	83.40	79	243	22	0	0	0	0
Kira Mayo (2003-2007)	9	24	2038	84.92	79	242	34	0	0	0	0
Lauren Mielbrecht (2004-2007)	24	73	5615	76.92	70	218	6	4	0	3	2
Whitney Neuhauser (2006-2010)	36	104	7992	76.85	67	208	2	6	6	10	6
Calle Nielson (2007-2011)	44	129	9574	74.22	67	209	1	17	10	27	15
Katharine Patrick (2015-2019)	35	103	7702	74.78	68	213	5	5	6	19	6
Megan Propeck (2022-2025)	31	91	6478	73.53	65	211	4	8	10	18	12
Anna Redding (2015-2019)	40	120	8856	73.80	66	207	1	10	11	27	13
Lindsay Robinson (2003-2007)	28	79	6303	79.78	71	226	8	1	0	1	0
Portland Rosen (2010-2014)	39	120	9062	75.52	66	211	2	4	3	7	7
Amanda Sambach (2022-2025)	42	127	9114	71.76	65	202	1	21	30	53	20
Chloe Schiavone (2025)	10	28	2075	74.10	69	215	10	1	3	3	3
Sally Shonk (2003-2007)	28	79	6173	78.14	71	225	6	1	0	1	1
Kristin Simpson (2005-2009)	24	66	5121	77.59	68	222	19	2	1	2	0
Rebecca Skoler (2021-2025)	32	93	6965	74.89	67	209	2	3	5	14	3
Sky Sload (2021-present)	1	1	74	74.00	74	na	4	1	0	0	0
Rachel Smith (2003-2007)	40	119	9136	76.77	68	214	5	3	2	5	6
Riley Smyth (2018-present)	39	111	8268	74.49	67	210	3	8	13	21	12
Kennedy Swedick (2025-present)	8	24	1780	74.16	68	215	7	1	2	4	1
Elizabeth Szokol (2014-2016)	22	67	2939	73.72	67	209	1	6	8	20	3
Carly Truitt (2005-2010)	21	62	4801	77.44	74	222	6	1	0	2	0
Celeste Valinho (2019-2024)	39	114	8530	74.83	67	209	3	5	7	16	12
Leah Wigger (2003-07)	41	123	9130	74.22	67	213	1	18	2	10	13
Haeley Wotnosky (2019-2022)	7	19	1423	74.89	69	215	5	1	1	4	2



ALL-TIME ACC TOURNAMENT STATISTICS

(listed alphabetically)

Player	Events	Rds	Strokes	Avg.	Low Rd	Low-54 Hole	Top Finish	Top 10	60s	-Par	Par
Nicole Agnello (2009-2013)	3	9	690	76.67	71	224	10	1	0	0	1
Brittany Altomare (2009-2013)	4	12	880	73.33	69	212	1	3	1	2	2
Lyberty Anderson (2014-2016)	1	3	212	70.67	68	212	7	1	1	2	0
Jennie Arseneault (2005-2009)	3	9	700	77.78	71	222	9	1	0	1	0
Virginia Bossi (2019-present)	1	3	232	77.33	75	232	41	0	0	0	0
Elizabeth Brightwell (2012-2014)	3	9	693	77.00	73	225	12	0	0	0	0
Jennifer Cleary (2021-present)	3	9	664	73.78	69	217	11	0	1	1	2
Eleana Collins (2009-2011)	1	3	232	77.33	77	232	21	0	0	0	0
Lauren Coughlin (2012-2016)	3	9	637	70.78	66	207	1	3	3	5	2
Lauren Diaz-Yi (2013-2017)	4	12	873	72.75	68	210	4	2	1	4	2
Julia Ford (2016-2019)	2	6	458	76.33	73	228	39	0	0	0	0
Morgan Gonzales (2015-2019)	4	12	905	75.42	72	221	14	0	0	0	1
Lauren Greenlief (2009-2012)	2	6	459	76.50	71	225	12	0	0	0	1
Maho Hayakawa (2014-2018)	1	3	238	79.33	73	238	54	0	0	0	0
Joy Kim (2007-2011)	1	3	219	73.00	69	219	6	1	1	1	0
Lene Krog (2007-2009)	2	6	455	75.83	70	223	13	0	0	1	0
Jaclyn LaHa (2024-present)	2	6	445	74.16	69	217	20	0	1	2	0
Beth Lillie (2017-present)	4	12	880	73.33	67	216	5	2	2	4	1
Briana Mao (2012-2015)	4	12	873	72.75	67	206	11	3	2	3	1
Kira Mayo (2003-2007)	1	3	252	84.00	83	252	34	0	0	0	0
Lauren Mielbrecht (2004-2007)	2	6	471	78.50	74	231	15	0	0	0	0
Whitney Neuhauser (2006-2010)	4	12	945	78.75	68	225	15	0	1	1	0
Calle Nielson (2007-2011)	4	12	882	73.50	69	212	2	3	2	5	0
Katharine Patrick (2015-2019)	2	6	439	73.17	69	229	12	0	1	2	0
Megan Propeck (2022-2025)	3	9	658	73.11	71	214	5	1	0	3	1
Anna Redding (2015-2019)	4	12	878	73.17	69	216	5	2	1	3	2
Lindsay Robinson (2003-2007)	2	6	476	79.33	77	232	27	0	0	0	0
Portland Rosen (2010-2014)	4	12	916	76.33	74	228	15	0	0	0	0
Amanda Sambach (2021-2025)	4	12	830	69.16	65	202	1	4	6	10	1
Chloe Schiavone (2025)	1	3	220	73.33	69	220	19	0	1	1	0
Sally Shonk (2003-2007)	3	9	709	78.78	71	228	19	0	0	1	0
Kristen Simpson (2005-2009)	1	3	229	76.33	74	229	21	0	0	0	0
Rebecca Skoler (2021-2025)	3	9	663	73.66	71	217	11	0	0	2	1
Rachel Smith (2003-2007)	4	12	906	75.50	68	214	11	0	1	0	1
Riley Smyth (2018-present)	3	9	677	75.22	71	222	22	0	0	1	2
Elizabeth Szokol (2014-2016)	2	6	439	73.17	71	218	14	0	0	1	1
Carly Truitt (2005-2010)	2	6	456	76.00	71	228	13	0	0	1	0
Celeste Valinho (2019-2024)	4	12	872	72.67	69	217	12	0	1	3	3
Leah Wigger (2003-2007)	4	12	882	73.50	69	213	2	1	1	3	3



2016 ACC Champions



ALL-TIME NCAA CHAMPIONSHIP STATISTICS

(listed alphabetically)

Player	Events	Rds	Strokes	Avg.	Low Rd	Low-72 Hole	Top Finish	Top 10	60s	-Par	Par
Nicole Agnello (2009-2013)	2	8	596	74.50	70	297	37	0	0	1	0
Brittany Altomare (2009-2013)	3	12	874	72.83	69	289	12	0	1	5	1
Lyberty Anderson (2014-2017)^	1	3	244	81.33	78	244	108	0	0	0	0
Jennie Arseneault (2005-2009)	1	4	300	75.00	71	300	34	0	0	1	0
Elizabeth Brightwell (2012-2014)#	2	7	530	75.71	71	309	118	0	0	0	1
Jennifer Cleary (2021-present)	2	5	387	77.40	76	308	70	0	0	0	0
Lauren Coughlin (2012-2016)^	3	11	818	74.36	68	288	16	0	1	1	3
Lauren Diaz-Yi (2013-2017)^	3	11	815	74.09	71	288	28	0	0	2	0
Julia Ford (2016-present)^	1	3	245	81.67	80	na	125	0	0	0	0
Morgan Gonzales (2015-2019)~	3	10	762	76.20	69	295	42	0	1	1	1
Lauren Greenlief (2009-2012)	2	8	615	76.88	72	306	99	0	0	0	1
Joy Kim (2007-2011)	4	16	1232	77.00	72	300	61	0	0	0	1
Lene Krog (2007-2009)	2	8	604	75.50	70	299	28	0	0	1	0
Jaclyn LaHa (2024-present)^	2	7	530	75.71	72	298	54	0	0	0	1
Beth Lillie (2017-2022)*~	4	14	1044	74.57	69	288	9	2	1	2	2
Briana Mao (2012-2015)^	3	11	832	75.64	67	293	38	0	1	1	2
Lauren Mielbrecht (2004-2007)	1	4	296	74.00	73	296	16	0	0	0	0
Whitney Neuhauser (2006-2010)	2	8	624	78.00	75	307	54	0	0	0	0
Calle Nielson (2007-2011)	4	16	1203	75.19	71	294	6	1	0	2	1
Katharine Patrick (2015-2019)~	2	6	472	78.67	74	na	93	0	0	0	0
Megan Propeck (2022-2025)~	3	10	741	74.10	69	282	5	1	2	2	2
Anna Redding (2015-2019)~	3	10	748	74.80	70	295	29	0	0	2	0
Lindsay Robinson (2003-2007)	1	4	326	81.50	78	326	126	0	0	0	0
Portland Rosen (2010-2014)	3	12	900	75.00	66	291	8	1	1	1	1
Amanda Sambach (2021-2025)^	4	14	1030	73.57	70	291	30	0	0	4	2
Sally Shonk (2003-2007)	1	4	315	78.75	75	315	114	0	0	0	0
Kristen Simpson (2005-2009)	1	4	311	77.75	76	311	70	0	0	0	0
Rebecca Skoler (2021-2025)^	4	12	920	76.66	73	310	77	0	0	0	0
Rachel Smith (2003-2007)	1	4	304	76.00	72	304	68	0	0	0	0
Riley Smyth (2018-2023)~	3	8	617	77.13	71	233	61	0	0	1	0
Kennedy Swedick (2025-present)	1	4	298	74.50	72	298	54	0	0	0	1
Elizabeth Szokol (2014-2016)^	2	7	520	74.29	70	289	20	0	0	2	0
Celeste Valinho (2019-2024)^	3	9	706	78.44	73	na	na	0	0	0	0
Leah Wigger* (2003-2007)	2	8	581	72.63	69	287	2	2	1	1	2

* Competed once as an individual

One round not included due to disqualification

^ Includes round of 54 holes

~ Includes two rounds of 54 holes



Virginia placed 15th at the 2022 NCAA Championships



TEAM RECORDS

TOURNAMENT CHAMPIONSHIPS

Date	Tournament	Site	Par	Yards	Teams	Score	Victory Margin
9-7-03	vs. Richmond	Charlottesville, Va.	72	6155	2	302	27
10-29-06	Landfall Tradition	Wilmington, NC	72	6115	12	902	*
3-15-09	LSU Classic	Baton Rouge, LA	72	6424	18	856	6
4-10-10	Tri-Match @ Ironwood	Greenville, NC	72	6325	3	582	16
9-28-10	Golfweek Challenge	Vail, CO	72	6247	18	877	6
3-31-13	Bryan National Collegiate	Brown Summit, NC	72	6386	17	869	4
2-10-15	UCF Challenge	Orlando, Fla.	72	6349	18	850	1
4-5-15	Bryan National Collegiate	Brown Summit, NC	72	6386	18	900	~
4-18-15	ACC Championships	Greensboro, NC	72	6089	11	837	26
4-3-16	Bryan National Collegiate	Brown Summit, NC	72	6386	15	888	6
4-17-16	ACC Championships	Greensboro, NC	72	6089	12	855	11
9-20-18	Mary Fossum Invitational	East Lansing, MI	72	6334	16	857	2
2-18-20	IJGA Collegiate Invitational	Guadalarjara, Mexico	72	6437	14	856	2
3-5-21	The Match at Spring Creek	Gordonsville, VA	72	6209	3	291	13
2-2-21	UCF Challenge	Orlando, FL	72	6349	17	859	1
9-6-24	Pan-Pacific UGSL Tournament	Mishima, Japan	72	5226	13	867	11

~ Won two-hole playoff with Wake Forest
 * Won tiebreaker with Michigan State, no playoff

TEAM SCORING

OVERALL

LOWEST 54-HOLE TOURNAMENT SCORE

No.	Score	Par	Place	Year	Tournament
1.	836	-16	3 of 14	2022-23	Mercedes-Benz Col.
2.	837	-27	3 of 18	2021-22	UCF Challenge
	837	-27	1 of 11	2014-15	ACC Championships
4.	848	-4	2 of 12	2024-25	Cavalier Reg. Preview
5.	849	-15	4 of 12	2022-23	NCAA Regional
	850	-14	1 of 18	2014-15	UCF Challenge
7.	851	+11	2 of 14	2024-25	Gators Invitational
8.	852	-12	2 of 15	2024-25	ACC Championships
9.	854	-10	3 of 18	2021	Moon Golf Invitational
10.	855	+3	4 of 19	2024-25	Stanford Intercollegiate
	855	+3	6 of 19	2022-23	Stanford Intercollegiate
	855	-9	3 of 12	2017-18	FSU Match-Up
	855	-9	1 of 12	2015-16	ACC Championships

LOWEST 54-HOLE TOURNAMENT SCORE VS. PAR

No.	Par	Score	Place	Year	Tournament
1.	-27	837	3 of 18	2021-22	UCF Challenge
	-27	837	1 of 11	2014-15	ACC Championships
3.	-16	836	3 of 14	2022-23	Mercedes-Benz Col.
4.	-15	849	4 of 12	2022-23	NCAA Regional
5.	-14	850	1 of 18	2014-15	UCF Challenge
6.	-12	852	2 of 15	2024-25	ACC Championships
7.	-10	854	3 of 18	2021	Moon Golf Invitational
8.	-9	855	3 of 12	2017-18	FSU Match-Up
	-9	855	1 of 12	2015-16	ACC Championships
10.	-8	856	3 of 12	2023-24	ACC Championships
	-8	856	1 of 14	2019-20	IJGA Collegiate Invit.
	-8	856	1 of 18	2008-09	LSU Classic

BEST SINGLE-ROUND SCORE

No.	Score	Rd	Par	Date	Tournament
1.	270	2nd	-14	9-23-24	Cavalier Reg. Preview
2.	274	3rd	-14	2-8-22	UCF Challenge
3.	275	2nd	-13	2-9-15	UCF Challenge
4.	276	2nd	-8	9-19-22	Mercedes-Benz Col.
5.	277	3rd	-11	4-17-25	ACC Championships
	277	1st	-7	9-19-22	Mercedes-Benz Col.
	277	2nd	-11	2-7-22	UCF Challenge
	277	2nd	-11	10-12-19	Tar Heel Invitational
9.	278	3rd	-10	5-10-23	NCAA Regional
	278	3rd	-10	4-18-15	ACC Championships

BEST SINGLE-ROUND SCORE VS. PAR

No.	Par	Score	Rd	Date	Tournament
1.	-14	270	2nd	9-23-24	Cavalier Reg. Preview
	-14	274	3rd	2-8-22	UCF Challenge
3.	-13	275	2nd	2-9-15	UCF Challenge
4.	-11	277	3rd	4-17-25	ACC Championships
	-11	277	2nd	2-7-22	UCF Challenge
	-11	277	2nd	10-12-19	Tar Heel Invitational
7.	-10	278	3rd	5-10-23	NCAA Regional
8.	-10	278	3rd	4-18-15	ACC Championships
9.	-9	279	1st	5-7-18	NCAA Regional
	-9	279	2nd	2-9-18	FSU Match-Up
	-9	279	2nd	4-18-15	ACC Championships



ACC TOURNAMENT

LOWEST 54-HOLE TOURNAMENT SCORE

No.	Score	Par	Place	Year	Site
1.	837	-27	1	2015	Greensboro, NC
2.	852	-12	2	2025	Greensboro, NC
3.	855	-9	1	2016	Greensboro, NC
4.	856	-8	3	2024	Wilmington, NC
5.	865	+1	4	2023	Greensboro, NC
6.	870	+6	4	2019	Greensboro, NC
7.	872	+8	2	2008	Daytona Beach, FL
8.	873	+21	2	2010	Greensboro, NC
9.	876	+12	4	2021	Greensboro, NC
10.	880	+16	4	2022	Pawleys Island, SC

LOWEST 54-HOLE TOURNAMENT SCORE VS. PAR

No.	Par	Score	Place	Year	Site
1.	-27	837	1	2015	Greensboro, NC
2.	-12	852	2	2025	Greensboro, NC
3.	-9	855	1	2016	Greensboro, NC
4.	-8	856	3	2024	Wilmington, NC
5.	+1	865	4	2023	Greensboro, NC
6.	+6	870	4	2019	Greensboro, NC
7.	+8	872	2	2008	Daytona Beach, FL
8.	+12	876	4	2021	Greensboro, NC
9.	+16	880	4	2022	Pawleys Island, SC
10.	+21	885	4	2018	Greensboro, NC

BEST SINGLE-ROUND SCORE

No.	Score	Round	Par	Date	Site
1.	277	3	-11	2025	Greensboro, NC
	278	3	-10	2015	Greensboro, NC
3.	279	2	-9	2015	Greensboro, NC
4.	280	1	-8	2015	Greensboro, NC
5.	282	3	-6	2016	Greensboro, NC
6.	283	1	-5	2024	Wilmington, NC
	283	1	-5	2016	Greensboro, NC
8.	284	1	-4	2008	Greensboro, NC
9.	285	2	-3	2025	Greensboro, NC
	285	3	-3	2024	Wilmington, NC

BEST SINGLE-ROUND SCORE VS. PAR

No.	Par	Round	Score	Date	Site
1.	-11	3	277	2025	Greensboro, NC
	-10	3	278	2015	Greensboro, NC
3.	-9	2	279	2015	Greensboro, NC
4.	-8	1	280	2015	Greensboro, NC
5.	-6	3	282	2016	Greensboro, NC
6.	-5	1	283	2024	Wilmington, NC
	-5	1	283	2016	Greensboro, NC
8.	-4	1	284	2008	Greensboro, NC
9.	-3	2	284	2025	Greensboro, NC
	-3	3	285	2024	Wilmington, NC

NCAA REGIONAL

LOWEST 54-HOLE TOURNAMENT SCORE

No.	Score	Par	Place	Year	Site
1.	849	-15	4 of 12	2023	Westfield, IN
2.	859	-5	2 of 18	2018	Madison, WI
3.	864	+12	3 of 12	2025	Charlottesville, Va.
3.	865	+13	2 of 12	2022	Ann Arbor, MI
4.	869	+5	6 of 24	2014	East-Tallahassee, FL
5.	873	+9	4 of 18	2019	Opelika, AL
6.	874	+34	4 of 21	2009	East-Gainesville, FL
	874	+10	t9 of 21	2007	East-Baton Rouge, LA
8.	876	+12	3 of 12	2024	Cle Elum, WA
9.	879	+31	6 of 18	2016	Stanford Regional
10.	881	+41	5 of 21	2005	East-Gainesville, FL

LOWEST 54-HOLE TOURNAMENT SCORE VS. PAR

No.	Par	Score	Place	Year	Site
1.	-15	849	4 of 12	2023	Westfield, IN
	-5	859	2 of 18	2018	Madison, WI
3.	+5	869	6 of 24	2014	East-Tallahassee, FL
4.	+9	873	4 of 18	2019	Opelika, AL
5.	+10	874	t9 of 21	2007	East-Baton Rouge, LA
6.	+12	864	3 of 12	2025	Charlottesville, Va.
	+12	876	3 of 12	2024	Cle Elum, WA
8.	+13	865	2 of 12	2022	Ann Arbor, MI
9.	+23	887	3 of 24	2011	West-Auburn, WA
	+23	887	t8 of 21	2006	East-Greensboro, NC

BEST SINGLE-ROUND SCORE

No.	Score	Round	Par	Date	Site
1.	278	3rd	-10	5-10-23	Westfield, IN
2.	279	1st	-9	5-7-18	Madison, WI
3.	281	2nd	-3	5-10-22	Ann Arbor, MI
4.	283	2nd	-5	5-7-19	Opelika, AL
	283	1st	-5	5-8-14	East-Tallahassee, FL
6.	284	2nd	-4	5-9-23	Westfield, IN
7.	286	1st	+2	5-5-25	Charlottesville, Va.
7.	287	1st	-1	5-8-23	Westfield, IN
	287	3rd	+7	5-9-09	East-Gainesville, FL
10.	288	2nd	+4	5-6-25	Charlottesville, Va.
	288	1st	+4	5-5-16	Stanford Regional
	288	2nd	E	5-11-07	East-Baton Rouge, LA

BEST SINGLE-ROUND SCORE VS. PAR

No.	Par	Score	Rd	Date	Site
1.	-10	278	3rd	5-10-23	Westfield, IN
2.	-9	279	1st	5-7-18	Madison, WI
3.	-5	283	2nd	5-7-19	Opelika, AL
	-5	283	1st	5-8-14	East-Tallahassee, FL
5.	-4	284	2nd	5-9-23	Westfield, IN
6.	-3	281	2nd	5-10-22	Ann Arbor, MI
7.	-1	287	1st	5-9-23	Westfield, IN
8.	E	288	2nd	5-11-07	East-Baton Rouge, LA
9	+1	289	1st	5-6-24	Cle Elum, WA
.	+1	289	3rd	5-9-18	Madison, WI



NCAA CHAMPIONSHIPS

Lowest 72-Hole Tournament Score

No.	Score	Par	Place	Year	Site
1.	1155	+3	5 of 24	2016	Eugene, OR
2.	1165	+45	14 of 24	2014	Tulsa, OK
3.	1167	+15	8 of 24	2025	Carlsbad, Calif.
4.	1175	+23	4 of 24	2012	Franklin, TN
5.	1184	+32	13 of 23	2010	Wilmington, NC
6.	1186	+34	4 of 24	2011	Bryan, TX
7.	1200	+64	13 of 24	2005	Sunriver, OR
8.	1201	+49	15 of 24	2022	Scottsdale, AZ
9.	1212	+60	8 of 24	2009	Owings Mills, MD
10.	1215	+63	12 of 24	2008	Albuquerque, NM

LOWEST 72-HOLE TOURNAMENT SCORE VS. PAR

No.	Par	Score	Place	Year	Site
1.	+3	1155	5 of 24	2016	Eugene, OR
2.	+15	1167	8 of 24	2025	Carlsbad, Calif.
2.	+23	1175	4 of 24	2012	Franklin, TN
3.	+32	1184	13 of 23	2010	Wilmington, NC
4.	+34	1186	4 of 24	2011	Bryan, TX
5.	+45	1165	14 of 24	2014	Tulsa, OK
6.	+49	1201	15 of 24	2022	Scottsdale, AZ
7.	+60	1212	8 of 24	2009	Owings Mills, MD
8.	+63	1215	12 of 24	2008	Albuquerque, NM
9.	+64	1200	13 of 24	2005	Sunriver, OR

BEST SINGLE-ROUND SCORE

No.	Score	Round	Par	Date	Site
1.	279	4th	-1	2014	Tulsa, OK
2.	282	4th	-6	2016	Eugene, OR
3.	286	3rd	-2	2016	Eugene, OR
4.	288	3rd	+8	2014	Tulsa, OK
5.	288	1st	E	2012	Franklin, TN
6.	289	3rd	+1	2025	Carlsbad, Calif.
7.	291	4th	+3	2025	Carlsbad, Calif.
	291	1st	+3	2011	Bryan, TX
	291	2nd	+3	2010	Wilmington, NC
10.	292	4th	+4	2012	Franklin, TN
	292	4th	+4	2010	Wilmington, NC

BEST SINGLE-ROUND SCORE VS. PAR

No.	Par	Score	Round	Date	Site
1.	-6	282	4th	2016	Eugene, OR
2.	-2	286	3rd	2016	Eugene, OR
3.	-1	279	4th	2014	Tulsa, OK
4.	E	288	1st	2012	Franklin, TN
5.	+1	289	3rd	2025	Carlsbad, Calif.
6.	+3	291	4th	2025	Carlsbad, Calif.
	+3	291	1st	2011	Bryan, TX
	+3	291	2nd	2010	Wilmington, NC
9.	+4	292	4th	2012	Franklin, TN
	+4	292	4th	2010	Wilmington, NC

FINAL NATIONAL RANKINGS

	Team	Top Individuals
2004		
GolfWeek/Sagarin	No. 61	
2005		
GolfWeek/Sagarin	No. 28	No. 19, Leah Wigger
GolfStat	No. 22	
2006		
GolfWeek/Sagarin	No. 19	No. 19, Leah Wigger
GolfStat	No. 16	
2007		
GolfWeek/Sagarin	No. 20	No. 14, Leah Wigger
GolfStat	No. 21	
2008		
GolfWeek/Sagarin	No. 17	
GolfStat	No. 16	
2009		
GolfWeek/Sagarin	No. 6	No. 27, Whitney Neuhauser
GolfStat	No. 4	No. 23, Calle Nielson
2010		
GolfWeek/Sagarin	No. 11	No. 27, Brittany Altomare
		No. 38, Calle Nielson
GolfStat	No. 13	No. 25, Brittany Altomare
2011		
GolfWeek/Sagarin	No. 7	No. 15, Brittany Altomare
GolfStat	No. 5	No. 18, Brittany Altomare
2012		
GolfWeek/Sagarin	NR	No. 28, Brittany Altomare
GolfStat	No. 21	No. 43, Brittany Altomare
2013		
GolfWeek/Sagarin	13	No. 15, Brittany Altomare
GolfStat	12	No. 13, Brittany Altomare
2014		
GolfWeek/Sagarin	20	No. 108, Lauren Coughlin
GolfStat	20	No. 118, Lauren Coughlin
2015		
GolfWeek/Sagarin	16	No. 43, Lauren Diaz-Yi
GolfStat	15	No. 30, Lauren Diaz-Yi
2016		
GolfWeek/Sagarin	14	No. 22, Lauren Coughlin
GolfStat	15	No. 38, Lauren Coughlin
2017		
GolfWeek/Sagarin	56	
GolfStat	62	
2018		
GolfWeek/Sagarin	30	No. 60, Anna Redding
GolfStat	29	No. 45, Anna Redding
2019		
GolfWeek/Sagarin	17	No. 32, Anna Redding
GolfStat	18	No. 32, Anna Redding
2020		
GolfWeek/Sagarin	NR	
GolfStat	NR	
2021		
GolfWeek/Sagarin	17	No. 52, Beth Lillie
GolfStat	19	No. 23, Beth Lillie
2022		
GolfWeek/Sagarin	13	No. 36, Amanda Sambach
GolfStat	9	No. 33, Amanda Sambach
2023		
GolfWeek/Sagarin	25	No. 9, Amanda Sambach
GolfStat	27	No. 29, Amanda Sambach
2024		
NCAA	25	No. 11, Amanda Sambach



ACC CHAMPIONSHIP

2004

Salem Glen Golf & CC - Clemmons, N.C.

Par-71, 6,348 yards

1. Duke	279-286-273-838
2. Wake Forest	290-292-275-857
3. North Carolina	285-294-282-861
4. NC State	303-293-288-884
5. Florida State	293-300-294-887
6. Maryland	306-308-290-904
7. Virginia	307-304-304-915

Individual Champion

1. Brittany Lang, Duke	67-69-68-204
------------------------	--------------

Virginia Results

11. Leah Wigger	71-75-71-217
24. Rachel Smith	75-75-77-227
30. Lindsey Robinson	78-77-77-232
33. Sally Shonk	85-77-79-241
34. Kira Mayo	83-85-84-252

2005

Carmel CC - Charlotte, NC

Par-72, 6,318 yards

1. Duke	303-291-292-886
2. Wake Forest	323-316-305-933
3. Virginia	320-311-313-944
3. NC State	323-310-311-944
5. Miami	319-322-305-946
6. Florida State	329-314-306-949
7. North Carolina	326-327-310-963
8. Maryland	337-322-330-989

Individual Champion

1. Brittany Lang, Duke	75-74-70-219
------------------------	--------------

Virginia Results

12. Leah Wigger	76-80-77-233
17. Rachel Smith	85-76-77-238
19. Sally Shonk	83-77-80-240
20. Lauren Mielbrecht	80-78-83-241
27. Lindsey Robinson	81-84-79-244

2006

Pinehurst No. 8 - Pinehurst, NC

Par 72, 6,293 yards

1. Duke	294-297-294-885
2. Virginia	308-300-296-904
3. Wake Forest	314-302-298-914
4. Maryland	308-304-305-917
5. Florida State	302-307-309-918
6. NC State	302-312-306-920
7. North Carolina	315-306-307-928
8. Miami	316-310-307-933
9. Boston College	330-323-314-967

Individual Champion

1. Amanada Blumenherst, DU	69-71-72-212
----------------------------	--------------

Virginia Results

2. Leah Wigger	76-72-71-219
11. Rachel Smith	75-77-75-227
13. Carly Truitt	78-74-76-228
15. Lauren Mielbrecht	80-77-74-231
26. Jennie Arseneault	79-77-79-235

2007

Carmel Country Club - Charlotte, NC

Par 72, 6,293 yards

1. Duke	287-284-302-873
2. Wake Forest	297-296-315-908
3. Florida State	290-302-321-913
4. North Carolina	300-306-311-917
5. Virginia	297-303-320-920
6. Maryland	312-308-311-931
7. NC State	306-313-328-947
8. Miami	325-315-324-964
9. Boston College	344-330-327-1001

Individual Champion

1. Amanda Blumenherst, DU	70-68-74-212
---------------------------	--------------

Virginia Results

4. Leah Wigger	76-70-73-219
5. Rachel Smith	68-75-77-220
30. Whitney Neuhauser	77-78-85-240
32. Kristen Simpson	76-80-85-241
-- Jennie Arseneault	82-WD-

2008

LPGA International - Daytona Beach, FL

Par-72, 6,315 yards

1. Duke	294-285-292-871
2. Virginia	284-295-293-872
3. Florida State	296-293-291-880
4. Wake Forest	299-297-298-894
5. North Carolina	304-302-298-904
6. NC State	299-315-301-915
7. Maryland	307-306-309-922
8. Miami	300-315-318-933
9. Boston College	321-322-320-963

Individual Champion

1. Amanda Blumenherst, DU	73-68-71-212
---------------------------	--------------

Virginia Results

3. Calle Nielson	70-70-76-216
6. Joy Kim	69-76-74-219
9. Jennie Arseneault	71-74-77-222
13. Lene Krog	78-75-70-223
24. Whitney Neuhauser	74-83-73-230

2009

Sedgefield Country Club - Greensboro, NC

Par-71, 6,355 yards

1. Wake Forest	286-296-287-869
2. North Carolina	300-306-287-893
3. Duke	309-290-295-894
4. NC State	302-298-296-896
5. Virginia	295-310-302-907
6. Florida State	317-314-302-933
7. Maryland	317-318-306-941
8. Boston College	334-328-316-981
9. Miami	339-326-326-988

Individual Champion

1. Natalie Sheary, WFU*	66-74-74-214
1. Amanda Blumenherst, DU	73-68-73-214

* Won playoff

Virginia Results

7. Calle Nielson	69-75-77-221
15. Whitney Neuhauser	78-79-68-225
21. Kristen Simpson	74-76-79-229
22. Lene Krog	74-80-78-232
32. Jennie Arseneault	78-82-83-243

ACC INDIVIDUAL CHAMPIONS



Brittany Altomare (2013)



Lauren Coughlin (2016)



Amanda Sambach (2023)



2010

Sedgefield Country Club – Greensboro, NC

Par-71, 6,355 yards

- 1. Wake Forest 286-285-298-869
- 2. Virginia 288-298-287-873
- 3. Duke 288-298-288-874
- 4. Florida State 301-298-302-901
- 5. North Carolina 302-291-313-906
- 6. Maryland 299-305-311-915
- 7. NC State 301-304-322-927
- 8. Miami 318-324-323-965
- 9. Boston College 324-323-340-987

Individual Champion

- 1. Michelle Shin, WFU 70-70-71-211

Virginia Results

- 2. Brittany Altomare 72-69-71-212
- 2. Calle Nielson 70-73-69-212
- 11. Nicole Agnello 71-77-76-224
- 12. Lauren Greenlief 78-79-71-225
- 44. Whitney Neuhauser 94-85-76-255

2011

Sedgefield Country Club – Greensboro, NC

Par-71, 6,185 yards

- 1. North Carolina 289-286-300-875
- 2. Duke 297-302-300-899
- 3. Virginia 295-304-304-903
- 4. Wake Forest 296-310-298-904
- 5. Florida State 295-307-309-911
- 6. Maryland 298-309-323-930
- 7. NC State 311-303-323-937
- 8. Miami 302-327-309-938
- 9. Boston College 314-322-331-967

Individual Champion

- 1. Cheyenne Woods, WFU 70-70-68-208

Virginia Results

- 7. Brittany Altomare 73-77-72-222
- 10. Nicole Agnello 72-76-76-224
- 15. Portland Rosen 76-74-79-229
- 21. Eleana Collins 78-77-77-232
- 26. Calle Nielson 74-79-80-233

2012

Sedgefield Country Club – Greensboro, NC

Par-71, 6,185 yards

- 1. Duke 280-303-292-875
- 2. North Carolina 290-302-293-885
- 3. Florida State 308-294-289-892
- 4. Wake Forest 298-305-297-899
- 5. Virginia 303-300-300-903
- 6. NC State 299-314-296-909
- 7. Maryland 307-302-308-917
- 8. Miami 308-318-302-928
- 9. Boston College 301-317-316-934

Individual Champion

- 1. Lindy Duncan, Duke 70-69-71-210

Virginia Results

- 11. Briana Mao 75-74-75-224
- 12. Elizabeth Brightwell 76-73-76-225
- 19. Portland Rosen 77-74-77-228
- 22. Brittany Altomare 76-79-74-229
- 31. Lauren Greenlief 76-83-75-234

2013

Sedgefield Country Club – Greensboro, NC

Par-71, 6,210 yards

- 1. Duke 293-292-297-882
- 2. NC State 301-295-310-906
- 3. Virginia 300-300-309-909
- 4. Florida State 306-303-310-919
- 5. North Carolina 308-309-307-924
- 5. Miami 314-304-306-924
- 7. Wake Forest 310-304-311-925
- 8. Maryland 311-321-312-944
- 9. Boston College 311-314-321-946

Individual Champion

- 1. Brittany Altomare, Virginia 71-70-76-217

Virginia Results

- 1. Brittany Altomare 71-70-76-217
- 9. Briana Mao 74-72-79-225
- 17. Portland Rosen 76-78-76-230
- 35. Elizabeth Brightwell 79-82-78-239
- 38. Nicole Agnello 82-80-80-242

2014

Sedgefield Country Club – Greensboro, NC

Par-71, 6,210 yards

- 1. Duke 291-285-286-862
- 2. Virginia 291-299-299-889
- 3. NC State 308-292-290-890
- 4. North Carolina 299-298-299-896
- 5. Notre Dame 306-303-296-905
- 5. Miami 298-301-306-905
- 7. Florida State 306-299-303-908
- 8. Wake Forest 311-306-302-919
- 9. Maryland 306-305-310-921
- 9. Clemson 307-304-310-921
- 11. Boston College 335-309-315-959

Individual Champion

- 1. Celine Boutier, Duke 71-69-70-210

Virginia Results

- 3. Briana Mao 71-73-74-218
- 5. Lauren Coughlin 71-73-76-220
- 25. Lauren Diaz-Yi 73-76-80-229
- 25. Portland Rosen 76-77-76-229
- 25. Elizabeth Brightwell 79-77-73-229

2015

Sedgefield Country Club – Greensboro, NC

Par-71, 6,210 yards

- 1. Virginia 280-279-278-837
- 2. Duke 286-288-289-863
- 3. North Carolina 289-290-287-866
- 3. Florida State 281-293-292-866
- 3. Wake Forest 288-281-297-866
- 6. Notre Dame 287-295-294-876
- 7. Louisville 291-297-296-884
- 8. NC State 296-295-296-887
- 8. Clemson 292-298-297-887
- 8. Miami 294-296-303-893
- 11. Boston College 303-305-306-914

Individual Champion

- 1. Leona Maguire, Duke* 68-68-70-206
- * Won two-play playoff for individual championship

Virginia Results

- 1. Briana Mao * 68-71-67-206
- 4. Lauren Diaz-Yi 72-68-70-210
- 4. Lauren Coughlin 72-69-69-210
- 7. Lyberty Anderson 68-71-73-212
- 17. Elizabeth Szokol 73-73-72-218
- * Lost two-play playoff for individual championship



Virginia won the 2015 ACC Championship by 26 strokes.



2016

Sedgefield Country Club – Greensboro, N.C.

Par-72, 6,089 yards

- 1. Virginia 283-290-282-855
- 2. Wake Forest 294-285-287-866
- 3. Duke 294-296-293-883
- 4. North Carolina 298-300-286-884
- 5. NC State 297-297-292-886
- 6. Clemson 298-299-297-894
- 7. Louisville 311-295-292-898
- 8. Miami 301-301-297-899
- 9. Florida State 299-307-295-901
- 10. Notre Dame 310-299-295-904
- 11. Boston College 304-309-310-923
- 12. Virginia Tech 320-310-322-952

Individual Champion

- 1. Lauren Coughlin, Virginia 66-71-70-207

Virginia Results

- 1. Lauren Coughlin 66-71-70-207
- 4. Lauren Diaz-Yi 71-70-73-214
- 5. Anna Redding 72-75-69-216
- 14. Elizabeth Szokol 76-74-71-221
- 14. Morgan Gonzales 74-75-72-221

2017

The Reserve Golf Club – Pawleys Island, S.C.

Par-72, 6,192 yards

- 1. Duke 284-286-289-859
- 2. Florida State 287-292-289-868
- 3. Miami 285-301-288-874
- 4. North Carolina 287-292-297-876
- 5. Clemson 287-292-298-877
- 6. NC State 297-289-302-888
- 7. Louisville 298-298-294-890
- 8. Virginia 304-293-299-896
- 9. Boston College 298-299-304-901
- 9. Notre Dame 298-297-306-901
- 11. Virginia Tech 304-308-304-916
- 12. Wake Forest 312-308-311-931

Individual Leaders

- 1. Leona Maguire, Duke 68-72-70-210
- 2. Jennifer Kupcho, Wake Forest 70-71-71-212
- 3. Delfina Acosta, Miami 70-75-68-213

Virginia Results

- 21. Lauren Diaz-Yi 74-72-74-220
- 28. Morgan Gonzales 75-75-74-224
- 33. Anna Redding 78-76-73-227
- 39. Julia Ford 77-73-78-228
- 54. Maho Hayakawa 84-73-81-238

2018

Grandover Resort – Greensboro, N.C.

Par-72, 6,122 yards

- 1. Duke 282-281-286-849
- 2. Florida State 291-289-296-876
- 3. Clemson 286-297-294-877
- 4. Virginia 301-294-290-885
- 5. Wake Forest 297-293-300-890
- 6. Miami 296-303-294-893
- 7. Louisville 302-300-292-894
- 8. North Carolina 306-288-301-895
- 8. NC State 303-299-293-895
- 10. Notre Dame 300-304-294-898
- 11. Virginia Tech 300-298-301-899
- 12. Boston College 313-300-309-922

Individual Leaders

- 1. Leona Maguire, Duke 67-70-73-210
- 1. Jaravee Boonchant, Duke 71-67-72-210
- 3. Morgane Metraux, FSU 73-69-72-214
- 3. Ana Belac, Duke 70-74-70-214

Virginia Results

- 5. Beth Lillie 77-70-69-216
- 12. Anna Redding 73-76-70-219
- 16. Katharine Patrick 75-71-74-220
- 44. Julia Ford 76-77-77-230
- 52. Morgan Gonzales 77-80-78-235

2019

Sedgefield Country Club – Greensboro, N.C.

Par-72, 6,089 yards

- 1. Wake Forest 280-287-283-850
- 2. Florida State 292-285-281-858
- 3. Duke 289-292-287-868
- 4. Virginia 286-294-290-870
- 5. Louisville 294-297-299-890
- 6. Virginia Tech 293-295-308-896
- 7. Clemson 308-300-292-900
- 8. Miami 297-303-301-901
- 9. North Carolina 295-301-306-902
- 9. NC State 303-308-291-902
- 11. Notre Dame 303-307-303-913
- 12. Boston College 297-302-319-918

Individual Leaders

- 1. Emilia Migliaccio, WFU 66-71-68-205
- 2. Siyun Liu, Wake Forest 68-72-67-207
- 3. Ana Belac, Duke 72-68-72-212

Virginia Results

- 5. Anna Redding 70-72-74-216
- 5. Beth Lillie 70-79-67-216
- 12. Katharine Patrick 76-69-74-219
- 26. Morgan Gonzales 74-76-75-225
- 26. Riley Smyth 72-77-76-225

2021

Sedgefield Country Club – Greensboro, N.C.

Par-72, 6,089 yards

Match Play

- Championship: Duke def. Florida State 5-0-0
- Semifinal: Duke def. Virginia 3-2-0
- Semifinal: Florida State def. Wake Forest 4-1-0

Stroke Play

- 1. Duke 286-281-286-853
- 2. Wake Forest 288-277-291-856
- 3. Florida State 288-289-294-871
- 4. Virginia 297-293-286-876
- 5. Virginia Tech 294-289-295-878
- 6. Clemson 293-304-293-890
- 7. Miami 301-299-297-897
- 7. Louisville 304-296-297-897
- 9. North Carolina 296-299-316-911
- 10. NC State 301-315-312-928
- 10. Notre Dame 313-304-311-928
- 12. Boston College 307-312-318-937

Individual Leaders

- 1. Gina Kim, Duke 68-69-69-206
- 2. Beatrice Wallin, Florida State 67-71-71-209
- 3. Rachel Kuehn, Wake Forest 70-71-70-211

Virginia Results

- 11. Jennifer Cleary 74-74-69-217
- 15. Celeste Valinho 76-69-73-218
- 22. Riley Smyth 71-79-72-222
- 24. Beth Lillie 76-75-72-223
- 41. Virginia Bossi 76-75-81-232



UVA repeated as ACC Champions in 2016



2022

The Reserve Golf Course – Pawleys Island, S.C.
Par-72, 6,212 yards

Match Play

Championship: Wake Forest def. Florida State 3-1-1
Semifinal: Wake Forest def. Virginia 3-1-1
Semifinal: Florida State def. Duke 3-0-2

Stroke Play

- 1. Wake Forest 287-281-296-864
2. Florida State 286-282-301-869
3. Duke 295-280-298-873
4. Virginia 293-297-290-880
5. Clemson 297-290-303-890
6. North Carolina 294-298-300-892
7. NC State 289-296-308-893
7. Virginia Tech 296-289-308-893
9. Miami 300-295-302-897
10. Louisville 299-291-316-906
11. Boston College 303-297-312-912
12. Notre Dame 310-304-305-919

Individual Leaders

- 1. Phoebe Brinker, Duke 70-65-71-206
2. Erica Shepherd, Duke 75-68-69-212
3. Amanda Sambach, Virginia 70-72-73-215
3. Lauren Walsh, Wake Forest 75-67-73-215
3. Kendall Griffin, Louisville 73-69-73-215
3. V. Olankitkunchai, Wake Forest 71-70-74-215

Virginia Results

- 3. Amanda Sambach 70-72-73-215
13. Celeste Valinho 74-73-72-219
24. Jennifer Cleary 75-77-72-224
28. Beth Lillie 74-78-73-225
39. Riley Smyth 77-75-78-230

2023

Sedgefield Country Club – Greensboro, N.C.
Par 72, 6,092 yards

Match Play

Championship: Clemson def. Virginia 3-1-1
Semifinal: Virginia def. Wake Forest 3-2-0
Semifinal: Clemson def. Duke 3-1-1

Team Results

- 1. Wake Forest 285-276-284-845
2. Duke 283-283-287-853
3. Clemson 285-283-289-857
4. Virginia 288-287-290-865
5. Florida State 293-293-292-878
6. Virginia Tech 290-295-300-889
7. NC State 298-296-299-893
7. Louisville 293-301-295-893
9. North Carolina 301-295-293-894
9. Notre Dame 308-291-295-894
11. Boston College 293-298-308-899
12. Miami 305-308-311-924

Individual Leaders

- 1. Amanda Sambach, Virginia 68-66-68-202
2. Phoebe Brinker, Duke 71-69-64-204
3. Rachel Kuehn, Wake Forest 66-70-72-208
4. Annabelle Pancake, Clemson 70-70-69-209

Virginia Results

- 1. Amanda Sambach 68-66-68-202
12. Celeste Valinho 71-72-75-218
32. Jennifer Cleary 74-77-72-223
34. Megan Propeck 76-73-75-224
39. Rebecca Skoler 75-76-76-227

2024

Porters Creek Country Club
Wilmington, N.C.
Par 72, 6,142 yards
Stroke Play Results

Match Play

Championship: Wake Forest 2, Clemson 1
* Match suspended due to darkness. Wake Forest wins championships based on higher seed
Semifinal: Clemson def. Virginia 3-2
Semifinal: Wake Forest 3, North Carolina 2

Team Results

- 1. Wake Forest 280-283-278-841
2. Clemson 278-282-288-848
3. Virginia 283-288-285-856
4. North Carolina 283-292-290-865
5. Duke 294-291-281-866
6. Florida State 286-294-291-871
6. NC State 288-291-292-871
8. Virginia Tech 283-298-292-873
9. Miami 293-298-286-877
10. Boston College 297-289-295-881
10. Louisville 296-295-290-881
12. Notre Dame 298-299-293-890

Individual Leaders

- 1. Rachel Kuehn, Wake Forest 72-67-67-206
2. Amanda Sambach, Virginia 70-70-69-209
2. Isabella Rawl, Clemson 67-71-71-209

Virginia Results

- 2. Amanda Sambach 70-70-69-209
20. Jaclyn LaHa 69-77-71-217
20. Celeste Valinho 71-72-74-217
29. Rebecca Skoler 7 3-75-71-219
32. Megan Propeck 75-71-74-220

2025

Sedgfield Country Club
Greensboro, N.C.
Par 72, 6,092 yards
Stroke Play Results

Match Play

Championship: Florida State def. Wake Forest 3-2
Semifinal: Wake Forest def. Stanford 3-2
Semifinal: Florida State def. California 3-0
First Round: California def. Virginia 3-2
First Round: Wake Forest def. North Carolina 3-0

Team Results

- 1. Stanford 282-279-276-837
2. Florida State 284-280-288-852
2. Virginia 290-285-277-852
4. Wake Forest 292-291-282-865
5. North Carolina 296-287-297-880
5. California 294-293-293-880
7. Virginia Tech 303-293-293-889
8. Louisville 301-288-303-892
9. Clemson 298-297-298-893
10. Duke 305-301-288-894
11. Boston College 297-303-296-896
12. Miami 307-295-300-902
13. NC State 302-298-307-907
14. SMU 305-310-296-911
15. Notre Dame 306-298-313-917

Individual Leaders

- 1. Andrea Revuelta, Stanford 67-67-68-202
2. Amanda Sambach, Virginia 71-68-65-204

Virginia Results

- 2. Amanda Sambach 71-68-65-204
5. Megan Propeck 72-71-71-214
11. Rebecca Skoler 74-71-72-217
19. Chloe Schiavone 73-78-69-220
52. Jaclyn LaHa 76-75-77-228



NCAA CHAMPIONSHIP

2005 NCAA Championships The Meadows Course Sunriver, Ore. Par-71, 6312 yards

Team Results

1. Duke	292-303-278-297-1170
2. UCLA	288-302-292-293-1175
2. Auburn	290-296-295-295-1176
4. Pepperdine	291-295-299-294-1179
5. California	295-299-296-290-1180
6. Tennessee	300-303-297-285-1187
6. Ohio State	301-296-300-291-1187
8. Arizona State	304-301-297-289-1190
8. Oklahoma State	298-306-299-287-1190
10. Florida	301-304-297-293-1195
11. Southern California	287-312-301-296-1196
11. Arkansas	296-307-293-301-1197
13. Virginia	304-308-295-293-1200
14. Washington	292-314-296-299-1201
15. Tulane	305-312-299-286-1202
16. Missouri	307-300-296-302-1205
17. Michigan State	304-301-299-302-1206
18. UC Irvine	311-304-297-299-1211
19. Stanford	300-311-298-303-1212
20. Purdue	309-302-304-301-1216
21. Furman	307-301-309-300-1217
22. Texas A&M	305-306-309-299-1219
23. Tulsa	307-313-310-292-1222
24. Brigham Young	305-317-316-300-1238

Virginia Results

2. Leah Wigger	73-72-73-69-287
16. Lauren Mielbrecht	76-74-73-73-296
68. Rachel Smith	77-81-74-72-304
114. Sally Shonk	80-81-75-79-315
126. Lindsay Robinson	78-84-79-85-326

2008 NCAA Championships University of New Mexico Championship Course Albuquerque, NM Par-72, 6,424 yards

Team Results

1. USC	284-300-295-289-1168
2. UCLA	289-295-298-292-1174
3. Duke	299-300-300-281-1180
4. Purdue	298-304-303-283-1188
5. Arizona State	290-301-301-297-1189
6. Denver	293-294-308-296-1191
6. Texas A&M	295-299-299-298-1191
8. Arkansas	298-297-302-297-1194
9. Florida	301-299-297-299-1196
10. Georgia	297-303-303-295-1197
10. Wake Forest	293-306-306-292-1197
12. Virginia	296-317-301-301-1215
12. Auburn	289-315-309-302-1215
12. Alabama	296-311-306-302-1215
15. LSU	300-315-312-295-1222
16. UNLV	314-297-304-308-1223
17. TCU	298-310-312-307-1227
17. Texas	298-319-309-301-1227
19. Oklahoma State	294-312-307-315-1228
19. Tulsa	297-317-310-304-1228
21. UC Davis	298-319-315-302-1234
22. South Carolina	306-316-310-303-1235
23. Arizona	307-309-314-310-1240
24. Furman	312-313-315-313-1253

Virginia Results

28. Lene Krog	70-82-74-73-299
34. Jennie Arseneault	71-79-76-74-300
80. Joy Kim	79-79-74-77-309
84. Calle Nielson	78-77-78-77-310
101. Whitney Neuhauser	77-85-77-78-317

2009 NCAA Championships Caves Valley Golf Club Owings Mills, Md. Par-72, 6,443 yards

Team Results

1. Arizona State	302-298-291-291-1182
2. UCLA	296-293-304-297-1190
3. USC	301-295-294-301-1191
4. Oklahoma State	303-297-309-290-1199
5. Denver	294-304-309-299-1206
6. Duke	308-301-302-296-1207
7. North Carolina	299-301-306-304-1210
8. Virginia	305-302-301-304-1212
9. Pepperdine	312-298-302-301-1213
10. Purdue	306-301-311-298-1216
11. Alabama	305-302-311-299-1217
12. LSU	302-304-309-304-1219
13. Michigan State	307-313-315-300-1225
13. Wake Forest	303-300-318-304-1225
15. Georgia	316-307-301-310-1234
16. Arizona	310-305-314-306-1235
17. Tennessee	307-313-306-311-1237
18. TCU	314-316-301-307-1238
19. New Mexico	311-314-307-310-1242
20. Tulane	312-305-317-312-1246
21. UT Chattanooga	316-307-305-320-1248
22. UC Irvine	320-316-312-301-1249
23. Texas	314-311-313-314-1252
24. Ohio State	323-311-314-310-1258

Virginia Results

6. Calle Nielson	75-76-71-72-294
48. Lene Krog	78-74-73-80-305
54. Whitney Neuhauser	75-76-81-75-307
70. Kristen Simpson	77-76-78-80-311
75. Joy Kim	79-77-79-77-312

2010 NCAA Championships Country Club of Landfall Wilmington, NC Par-72, 6,368 yards

Team Results

1. Purdue	284-294-280-295-1153
2. USC	282-288-295-289-1154
3. Alabama	289-288-294-286-1157
4. Arizona State	288-293-290-290-1161
5. Arizona	296-286-293-291-1166
6. UCLA	288-292-302-287-1169
7. Vanderbilt	296-292-291-291-1170
8. Duke	288-303-300-288-1179
8. Oklahoma State	295-294-296-294-1179
10. Florida State	289-302-294-297-1182
11. Auburn	293-296-295-299-1183
11. Texas A&M	297-302-286-298-1183
13. Virginia	294-291-307-292-1184
14. South Carolina	300-297-293-296-1186
14. Pepperdine	297-306-288-295-1186
16. New Mexico	303-296-295-295-1189
16. Texas	299-296-300-294-1189
18. Tulane	311-292-297-293-1193
19. TCU	292-308-295-304-1199
19. Tennessee	297-307-300-295-1199
19. Stanford	300-307-302-290-1199
22. Kent State	307-305-297-291-1200
23. Oregon	302-309-313-294-1218
23. San Jose State	298-310-313-297-1218

Virginia Results

15. Brittany Altomare	70-75-74-70-289
50. Nicole Agnello	74-70-78-75-297
61. Joy Kim	77-75-76-72-300
76. Calle Nielson	73-73-81-75-302
99. Lauren Greenlief	79-73-79-75-306

2011 NCAA Championships The Traditions Club Bryan, TX Par-72, 6,260 yards

Team Results

1. UCLA	289-295-294-295-1173
2. Purdue	292-295-298-292-1177
3. LSU	292-296-303-290-1181
4. Virginia	291-300-299-296-1186
5. USC	302-302-292-294-1190
5. Arkansas	305-296-296-293-1190
7. Texas A&M	295-294-302-300-1191
8. North Carolina	305-293-297-298-1193
8. Alabama	301-303-297-292-1193
9. Vanderbilt	297-294-304-301-1196
10. Florida	294-298-309-295-1196
12. California	306-292-305-294-1197
13. Tennessee	299-299-306-296-1200
14. Wake Forest	298-307-301-296-1202
15. Arizona	304-295-305-301-1205
16. Washington	312-307-297-293-1209
17. Arizona State	296-303-308-303-1210
18. South Carolina	302-315-298-296-1211
19. Minnesota	305-294-307-307-1213
20. UC Davis	313-305-307-294-1219
21. Ohio State	303-315-298-305-1221
22. Notre Dame	308-310-307-299-1224
23. Stanford	308-305-303-309-1225
24. Coastal Carolina	322-302-298-310-1232

Virginia Results

12. Brittany Altomare	69-75-72-74-290
26. Calle Nielson	71-73-76-77-297
37. Nicole Agnello	76-76-74-73-299
95. Joy Kim	75-76-81-79-311
102. Portland Rosen	80-84-77-72-313

2012 NCAA Championships Vanderbilt Legends Club – North Course Franklin, TN Par-72, 6,377 yards

Team Results

1. Alabama	286-285-306-294-1171
2. USC	297-288-294-293-1172
3. LSU	293-294-297-289-1173
4. Virginia	288-294-301-292-1175
5. South Carolina	302-281-300-293-1176
6. Arizona State	292-291-304-292-1179
6. Oklahoma	294-299-295-291-1179
8. UCLA	292-290-306-293-1181
9. Purdue	293-295-295-299-1182
10. North Carolina	290-292-303-299-1184
11. Vanderbilt	306-284-311-285-1186
12. Florida	302-293-297-298-1190
13. Texas	297-295-313-286-1191
13. NC State	299-294-305-293-1191
15. Duke	289-302-301-300-1192
16. Baylor	299-304-300-290-1193
16. Texas A&M	301-298-300-294-1193
18. Colorado	297-298-305-296-1196
19. Tennessee	300-307-307-286-1200
20. Michigan State	296-311-294-300-1201
21. Pepperdine	306-293-304-301-1204
22. Ohio State	303-307-305-296-1211
23. Arkansas	303-301-309-301-1214
24. Stanford	309-304-307-296-1216

Virginia Results

8. Portland Rosen	66-75-74-76-291
29. Brittany Altomare	71-73-80-71-295
38. Briana Mao	77-75-72-73-297
102. Lauren Greenlief	74-72-82-81-309
126. Elizabeth Brightwell	DQ-74-75-72-na



2014 NCAA Championships
Tulsa Country Club
Tulsa, OK
Par-70, 6,194 yards

Team Results

- 1. Duke 293-285-278-274-1130
- 2. USC 293-291-278-270-1132
- 3. UCLA 291-293-283-278-1145
- 4. Oklahoma 288-287-291-281-1147
- 5. Arizona State 293-287-291-279-1150
- 6. Mississippi State 302-285-283-287-1157
- 7. Arizona 298-286-287-287-1158
- 7. Ohio State 299-291-288-280-1158
- 9. Alabama 305-285-289-282-1161
- 10. Vanderbilt 303-290-286-284-1163
- 10. Texas A&M 305-292-288-278-1163
- 10. NC State 307-284-280-292-1163
- 13. South Carolina 301-299-283-281-1164
- 14. Virginia 303-295-288-279-1165**
- 15. Northwestern 305-289-284-288-1166
- 15. Tulane 303-294-278-291-1166
- 17. Washington 299-289-293-286-1167
- 18. Florida 305-292-290-282-1169
- 18. Stanford 300-286-294-289-1169
- 20. Michigan State 305-283-302-288-1169
- 20. Campbell 305-303-289-288-1178
- 22. California 296-305-289-281-1178
- 23. Iowa State 306-298-292-290-1186
- 24. Kansas 313-293-303-292-1201

Virginia Results

- 28. Lauren Diaz-Yi 71-71-75-71-288
- 48. Lauren Coughlin 77-73-72-70-292
- 50. Briana Mao 79-77-70-67-293
- 74. Portland Rosen 76-74-75-71-296
- 118. Elizabeth Brightwell 82-78-71-78-309

2015 NCAA Championships
Concession Golf Club
Bradenton, FL
Par 72, 6,468 yards

Team Results

- 1. USC 297-303-298-294-1192
- 2. Duke 293-309-292-303-1197
- 3. Baylor 297-307-306-288-1198
- 4. Stanford ^ 293-323-296-287-1199
- 5. Arizona 300-311-294-300-1205
- 6. Tennessee 301-309-300-302-1212
- 6. Texas Tech 319-294-307-292-1212
- Top 8 teams advance to match play
- 8. Washington 301-316-297-300-1214
- 9. Arkansas 310-306-303-298-1217
- 10. Northwestern 310-301-305-302-1218
- 11. UC Davis 305-304-306-305-1220
- 12. Purdue 307-302-302-311-1222
- 13. Wake Forest 310-320-297-297-1224
- 13. Alabama 310-307-310-299-1226
- 15. UCLA 319-318-293-303-1233
- Top 15 teams advance to final round
- 16. UNLV 305-324-302-931
- 17. South Carolina 308-322-302-931
- 18. Texas A&M 309-312-312-933
- 19. Tulane 314-309-312-935
- 20. Virginia 309-319-310-938**
- 20. LSU 309-316-313-938
- 22. NC State 317-323-302-942
- 23. Campbell 315-311-324-950
- 24. California 321-320-312-953
- ^ Won match play for NCAA Championship

Virginia Results

- 51. Elizabeth Szokol 76-77-78-231
 - 78. Lauren Diaz-Yi 77-84-75-236
 - 85. Lauren Coughlin 78-80-80-238
 - 99. Briana Mao 78-87-77-242
 - 108. Lyberty Anderson 79-78-87-244
- UVa finishes based on 54 holes of stroke play.

2016 NCAA Championships
Eugene Country Club
Eugene, Ore.
Par-72, 6,331 yards

Team Results


- 1. UCLA 286-291-285-282-1144
- 2. Stanford 295-283-290-279-1147
- 3. USC 289-280-291-290-1150
- 4. Washington 289-285-292-286-1152
- 5. Virginia 293-294-286-282-1155**
- 6. Duke 299-283-280-296-1158
- 7. South Carolina 293-289-290-290-1162
- 8. Oregon 297-282-291-296-1166
- Top 8 teams advance to match play
- 9. Arizona 291-289-293-294-1167
- 9. Northwestern 292-289-295-291-1167
- 11. Oklahoma State 284-295-297-292-1168
- 12. Arkansas 292-291-298-292-1173
- 12. Alabama 300-292-290-291-1173
- 14. North Carolina 298-292-291-294-1175
- 15. Florida State 295-290-298-293-1176

Virginia Results

- 16. Lauren Coughlin 72-72-68-76-288
- 20. Elizabeth Szokol 75-70-74-70-289
- 32. Lauren Diaz-Yi 74-77-70-70-291
- 53. Morgan Gonzales 74-77-75-69-295
- 53. Anna Redding 73-75-74-73-295

Match Play

Quarterfinals: Virginia lost to Washington 3-1-1



The Cavaliers placed fourth at the 2011 NCAA Championships, the first of back-to-back fourth-place finishes by UVA.



2018 NCAA Championships
Karsten Creek Golf Club
Stillwater, Okla.
Par-72, 6,328 yards

Team Results

1. UCLA	294-279-297-291-1161
1. Alabama	292-186-184-199-1161
3. USC	291-198-296-283-1168
4. Northwestern	299-293-290-291-1173
5. Stanford	308-291-291-290-1180
6. Duke	298-298-293-293-1182
7. Kent State	296-299-296-293-1184
8. Arizona*	301-291-288-305-1185
8. Baylor	313-295-287-290-1185
10. Arkansas	308-300-289-289-1186
11. Furman	312-293-294-289-1188
12. Washington	303-300-299-298-1192
12. Florida State	301-294-299-298-1192
12. Texas	309-300-291-292-1192
15. Louisville	301-300-302-296-1199

Top 15 Teams Advance to Final Round

(Ties resolved)

16. Auburn	304-306-293-903
16. Arizona State	314-297-292-903
16. Wake Forest	306-301-296-903
19. Colorado	306-301-297-904
20. Oklahoma	307-303-295-905
21. Florida	303-303-303-909
22. Virginia	315-302-297-914
23. Ohio State	310-318-298-926
24. Ole Miss	320-303-305-928

* Won match play championship

Virginia Results

42. Morgan Gonzales	74-72-77-223
57. Anna Redding	80-76-70-226
93. Katharine Patrick	82-74-76-232
105. Beth Lillie	81-80-74-235
125. Julia Ford	80-82-83-245

2019 NCAA Championships
Blessings Golf Club
Fayetteville, Ark.
Par-73, 6,379 yards

Team Results

1. Texas	302-294-287-883
2. Duke	305-281-304-890
3. USC	306-289-298-893
4. Arkansas	302-296-302-900
5. Wake Forest	309-299-294-902
6. Arizona	304-294-306-904
7. Stanford	304-300-302-906
8. Auburn	313-295-307-915
9. Illinois	320-296-301-917
9. Purdue	312-294-311-917
11. Florida	321-294-303-918
12. Florida State	321-298-305-924
13. Northwestern	313-294-318-925
14. Arizona State	310-302-314-926
14. Virginia	314-307-305-926
14. Ole Miss	314-297-315-926
17. Kent State	325-308-297-930
18. Washington	311-311-315-937
19. San Jose State	324-302-312-938
20. UCLA	315-308-318-941
21. Indiana	322-313-309-944
22. UCF	321-309-316-945
23. Vanderbilt	319-316-311-946
24. Tennessee	328-311-311-950

Individual Leaders

1. Maria Fassi, Arkansas	72-71-68-211
2. Sierra Brooks, Florida	75-67-73-215
3. Bianca Pagdanganan, Arizona	69-74-74-217

Virginia Results

29. Anna Redding	81-70-76-227
43. Beth Lillie	77-75-78-230
61. Riley Smyth	77-82-74-233
97. Katharine Patrick	79-84-77-240
113. Morgan Gonzales	85-80-79-244

2022 NCAA Championships
Grayhawk Golf Club
Scottsdale, Ariz.
Par-72, 6,340 yards

Team Results

1. Stanford	289-292-283-297-1161
2. Oregon	297-288-288-291-1164
3. Texas A&M	292-297-288-289-1166
4. UCLA	295-291-292-291-1169
5. Auburn	296-290-299-290-1175
6. Florida State	296-295-296-292-1179
7. San Jose State	307-296-285-293-1181
8. Georgia	303-291-298-290-1182

Top 8 teams advance to match play


9. Arizona State	302-290-302-290-1184
10. USC	298-294-300-293-1185
11. LSU	296-291-301-299-1187
12. Purdue	301-299-293-296-1189
13. Texas	305-295-301-289-1190
14. South Carolina	306-300-297-288-1191
15. Virginia	304-299-298-300-1201

Individual Leaders

1. Rose Zhang, Stanford	68-70-69-75-282
2. N. Andrea Oon, San Jose State	77-68-70-70-285
2. Jennie Park, Texas A&M	73-72-72-70-287
3. Ingrid Lindblad, LSU	74-70-73-70-285

Virginia Results

9. Beth Lillie	73-69-75-74-291
31. Amanda Sambach	74-76-71-75-296
70. Jennifer Cleary	77-78-76-77-308
na. Riley Smyth	80-76-81-na-nf
na. Rebecca Skoler	na-na-76-74-nf
na. Celeste Valinho	83-82-na-79-nf



Beth Lillie placed ninth at both the 2021 and 2022 NCAA Championships.



2023 NCAA Championships
Grayhawk Golf Club
Scottsdale, Ariz.
Par-72, 6,368 yards

Team Results

1. Stanford	288-273-290-282-1133
2. Texas	292-276-290-280-1138
3. Wake Forest	279-280-299-281-1139
4. South Carolina	286-276-302-289-1153
5. USC	296-276-290-292-1154
6. Florida State	288-286-289-292-1155
7. Texas A&M	287-284-298-287-1156
8. Pepperdine	295-279-296-290-1160

Top 8 teams advance to match play

9. New Mexico	287-288-301-287-1163
9. Arizona	292-288-289-294-1163
11. SMU	291-295-295-283-1164
11. Oklahoma State	280-291-300-293-1164
13. Mississippi St.	301-288-291-285-1165
14. Georgia	286-299-294-297-1167
14. LSU	294-288-295-290-1167

Top 15 Teams Advance to Fourth Round

16. San Jose State	292-293-297-882
17. Baylor	289-290-304-883
18. Michigan State	293-294-298-885
18. Duke	288-296-301-885
20. TCU	293-295-298-886
21. Texas Tech	291-298-301-890
22. Northwestern	303-291-298-886
22. Oregon State	297-293-302-892
24. Clemson	299-287-307-893
24. Virginia	298-293-302-893
26. Augusta	296-297-303-896
27. Vanderbilt	305-292-300-897
28. Ole Miss	300-288-310-898
29. Tulsa	301-306-307-914
30. NC State	305-304-308-917

Individual Leaders

1. Rose Zhang, Stanford	68-70-69-75-282
2. Lucia Lopez-Ortega, San Jose St.	68-69-71-71-279
2. Catherine Park, USC	71-64-71-73-279
4. M. Hinson-Tolchard, Okla. St.	66-70-74-70-280

Virginia Results (after 54 holes)

54. Amanda Sambach	70-71-79-220
89. Rebecca Skoler	76-73-76-225
111. Megan Propeck	74-77-77-228
113. Celeste Valinho	78-73-78-229
na. Riley Smyth	dnp-76-71
na. Jennifer Cleary	79-dnp-dnp

2024 NCAA Championships
Omni La Costa Resort - North Course
Carlsbad, Calif.
Par 72, 6,297 yards

Team Results

1. Stanford	285-285-285-299-1154
1. LSU	289-286-288-291-1154
3. Texas A&M	281-284-289-303-1157
4. USC	299-283-296-287-1165
5. Clemson	280-293-293-304-1170
6. UCLA	291-283-300-297-1171
6. Oregon	294-283-299-295-1171
8. Auburn	285-290-301-296-1172
9. Wake Forest	295-292-297-290-1174
10. Arkansas	288-290-299-300-1177
11. Texas	299-286-302-295-1182
11. Florida State	287-302-300-293-1182
11. Northwestern	285-293-295-309-1182
14. Duke	286-293-304-301-1184
15. Mississippi State	287-297-301-301-1186

Top 15 Teams Advance to Fourth Round

16. Arizona State	286-301-303-890
17. Michigan State	288-305-300-892
17. San Jose State	286-304-302-892
19. Pepperdine	291-299-303-893
20. Vanderbilt	300-295-302-897
21. Baylor	300-295-304-899
22. Oregon State	299-295-306-900
23. South Carolina	296-297-311-904
24. SMU	302-309-301-912
24. Oklahoma State	287-313-312-912
26. Tulsa	303-301-309-913
26. North Carolina	301-304-308-913
28. Virginia	301-307-306-914
29. Purdue	295-312-309-916
30. Ole Miss	299-297-321-917

Individual Leaders

1. Adela Cemousek, Texas A&M	68-68-68-72-276
2. Lottie Woad, Florida State	65-74-71-69-279
3. Paula Martin Sampedro, Stanford	70-72-70-70-282

Virginia Results

57. Amanda Sambach	71-75-77-223
114. Megan Propeck	78-76-77-231
120. Jaclyn LaHa	77-82-73-232
124. Celeste Valinho	76-77-80-233
132. Rebecca Skoler	77-79-79-235

2025 NCAA Championships
Omni La Costa Resort - North Course
Carlsbad, Calif.
Par 72, 6,330 yards

Team Results

1. Stanford	293-278-270-284-1125
2. Oregon	288-291-286-284-1149
3. Northwestern	291-285-280-298-1154
4. Florida St.	295-284-288-288-1155
5. Southern California	292-287-285-292-1156
6. Arkansas	297-290-280-291-1158
7. Texas	288-293-288-291-1160
8. Virginia	294-293-289-291-1167
9. Arizona St.	288-294-293-293-1168
10. South Carolina	297-286-289-297-1169
11. LSU	293-297-290-289-1169
12. UCLA	295-294-293-289-1171
13. Tennessee	291-297-288-297-1173
14. Mississippi St.	294-286-302-296-1178
15. Oklahoma St.	284-297-297-302-1180

Top 15 Teams Advance to Fourth Round

16. Vanderbilt	282-306-296-884
17. Florida	288-301-296-885
18. Michigan St.	294-303-291-888
19. Wake Forest	304-298-288-890
20. Kansas St.	289-301-300-890
21. Kansas	297-304-294-895
22. Iowa St.	306-294-296-896
23. Oklahoma	302-297-297-896
24. Georgia Southern	295-313-292-900
25. Ohio St.	295-297-308-900
26. Purdue	303-304-299-906
27. Ole Miss	301-303-303-907
28. UNLV	310-301-299-910
29. CSU Fullerton	308-301-301-910
30. Baylor	296-311-304-911

Individual Leaders

1. Maria Jose Marin, Arkansas	70-72-65-69-276
2. Mirabel Ting, Florida State	70-71-69-68-278
3. Kelly Xu, Stanford	72-69-68-71-280

Virginia Results

5. Megan Propeck	72-69-72-69-282
30. Amanda Sambach	72-74-72-73-291
54. Jaclyn LaHa	75-74-72-77-298
54. Kennedy Swedick	77-76-73-72-298
77. Rebecca Skoler	75-77-73-81-310



Amanda Sambach at the 2024 NCAA Championships



HONORS & AWARDS

NGCA ALL-AMERICANS

- 2005 Leah Wigger - Honorable Mention
- 2006 Leah Wigger - 2nd Team
- 2007 Leah Wigger - 2nd Team
- 2009 Whitney Neuhauser - Honorable Mention
- 2009 Calle Nielson - Honorable Mention
- 2010 Brittany Altomare - Honorable Mention
- 2011 Calle Nielson - Honorable Mention
- 2011 Calle Nielson - Honorable mention
- 2011 Brittany Altomare - 2nd Team
- 2012 Brittany Altomare - 2nd Team
- 2012 Portland Rose - Honorable Mention
- 2013 Brittany Altomare - 1st Team
- 2015 Lauren Diaz-Yi - Honorable Mention
- 2016 Lauren Coughlin - 2nd Team
- Elizabeth Szokol - Honorable Mention
- 2019 Anna Redding - Honorable Mention
- 2021 Beth Lillie - Honorable Mention
- 2022 Amanda Sambach - Honorable Mention
- 2023 Amanda Sambach - 2nd Team
- 2024 Amanda Sambach - 2nd Team
- 2025 Amanda Sambach - 2nd Team
- Megan Propeck - Honorable Mention

GOLFWEK ALL-AMERICANS

- 2006 Leah Wigger - 2nd Team
- 2007 Leah Wigger - 2nd Team
- 2009 Whitney Neuhauser - 3rd Team
- 2009 Calle Nielson - 3rd Team
- 2009 Jennie Arseneault - Honorable mention
- 2010 Brittany Altomare - 3rd Team
- 2010 Calle Nielson - Honorable Mention
- 2011 Calle Nielson - Honorable Mention
- 2011 Brittany Altomare - 2nd Team
- 2012 Brittany Altomare - 3rd Team
- 2013 Brittany Altomare - 2nd Team
- 2015 Lauren Diaz-Yi - 3rd Team
- 2016 Lauren Coughlin - 2nd Team
- 2019 Anna Redding - 3rd Team
- 2022 Amanda Sambach - Honorable Mention
- 2023 Amanda Sambach - 1st Team
- 2024 Amanda Sambach - 2nd Team
- 2025 Amanda Sambach - 2nd Team
- Megan Propeck - Honorable Mention

NGCA COACHING AWARDS

- 2009 Kim Lewellen - East Region
- 2011 Brian Bailie - Assistant Coach of the Year
- 2025 Ria Scott - East Region

LPGA COACHING AWARDS

- 2010 Kim Lewellen - East Region
- 2011 Kim Lewellen - East Region
- 2011 Kim Lewellen - National
- 2012 Kim Lewellen - East Region

PALMER CUP TEAM

- Amanda Sambach 2023
- Amanda Sambach 2024

SOLHEIM CUP TEAM

- Lauren Coughlin 2024

AUGUSTA NATIONAL WOMEN'S AMATEUR

- Anna Redding 2019
- Amanda Sambach 2021
- Amanda Sambach 2022
- Beth Lillie 2022
- Amanda Sambach 2023
- Jennifer Cleary 2023
- Beth Lillie *2023
- Amanda Sambach 2024
- Amanda Sambach 2025

* Qualified but did not participate



Calle Nielson



Leah Wigger



Brittany Altomare



Amanda Sambach



ALL-ACC

- 2004 Leah Wigger
- 2005 Leah Wigger
- 2006 Lauren Mielbrecht
Leah Wigger
- 2007 Jennie Arseneault
Leah Wigger
- 2008 Lene Krog
Calle Nielson
- 2009 Jennie Arseneault
Calle Nielson
Whitney Neuhauser
- 2010 Brittany Altomare
Calle Nielson
- 2011 Calle Nielson
Brittany Altomare
- 2012 Brittany Altomare
- 2013 Brittany Altomare
Briana Mao
- 2015 Lauren Diaz-Yi
Briana Mao
Lauren Coughlin
- 2016 Lauren Coughlin
- 2018 Beth Lillie
Anna Redding
- 2019 Beth Lillie
Anna Redding
- 2021 Beth Lillie
- 2022 Amanda Sambach
Jennifer Cleary
- 2023 Amanda Sambach
Jennifer Cleary
- 2023 Amanda Sambach
- 2024 Amanda Sambach
- 2025 Amanda Sambach

ACC COACH OF THE YEAR

- 2005 Jan Mann
- 2008 Kim Lewellen
- 2015 Kim Lewellen
- 2016 Kim Lewellen

WCGA SCHOLAR ALL-AMERICANS

- 2004 Lindsay Robinson
Leah Wigger
- 2005 Lindsay Robinson
Leah Wigger
- 2006 Lindsay Robinson
Leah Wigger
- 2007 Leah Wigger
- 2008 Kristen Simpson
- 2009 Kristen Simpson
- 2010 Nicole Agnello
Lauren Greenlief
- 2011 Nicole Agnello
- 2012 Nicole Agnello
Lauren Greenlief
Elizabeth Brightwell
- 2013 Nicole Agnello
Elizabeth Brightwell
- 2014 Elizabeth Brightwell
- 2016 Anna Redding
- 2017 Julia Ford
- 2018 Julia Ford
Beth Lillie
- 2019 Julia Ford, Beth Lillie, Riley Smyth
- 2020 Julia Ford, Beth Lillie, Riley Smyth
Haeley Wotnosky, Virginia Bossi
- 2021 Jennifer Cleary, Beth Lillie, Riley Smyth
Celeste Valinho, Virginia Bossi

- 2022 Beth Lillie, Riley Smyth, Celeste Valinho
Jennifer Cleary
- 2023 Riley Smyth, Rebecca Skoler, Celeste Valinho
Megan Propeck, Jennifer Cleary
- 2024 Rebecca Skoler, Celeste Valinho
Megan Propeck, Amanda Sambach, Jaclyn LaHa
- 2025 Chloe Schiavone, Amanda Sambach
Megan Propeck, Rebecca Skoler, Kennedy Swedick

ACADEMIC ALL-ACC

- 2004 Ashley Mayo
Kira Mayo
Lindsay Robinson
Sally Shonk
Rachel Smith
Leah Wigger
- 2005 Michele Graham
Kira Mayo
Lindsay Robinson
Sally Shonk
Kristen Simpson
Rachel Smith
Leah Wigger
- 2006 Rachel Smith
Marie Tuitt
Leah Wigger
- 2007 Whitney Neuhauser
Kristen Simpson
Rachel Smith
Leah Wigger
- 2008 Whitney Neuhauser
- 2009 Whitney Neuhauser
Kristen Simpson
- 2010 Nicole Agnello
Lauren Greenlief
Whitney Neuhauser
Nicole Agnello
Portland Rosen
- 2011 Elizabeth Brightwell
Lauren Greenlief
- 2012 Elizabeth Brightwell
- 2013 Elizabeth Brightwell
- 2014 Elizabeth Brightwell
- 2016 Elizabeth Szokol
Anna Redding
- 2017 Anna Redding
- 2018 Anna Redding
Beth Lillie
Katharine Patrick
Anna Redding
Beth Lillie
- 2019 Katharine Patrick
- 2021 Jennifer Cleary, Beth Lillie, Riley Smyth
Celeste Valinho, Virginia Bossi
- 2022 Riley Smyth, Celeste Valinho
Amanda Sambach, Jennifer Cleary
Megan Propeck, Rebecca Skoler
- 2023 Jennifer Cleary, Megan Propeck
Amanda Sambach, Rebecca Skoler
Riley Smyth, Celeste Valinho
- 2024 Megan Propeck, Amanda Sambach,
Rebecca Skoler, Celeste Valinho, Jaclyn LaHa
- 2025 Jaclyn LaHa, Megan Propeck
Amanda Sambach, Chloe Schiavone, Rebecca Skoler
Kennedy Swedick



Lene Krog



Anna Redding



LETTERWINNERS



Jennie Arseneault



Lauren Diaz-Yi



Lauren Greenlief

ALL-TIME LETTERWINNERS

(since 2004)

Agnello, Nicole	2010, 11, 12, 13
Altomare, Brittany	2010, 11, 12, 13
Anderson, Lyberty	2015, 17
Arseneault, Jennie	2006, 07, 08, 09
Bae, Ju Hee	2015, 18
Bartholomew, Kiera	2024, 25
Black, Ally	2024, 25
Bossi, Virginia	2020, 21, 22
Brightwell, Elizabeth	2012, 13, 14
Cleary Jennifer	2021, 22, 23, 24
Collins, ELEANA	2010, 11
Corry, Rachel	2017, 18, 19
Coughlin, Lauren	2013, 14, 15, 16
Dial, Ariana	2015, 16, 17, 18
Diaz-Yi, Lauren	2014, 15, 16, 17
Dole, Evelyn	2014
Edmonson, Melissa	2013
Ford, Julia	2017, 18, 19, 20
Generoux, Josephine	2024
Graham, Michele	2004
Gonzales, Morgan	2016, 17, 18, 19
Greenlief, Lauren	2010, 11, 12

Harper, Kate	2018, 19
Hayakawa, Maho	2015, 16, 17, 18
Hershberger, Alexandra	2013, 14, 15, 16
Hodges, Claire	2018, 19, 21
Hunnell, Lyndsey	2016, 17, 18
Kim, Joy	2008, 09, 10, 11
Kolodzik, Sarah	2015, 16, 17, 18
Kraus, Maline	2023, 2024
Krog, Lene	2008, 09
LaHa, Jaclyn	2024, 25
Lillie, Beth	2018, 19, 20, 21, 22
Mao, Briana	2012, 13, 14, 15
Mangan, Britney	2021
Martin, Kaira	2013, 14, 15
Merrill, Jessie	2015, 2016
Mielbrecht, Lauren	2005, 06
Neuhauser, Whitney	2007, 09, 10
Nielson, Calle	2008, 09, 10, 11
Patrick, Katharine	2016, 17, 18, 19
Propeck, Megan	2023, 24, 25
Redding, Anna	2016, 17, 18, 19
Robinson, Lindsay	2004, 05, 06
Rosen, Portland	2011, 12, 13, 14
Sambach, Amanda	2022, 23, 24, 25

Schiavone, Chloe	2025
Shonk, Sally	2004, 05, 06, 07
Simpson, Kristen	2005, 06, 07, 08, 09
Skoler, Rebecca	2021, 22, 23, 24, 25
Sload, Sky	2021
Smith, Rachel	2004, 05, 06, 07
Smyth, Riley	2019, 20, 21, 22, 23
Kennedy Swedick	2025
Szokol, Elizabeth	2015, 2016
Truitt, Carly	2007, 08, 10
Valinho, Celeste	2020, 21, 22, 23, 24
Wigger, Leah	2004, 05, 06, 07
Wotnosky, Haeley	2020, 21

ALL-TIME HEAD COACHES

Mann, Jan	2004-07
Kim Lewellen	2007-18
Ria Scott	2018-present

ASSISTANT COACHES

Roudebush, Danielle	2004-05
Ezell, Scott	2004-06
Baillie, Brian	2005-14
Calle Nielson	2014-19
Marissa Majors	2019-23
Annie Collom	2023-present



Alex Hershberger



Rachel Smith



Elizabeth Szokol



DEAN FAMILY GOLF PERFORMANCE CENTER

Dedicated in the fall of 2018, the \$6.7 million Dean Family Golf Performance Center is the home for Virginia golf. Located on the grounds of Birdwood Golf Course, the massive 14,000 square foot building houses both the men's and women's programs and their coaching staffs and serves as a year-round training facility. The facility is named for Thomas "Tom" Dean, a 1979 graduate of the University.

Visit this site to take a virtual tour of the facility:
<https://wahoowa.net/DeanVirtualTour>

The Dean Family Golf Performance Center features:

- Six heated indoor hitting bays
- Offices for the head and assistant coaches
- Men's and women's player locker rooms and lounges
- Putting studio
- Club repair room
- Workout room
- Conference and meeting spaces
- Nutrition stations
- Two video analysis bays
- Outdoor patio and grill







BIRDWOOD GOLF COURSE



In the summer of 2020, Virginia's Birdwood Golf Course reopened after an extensive 18-month renovation. The UVA Foundation hired Davis Love III of the Love Golf Design team to develop and redesign the course. His plan included building a course that will challenge UVA's golf teams, meet the needs of 21st century golfers and provide a venue to host NCAA championship events. The redesigned Birdwood includes several new holes on 80 acres of previously unused property, redesigned original holes and the elimination of some original holes.

Taking advantage of the landscape to highlight the region's beautiful views of the neighboring Blue Ridge Mountains, Birdwood now features Zoysia fairways and V8 Bent greens.


Set on 573 acres in the foothills of the Blue Ridge Mountains and located approximately two miles from UVA's Rotunda, Birdwood Golf Course originally opened in 1984 and has consistently

been ranked one of the nation's top-25 college courses by Golfweek. Following its reopen, it was rated the No. 7 course for the Commonwealth of Virginia by Golf Magazine. In 2023, GolfDigest rated Birdwood the No. 12 college course in the nation. Golfweek gave it the same ranking in its 2022 review of the country's best college courses.

The project including a relocation of the UVA golf program's Oehmig Short Game Facility, creating a half-acre putting course and an entirely new par-3 short course to help reach a broader range of golfers.

Birdwood resides on the grounds of the spectacular Boar's Head Resort, which boasts 168 luxurious guest rooms along with a state-of-the-art sports club and a world-renowned racquet sports facility.







LEW OEHMIG SHORT-GAME PRACTICE AREA



In the summer of 2020, Virginia's new Lew Oehmig Short Game Facility opened as part of the renovation of Birdwood Golf Course. Its new location is directly adjacent to the Dean Golf Performance Center and more than doubles the size of its previous location at Birdwood.

With four practice greens, multiple hitting locations, targets and a variety of bunkers, it gives Cavalier golfers unlimited opportunities to enhance their games short games.

The facility is named for Lew Oehmig, a member of the Southern Golf Association's Hall of Fame and one of the most established amateur players in the sport's history.

At UVA, Oehmig was a National Intercollegiate co-medalist, as well as a semifinalist at the 1937 NCAA Champi-

onships. He captained the Cavaliers in 1938. He won the Tennessee State Amateur Championship eight times spanning five decades beginning in 1937 and the last in 1971. He was the Tennessee Senior Amateur Champion five times; Tennessee Open Low Amateur two times; a medalist in the Southern Amateur Championship in 1963 and a semifinalist in 1956. As a senior golfer, Oehmig was a finalist in the U. S. Senior Amateur Championship five times - winning in 1972 and 1976. He was the winner of the International Senior Championship in 1976 and served as Captain of the United States Walker Cup Team in 1977. He was elected as Captain of the U. S. World Cup team for 1982-1983.

