



VIRGINIA MEN'S SOCCER

7 NATIONAL CHAMPIONSHIPS | 13 COLLEGE CUP APPEARANCES



@UVMenSoccer



MATCH 18, 2024 SEASON
NOV. 10, 2024
ABROSE URBANIC FIELD
PITTSBURGH, PA.
ACC QUARTERFINAL



(1) NO. 9 PITT PANTHERS (12-4-0)

VS

(9) VIRGINIA CAVALIERS (9-5-3, 4-3-2 ACC)

HEAD COACH

Jay Vidovich (4th season)
Career Record (at Pitt): 359-187-67 (87-66-17)

HEAD COACH

George Gelnovatch (29th season)
Career Record (at Virginia): 381-161-74 (Same)

SERIES AT A GLANCE

All-Time Series: 10-5-2 | Last meeting: 10/25/2024 (A), L, 1-4 | First meeting: 9/5/1982 (H), W, 3-0
Last UVA win: 10/13/2023 (H), W, 2-1 | Last Pitt Win: 10/25/2024 (A), L, 1-4 | Streak: L1

STATISTICAL LEADERS

| Player | Goals | Assists | Points | Shots | Minutes | Goalkeeping |
|-----------------------|---------|-----------|-----------|----------|--------------------------|----------------------------------|
| #17 Luis Sahmkow | 7 Goals | | | | | |
| #10 Guilherme Feitosa | | 9 Assists | | | | |
| #17 Luis Sahmkow | | | 21 Points | | | |
| #10 Guilherme Feitosa | | | | 32 Shots | | |
| #2 Jackson Gilman | | | | | 1302 Minutes, 14 Starts | |
| #0 Cabral Carter | | | | | | 8-3-0 Record, .688 SV%, 0.91 GAA |
| #2 Nick Dang | 6 Goals | | | | | |
| #4 Paul Wiese | | 8 Assists | | | | |
| #2 Nick Dang | | | 12 Points | | | |
| #17 Danny Mangarov | | | | 33 Shots | | |
| #2 Nick Dang | | | | | 1,429 Minutes, 17 Starts | |
| #1 Joey Batrouni | | | | | | 9-5-3 Record, .751 SV%, 1.16 GAA |

THE KICKOFF

THE SERIES WITH THE PANTHERS

- Virginia is set to match up with Pitt for the 18th time in series history. This meeting will mark just the third between the teams in the ACC Men's Soccer Championship.
- The Cavaliers lead the all-time series with a mark of 10-5-2. The teams have split a pair of ACC Tournament meetings.
- In the last meeting between the two teams, Virginia was beaten on the road by a score of 4-1—its heaviest defeat to an ACC opponent since a 3-0 loss to Wake Forest in 2021.
- The Cavaliers emerged with a 1-0 victory in the prior meeting between the two teams—that match also took place in the ACC quarterfinal round.

SUBS SPARK A RALLY IN RALEIGH

- In the first round of the ACC tournament, substitutes Triton Beauvois and David Okorie scored a pair of goals to bring Virginia back from a goal down to beat NC State and advance to its third consecutive ACC quarterfinal appearance
- The win marked the first time Virginia came from behind to win an ACC Tournament game since the a 3-1 win over Clemson in the 2019 ACC Championship game—Virginia's last conference title
- The match marked Virginia's second winning result from a losing position in 2024

ACC TOURNAMENT NOTES

- Virginia has won 16 ACC Championships with 11 tournament titles. Its last was a 3-1 win over Clemson in 2019.
- Virginia has an all-time ACC Tournament record of 47-20-14

PREVIOUS STARTING XI

| No. | NAME | POS. | YR. | G | A | PTS | SH | SOG | MIN | NOTES |
|-----|------------------|------|-----|---|---|-----|----|-----|------|--|
| 2 | Nick Dang | D | Jr. | 6 | 0 | 12 | 14 | 8 | 1429 | Scored on UVA debut (Aug. 22) |
| 4 | Paul Wiese | D | Sr. | 0 | 8 | 8 | 6 | 1 | 1254 | Second in ACC with eight assists |
| 6 | Umberto Pelà | M | Jr. | 0 | 1 | 2 | 13 | 4 | 1163 | Created GWG vs JMU in 90th minute |
| 8 | Brendan Lambe | M | So. | 1 | 0 | 2 | 13 | 3 | 1360 | 18 appearances in 2023 |
| 10 | Daniel Mangarov | M | Gr. | 2 | 6 | 11 | 32 | 10 | 1365 | Three straight season-opening goals |
| 11 | Joaquín Brizuela | F | Fr. | 4 | 2 | 9 | 11 | 6 | 527 | Recorded career-high two goals vs UMW |
| 12 | Albin Gashi | M | Jr. | 1 | 2 | 4 | 18 | 3 | 1323 | Scored game-winning goal vs VT |
| 13 | Cesar Cordova | F | So. | 0 | 2 | 2 | 13 | 3 | 542 | Had career-high two assists vs UMW |
| 17 | Victor Akoum | D | So. | 1 | 0 | 2 | 5 | 1 | 651 | Scored first collegiate goal vs Syracuse |
| 31 | Luke Burns | M | Fr. | 2 | 0 | 4 | 8 | 4 | 344 | Made first start against Stanford |

| GOALKEEPER | YR. | W-L-T | GA | GAA | SV | SV% | MIN | SO/CB | NOTES |
|------------|---------------|-------|-------|-----|------|-----|------|-------|---|
| 1 | Joey Batrouni | Sr. | 8-5-3 | 16 | 1.04 | 47 | .746 | 1384 | 4/1 Season-High 11 saves vs VT (Oct. 4) |

2024 SCHEDULE/RESULTS

Overall: 9-5-3 | ACC: 3-3-2
Home: 8-4-0 | Away: 2-1-3 | Neutral: 0-0-0
Form: WWLWW

| DATE | OPPONENT | TV | TIME/RESULT |
|-------------------|--------------------------|--------------|---------------|
| THU. 8/22 | RIDER | ACCNX | W, 3-0 |
| SUN. 8/25 | COLGATE | ACCNX | L, 0-1 |
| THU. 8/29 | ST. JOSEPH'S | ACCNX | W, 5-0 |
| Mon. 9/2 | Maryland | BTN | T, 1-1 |
| FRI. 9/6 | DUKE* | ACCN | L, 0-1 |
| Fri. 9/13 | Wake Forest* | ACCNX | T, 1-1 |
| Sat. 9/21 | California* | ACCNX | T, 1-1 |
| FRI. 9/27 | 2 STANFORD* | ACCN | L, 0-1 |
| MON. 9/30 | UNCG | ACCNX | L, 1-2 |
| FRI. 10/4 | 19 VIRGINIA TECH* | ACCNX | W, 2-1 |
| TUE. 10/8 | 8 JAMES MADISON | ACCNX | W, 1-0 |
| Fri. 10/11 | Boston College* | ACCNX | W, 1-0 |
| TUE. 10/15 | AMERICAN | ACCNX | W, 4-2 |
| SAT. 10/19 | SYRACUSE* | ACCNX | W, 3-0 |
| FRI. 10/25 | 5 PITT* | ACCNX | L, 1-4 |
| WED. 10/30 | MARY WASHINGTON | ACCNX | W, 4-2 |
| Wed. 11/6 | 12 NC State % | ACCN | W, 2-1 |
| Sun. 11/10 | 9 Pitt % | ACCN | 8 p.m. |
| Thu. 11/14 | ACC Semifinals | TBA | TBA |
| Sun. 11/17 | ACC Championships | TBA | TBA |
| Thu. 11/21 | NCAA First Round | TBA | TBA |
| Sun. 11/24 | NCAA Second Round | TBA | TBA |
| Nov. 29-30 | NCAA Third Round | TBA | TBA |
| Dec. 6-7 | NCAA Quarterfinals | TBA | TBA |
| Fri. 12/13 | NCAA Semifinal | TBA | TBA |
| Mon. 12/16 | NCAA Championship | TBA | TBA |

Home matches in BOLD CAPS | *denotes ACC matches
% denotes ACC Tournament Matches
¹Cary, N.C. (WakeMed Soccer Park)
²Louisville, Ky. (Lynn Family Stadium) | ⁶Sites TBA

MATCH COVERAGE

Match Information

Coverage Starts: 8 p.m. ET
Kickoff: 8:05 p.m. ET



On the Call

PxP: Dalen Cuff
Analysis: Devon Kerr

COLLEGE CUP HISTORY

National Championships

1989 • 1991 • 1992 • 1993 • 1994 • 2009 • 2014

College Cup Appearances

1983 • 1989 • 1991 • 1992 • 1993 • 1994
1995 • 1997 • 2006 • 2009 • 2013 • 2014 • 2019

MEDIA CONTACT

Quinn Hull • @quinnhull11
Assistant Director of Athletics Communications

Email: quinn.hull@virginia.edu
Cell: 603.231.0026

Web: virginiasports.com

2024 ROSTER/BREAKDOWN

| No. | Name | Pos. | Cl. | Ht. | Wt. | Hometown | High School/Previous School | Club |
|-----|---------------------|------|-------|------|-----|------------------------|---------------------------------|------------------------|
| 00 | Caleb Tunks | GK | So. | 6-0 | 170 | Kailua-Kona, Hawaii | - | Solar FC |
| 0 | Tom Miles | GK | Gr. | 6-1 | 108 | London, United Kingdom | Lubbock Christian (Division II) | Crystal Palace |
| 1 | Joey Batrouni | GK | Sr. | 6-1 | 178 | San Antonio, Texas | LEE HS/Coastal Carolina | San Antonio FC |
| 2 | Nick Dang | D | Jr. | 6-2 | 178 | Brentwood, Tenn. | Ravenwood HS/Lipscomb | |
| 3 | Max Talley | M | So. | 5-10 | 156 | Memphis, Tenn. | | Memphis 901 |
| 4 | Paul Wiese | D | Sr. | 5-7 | 155 | Rostock, Germany | CJD Rostock | Bonner SC |
| 5 | Austin Rome | D | R-Sr. | 6-3 | 183 | Bowie, Md. | Providence | |
| 6 | Umberto Pelà | M | Jr. | 5-10 | 166 | Milan, Italy | International School of Milan | Como 1907 |
| 7 | Hayes Wood | F | Gr. | 6-2 | 200 | Chattanooga, Tenn. | Boyd Buchanan HS/Lipscomb | |
| 8 | Brendan Lambe | M | So. | 5-6 | 154 | Apex, N.C. | | Atlanta United 2 |
| 9 | Ato (AJ) Smith Jr. | F | So. | 6-4 | 189 | Høje Taastup, Denmark | Tyler JC | Fremad Amager |
| 10 | Daniel Mangarov | M | Gr. | 5-8 | 158 | Duluth, Ga. | Gwinett Online Campus/UNCG | Atlanta United |
| 11 | Joaquín Brizuela | F | Fr. | 6-2 | 180 | Mendoza, Argentina | ISMA, ISEP | Godoy Cruz |
| 12 | Albin Gashi | M | Jr. | 5-9 | 169 | Vargarda, Sweden | Alstromergymnasiet | FC Trollhatten |
| 13 | Cesar Cordova | F | So. | 5-6 | 148 | Houston, Texas | | Houston Dynamo 2 |
| 15 | Triton Beauvois | F | Jr. | 5-7 | 156 | Boston, Mass. | Milton Academy | New England Revolution |
| 16 | Willem Ebbinge | M | Gr. | 6-1 | 180 | Auckland, New Zealand | Harvard | |
| 17 | Victor Akoum | D | So. | 6-2 | 196 | Edmonton, Canada | | Vancouver Whitecaps |
| 18 | Kome Ubogu | F | Sr. | 5-11 | 181 | Hoover, Ala. | Indian Springs School | Alabama FC |
| 19 | Reese Miller | D | Jr. | 6-0 | 155 | Houston, Texas | - | Houston Dynamo 2 |
| 20 | Nacho Alem | F | So. | 5-9 | 158 | Potomac, Md. | | D.C. United Academy |
| 21 | Luc Mikula | D | Sr. | 6-2 | 198 | State College, Pa. | Coastal Carolina | Black Rock FC |
| 22 | Drew Serafino | F | Jr. | 5-8 | 155 | East Longmeadow, Mass. | Boston College | IFA |
| 23 | David Okorie | F | Jr. | 5-9 | 156 | Alexandria, Va. | Pecsi Leowey Klara Gimnazium | Pecsi Leowey FC |
| 24 | Garrett Socas | M | Gr. | 6-1 | 172 | McLean, Va. | Dartmouth | Bethesda Academy |
| 25 | Donovan Maryat | D | So. | 6-0 | 193 | Brooklyn, N.Y. | | Met Oval |
| 26 | Amari Salley | M | Jr. | 5-8 | 159 | Harrisburg, N.C. | Marietta High School | Atlanta United |
| 27 | Cameron Yriondo | M | Jr. | 6-3 | 180 | Sammamish, Wash. | Seattle Pacific | Eastside FC |
| 28 | Matthew Thissell | M | So. | 5-10 | 153 | Ashburn, Va. | | Bethesda Academy |
| 29 | Yassine Rhoumar | D | Jr. | 6-0 | 165 | Alexandria, Va. | Hayfield Secondary School | HB Koge/HIK FC |
| 30 | Colin Gallagher | GK | Jr. | 5-11 | 173 | Safety Harbor, Fla. | Calvary Christian | Tampa Bay United 2 |
| 31 | Luke Burns | M | Fr. | 6-0 | 175 | Scottsdale, Ariz. | Brophy College Preparatory | Phoenix Rising FC |
| 32 | Parker Sloan | D | Jr. | 5-10 | 171 | Cartersville, Va. | Powhatan | FC Richmond |
| 33 | Grant Howard | D | Jr. | 5-10 | 179 | Mableton, Ga. | Virginia Tech | Atlanta United 2 |
| 34 | Miguel Kobby Adoboe | M | Jr. | 5-8 | 153 | Sachse, Texas | Sachse | AD Sporting Hortaleza |
| 35 | Michael Howard | F | Fr. | 6-0 | 165 | Apex, N.C. | Atlanta International School | Atlanta United 2 |
| 36 | Anthony Faupel | F | Fr. | 5-8 | 150 | St. Louis, Mo. | Saint Charles | St. Louis CITY2 |
| 37 | Alex Parvu | D | Fr. | 6-2 | 180 | Cumberland, R.I. | Cumberland | New England Revolution |
| 38 | Bakary Kante | M | Fr. | 5-11 | 150 | Overland Park, Kan. | Rockhurst | Kansas Rush |
| 39 | Jed Akwaboah | D | Fr. | 6-1 | 170 | Short Hills, N.J. | Millburn | New York Red Bulls |
| 46 | Matthew Hunter | D | Sr. | 6-2 | 181 | Midlothian, Va. | Midlothian | Richmond United |
| 99 | Spencer Sanderson | GK | Fr. | 6-1 | 185 | Austin, Texas | Westlake | Austin FC |

Head Coach: George Gelnovatch (Virginia '87), 29th season
Associate Head Coach: Matt Chulis (Virginia '05), 19th season

Associate Head Coach: Adam Peron (Colby-Sawyer '06), Fifth season
Assistant Coach: Jermaine Birrel (James Madison '20), Fourth season

UVA QUICK FACTS

Location Charlottesville, Va.
 Founded 1819 by Thomas Jefferson
 President Dr. James E. Ryan
 Athletics Director Carla Williams
 Faculty Athletics Rep Carrie M. Heilman
 Nicknames Cavaliers, Wahooos, 'Hoos
 Mascot Cavalier
 Colors Orange and Blue
 Song Good Old Song
 Affiliations NCAA, Division I
 ACC (Coastal Division)

ALPHABETICAL

No. Name Pos.
 17. Victor Akoum D
 39. Jed Akwaboah D
 20. Nacho Alem F
 1. Joey Batrouni GK
 15. Triton Beauvois F
 11. Joaquín Brizuela F
 31. Luke Burns M
 13. Cesar Cordova F
 2. Nick Dang D
 16. Willem Ebbinge M
 36. Anthony Faupel F
 30. Colin Gallagher GK
 12. Albin Gashi M
 33. Grant Howard D
 35. Michael Howard F
 46. Matthew Hunter D
 38. Bakary Kante M
 34. Miguel Kobby Adoboe M
 8. Brendan Lambe M
 10. Daniel Mangarov M
 25. Donovan Maryat D
 21. Luc Mikula D
 0. Tom Miles GK
 19. Reese Miller D
 23. David Okorie F
 37. Alex Parvu D
 6. Umberto Pelà M
 29. Yassine Rhoumar D
 5. Austin Rome D
 26. Amari Salley M
 99. Spencer Sanderson GK
 22. Drew Serafino F
 32. Parker Sloan D
 9. Ato (AJ) Smith Jr. F
 24. Garrett Socas M
 3. Max Talley M
 28. Matthew Thissell M
 00. Caleb Tunks GK
 18. Kome Ubogu F
 4. Paul Wiese D
 7. Hayes Wood F
 27. Cameron Yriondo M

PRONUNCIATIONS

Players
 Adoboe AH-do-boy
 Batrouni Ba-TROO-nee
 Beauvois BO-wwah
 Cesar SAY-zar
 Ebbinge EHH-bing-ehh
 Faupel Fuh-PELL
 Ghashi GAH-shi
 Joaquin Brizuela Hwa-keen, Briz-WAY-iah
 Lambe Lamb
 Luc Mikula Luke, Muh-KOO-Luh
 Maryat Mary-ot
 Okorie O-KO-ree
 Socas SO-cus
 Thissell This-ELL
 Ubogu OO-bow-GOO
 Yriondo Yuh-ri-ON-doh
 Yassine Rhoumar Yah-SEEN Roo-MAR
 Wiese Wisa
 *Audio pronunciations available at VirginiaSports.com

Coaches
 Chulis CHOO-liss
 Gelnovatch GELL-no-vatch
 (hard G, rhymes with bell)

Hawaii 1
 Kansas 1
 Maryland 2
 Massachusetts 2
 Missouri 1
 New Jersey 1
 New York 1
 North Carolina 3
 Pennsylvania 1
 Rhode Island 1
 Tennessee 3
 Texas 5
 Virginia 6
 Washington 1

COUNTRY

Argentina 1
 Canada 1
 Denmark 1
 Germany 1
 Italy 1
 New Zealand 1
 Sweden 1
 United Kingdom 1
 United States 28

NEWCOMERS

No. Name Pos.
 0. Tom Miles GK
 2. Nick Dang D
 7. Hayes Wood F
 9. Ato Smith Jr. F
 11. Joaquín Brizuela F
 16. Willem Ebbinge M
 21. Luc Mikula D
 22. Drew Serafino F
 27. Cameron Yriondo M
 31. Luke Burns M
 33. Grant Howard D
 35. Michael Howard F
 36. Anthony Faupel F
 37. Alex Parvu D
 38. Bakary Kante M
 39. Jed Akwaboah D
 99. Spencer Sanderson GK

KLÖCKNER STADIUM

First Year of Operation 1992
 Largest Crowd: 7,906 (9/28/07 vs. VT)
 UVA Record: 331-74-35 (.792)
 NCAA Tournament Record: 41-14-2 (.736)
 First Match (exh.): 8/30/92, vs. Santa Clara
 First Regulation Match: 9/5/92 vs. Penn State
 First Night Match: 9/13/95 vs. VT (W, 7-1)

PROGRAM INFORMATION

First Year 1941
 All-Time Record 833-383-142
 All-Time ACC Record 217-156-59
 NCAA Appearances/Last 43/2023
 2023 Record 11-4-4
 2022 ACC Record/Finish 5-2-1
 2nd Coastal
 2023 Postseason NCAA Third Round
 Letterwinners Returning/Lost 25/11
 Newcomers... 17 (8 freshmen, 9 transfers)

BREAKDOWN BY...

CLASS

Freshman 8
 Sophomore 9
 Junior 14
 Senior 5
 Redshirt Senior 1
 Graduate Student 5

STATE

Alabama 1
 Arizona 1
 Florida 1
 Georgia 2

THE UNIVERSITY OF VIRGINIA

UNIQUELY UVA

The University of Virginia is an institution rich with history and tradition. Here is some of the terminology that contributes to UVA's culture.

Grounds: The term used by students, faculty and alumni to refer to the University dating as far back as Thomas Jefferson. "Campus" is never used.

First Year, Second Year, Third Year, Fourth Year: Instead of freshman, sophomore, junior, senior. Why you may ask? To be a "senior" implies that a person has reached the final phase of learning, a feat that Thomas Jefferson believed to be impossible, arguing instead that education is a life-long process.

Commonwealth: Virginia is one of four constituent states of the United States of America that officially uses the name "Commonwealth" instead of the word state in all references. The other three commonwealths are Kentucky, Massachusetts and Pennsylvania.

UNIVERSITY NICKNAMES

Virginia's athletics teams have been accompanied by a somewhat confusing array of nicknames. The most prominent and widely accepted of these monikers are "Cavaliers," "Wahoos" and "Hoos."

Although the terms "Cavaliers," "Wahoos" and "Hoos" are used almost interchangeably to refer to University teams and players, "Cavaliers" is more often used by the media, while "Wahoos" and "Hoos" are frequently used by Virginia students and fans.

Legend has it that Washington & Lee baseball fans dubbed the Virginia players "Wahoos" during the fiercely contested rivalry that existed between the two in-state schools in the 1890s. By 1940, "Wahoos" was in general use around Grounds to denote University students or events relating to them. The abbreviated "Hoos" sprang up later in student newspapers and has gained growing popularity in recent years.

THE CAVALIER MASCOT

The costumed Cavalier with a large character head debuted during Virginia's 1984 football season and has remained the official mascot of the University.

UNIVERSITY COLORS

Orange and blue were adopted as the University of Virginia's official athletic colors at a mass student meeting in 1888. UVA athletic teams had previously worn silver gray and cardinal red, but those colors did not stand out on muddy football fields, prompting a student movement to change them.

One of the students attending the mass meeting was Allen Potts, a star athlete who played on Virginia's first football team in 1888. Potts showed up at the meeting wearing a navy blue-and-orange scarf that he had acquired during a summer boating expedition at Oxford University. Orange and blue were chosen as the official athletic colors after one of Potts' fellow students pulled the scarf off Potts' neck and, waving it to the crowd, yelled, "How will this do?" UVA later served as the inspiration for schools like Auburn and Florida when they selected school colors.


WAH-HOO-WAH

The origin of "Wah-hoo-wah" is uncertain. The cheer was used to root on Virginia teams as early as 1890 and may have been borrowed from Dartmouth College, whose athletics teams were once known as the Indians.

Legend attributes the yell to Natalie Floyd Otey, who sang the ballad "Where'er You Are, There Shall My Love Be" at Charlottesville's Levy Opera House in 1893. The predominantly student audience noticed that Otey warbled the first three words of the song between each of the stanzas and decided to join in the refrain. By evening's end, goes the legend, the crowd had corrupted "Where'er You Are" into "Wah-hoo-wah."

The Levy Opera House stands at the corner of High Street and Park Street and has since been renovated into an office building.

ATHLETIC COMMUNICATIONS

Quinn Hull - Assistant Director of Athletics Communications
Virginia Men's Soccer & Women's Basketball
E: quinn.hull@virginia.edu
C: 603.231.0026
@quinnhull11 

CREDENTIALS

All credential requests should be sent to Quinn Hull via email (quinn.hull@virginia.edu). Those who were granted an Olympic Sport season credential should use that to gain access to the media workspace at Klöckner Stadium. Media seating at Klöckner Stadium is first-come firstserved at the designated media spots.

PHOTOGRAPHERS

All photography credential requests should be sent to Quinn Hull via email (quinn.hull@virginia.edu).

RADIO

Broadcasts are made from the radio broadcast facilities in Klöckner Stadium. There is one courtesy line available for use by visiting radio crews. Arrangement for broadcasts must be validated in advance through the UVA Athletics Athletic Communications Office.

TELEVISION

Television rights for all home Virginia women's lacrosse games are owned by the Atlantic Coast Conference and ESPN. Permission must be obtained in advance to videotape the games for any purpose.

POSTGAME INTERVIEWS

Members of the media present for 2024 Virginia home women's lacrosse games will be invited on to the field to speak with head coach Sonia LaMonica and select student-athlete(s) approximately 10-15 minutes after the conclusion of each game.

COVERING A GAME AT KLÖCKNER STADIUM

When covering a game being played at Klöckner Stadium, please include the umlaut above the letter 'ö' in Klöckner. Mac users can do this by clicking Alt-u or Option-u and then typing the letter o. PC users should make sure their number lock is off and then type Alt 0246.

NOTES

THE VIRGINIA TRANSFERS

Virginia brings in nine transfers with a wealth of college soccer experience including:

| No. | Name | Pos. | Previous School | Note |
|-----|-----------------|------|-------------------------|--|
| 0 | Tom Miles | GK | Lubbock Christian (DII) | Ranked ninth in NCAA Division II in total saves in 2023 |
| 2 | Nick Dang | D | Lipscomb | Voted Virginia's top performer in Spring 2024 |
| 7 | Hayes Wood | F | Lipscomb | Injured for 2023 season; Three-time All-ASUN; 21g, 12a career |
| 9 | Ato Smith Jr. | F | Tyler JC | 18g, 6a in 2023; First-Team NJCAA Division I All-American |
| 16 | Willem Ebbinge | M | Harvard | First-team All-Ivy; second all-time at Harvard with 29 assists |
| 21 | Luc Mikula | D | Coastal Carolina | Team captain who led Coastal Carolina in minutes in 2022-23 |
| 22 | Drew Serafino | F | Boston College | Played 17 games and made 11 starts at BC in 2023 |
| 27 | Cameron Yirondo | M | Seattle Pacific | First-team All-GNAC; 33 GP, 29 GS at Seattle Pacific |
| 33 | Grant Howard | D | Virginia Tech | No. 87 in TDS top-100 freshmen in 2022; 16 GS at VT in 2023 |

EARLY ARRIVALS

Of Virginia's 17 newcomers, five were able to join the team in January of 2024 and compete with the team in the spring including: Nick Dang, Michael Howard, Luc Mikula, Drew Serafino, Cameron Yirondo.

NOTABLE DEPARTURES

- The Cavaliers enter the 2024 season missing four players which accounted for over 78% of its goals in 2024
- Stephen Annor Gyamfi (10), Mouhameth Thiam (5), Leo Afonso (5), and Axel Ahlander (2) combined for 22 of UVA's total of 28 goals scored in 2023
- Annor Gyamfi was Virginia's first freshman to be named an All-American since Claudio Reyna (1991) and just the fourth all-time joining Reyna, Tony Meola (1988) and Jeff Agoos (1986). Thiam was named a second-team All-American by Top Drawer Soccer as well as the ACC Co-Midfielder of the Year.
- Virginia has also graduated two of its three first-choice center backs from the 2023 season, Aidan O'Connor and Will Citron
- Holden Brown, who started each of Virginia's first seven games in goal, departed for Indiana as a graduate transfer
- Among Virginia's departures are each of its three captains from 2023: Afonso, Brown and Citron.

MAJOR LEAGUE SOCCER'S NEWEST CAVALIERS

Following the 2023 season, three Cavaliers were selected in the 2024 MLS SuperDraft including:

| Name | Pos. | Team | Round | Overall Pick |
|-----------------|------|--------------------|-------|--------------|
| Aidan O'Connor* | D | New York Red Bulls | 1 | 12 |
| Stephen Annor | F | Houston Dynamo | 1 | 26 |
| Leo Afonso* | F | Inter Miami | 2 | 32 |

*Made MLS Debut

2024 Draft Selections in MLS:

- Leo Afonso was the first Cavalier of the 2024 draft class to make his professional debut (March 23) in a 4-0 defeat to NYRB. Afonso set up a goal which was ultimately disallowed after coming on in the 59th minute of play.
- O'Connor and Afonso each signed a first-team contracts running through the remainder of the 2024 season.
- Afonso scored his first goal as a member of the first team in a 2-2 draw with Colorado (April 6) and recorded the game-winning goal in thrilling fashion against Philadelphia (June 15).
- O'Connor made his first-team debut as a substitute in a 1-0 win over Orlando (June 1)

TOP RETURNERS

- Paul Wiese (D) – 55 appearances for UVA (most of any current player), led team in assists as an outside back last season with 8 (fifth most in ACC)
- Reese Miller (D) – 35 appearances with 33 starts since his debut as a freshman...2g, 3a for his career
- Joey Batrouni (GK) – Started season as UVA's No. 2 GK...replaced Holden Brown after 7 games...finished season with a record of 7-2-3 and a save percentage of .828
- Albin Gashi (M) – A mainstay in the Cavalier midfield, made 34 appearances and 28 starts since his debut as a freshman in the 2022 season opener
- Umberto Pelà – Breakout season at CDM in 2023, started all 18 games missing just one due to injury...made just four appearances in 2022

THE VIRGINIA CAPTAINS

George Gelnovatch announced a trio of Virginia captains ahead of 2024 in Paul Wiese, Albin Gashi and Umberto Pelà.

- Wiese enters the season with the most appearances in a Cavalier shirt of any player on the current roster (55). He comes off a season in which he led the team in assists (8) ranking fifth among all players in the ACC and eighth among defenders in NCAA Division I.
- Gashi has been a fixture of the UVA midfield since his arrival in 2022. Since his debut as a freshman in the 2022 season opener, he has appeared in 34 of Virginia's 38 games while making 28 starts.
- Pelà comes of a breakout season in 2023. The sophomore made started the first 18 games of the season before missing Virginia's third round match in the NCAA Men's Soccer Championship due to injury.

VIRGINIA IN THE POLLS - BREAKDOWN

| | US | TDS | RPI |
|-----------|----|-----|-----|
| Preseason | 13 | 8 | N/A |
| Poll 1 | NR | 20 | N/A |
| Poll 2 | NR | 17 | N/A |
| Poll 3 | NR | NR | N/A |
| Poll 4 | NR | NR | N/A |
| Poll 5 | NR | NR | N/A |
| Poll 6 | NR | NR | 75 |
| Poll 7 | NR | NR | 45 |
| Poll 8 | NA | NR | 37 |
| Poll 9 | RV | NR | 26 |
| Poll 10 | RV | NR | 33 |
| Poll 11 | NR | NR | 29 |

US - United Soccer Coaches
TDS - TopDrawerSoccer.com

GOALS SCORED BY MINUTE

| | Total | 1-15 | 16-30 | 31-45 | 46-60 | 61-75 | 76-90 |
|-----|-------|------|-------|-------|-------|-------|-------|
| UVA | 30 | 4 | 4 | 5 | 5 | 6 | 6 |

GOALS CONCEDED BY MINUTE

| | Total | 1-15 | 16-30 | 31-45 | 46-60 | 61-75 | 76-90 |
|------|-------|------|-------|-------|-------|-------|-------|
| Opp. | 18 | 3 | 1 | 6 | 3 | 3 | 2 |

MISCELLANEOUS STATS

Quickest Goal: Reese Miller: 05:08 (at Wake, 9/13)

Quickest Goal Against: Toshi Davis: 05:02 (vs American, 10/15)

Latest Goal: Own Goal: 89:05 (vs JMU, 10/8)

Latest Goal Against: Daniel Longo: 85:13 (vs UNCG, 10/1)

Gm. Winning Goals after 75':

Own Goal, vs JMU, 10/8 (89:05)
Nick Dang, at BC, 10/11 (78:00)

Multi-Goal Games:

Reese Miller (2) vs SJU, 8/29
Kome Ubogu (2) vs American, 10/15
Joaquín Brizuela (2) vs Mary Washington, 10/30

Multi-Assist Games:

Hat Tricks:

Hat Tricks Against:

Own Goals For:

Enrique Garcia Barelles, vs JMU, 10/8

Own Goals Against:

Nick Dang, vs Duke (9/6)

NOTES CONTINUED

ACC SUCCESS

- Virginia recorded back-to-back five-win seasons (2022-2023) for the first time since 2005-2006
- The Cavaliers are the only team in the conference coming off back-to-back five-win seasons in ACC play
- In 2022, Virginia went unbeaten on the road in ACC play with a 3-0-1 record
- This season, the ACC features 15 teams with the addition of California, SMU and Stanford. 10 of those 15 have been ranked in the preseason top-25.

NATIONAL PEDIGREE

- Virginia is the only team in NCAA DI coming off back-to-back top-eight seeds in the NCAA tournament
- UVA was the No. 4 seed in 2022, and the No. 7 seed in 2023
- The Cavaliers earned back-to-back top-eight seeds for the first time in the program's history since a six-year run from 1997-2002—a run that started in George Gelnovatch's second season as head coach

PLAYING THE BEST

In 2022 and 2023, Virginia played some of the toughest schedules NCAA Division I had to offer.

- In 2022, the Cavaliers played the toughest-ranked schedule in NCAA DI while posting a record of 10-4-5
- In 2023, Virginia played the sixth-toughest rated schedule while posting a record of 11-4-4

BATROUNI TAKES THE NO. 1 SHIRT

Cavalier goalkeeper Joey Batrouni started the 2023 season behind Holden Brown on the depth chart, but would become Virginia's starter after the first eight games of the season. He is set to return for the 2024 campaign and is expected to be the Cavalier's first choice between the posts.

- Batrouni made his Cavalier debut in the second game of the 2023 campaign. Against LMU, he played the full 90 minutes while conceding three goals and making 4 saves in a 3-1 loss.
- Despite a rocky start, Batrouni was rock solid in his 11 starts following posting a record of 7-1-3 with a save percentage of .863 for the remainder of the season.
- The highlight of the season for Batrouni came in the ACC quarterfinal round when he made 13 saves against Syracuse—just one shy of the UVA single-game record. He would go on to make a save in penalties but the Cavaliers would be eliminated on pens.

RETURNING FROM INJURY

Two Cavaliers are set to make their return to college soccer following a 2023 season in which they missed significant time.

- Junior forward Triton Beauvois is set to make his return following a knee injury suffered on Sept. 9 in a 2-0 loss to Duke.
- Graduate transfer Hayes Wood missed almost the entirety of the 2023 season at Lipscomb following a knee injury sustained in the first game of the season.

WHEN IN ROME...

- A transfer from Providence ahead of the 2023 season, Austin Rome is a towering 6-3 presence on the defensive end, but found it difficult to break into the Virginia starting eleven.
- After injuries to Aidan O'Connor and Jack Singer, Rome entered the scene first as a reserve, and made his first start in a road game at Boston College.
- After making his first start against BC, Rome never relinquished his spot in the Cavalier lineup making six consecutive starts at center back—he is expected to be a fixture for the team in 2024.

RULE CHANGES IN COLLEGE SOCCER

Substitutions

- To eliminate re-entry in the second half for field players and make all periods the same (no re-entry). [A player who appears in the first half and leaves the game, can re-enter in the second].
- Teams will have six moments to make substitutions in a game
- Substitutions can occur during any stoppage of play
- The clock will stop on substitutions made by the leading team, or if the game is tied in the final 15 minutes of regulation, and all of overtime.

Video Review Expanded to Include...

- All potential penalty kick situations
- All straight red card situations (second yellow not reviewable)
- Denial of obvious goal-scoring opportunity
- Any potential offside violation involving goal-scoring situations.

Postseason Overtime

- Sudden-victory (golden goal) will be reinstated during postseason overtime
- Regular season games will still end in a draw when tied after 90 minutes.

NASHVILLE TO CHARLOTTESVILLE

Virginia's group of 17 newcomers for the 2024 season features a pair of transfers from Lipscomb: Hayes Wood (F) and Nick Dang (D).

- Both Wood and Dang are Tennessee natives and have each been a part of three consecutive Lipscomb teams to make the NCAA Men's Soccer Championship including a 2022 season when the Bisons were the No. 9 seed
- Wood and Dang have been a part of three consecutive ASUN Championship teams at Lipscomb
- Nick Dang joined the Cavaliers as a mid-season transfer in January and competed with the team in the spring. He was voted Virginia's most valuable player by opposing teams
- Dang was recognized on Top Drawer Soccer's Preseason Best XI second team.
- Dang has accounted for four goals and three assists in his career at Lipscomb
- Wood joins the Cavaliers as a graduate transfer with 21 goals and 12 assist to his record in college soccer
- Wood stepped onto the college soccer scene as a freshman at Lipscomb in 2019—the last season Virginia made it to the College Cup Final.

LAMBE PRIMED FOR YEAR TWO

Though ACC Freshman of the Year, Stephen Annor Gyamfi was the headliner from an impressive Virginia recruiting class in 2023, Brendan Lambe proved to be one of Virginia's most reliable first-years.

- Lambe was named to the ACC All-Freshman team following a strong 2023 season
- The North Carolina native appeared in 18/19 games while making one start
- Excellent with the ball at his feet, Lambe is a versatile player who is likely to see time at the defensive midfield, center back, or fullback positions.

COMPARISONS

| | UVA | PITT |
|------------------------|--------|--------|
| SHOT STATISTICS | | |
| Goals-Shot attempts | 30-205 | 36-219 |
| Goals scored per game | 1.76 | 2.25 |
| Shot pct. | .146 | .164 |
| Shots on goal-Attempts | 71-205 | 86-219 |
| SOG pct. | .346 | .393 |
| Shots/Game | 12.1 | 13.7 |
| Assists | 29 | 37 |
| GOAL BREAKDOWN | | |
| Total Goals | 30 | 36 |
| Penalty | 2 | 3 |
| Goals scored avg. | 1.76 | 2.25 |
| CORNER KICKS | | |
| | 80 | 104 |

ACC STANDINGS (AS OF NOV. 5)

| School | Pts. | ACC | OVR | STR |
|-----------------|-----------|--------------|--------------|-----------|
| Pitt | 18 | 6-2-0 | 12-4-0 | L1 |
| Clemson | 16 | 5-2-1 | 11-2-3 | T1 |
| Duke | 15 | 4-1-3 | 10-2-4 | W5 |
| Wake Forest | 14 | 4-2-2 | 8-4-5 | W1 |
| SMU | 14 | 4-2-2 | 9-2-5 | W2 |
| North Carolina | 13 | 4-3-1 | 9-3-4 | L1 |
| Stanford | 12 | 3-2-3 | 8-4-4 | L2 |
| Virginia | 11 | 3-3-2 | 8-5-3 | W1 |
| NC State | 11 | 3-3-2 | 8-3-5 | L1 |
| Notre Dame | 11 | 3-3-2 | 7-4-5 | L1 |
| Syracuse | 8 | 2-4-2 | 7-6-3 | W1 |
| California | 8 | 2-4-2 | 6-7-2 | W1 |
| Boston College | 6 | 1-4-3 | 5-4-6 | W2 |
| Virginia Tech | 5 | 1-5-2 | 7-5-4 | T2 |
| Louisville | 3 | 0-5-3 | 6-6-4 | L2 |

ACC IN THE RANKINGS (NOV. 5)

| School | USC | TDS | CSN | RPI |
|----------------|-----|-----|-----|-----|
| Boston College | - | - | - | 54 |
| California | - | - | - | 59 |
| Clemson | 7 | 7 | - | 18 |
| Duke | 2 | 3 | - | 4 |
| Louisville | - | - | - | 69 |
| NC State | 21 | 24 | - | 25 |
| North Carolina | 14 | 14 | - | 5 |
| Notre Dame | - | - | - | 34 |
| Pitt | 9 | 6 | - | 1 |
| SMU | 15 | 9 | - | 14 |
| Stanford | RV | - | - | 13 |
| Syracuse | - | - | - | 53 |
| Virginia | - | - | - | 29 |
| Virginia Tech | - | - | - | 39 |
| Wake Forest | - | - | - | 28 |

*United Soccer Coaches Poll Released Tuesdays

NOTES CONTINUED

MANGAROV BACK FOR YEAR THREE IN VIRGINIA

- A UNCG transfer ahead of the 2022 season, Danny Mangarov returns to the fold as a grad student in 2024.
- Taking on the No. 10 shirt, Mangarov is expected to feature as the Cavaliers primary attacking midfielder.
- Mangarov burst onto the scene at Klöckner Stadium in 2022, scoring on his Cavalier debut the last time Virginia faced off with Rider in a 4-0 win.
- Mangarov accounted for six goals and six assists in his first two seasons as a Cavalier.

MANGAROV STARTS HOT...AGAIN

Since his arrival at Virginia, Danny Mangarov has opened the scoring for UVA in each of his three seasons with the team.

- Mangarov scored on his debut against Rider (8/29/22) to open the scoring for Virginia that season
- He struck late in the 2023 season opener to clinche a 1-0 win over Iona (8/24/23)
- Scored the first goal in a 3-0 win over Rider (8/22/24)

DANG BURSTS ONTO THE SCENE

A junior transfer from Lipscomb, Nick Dang announced himself to the Cavalier faithful in style in Virginia's opener against Rider.

- The defender played 87 minutes as a center back helping Virginia keep a clean sheet in a 3-0 win.
- With a thunderous header in the 84th minute, Dang scored his first goal as a Cavalier, becoming the first UVA player to score on his debut since Danny Mangarov (8/29/22)—also against Rider.

UBOGU BACK AMONGST THE GOALS

- Forward Kome Ubogu comes off a season in which he only registered one goal (vs Louisville, 9/29/23)
- However, in 2022, Ubogu ranked second on the team with six total goals in a season that featured an impressive team total of 34
- In the first game of the 2024 campaign, Ubogu registered an important goal with less than a minute remaining in the first half to give Virginia a two-goal lead (vs Rider, 8/22/24).

CAPTAINS DISHING OUT ASSISTS

Two of Virginia's captains, Paul Wiese and Albin Gashi, found themselves on the scoresheet in the 2024 opener

- Wiese recorded his first of the season after leading the team with eight in 2023
- Gashi registered the third assist of his career and his first since assisting vs High Point (10/24/23).

CREATING CHANCES

In Virginia's second game of the season, the Cavaliers outshot Colgate by a margin of 28-3.

- UVA's 28 shots were the most in a single game since the team put up 37 in a 1-1 draw with Virginia Tech (10/18/13)
- The last time Virginia took 20+ shots in a game and did not score a goal was also in the 2013 season when the Cavaliers drew 0-0 at Duke (10/8/13).

STARTING 1-1...

Virginia has split the opening two games of the campaign for the third consecutive season.

- In 2022, the Cavaliers lost their season opener to Xavier by a margin of 1-0 despite outshooting the Muskateers 19-3. Virginia rebounded with a 4-0 win over Rider.
- In 2023, the Cavaliers defeated Iona 1-0 in the season opener, but fell to LMU by a score of 3-1 next time out.
- In each of the last two seasons, the Cavaliers have rebounded from a 1-1 start and secured a pair of top-eight national seeds.

BACK TO COLLEGE PARK

Virginia made its first trip to College Park to face Maryland since the 2015 where a pair of penalties led to a 1-1 stalemate with their longtime rivals.

The last meeting between the two teams in College Park took place in the 2015 NCAA Men's Soccer Championship. Maryland advanced with a 1-0 win.

- The match featured an opening goal scored by Nick Dang at the penalty spot—the first penalty attempt of his career.
- Minutes before the halftime break, Virginia conceded a penalty of its own to level the score
- Virginia scored on a penalty kick for the first time since the 2023 meeting with Maryland, a 2-1 victory
- The Cavaliers conceded a goal due to a penalty for the first time since an ACC semifinal match against Syracuse (11/9/22)

THREE OUT OF FOUR...

Cavalier defender Nick Dang scored on a penalty in Virginia's 1-1 draw with Maryland at Ludwig Field.

- Dang's goal against Maryland marked his third in the first four games of the season
- The penalty was his first attempt of his collegiate career
- With three goals, he matched his season total from 2023—a career high.

A NEW ROLE FOR LAMBE

Brendan Lambe has quickly become a centerpiece for the Cavaliers following a promising freshman season. A natural central midfielder with strong skills on the ball, Lambe often lines up as a full back while drifting into the center of the field.

- In 2023, Lambe appeared in 18 games while making a pair of starts including an NCAA tournament match against Indiana
- This season, Lamb has started each of UVA's four games.

MILLER ON THE WING

Reese Miller became a standout player for Virginia upon his arrival in 2022 playing as a left wingback.

- Miller scored a pair of goals his freshman year—both game-winning goals against Pitt. Once in the regular season and again in a 1-0 win in the ACC quarterfinal.

This season, Virginia doesn't utilize a system with wingbacks, which has caused head coach George Gelnovatch to use the lightning quick junior as a traditional winger on the left side.

- In his first three games of the season, Miller has been a major factor in producing goals for the Cavaliers with two goals and an assist to his tally.
- With a pair of goals against Saint John's Miller doubled his career goal tally (4).

VIRGINIA'S RECORD WHEN...

| | |
|---------------------------|-------------------------|
| Home: 7-4-0 | Wearing White: 6-0-1 |
| Away: 2-1-3 | Wearing Blue: 3-3-2 |
| Scoring First: 7-0-3 | Wearing Orange: 0-2-0 |
| Conceding First: 2-5-1 | |
| vs Ranked Opp.: 3-2-0 | |
| In one-goal games: 3-4-3 | |
| Scoring 0 Goals: 0-3-0 | Scoring 1 Goal: 2-2-3 |
| Scoring 2 Goals: 2-0-0 | Scoring 3 Goals: 2-0-0 |
| Scoring 4+ Goals: 3-0-0 | |
| Conceding 0 Goals: 5-0-0 | Conceding 1 Goal: 2-2-3 |
| Conceding 2+ Goals: 2-2-0 | |

GAME-WINNING GOAL INVOLVEMENTS

Total involvements on game-winning goals (G/A):

| Player | Total | G | A |
|------------------|-------|---|---|
| Danny Mangarov | 2 | 1 | 1 |
| Reese Miller | 2 | 1 | 1 |
| Albin Gashi | 1 | 1 | 0 |
| Joaquin Brizuela | 1 | 0 | 1 |
| Nick Dang | 1 | 1 | 0 |
| Luke Burns | 1 | 1 | 0 |
| Grant Howard | 1 | 0 | 1 |
| Kome Ubogu | 1 | 0 | 1 |
| Victor Akoum | 1 | 1 | 0 |
| Triton Beauvois | 1 | 0 | 1 |
| David Okorie | 1 | 1 | 0 |
| Own Goal | 1 | 1 | |

Involvements on game-winning goals in one-goal games:

| Player | Total | G | A |
|------------------|-------|---|---|
| Albin Gashi | 1 | 1 | 0 |
| Nick Dang | 1 | 1 | 0 |
| Joaquin Brizuela | 1 | 0 | 1 |
| Danny Mangarov | 1 | 0 | 1 |
| Own Goal | 1 | 1 | |

GOAL CONNECTIONS

Most common goal/assist connections this season: (Primary assists only)

- Mangarov/Miller: 1
- Ubogu/Wiese: 2
- Dang/Gashi: 1
- Miller/Beauvois: 1
- Dang/Mangarov: 3
- Wood/Wiese: 1
- Miller/Pela: 1
- Miller/Wiese: 1
- Burns/Mikula: 1
- Gashi/Brizuela: 1
- Dang/Wiese: 1
- Burns/Howard: 1
- Ubogu/Okorie: 1
- Ubogu/Parvu: 1
- Brizuela/Mikula: 1

NOTES CONTINUED

PELÀ MAKING A DIFFERENCE

- Named a captain ahead of the season, Umberto Pelà comes off a breakout season in which he started all but one game in 2023
- A trusted player on the ball with exceptional field vision and decision making, Pelà is often the lynchpin of the Cavalier midfield.

HEADING WEST...

- Virginia's trip to Berkeley, Calif. will mark its first regular-season road trip west of Notre Dame since 2014 a 1-0 overtime loss to Tulsa (9/4/14) — the last season UVA won a national title.
- The Cavaliers have not played a regular-season match on the west coast since 2009 when the team collected a pair of wins over Washington (2-1, 9/6/09) and Portland (3-0, 9/4/09).

THE GASHI/PELÀ MIDFIELD PARTNERSHIP

- Central midfielders Albin Gashi (Vargarda, Sweden) and Umberto Pelà (Milan, Italy) first met each other at an ID Camp in 2022 each vying for a spot on the Virginia roster
- Gashi recalled meetings in the coaches office where he was asked about other players who looked good throughout the camp. He hesitated to name Pelà in his answer for fear Pelà being recruited ahead of him.
- Ultimately, both earned a place on the roster and arrived on Grounds as roommates — and have been ever since.
- Both players made their debuts as freshmen in the 2022 season opener, a 1-0 loss to Xavier. Gashi carved out regular minutes in the Virginia XI while Pelà would have to wait for his breakout season in 2023.
- Now playing side-by-side as holding midfielders, Gashi and Pelà were each named captains of the team ahead of 2024 looking to build on the team's progress in 2022 and 2023.

EARLY AUTUMN STREAKS...

Both of the previous two seasons featured lengthy unbeaten runs that were kickstarted in late September and early October.

- In 2022, Virginia started the season with a 4-3-0 record through its first seven games.
- The Cavalier season would later feature an eight-game unbeaten run (3-0-5) that started on Oct. 7—Virginia played six top-25 teams over that stretch.
- Virginia went on to earn the No. 4 overall seed in the NCAA Men's Soccer Championship.
- In 2023, the Cavaliers started 4-3-1 in their first eight games.
- Virginia tore off a 10-game unbeaten run (7-0-3) that started on Sept. 26.
- The Cavaliers would earn the No. 7 overall seed in the NCAA Men's Soccer Championship.

FIRST-TIME STARTERS

Virginia's 1-0 loss to No. 2 Stanford featured a pair of first career starts for the Cavaliers.

- **Luke Burns** was originally scheduled to make his first career start when the Cavalier lineup was submitted. He played 45 minutes in the loss
- **Victor Akoum** was not listed in UVA's initial starting eleven. However, after an injury to **Umberto Pelà** in warm ups, Akoum was given the nod.
- The loss of Pelà moved Brendan Lambe from left back into his natural position in center midfield while Akoum took over on the outside flank.

FAMILIAR FOE FOR MANGAROV

- Virginia's Danny Mangarov transferred from UNCG ahead of the 2022 season
- Mangarov tallied four goals and five assists in two seasons as a Spartan
- Mangarov tallied an assist in a 2-1 loss to UNCG

WIESE MAKES HISTORY

- Virginia captain Paul Wiese joined the Virginia elite in a 4-2 win over American.
- Currently at 23 career assists, Wiese is now tied for 9th all time in the category at UVA.
- He becomes the first UVA player to crack a top-10 list for a career total in an offensive stat category since Will Bates (2009-12) who ranks in Virginia's top 10 in points (102), Goals (46), Shots (230), and game-winning goals (15).
- With eight assists on the season, Wiese leads the team and matches his single-season high mark of eight for the second consecutive season.
- Wiese's eight assists ranks third in the ACC—He is one of just two power-four defenders with eight assists or more this season (Philip Naef, UCLA, 10).

Virginia Career Assist Leaders

| | |
|-------------------------------------|-----------|
| 1. Mike Fisher (1993-96)..... | 55 |
| 2. Damian Silvera (1992-95)..... | 44 |
| 3. Ben Olsen (1995-97)..... | 41 |
| 4. Ryan Trout (1997-00)..... | 36 |
| 5. Brad Agoos (1989-92)..... | 33 |
| Ben Crawley (1989-92)..... | 33 |
| 7. Paul Wiese (2021-24)..... | 25 |
| Hunter Freeman (2002-04)..... | 25 |
| 8. Brian West (1996-97)..... | 24 |
| Brian Vernon (1981-84)..... | 23 |
| 10. Billy Walsh (1994-96)..... | 22 |
| Claudio Reyna (1991-93)..... | 22 |
| Kris Kelderman (1987-90)..... | 22 |
| Todd Hitt (1983-86)..... | 22 |
| Voga Wallace (1980-83)..... | 22 |

RANKED VS UNRANKED....

- It has been an uncommon occurrence in 55 previous meetings with Virginia Tech, that the Hokies have been in the national rankings while the Hoos are on the outside looking in
- This will be just the third such meeting between the two—Virginia is 0-1-1 in those meetings:

9/30/2016, (H), T, 0-0

9/17/2021, (A), L, 1-2

VT Goals: Labovitz ('47), ('108)

UVA Goals: Slavov ('58)

ALL-TIME SERIES VS...

PITTSBURGH (10-5-2)

H: 7-3-1 | A: 3-2-1 | N: 0-0-0 | ACC: 7-3-2

ACCT: 1-1-0 | NCAA: 0-0-0

UNDER GELNOVATCH: 9-5-2

| | | |
|------------|-----|--------------|
| 9/5/1982 | H | W, 3-0 |
| 11/5/2002 | H | W, 2-0 |
| 10/4/2013 | H | W, 5-0 |
| 10/4/2014 | A | W, 3-0 |
| 10/16/2015 | H | W, 3-1 |
| 10/21/2016 | A | T, 0-0 (20T) |
| 10/20/2017 | H | W, 2-1 (20T) |
| 9/28/2018 | A | W, 2-0 |
| 10/31/2018 | H # | L, 0-2 |
| 10/18/2019 | H | L, 0-2 |
| 10/18/2020 | H | L, 2-3 (OT) |
| 4/8/2021 | A | L, 0-5 |
| 10/22/2021 | H | T, 2-2 (20T) |
| 9/30/2022 | A | W, 3-1 |
| 11/6/2022 | H # | W, 1-0 |
| 10/13/2023 | H | W, 2-1 |
| 10/25/2024 | A | L, 1-4 |

NOTES CONTINUED

MIDFIELDERS RETURN

- Virginia's midfield suffered a major blow when the team played Stanford (Sept. 27). By the end of the night, Virginia would be without two of its captains as Umberto Pelà suffered an injury in warm ups, while Albin Gashi picked up a red card and a one-game suspension.
- Without either of its central defensive midfielders, the Cavaliers suffered a 2-1 loss to UNCG.
- Gashi returned to face No. 19 Virginia Tech and proved crucial as he netted the game-winning goal in a 2-1 affair.
- Pelà returned to take on No. 8 James Madison after missing three games to injury. In the end, it was his low cross that created the game-winning own goal in the final minute of the match.

ACC CO-DEFENSIVE PLAYER OF THE WEEK

- Joey Batrouni turned in one of the top performances of his collegiate career in a 2-1 win over Virginia Tech (Oct. 4).
- The UVA goaltender made 11 stops on the night coming just two short of his career high (vs SYR, 11/5/23)
- Batrouni was named ACC Co-Defensive Player of the Week alongside Logan Erb.

LATE GAME HEROICS

- The Cavaliers logged back-to-back 1-0 victories over No. 8 James Madison and at Boston College.
- Both goals in those 1-0 victories came in the 78th minute or later
- Virginia's game-winning goal in the 90th minute against JMU was the first time the Cavaliers netted a game winner in the final minute of regulation since a 1-0 win over No. 19 New Hampshire (Joe Bell, 8/24/2018)

A SIGNIFICANT WIN IN BOSTON

- Virginia's win at Boston College was a crucial fixture with lots riding on the result. In a notoriously difficult ACC fixture, the Cavaliers came through in the clutch with a 1-0 victory.
- The win marked just the second-ever road victory for UVA over BC, and its first since 2005.
- Virginia secured its first road win of the 2024 season with an unbeaten away record of 1-0-3.
- The three points moved UVA into a tie for sixth with eight points in the ACC standings—just four points off the leaders (Pitt, Stanford, Clemson)

RIGHT ON TRACK

- The Cavaliers lost four players that accounted for 22 of their 28 goals in 2024.
- Despite the loss of those players, UVA has totaled more goals (20) through the season's first 13 games as they had last season (18).

AN IMPRESSIVE TURNAROUND

- Down a pair of goals just 13 minutes into the game, Virginia overcame the deficit to down American by a score of 4-2 on Tuesday (Oct. 15)
- It was Virginia's first comeback win of the season and first time rescuing a win from a trailing position since a 2-1 win over Pitt (10/13/23).
- The game marked the first time UVA erased a multi-goal deficit to win since a 3-2 overtime victory over Virginia Tech (10/19/2012).
- The Cavaliers had most recently come back from 2-0 to draw at North Carolina (10/28/22)

UBOGU THE SUPER SUB

- Kome Ubogu's career as a Cavalier has been highlighted as a threatening attacking presence off the bench scoring 14 of his 15 goals as a substitute.
- In a 4-2 comeback win over American, Ubogu accounted for five points on a pair of goals and one assist.
- Ubogu's five-point performance is the first by a Cavalier since Phil Horton accomplished the feat in a 3-1 win at No. 10 Pitt (9/30/22).
- Ubogu ranks second on the team with four goals having started just one game all season.

FINDING A WAY

- The Cavaliers put together their longest winning streak of the season with five consecutive victories (Oct. 4-19) including a pair of ranked opponents (No. 19 Virginia Tech/ No. 8 JMU).
- Virginia took a pair of 1-0 victories from JMU and Boston College. The former required UVA's first game-winning goal in the 90th minute since a 1-0 result against New Hampshire in 2018. The latter was earned in a notoriously difficult away fixture that featured clutch performances from Nick Dang and Joey Batrouni to score the winning goal, and close out the game defensively.
- Back at Klöckner Stadium, the Cavaliers found themselves facing a 2-0 deficit against American just 13 minutes into the match. On the back of a five-point performance from substitute, Kome Ubogu, UVA came back to win from 2-0 down for the first time since the 2012 season with a 4-2 victory.
- The team then dispatched Syracuse by a score of 3-0 for its third consecutive win in the ACC.
- Virginia's winning streak was snapped by No. 5 Pitt with a 4-1 road loss (10/25)

A NOSE FOR GOAL

- Virginia's Nick Dang leads the Cavaliers for the 2024 season with six goals on the year.
- Dang's goal tally currently ranks first among defenders in NCAA Division I
- Prior to his arrival at Virginia, Dang had scored just four goals in three seasons at Lipscomb

BRIZUELA HEATING UP

- Virginia's freshman forward is finding his groove late in the season. He registered his first career assist in a crucial 2-1 victory over No. 19 Virginia Tech
- Brizuela scored his first career goal in a 3-0 victory over Syracuse and scored in his second consecutive outing against No. 5 Pitt.
- He has now scored four goals in three games.

ACC TOURNAMENT SEEDING

- The Cavaliers enter the tournament as the No. 9 seed while NC State earned the No. 8 seed
- Virginia (8-5-3, 3-3-2 ACC), NC State (8-3-5, 3-3-2 ACC) and Note Dame (7-4-5, 3-3-2) each finished on 11 points in a three-way tie for the eighth seed in the tournament. The Wolfpack claimed the eighth seed and the right to host the first-round matchup on goal differential in league play.

PENALTY KICK WOES

- Virginia has won three of its seven NCAA titles on penalty kicks. However, in recent history, penalties have burned the Cavaliers in the postseason.
- In each of its past two ACC tournaments, Virginia has been eliminated on penalties at the hands of Syracuse:

| Date | Site | Round | Result |
|---------|------|-------|--------------|
| 11/9/22 | A | SF | T, 2-2 (4-3) |
| 11/5/23 | H | QF | T, 1-1 (4-3) |

- The Cavaliers have come out on the losing end of four consecutive penalty shootouts

| Date | Opp. (Site) | Comp. | Rd. | Result |
|----------|-----------------|-------|-----|--------------|
| 11/12/17 | Wake Forest (N) | ACC | F | T, 0-0 (4-3) |
| 11/9/22 | Syracuse (A) | ACC | SF | T, 2-2 (4-3) |
| 11/20/22 | Marshall (H) | NCAA | 2nd | T, 1-1 (5-3) |
| 11/5/23 | Syracuse (H) | ACC | QF | T, 1-1 (4-3) |

- Three of Virginia's last four postseason competitions between the ACC and NCAA tournaments have ended with shootout defeats.
- Virginia last advanced on penalty kicks following a 0-0 draw with Louisville in the quarterfinal of the 2017 ACC Championship.
- Their last win on penalties in the NCAA Tournament delivered the teams seventh and most recent NCAA title defeating UCLA 0-0 (4-2) in 2014.

PLAYING THE BEST

- As of Nov. 8, Virginia has played the third-toughest schedule in NCAA Division I
- Eight of Virginia's opponents rank top-45 in the RPI as of Nov. 8

HEAD COACH GEORGE GELNOVATCH



George Gelnovatch enters his 29th season as the head coach of the Virginia men's soccer program. The longest tenured head coach in program history, Gelnovatch has led the Cavaliers to a pair of national championships in 2009 and 2014 as well as six NCAA College Cup appearances and 24-consecutive berths in the NCAA tournament (1996-2019).

Gelnovatch became the program's all-time leader in wins on August 25, 2017 with a 3-2 double-overtime victory over Villanova, surpassing his UVA mentor Bruce Arena for the program record in wins with 296. He reached the 300-win plateau on Sept. 15, 2017 with a 2-1 triumph at Virginia Tech, becoming just the fourth coach in Atlantic Coast Conference history to win 300 career matches.

A former Cavalier soccer All-American and assistant coach, Gelnovatch has guided Virginia to five ACC tournament titles, three regular-season ACC championships and a record of 381-160-74 (.679) during his tenure as UVA head coach. Over the course of his tenure as an assistant and head coach at Virginia, he has been a part of all seven of the Cavaliers' national championships.

Gelnovatch is the first coach in NCAA Division I men's soccer history to lead 20-straight teams to the NCAA tournament. He is one of just eight coaches in the Division I men's soccer annals to take 20 teams to the tournament and one of only four active coaches to do so.

Among active coaches, Gelnovatch enters the 2023 campaign ranked seventh in career wins (361) and 13th in career win percentage (.680). Among Division I coaches all-time, he ranked 33rd in career wins and 43rd in career winning percentage. These figures are even more striking when considering Gelnovatch's teams play one of the nation's toughest schedules on a yearly basis.

Virginia has won at least 15 games in a season 10 times under Gelnovatch, including 2019 when it won 21 games the second most in the history of the program en route to an ACC Coastal Division Championship, an ACC Tournament crown and a Runner-Up finish in the NCAA College Cup.

Gelnovatch has developed a number of Major League Soccer players during his UVA tenure, with 31 players going in MLS drafts and 13 in the MLS Supplemental Draft, while nine signed Project-40/Generation Adidas contracts and Jordan Allen (2014), Derrick Etienne (2015), Scott Thomsen (2015) and Aboubacar Keita (2018) each signed MLS Homegrown contracts. Jason Moore (1999) and Alecko Eskandarian (2003) were selected No. 1 in the MLS Draft, as 13 Cavaliers have been picked in the first round of the various MLS drafts.

Gelnovatch was named the 10th coach of the Virginia program on Jan. 3, 1996, after Bruce Arena announced he would end his 18-year career at the helm of UVA soccer to become head coach and assistant general manager of Major League Soccer's D.C. United.

ALL TIME COACHING AT UVA

| Coach | Years | W | L | T | Pct. |
|----------------------------------|-------|-----|-----|----|------|
| Lawrence Ludwig (1941-50) | 7 | 19 | 38 | 6 | .349 |
| Hugh Moomaw (1951-53) | 3 | 10 | 11 | 5 | .481 |
| Wilson Fewster (1954) | 1 | 2 | 4 | 2 | .375 |
| Robert Sandell (1955-57) | 3 | 14 | 10 | 3 | .574 |
| Eugene Corrigan (1958-65) | 8 | 39 | 35 | 7 | .525 |
| Gordon Burrell (1966-70) | 5 | 24 | 27 | 4 | .473 |
| Jim Stephens (1971-73) | 3 | 21 | 15 | 4 | .575 |
| Larry Gross (1974-77) | 4 | 30 | 24 | 6 | .550 |
| Bruce Arena (1978-95) | 18 | 295 | 59 | 31 | .806 |
| George Gelnovatch (1996-present) | 29 | 381 | 161 | 74 | .679 |

GELNOVATCH'S UVA COACHING YEARS

- 2009 and 2014 National Championships
- 6 NCAA College Cup appearances (1997, 2006, '09, '13, '14, '19)
- 24 consecutive NCAA tournament appearances (a first in NCAA men's soccer history)
- 39 consecutive program NCAA tournament appearances (1981-2019)
- 8 NCAA quarterfinal appearances
- 5 ACC tournament titles ('97, '03, '04, '09, '19)
- 1996, 2001, 2019 ACC regular-season titles
- 13 ACC tournament championship appearances
- Twice named ACC Coach of the Year (1996, 2001)
- 2 National Players of the Year
- 57 players that have gone on to play professional soccer

GELNOVATCH'S INTERNATIONAL COACHING YEARS

- 1999-2003: Head Coach USA Under-18 National Team
- 1999-2002: Assistant Coach full USA National Team
- 2002: World Cup (South Korea) Quarterfinalists
- Assistant Coach USA Full National Team at Confederation Cup
- Assistant Coach USA Full National Team at Gold Cup

GELNOVATCH AS HIGH SCHOOL AND COLLEGE PLAYER

- First Team All-American out of Wall High School (N.J.) 1983
- Under-20 US National Team 1983
- First Team All-American at the University of Virginia
- 1987: Finished 3rd in voting for National Player of the year
- Full National Team Spring of 1987

GELNOVATCH AS PROFESSIONAL PLAYER

- MISL Minnesota Strikers, 1987-88
- American Soccer League (ASL) NJ Eagles
- American Professional Soccer League (APSL) Penn Jersey Spirit
- American Professional Soccer League (APSL) Baltimore Bay
- A League appearance, 1996
- MLS appearance, 1996

GELNOVATCH CAREER COACHING RECORD

| Year | Overall | ACC | ACC Finish | NCAA Tournament |
|---------------|-------------------|------------------|---------------|-----------------|
| 1996 | 16-3-3 | 4-0-2 | Runner-Up | 1st Round |
| 1997 | 19-4-3 | 3-1-2 | Champions | NCAA Runner-Up |
| 1998 | 16-4-3 | 4-1-1 | Semifinals | Quarterfinals |
| 1999 | 14-9-1 | 1-4-1 | Runner-Up | 2nd Round |
| 2000 | 17-6-1 | 5-1-0 | Runner-Up | Quarterfinals |
| 2001 | 17-2-1 | 6-0-0 | Runner-Up | 2nd Round |
| 2002 | 15-7-0 | 3-3-0 | Runner-Up | 2nd Round |
| 2003 | 11-10-2 | 3-3-0 | Champions | 3rd Round |
| 2004 | 18-5-1 | 4-3-0 | Champions | Quarterfinals |
| 2005 | 12-5-3 | 6-2-0 | Quarterfinals | 3rd Round |
| 2006 | 17-4-1 | 5-3-0 | Semifinals | NCAA Semifinals |
| 2007 | 12-8-2 | 1-5-2 | Quarterfinals | 2nd Round |
| 2008 | 11-9-1 | 4-4-0 | Runner-Up | 2nd Round |
| 2009 | 19-3-3 | 4-3-1 | Champions | NCAA Champions |
| 2010 | 11-6-3 | 2-4-2 | Semifinals | 1st Round |
| 2011 | 12-8-1 | 4-3-1 | Semifinals | 1st Round |
| 2012 | 10-7-4 | 3-4-1 | Semifinals | 2nd Round |
| 2013 | 13-6-5 | 4-3-4 | Runner-Up | NCAA Semifinals |
| 2014 | 14-6-3 | 3-3-2 | Quarterfinals | NCAA Champions |
| 2015 | 10-5-3 | 4-2-2 | Quarterfinals | 2nd Round |
| 2016 | 11-4-5 | 3-2-3 | Quarterfinals | 3rd Round |
| 2017 | 12-4-5 | 3-2-3 | Runner-Up | 2nd Round |
| 2018 | 10-4-3 | 3-2-2 | First Round | 3rd Round |
| 2019 | 21-2-1 | 6-1-1 | Champions | NCAA Runner-Up |
| 2020 | 7-8-1 | 4-7-1 (2-3 SP) | Quarterfinals | n/a |
| 2021 | 6-9-3 | 2-5-1 | First Round | n/a |
| 2022 | 10-4-5 | 5-1-2 | Semifinals | 2nd Round |
| 2023 | 11-4-4 | 5-2-1 | Quarterfinals | 3rd Round |
| Career | 381-161-74 | 109-78-37 | | |

SEASON STATS



2024-25 Virginia Men's Soccer
Combined Statistics
All games

Page 1/1
as of Nov 07, 2024

| Date | Opponent | Score | Att. |
|--------------|-------------------|-------|------|
| 08/22/2024 | Rider | W 3-0 | 1142 |
| 08/25/2024 | Colgate | L 0-1 | 1380 |
| 08/29/2024 | Saint Joseph's | W 5-0 | 861 |
| 09/02/2024 | at Maryland | T 1-1 | 2402 |
| * 09/06/2024 | Duke | L 0-1 | 2725 |
| * 09/13/2024 | at Wake Forest | T 1-1 | 2439 |
| * 09/21/2024 | at California | T 1-1 | 710 |
| * 09/27/2024 | Stanford | L 0-1 | 1446 |
| 10/01/2024 | UNC Greensboro | L 1-2 | 877 |
| * 10/04/2024 | Virginia Tech | W 2-1 | 2813 |
| 10/08/2024 | James Madison | W 1-0 | 1345 |
| * 10/11/2024 | at Boston College | W 1-0 | 1009 |
| 10/15/2024 | American | W 4-2 | 1350 |
| * 10/19/2024 | Syracuse | W 3-0 | 2202 |
| * 10/25/2024 | at Pittsburgh | L 1-4 | 1601 |
| 10/30/2024 | Mary Washington | W 4-2 | 1160 |
| 11/06/2024 | at NC State | W 2-1 | 1464 |

| Record | Overall | Home | Away | Neutral |
|----------------|---------|-------|-------|---------|
| All Games | 9-5-3 | 7-4-0 | 2-1-3 | 0-0-0 |
| Conference | 3-3-2 | 2-2-0 | 1-1-2 | 0-0-0 |
| Non-Conference | 6-2-1 | 5-2-0 | 1-0-1 | 0-0-0 |

| # | Player | GP | G | A | PTS | SH | SH% | SOG | SOG% | GWG | PK-ATT |
|------------------|-------------------|-----------|-----------|-----------|-----------|------------|-------------|-----------|-------------|----------|------------|
| 2 | Dang, Nick | 17 | 6 | 0 | 12 | 14 | .429 | 8 | .571 | 1 | 1-2 |
| 10 | Mangarov, Daniel | 17 | 2 | 6 | 10 | 33 | .061 | 10 | .303 | 1 | 0-0 |
| 18 | Ubogu, Kome | 17 | 4 | 1 | 9 | 19 | .211 | 7 | .368 | 0 | 0-1 |
| 11 | Brizuela, Joaquín | 13 | 4 | 1 | 9 | 11 | .364 | 6 | .545 | 1 | 0-0 |
| 4 | Wiese, Paul | 17 | 0 | 8 | 8 | 7 | .000 | 1 | .143 | 0 | 0-0 |
| 19 | Miller, Reese | 6 | 3 | 1 | 7 | 8 | .375 | 5 | .625 | 1 | 0-0 |
| 31 | Burns, Luke | 12 | 2 | 0 | 4 | 8 | .250 | 4 | .500 | 1 | 0-0 |
| 12 | Gashi, Albin | 16 | 1 | 2 | 4 | 18 | .056 | 3 | .167 | 1 | 0-0 |
| 15 | Beauvois, Triton | 15 | 1 | 2 | 4 | 9 | .111 | 2 | .222 | 0 | 0-0 |
| 23 | Okorie, David | 12 | 1 | 1 | 3 | 5 | .200 | 3 | .600 | 1 | 0-0 |
| 8 | Lambe, Brendan | 17 | 1 | 0 | 2 | 13 | .077 | 3 | .231 | 0 | 1-1 |
| 7 | Wood, Hayes | 14 | 1 | 0 | 2 | 9 | .111 | 6 | .667 | 0 | 0-0 |
| 17 | Akoum, Victor | 12 | 1 | 0 | 2 | 5 | .200 | 1 | .200 | 1 | 0-0 |
| 3 | Talley, Max | 3 | 1 | 0 | 2 | 1 | 1.000 | 1 | 1.000 | 0 | 0-0 |
| 13 | Cordova, Cesar | 13 | 0 | 2 | 2 | 13 | .000 | 3 | .231 | 0 | 0-0 |
| 21 | Mikula, Luc | 8 | 0 | 2 | 2 | 3 | .000 | 1 | .333 | 0 | 0-0 |
| 6 | Pelà, Umberto | 14 | 0 | 1 | 1 | 14 | .000 | 4 | .286 | 0 | 0-0 |
| 33 | Howard, Grant | 6 | 0 | 1 | 1 | 2 | .000 | 0 | .000 | 0 | 0-0 |
| 37 | Parvu, Alex | 8 | 0 | 1 | 1 | 2 | .000 | 1 | .500 | 0 | 0-0 |
| 27 | Yriondo, Cameron | 8 | 0 | 0 | 0 | 3 | .000 | 0 | .000 | 0 | 0-0 |
| 20 | Alem, Ignacio | 6 | 0 | 0 | 0 | 2 | .000 | 1 | .500 | 0 | 0-0 |
| 32 | Sloan, Parker | 15 | 0 | 0 | 0 | 2 | .000 | 0 | .000 | 0 | 0-0 |
| 5 | Rome, Austin | 15 | 0 | 0 | 0 | 1 | .000 | 1 | 1.000 | 0 | 0-0 |
| 35 | Howard, Michael | 3 | 0 | 0 | 0 | 1 | .000 | 0 | .000 | 0 | 0-0 |
| 36 | Faupel, Anthony | 1 | 0 | 0 | 0 | 1 | .000 | 0 | .000 | 0 | 0-0 |
| 22 | Serafino, Drew | 3 | 0 | 0 | 0 | 1 | .000 | 0 | .000 | 0 | 0-0 |
| 0 | Miles, Tom | 4 | 0 | 0 | 0 | 0 | .000 | 0 | .000 | 0 | 0-0 |
| 9 | Smith, AJ | 4 | 0 | 0 | 0 | 0 | .000 | 0 | .000 | 0 | 0-0 |
| 1 | Batrouni, Joey | 17 | 0 | 0 | 0 | 0 | .000 | 0 | .000 | 0 | 0-0 |
| Total | | 17 | 30 | 29 | 89 | 205 | .146 | 71 | .346 | - | 2-4 |
| Opponents | | 17 | 18 | 13 | 49 | 189 | .095 | 70 | .370 | - | 2-2 |

Team statistics

| | UVA | OPP |
|------------------------|---------|--------|
| SHOT STATISTICS | | |
| Goals-Shot attempts | 30-205 | 18-189 |
| Goals scored per game | 1.76 | 1.06 |
| Shot pct. | .146 | .095 |
| Shots on goal-Attempts | 71-205 | 70-189 |
| SOG pct. | .346 | .370 |
| Shots/Game | 12.1 | 11.1 |
| Assists | 29 | 13 |
| GOAL BREAKDOWN | | |
| Total Goals | 30 | 18 |
| Penalty | 2 | 2 |
| Unassisted | - | - |
| Overtime | 0 | 0 |
| Goals scored average | 1.76 | 1.06 |
| CORNER KICKS | 80 | 55 |
| PENALTY KICKS | 2-4 | 2-2 |
| OFFSIDES | 33 | 39 |
| PENALTIES | | |
| Fouls | 203 | 259 |
| Yellow cards | 39 | 51 |
| Red cards | 2 | 3 |
| ATTENDANCE | | |
| Total | 17301 | 9625 |
| Dates/Avg Per Date | 11/1573 | 6/1604 |
| Neutral Site #/Avg | 0/0 | - |

| ## | Goalie | GP | MIN. | GA | GA AVG | SAVES | PCT | W-L-T | SHO/CBO |
|------------------|----------------|-----------|----------------|-----------|-------------|-----------|-------------|--------------|----------|
| 0 | Miles, Tom | 4 | 145:59 | 2 | 1.23 | 6 | .750 | 1-0-0 | 0/1 |
| 1 | Batrouni, Joey | 17 | 1384:01 | 16 | 1.04 | 47 | .746 | 8-5-3 | 4/1 |
| TM | TEAM | - | 00:00 | 0 | 0.00 | 0 | .000 | 0-0-0 | 1/0 |
| Total | | 17 | 1530:00 | 18 | 1.06 | 53 | .746 | 9-5-3 | 5 |
| Opponents | | 17 | 1530:00 | 30 | 1.76 | 44 | .595 | 5-9-3 | 3 |

Goals by Periods

| Team | 1st | 2nd | OT1 | OT2 | TOTAL |
|-----------|-----|-----|-----|-----|-------|
| UVa | 13 | 17 | 0 | 0 | 30 |
| Opponents | 10 | 8 | 0 | 0 | 18 |

Shots by Periods

| Team | 1st | 2nd | OT1 | OT2 | TOTAL |
|-----------|-----|-----|-----|-----|-------|
| UVa | 96 | 109 | 0 | 0 | 205 |
| Opponents | 92 | 97 | 0 | 0 | 189 |

Saves by Periods

| Team | 1st | 2nd | OT1 | OT2 | TOTAL |
|-----------|-----|-----|-----|-----|-------|
| UVa | 22 | 31 | 0 | 0 | 53 |
| Opponents | 21 | 23 | 0 | 0 | 44 |

Corners by Periods

| Team | 1st | 2nd | OT1 | OT2 | TOTAL |
|-----------|-----|-----|-----|-----|-------|
| UVa | 42 | 38 | 0 | 0 | 80 |
| Opponents | 26 | 29 | 0 | 0 | 55 |

Fouls by Periods

| Team | 1st | 2nd | OT1 | OT2 | TOTAL |
|-----------|-----|-----|-----|-----|-------|
| UVa | 93 | 110 | 0 | 0 | 203 |
| Opponents | 121 | 138 | 0 | 0 | 259 |

2024 GAME RESULTS



2024-25 Virginia Men's Soccer
Game Results
All games

Page 1/1
as of Nov 07, 2024

Team Results

| | Date | Opponent | | Score | Overall | Conf | Att. | Goals Scored |
|---|------------|-------------------|---|-------|---------|-------|------|--|
| | 08/22/2024 | Rider | W | 3-0 | 1-0-0 | 0-0-0 | 1142 | Ubogu, Kome Dang, Nick Mangarov, Daniel |
| | 08/25/2024 | Colgate | L | 0-1 | 1-1-0 | 0-0-0 | 1380 | - |
| | 08/29/2024 | Saint Joseph's | W | 5-0 | 2-1-0 | 0-0-0 | 861 | Wood, Hayes Dang, Nick Miller, Reese Miller, Reese Talley, Max |
| | 09/02/2024 | at Maryland | T | 1-1 | 2-1-1 | 0-0-0 | 2402 | Dang, Nick |
| * | 09/06/2024 | Duke | L | 0-1 | 2-2-1 | 0-1-0 | 2725 | - |
| * | 09/13/2024 | at Wake Forest | T | 1-1 | 2-2-2 | 0-1-1 | 2439 | Miller, Reese |
| * | 09/21/2024 | at California | T | 1-1 | 2-2-3 | 0-1-2 | 710 | Ubogu, Kome |
| * | 09/27/2024 | Stanford | L | 0-1 | 2-3-3 | 0-2-2 | 1446 | - |
| | 10/01/2024 | UNC Greensboro | L | 1-2 | 2-4-3 | 0-2-2 | 877 | Burns, Luke |
| * | 10/04/2024 | Virginia Tech | W | 2-1 | 3-4-3 | 1-2-2 | 2813 | Gashi, Albin Mangarov, Daniel |
| | 10/08/2024 | James Madison | W | 1-0 | 4-4-3 | 1-2-2 | 1345 | - |
| * | 10/11/2024 | at Boston College | W | 1-0 | 5-4-3 | 2-2-2 | 1009 | Dang, Nick |
| | 10/15/2024 | American | W | 4-2 | 6-4-3 | 2-2-2 | 1350 | Ubogu, Kome Ubogu, Kome Dang, Nick Burns, Luke |
| * | 10/19/2024 | Syracuse | W | 3-0 | 7-4-3 | 3-2-2 | 2202 | Dang, Nick Akoum, Victor Brizuela, Joaquín |
| * | 10/25/2024 | at Pittsburgh | L | 1-4 | 7-5-3 | 3-3-2 | 1601 | Brizuela, Joaquín |
| | 10/30/2024 | Mary Washington | W | 4-2 | 8-5-3 | 3-3-2 | 1160 | Lambe, Brendan Brizuela, Joaquín Brizuela, Joaquín |
| | 11/06/2024 | at NC State | W | 2-1 | 9-5-3 | 3-3-2 | 1464 | Beauvois, Triton Okorie, David |

| Team Record | W-L-T | Attendance | Dates | Total | Avg. |
|-------------|-------|------------|-------|-------|------|
| Overall: | 9-5-3 | Total: | 17 | 26926 | 1584 |
| Conference: | 3-3-2 | Home: | 11 | 17301 | 1573 |
| Home: | 7-4-0 | Away: | 6 | 9625 | 1604 |
| Away: | 2-1-3 | Neutral: | 0 | 0 | 0 |
| Neutral: | 0-0-0 | | | | |
| Overtime: | 0-0-0 | | | | |

COMPILED CAREER HIGHS/SUMMARIES

| Player | Goals | Assists | Points | Last Goal | Season | Career |
|----------------------------|----------------------------------|----------------------------------|----------------------------------|----------------------------------|--------|--------|
| | | | | | Goals | Goals |
| No. 2 Nick Dang | 1, ten times | 2, at Bellarmine (9/23/23)* | 2, nine times | vs Syracuse (10/19/24) | 6 | 10 |
| No. 3 Max Talley | 1 vs Saint Joseph's (8/29/24) | N/A | 2, vs Saint Joseph's (8/29/24) | vs Saint Joseph's (8/29/24) | 1 | 1 |
| No. 4 Paul Wiese | N/A | 2, two times | 2, two times | N/A | 0 | 0 |
| No. 5 Austin Rome | N/A | 1, vs FIU (11/19/23) | 1, vs FIU (11/19/23) | N/A | 0 | 0 |
| No. 6 Umberto Pelà | N/A | 1, two times | 1, two times | N/A | 0 | 0 |
| No. 7 Hayes Wood | 2, three times* | 2, two times* | 4, four times* | vs Saint Joseph's (8/29/24) | 1 | 22 |
| No. 8 Brendan Lambe | 1, vs Mary Washington (10/30/24) | N/A | 2, vs Mary Washington (10/30/24) | vs Mary Washington (10/30/24) | 1 | 1 |
| No. 9 AJ Smith | N/A | N/A | N/A | N/A | 0 | 0 |
| No. 10 Daniel Mangarov | 1, 12 times | 2, vs Syracuse (10/19/24) | 3, three times | vs Virginia Tech (10/4/2024) | 2 | 12 |
| No. 11 Joaquín Brizuela | 2, vs Mary Washington (10/30/24) | 1, two times | 4, vs Mary Washington (10/30/24) | vs Mary Washington (10/30/24) | 3 | 3 |
| No. 12 Albin Gashi | 1, three times | 1, five times | 2, three times | vs Virginia Tech (10/4/2024) | 1 | 3 |
| No. 13 Cesar Cordova | N/A | 2, vs Mary Washington (10/30/24) | 2, vs Mary Washington (10/30/24) | N/A | 0 | 0 |
| No. 15 Triton Beauvois | 1, three times | 1, three times | 3, at NC State (11/6/24) | at NC State (11/6/24) | 1 | 3 |
| No. 16 Willem Ebbinge | 1, eight times* | 4, at Fairfield (9/19/23)* | 4, at Fairfield (9/19/23)* | vs Vermont (9/16/23) | 0 | 8 |
| No. 17 Victor Akoum | 1, vs Syracuse (10/19/24) | N/A | 2, vs Syracuse (10/19/24) | vs Syracuse (10/19/24) | 1 | 1 |
| No. 18 Kome Ubogu | 2, two times | 1, three times | 5, two times | vs American (10/15/24) | 4 | 15 |
| No. 19 Reese Miller | 2, vs Saint Joseph's (8/29/24) | 1, four times | 4, vs Saint Joseph's (8/29/24) | at Wake Forest (9/13/24) | 3 | 5 |
| No. 20 Ignacio Alem | N/A | N/A | N/A | N/A | 0 | 0 |
| No. 21 Luc Mikula | 1, vs UAB (10/26/21)* | 1 vs UNCG (10/1/24) | 2, vs UAB (10/26/21)* | vs UAB (10/26/21)* | 0 | 1 |
| No. 22 Drew Serafino | 1, at Northeastern (10/5/21)* | 1, two times* | 2, at Northeastern (10/5/21)* | at Northeastern (10/5/21)* | 0 | 1 |
| No. 23 David Okorie | 1, at NC State (11/6/24) | 1, vs American (10/15/24) | 2, at NC State (11/6/24) | at NC State (11/6/24) | 1 | 0 |
| No. 24 Garrett Socas | 1 vs Hartford (10/11/22)* | 1, vs Columbia (10/22/22)* | 2 vs Hartford (10/11/22)* | vs Hartford (10/11/22)* | 0 | 1 |
| No. 25 Donovan Maryat | N/A | N/A | N/A | N/A | 0 | 0 |
| No. 26 Amari Salley | N/A | N/A | N/A | N/A | 0 | 0 |
| No. 27 Cameron Yriondo | 1, four times* | 2, at CUI (9/9/23)* | 2, five times* | @ Mont. St. Billings (10/14/23)* | 0 | 4 |
| No. 28 Matthew Thissell | N/A | N/A | N/A | N/A | 0 | 0 |
| No. 29 Yassine Rhoumar | N/A | N/A | N/A | N/A | 0 | 0 |
| No. 30 Colin Gallagher | N/A | N/A | N/A | N/A | 0 | 0 |
| No. 31 Luke Burns | 1, two times | N/A | 2, two times | vs American (10/15/24) | 2 | 2 |
| No. 32 Parker Sloan | N/A | N/A | N/A | N/A | 0 | 0 |
| No. 33 Grant Howard | N/A | 1, vs American (10/15/24) | 1, vs American (10/15/24) | N/A | 0 | 0 |
| No. 34 Miguel Kobby Adoboe | N/A | N/A | N/A | N/A | 0 | 0 |
| No. 35 Michael Howard | N/A | N/A | N/A | N/A | 0 | 0 |
| No. 36 Anthony Faupel | N/A | N/A | N/A | N/A | 0 | 0 |
| No. 37 Alex Parvu | N/A | 1, vs American (10/15/24) | 1, vs American (10/15/24) | N/A | 0 | 0 |
| No. 38 Baka Kante | N/A | N/A | N/A | N/A | 0 | 0 |
| No. 39 Jed Akwaboah | N/A | N/A | N/A | N/A | 0 | 0 |
| No. 46 Matthew Hunter | N/A | N/A | N/A | N/A | 0 | 0 |

*Done at previous school

List reflects stats recorded in NCAA Divisions I, II & III

| Goalkeepers | Saves | Career Shutouts (Solo/Combined) |
|--------------------------|---------------------------------|---------------------------------|
| No. 1 Joey Batrouni | 13 vs Syracuse (11/5/23) | 11/2 |
| No. 00 Caleb Tunks | N/A | N/A |
| No. 0 Tom Miles | 11 vs Midwestern St. (10/18/23) | 12/0 |
| No. 30 Colin Gallagher | N/A | N/A |
| No. 99 Spencer Sanderson | N/A | N/A |

STARTING XI BY MATCH

| Match | GK | | | | | | | | | | |
|-------------------|----------|------|--------|-------|-------|---------|---------|-------|----------|----------|----------|
| vs Rider | Batrouni | Dang | Rome | Lambe | Wiese | Miller | Gashi | Pelà | Mangarov | Cordova | Beauvois |
| vs Colgate | Batrouni | Dang | Rome | Lambe | Wiese | Miller | Gashi | Pelà | Mangarov | Cordova | Beauvois |
| vs SJU | Batrouni | Dang | Rome | Lambe | Wiese | Miller | Gashi | Pelà | Mangarov | Wood | Beauvois |
| at Maryland | Batrouni | Dang | Rome | Lambe | Wiese | Miller | Gashi | Pelà | Mangarov | Wood | Beauvois |
| vs Duke | Batrouni | Dang | Rome | Lambe | Wiese | Miller | Gashi | Pelà | Mangarov | Cordova | Beauvois |
| at Wake Forest | Batrouni | Dang | Rome | Lambe | Wiese | Miller | Gashi | Pelà | Mangarov | Wood | Brizuela |
| at California | Batrouni | Dang | Rome | Lambe | Wiese | Sloan | Gashi | Pelà | Mangarov | Wood | Brizuela |
| vs Stanford | Batrouni | Dang | Rome | Akoum | Wiese | Burns | Gashi | Lambe | Mangarov | Wood | Ubogu |
| vs UNCG | Batrouni | Dang | Rome | Akoum | Wiese | Okorie | Cordova | Lambe | Mangarov | Beauvois | Brizuela |
| vs Virginia Tech | Batrouni | Dang | Mikula | Akoum | Wiese | Howard | Gashi | Lambe | Mangarov | Beauvois | Smith |
| vs JMU | Batrouni | Dang | Rome | Lambe | Wiese | Lambe | Gashi | Pelà | Mangarov | Beauvois | Brizuela |
| at Boston College | Batrouni | Dang | Howard | Lambe | Wiese | Akoum | Gashi | Pelà | Mangarov | Beauvois | Brizuela |
| vs American | Batrouni | Dang | Rome | Lambe | Wiese | Howard | Gashi | Pelà | Mangarov | Beauvois | Brizuela |
| vs Syracuse | Batrouni | Dang | Howard | Lambe | Wiese | Akoum | Gashi | Pelà | Mangarov | Burns | Brizuela |
| vs Pitt | Batrouni | Dang | Sloan | Lambe | Wiese | Akoum | Gashi | Pelà | Mangarov | Burns | Brizuela |
| vs UMW | Batrouni | Dang | Rome | Lambe | Wiese | Akoum | Gashi | Pelà | Mangarov | Burns | Brizuela |
| at NC State | Batrouni | Dang | Akoum | Lambe | Wiese | Cordova | Gashi | Pelà | Mangarov | Burns | Brizuela |

UVA DEBUTS/FIRST STARTS

| NO. | NAME | DATE | OPPONENT | MIN. | G | A | GS |
|-------------|---------------------|----------|-------------------|------|----|----|------|
| 2 | Nick Dang | 8/22/24 | vs Rider | 87 | 1 | 0 | * |
| 3 | Max Talley | 9/29/23 | vs Louisville | 14 | 0 | 0 | |
| 4 | Paul Wiese | 8/26/21 | vs W. Michigan | 90 | 0 | 2 | * |
| 5 | Austin Rome | 9/29/23 | vs Louisville | 9 | 0 | 0 | |
| | | 10/6/23 | at Boston College | 90 | 0 | 0 | * |
| 6 | Umberto Pelà | 8/25/22 | vs Xavier | 70 | 0 | 0 | * |
| 7 | Hayes Wood | 8/22/24 | vs Rider | 21 | 0 | 0 | |
| | | 8/29/24 | vs Saint Joseph's | 42 | 1 | 0 | * |
| 8 | Brendan Lambe | 8/24/23 | vs Iona | 17 | 0 | 0 | |
| | | 11/5/23 | vs Syracuse | 76 | 0 | 0 | * |
| 9 | Ato (AJ) Smith Jr. | 9/21/24 | at California | 29 | 0 | 0 | |
| | | 10/4/24 | vs Virginia Tech | 32 | 0 | 0 | * |
| 10 | Daniel Mangarov | 8/29/22 | vs Rider | 58 | 1 | 1 | * |
| 11 | Joaquín Brizuela | 8/29/24 | vs Saint Joseph's | 23 | 0 | 0 | |
| | | 9/13/24 | at Wake Forest | 46 | 0 | 0 | * |
| 12 | Albin Gashi | 8/25/22 | vs Xavier | 68 | 0 | 0 | * |
| 13 | Cesar Cordova | 8/27/23 | vs LMU | 5 | 0 | 0 | |
| | | 8/22/24 | vs Rider | 78 | 0 | 0 | * |
| 15 | Triton Beauvois | 8/25/22 | vs Xavier | 30 | 0 | 0 | |
| | | 10/18/22 | vs Hofstra | 41 | 0 | 0 | * |
| 16 | Willem Ebbinge | | | | | | |
| 17 | Victor Akoum | 8/22/24 | vs Rider | 3 | 0 | 0 | |
| | | 9/27/24 | vs Stanford | 67 | 0 | 0 | * |
| 18 | Kome Ubogu | 8/26/21 | vs W. Michigan | 20 | 0 | 0 | |
| | | 9/14/21 | vs UNCG | 24 | 0 | 0 | * |
| 19 | Reese Miller | 8/25/22 | vs Xavier | 69 | 0 | 0 | * |
| 20 | Nacho Alem | 8/27/23 | vs LMU | 15 | 0 | 0 | |
| 21 | Luc Mikula | 8/22/24 | vs Rider | 3 | 0 | 0 | |
| | | 10/4/24 | vs Virginia Tech | 58 | 0 | 0 | * |
| 22 | Drew Serafino | 9/6/24 | vs Duke | 13 | 0 | 0 | |
| 23 | David Okorie | 8/25/22 | vs Xavier | 33 | 0 | 0 | |
| | | 10/1/24 | vs UNCG | 71 | 0 | 0 | * |
| 24 | Garrett Socas | 9/8/23 | at Duke | 35 | 0 | 0 | |
| | | 9/16/23 | vs NC State | 27 | 0 | 0 | * |
| 25 | Donovan Maryat | | | | | | |
| 26 | Amari Salley | 8/29/22 | vs Rider | 17 | 0 | 0 | |
| 27 | Cameron Yirondo | 8/22/24 | vs Rider | 3 | 0 | 0 | |
| 28 | Matthew Thissell | | | | | | |
| 29 | Yassine Rhoumar | | | | | | |
| 31 | Luke Burns | 8/22/24 | vs Rider | 10 | 0 | 0 | |
| | | 9/27/24 | vs Stanford | 45 | 0 | 0 | * |
| 32 | Parker Sloan | 8/24/23 | vs Iona | 13 | 0 | 0 | |
| | | 9/8/23 | at Duke | 31 | 0 | 0 | * |
| 33 | Grant Howard | 10/1/24 | vs UNCG | 45 | 0 | 0 | |
| | | 10/4/24 | vs Virginia Tech | 77 | 0 | 0 | * |
| 34 | Miguel Kobay Adoboe | | | | | | |
| 35 | Michael Howard | 8/9/24 | vs Saint Joseph's | 5 | 0 | 0 | |
| 36 | Anthony Faupel | | | | | | |
| 37 | Alex Parvu | 8/22/24 | vs Rider | 14 | 0 | 0 | (RC) |
| 38 | Bakary Kante | | | | | | |
| 39 | Jed Akwaboah | | | | | | |
| 46 | Matthew Hunter | 8/17/21 | vs Longwood | 39 | 0 | 0 | |
| GOALKEEPERS | DATE | OPPONENT | MIN. | SV | GA | GS | DEC. |
| 00 | Caleb Tunks | | | | | | |
| 0 | Tom Miles | 8/29/24 | vs Saint Joseph's | 11 | 0 | | - |
| 1 | Joey Batrouni | 8/27/23 | vs LMU | 90 | 4 | 3 | * L |
| 30 | Colin Gallagher | | | | | | |
| 99 | Spencer Sanderson | | | | | | |

THE LAST TIME...

| TEAM | RESULT |
|------------------------------------|---|
| Home win | 4-2 vs Mary Washington, Oct. 30, 2024 |
| Home loss | 1-2 vs UNCG, Oct. 1, 2024 |
| Home tie | 1-1 vs. Syracuse, Nov. 5, 2023 |
| Away win | 2-1, at NC State, Nov. 6, 2024 |
| Away loss | 1-4, at Pitt, Oct. 25, 2024 |
| Away tie | 1-1 at California, Sept. 21, 2024 |
| Neutral win | 2-1 vs. Wake Forest, Dec. 13, 2019 |
| Neutral loss | 1-6 vs. Maryland (Washington, D.C.), Sept. 5, 2022 |
| Neutral tie | 0-0, vs. Maryland (Washington, D.C.), Sept. 3, 2018 |
| OT win | 2-1 vs. FIU, Nov 19, 2023 |
| OT loss | 3-2 vs. Duke, Oct. 29, 2021 |
| Played OT | 2-1 vs. FIU, Nov. 19, 2023 |
| Played three consecutive 20T games | Sept. 14, 17 & 21, 2021 |
| Played four consecutive OT games | Oct. 19, 26, Nov. 1, 6, 9, 2012 |
| Advanced/Won on Penalties (ACC) | 0-0 (4-3), at Louisville, Nov. 5, 2017 |
| Advanced/Won on Penalties (NCAA) | 0-0, UCLA, Dec. 14, 2014* |
| Eliminated on Penalties (ACC) | 1-1 (4-3), vs Syracuse, Nov. 5, 2023 |
| Eliminated on Penalties (NCAA) | 1-1 (4-3), vs Marshall, Nov. 20, 2022 |
| ACC win | 2-1, at NC State, Nov. 6, 2024 |
| ACC loss | 1-4, at Pitt, Oct. 25, 2024 |
| ACC tie | 1-1 at California, Sept. 21, 2024 |
| Scored 0 goals | 0-1, vs Stanford, Sept. 27, 2024 |
| Scored 1 goal | 1-4 at Pitt, Oct. 25, 2024 |
| Scored 2 goals | 2-1, at NC State, Nov. 6, 2024 |
| Scored 3 goals | 3-0 vs Syracuse, Oct. 19, 2024 |
| Scored 4 goals | 4-2 vs Mary Washington, Oct. 30, 2024 |
| Scored 5+ goals | 5-0, vs Saint Joseph's, Aug. 29, 2024 |
| Comeback to Draw | 1-1 at California, Sept. 21, 2024 |
| Comeback Win | 2-1, at NC State, Nov. 6, 2024 |
| Own Goal For | 1-0 vs JMU, Oct. 8, 2024 |
| Scored on a penalty kick goal | 4-2 vs Mary Washington, Oct. 30, 2024 |
| Scored 3 goals in first half | 4-2 vs Mary Washington, Oct. 30, 2024 |
| Scored 3 goals in second half | 4-2 vs American, Oct. 15, 2024 |
| Allowed 0 goals | 3-0 vs Syracuse, Oct. 19, 2024 |
| Allowed 1 goal | 2-1, at NC State, Nov. 6, 2024 |
| Allowed 2 goals | 4-2 vs Mary Washington, Oct. 30, 2024 |
| Allowed 3 goals | 1-3 at Notre Dame, Sept. 22, 2023 |
| Allowed 4+ goals | 1-4, at Pitt, Oct. 25, 2024 |
| Allowed an own goal | 0-1, vs Duke, Sept. 6, 2024 |
| Allowed a penalty kick (made) | 1-1 at Maryland, Sept. 2, 2023 |
| Allowed a penalty kick (missed) | Lenny Cidolit, 4-0 vs. Rider, Aug. 29, 2022 |

INDIVIDUAL

| | |
|------------------------|--|
| Hat trick | Will Bates vs. Mount St. Mary's, Sept. 11, 2012 |
| Multi-goal match | (2) Joaquín Brizuela vs Mary Washington, Oct. 30, 2024 |
| 5+ points | (5) Kome Ubogu vs American, Oct. 15, 2024 |
| 2+ assists | (2) Daniel Mangarov 3-0 vs Syracuse, Oct. 19, 2024 |
| Scored on UVA debut | Nick Dang, vs Rider, Aug. 22, 2024 |
| Assisted on UVA debut | Mouhameth Thiam 1-0 vs Iona, Aug. 24, 2023 |
| Solo Shutout | 3-0 vs Syracuse, Oct. 19, 2024 |
| Red Card | Albin Gashi, vs Stanford, Aug. 27, 2024 |
| Penalty attempt saved | Leo Afonso, 3-1 at Ptt, Sept. 30, 2022 |
| Penalty attempt missed | Nick Dang, 1-1 at Wake Forest, Sept. 13, 2024 |

*NCAA Championship Game

ACC CHAMPIONSHIP HISTORY

16 ACC CHAMPIONSHIPS | 11 ACC TOURNAMENT TITLES

1969 | 1970 | 1983 | 1984 | 1986 | 1988 | 1991 | 1992 | 1993 | 1994 | 1995 | 1997 | 2003 | 2004 | 2009 | 2019

| Year | Opponent | Score | Site | Rd | UVA Scorers | Year | Opponent | Score | Site | Rd | UVA Scorers |
|------|----------------|--------------|------|-----|---------------------------------|------|----------------|--------------|------|-----|---|
| 1987 | North Carolina | L, 0-3 | N1 | SF | none | 2008 | Duke | W, 4-2 | N6 | QF | Poole 2, Ownby 2 |
| 1988 | N.C. State | T, 0-0 (2ot) | N2 | SF | none ¹ | | Wake Forest | W, 3-2 | N6 | SF | Villanueva, Neinken, Poole |
| | North Carolina | W, 2-1 | N2 | F | Fallon, Yorks | | Maryland | L, 0-1 | N6 | F | none |
| 1989 | Duke | L, 0-1 | A | SF | none | 2009 | Maryland | W, 1-0 | N6 | QF | Tchani |
| 1990 | North Carolina | W, 3-0 | N1 | QF | Brannan, Crawley, Kelderman | | Wake Forest | T, 0-0 | N6 | SF | none ⁵ |
| | Wake Forest | T, 0-0 (2ot) | N1 | SF | none ¹ | | NC State | W, 1-0 | N6 | F | Bates |
| | N.C. State | L, 1-2 | N1 | F | Crawley | 2010 | Wake Forest | W, 1-0 | N6 | QF | Jumper |
| 1991 | North Carolina | W, 1-0 | A | SF | Bates | | Maryland | L, 0-2 | N6 | SF | none |
| | Wake Forest | W, 3-1 | N3 | F | Reyna, Champ, Crawley | 2011 | Wake Forest | W, 4-3 (2ot) | H | QF | Jumper, Ownby, Span 2 |
| 1992 | North Carolina | W, 2-0 | A | SF | Silvera, Friends | | North Carolina | L, 0-1 (ot) | N6 | SF | none |
| | Clemson | W, 4-2 | N3 | F | own goal, Bates, Imler, Friends | 2012 | Wake Forest | T, 2-2 (2ot) | A | QF | Carroll, Bird |
| 1993 | Wake Forest | W, 4-0 | N3 | QF | Friends 2, Fisher, Wood | | North Carolina | T, 0-0 (2ot) | N7 | SF | none ⁶ |
| | Duke | W, 1-0 | N3 | SF | Bates | 2013 | Wake Forest | W, 1-0 (ot) | A | QF | Wharton |
| | Clemson | W, 2-1 | N3 | F | Reyna, Friends | | Notre Dame | T, 3-3 (2ot) | N7 | SF | Wharton, Salandy-Defour, Corriveau ⁷ |
| 1994 | Wake Forest | W, 2-0 | N2 | QF | Friends, Wood | | Maryland | L, 0-1 | N7 | F | none |
| | Clemson | T, 2-2 (2ot) | A | SF | Friends, Silvera No. | 2014 | Virginia Tech | W, 1-0 | H | 1st | Wharton |
| | Duke | W, 1-0 | N2 | F | Fisher | | Notre Dame | L, 0-3 | A | QF | none |
| 1995 | Duke | W, 4-1 | A | SF | Feary, Shapowal, Walsh, | 2015 | Notre Dame | L, 0-1 | A | QF | none |
| | Clemson | W, 1-0 | N1 | F | Prisco | 2016 | NC State | W, 1-0 | H | 1st | Aguilar |
| 1996 | Duke | W, 3-2 (2ot) | H | SF | Walsh 2, Leonard | | Louisville | L, 0-1 | A | QF | none |
| | Maryland | L, 0-2 | H | F | none | 2017 | Boston College | W, 4-0 | H | 1st | Own, Aguilar 2, Opoku |
| 1997 | North Carolina | W, 4-0 | N4 | QF | Leonard, Olsen, West, | | Louisville | T, 0-0 (2ot) | A | QF | none ⁸ |
| | Wake Forest | W, 2-1 | N4 | SF | Albright | | Notre Dame | W, 2-1 | H | SF | Afamefuna, Bell |
| | Maryland | W, 2-0 | N4 | F | Olsen 2 | | Wake Forest | T, 0-0 (2ot) | N8 | F | none ⁹ |
| 1998 | N.C. State | W, 4-0 (ot) | N5 | QF | Green, Albright, Trout, Bush | 2018 | Pittsburgh | L, 0-2 | H | 1st | none |
| | Duke | L, 1-3 (ot) | N5 | SF | Bush | 2019 | Syracuse | W, 2-1 | H | QF | Bell, Crofts |
| 1999 | Maryland | W, 2-0 | N5 | QF | Trout, Barnes | | Wake Forest | W, 1-0 | H | SF | Crofts |
| | Wake Forest | W, 2-1 | N5 | SF | Trout 2 | | Clemson | W, 3-1 | N6 | F | Gunnarsson, Happi Kamseu, Afamefuna |
| | Duke | L, 1-2 (3ot) | N5 | F | Martino | 2020 | Wake Forest | W, 2-0 | A | QF | Happi Kamseu 2 |
| 2000 | N.C. State | W, 1-0 | N5 | QF | own goal | | Clemson | L, 1-2 | N3 | SF | Gunnarsson |
| | Duke | W, 3-0 | N5 | SF | Cole, Gibbs 2 | 2021 | Wake Forest | L, 0-3 | A | 1st | none |
| | North Carolina | L, 0-1 (ot) | N5 | F | none | 2022 | Pittsburgh | W, 1-0 | H | QF | Miller |
| 2001 | Wake Forest | W, 1-0 (ot) | N2 | SF | Martino | | Syracuse | T, 2-2 | A | SF | Ueland, Afonso ¹⁰ |
| | Clemson | L, 0-1 | N2 | F | none | 2023 | Syracuse | T, 1-1 | H | QF | Afonso ¹¹ |
| 2002 | Duke | W, 4-1 | N6 | QF | Kelly, Gibbs, Eskandarian 2 | | | | | | |
| | Wake Forest | W, 1-0 | N6 | SF | own goal | | | | | | |
| | Maryland | L, 0-3 | N6 | F | none | | | | | | |
| 2003 | Clemson | T, 0-0 | N6 | QF | none ² | | | | | | |
| | Wake Forest | W, 1-0 | N6 | SF | own goal | | | | | | |
| | Maryland | T, 1-1 | N6 | F | Hartman ³ | | | | | | |
| 2004 | Duke | W, 3-1 | N6 | QF | Hartman, Freeman, Littlefield | | | | | | |
| | Wake Forest | W, 2-1 | N6 | SF | Cristman, Littlefield | | | | | | |
| | Maryland | W, 2-1 | N6 | F | Cristman, Barlow | | | | | | |
| 2005 | Clemson | L, 1-4 | N6 | QF | Reyering | | | | | | |
| 2006 | Clemson | W, 2-0 | N7 | QF | Reyering, Cristman | | | | | | |
| | Wake Forest | T, 0-0 (2ot) | N7 | SF | none ⁴ | | | | | | |
| 2007 | NC State | W, 4-1 | N6 | 1st | Tierney 2, Villanueva, Mitchell | | | | | | |
| | Boston College | L, 0-1 | N6 | QF | none | | | | | | |

All-Time ACC Tournament Record: 46-20-14 (.662)

¹Virginia advanced with a 4-2 margin in the penalty kick shootout.²Virginia advanced with a 3-1 margin in the penalty kick shootout³Virginia claimed the ACC title after nine rounds in the penalty kick shootout.⁴Wake Forest advanced with a 4-3 margin in the penalty kick shootout.⁵Virginia advanced with a 5-4 margin in the penalty kick shootout.⁶UNC advanced with a 4-3 margin in the penalty kick shootout⁷Virginia advanced with a 4-3 margin in the penalty kick shootout⁸Virginia advanced with a 4-3 margin in the penalty kick shootout⁹Wake Forest claimed the ACC title after six rounds (4-3) in the penalty kick shootout.¹⁰Syracuse advanced with a 5-3 margin in the penalty kick shootout¹¹Syracuse advanced with a 4-3 margin in the penalty kick shootout

Key to neutral sites: N1—Durham, N.C.; N2—Clemson, S.C.; N3—Chapel Hill, N.C.;

N4—Kissimmee, Fla.; N5—Winston-Salem, N.C.; N6—Cary, N.C.; N7—Germantown, Md.; N8—Charleston, S.C.

NCAA CHAMPIONSHIP HISTORY

| 7 NCAA CHAMPIONSHIPS | | | | NCAA CHAMPIONSHIPS | | | | NCAA TOURNAMENT APPEARANCES | | | | NCAA COLLEGE CUP APPEARANCES | | | | NCAA COLLEGE CUP APPEARANCES | | | |
|----------------------|------|--|--|-----------------------|--|--|--|-----------------------------|--|--|--|------------------------------|--|--|--|------------------------------|------|------|--|
| 1989 | 2009 | | | 1. Saint Louis, 10 | | | | 1. Saint Louis, 49 | | | | 1. Indiana, 21 | | | | 1983 | 1994 | 2013 | |
| 1991 | 2014 | | | 2. Indiana, 8 | | | | 2. UCLA, 47 | | | | 2. Saint Louis, 16 | | | | 1989 | 1995 | 2014 | |
| 1992 | | | | 3. VIRGINIA, 7 | | | | Indiana, 47 | | | | 3. UCLA, 14 | | | | 1991 | 1997 | | |
| 1993 | | | | 4. UCLA, 4 | | | | 4. VIRGINIA, 43 | | | | 4. Maryland, 14 | | | | 1992 | 2019 | | |
| 1994 | | | | Clemson, 4 | | | | 5. Maryland, 39 | | | | 5. VIRGINIA, 13 | | | | 1993 | 2006 | | |
| | | | | San Francisco, 4 | | | | | | | | | | | | 2009 | | | |
| | | | | Maryland, 4 | | | | | | | | | | | | | | | |

| Year | Seed | Opponent (seed) | Score | Site | Rd | UVA Scorers | Year | Seed | Opponent (seed) | Score | Site | Rd | UVA Scorers |
|------|------|-----------------|--------------|------|-----|-----------------------------------|------|------|--------------------|--------------|------|-----|--|
| 1969 | - | Maryland | L, 0-5 | A | 1st | none | 2000 | 5 | Lehigh | W, 5-0 | H | 1st | Kelly 2, Eskandarian, Totten, Solomon |
| 1979 | - | American | L, 0-1 | H | 2nd | none | | | St. John's | W, 2-1 | H | 2nd | Gibbs, Totten |
| 1981 | - | West Virginia | L, 1-2 | H | 2nd | Brillhart | | | Creighton | L, 0-3 | H | QF | none |
| 1982 | - | George Mason | L, 0-1 | H | 2nd | none | 2001 | 2 | Seton Hall | L, 0-1 | H | 2nd | none |
| 1983 | - | William & Mary | W, 2-1 | H | 2nd | Gaffney, Gelnovatch | 2002 | 6 | William & Mary | L, 1-1 (2ot) | H | 2nd | Eskandarian∞ |
| | | San Francisco | W, 3-2 | H | QF | Gaffney 2, Salladin | 2003 | - | Seton Hall | W, 2-0 | H | 1st | Cristman, Holder |
| | | Indiana | L, 1-3 | A | SF | Gaffney | | | Wake Forest (3) | W, 2-0 | A | 2nd | Cristman, Littlefield |
| 1984 | - | American | W, 1-0 (2ot) | H | 2nd | none * | | | Creighton | L, 1-3 | H | 3rd | Cristman |
| | | Clemson | L, 0-1 | H | QF | none | 2004 | 4 | American | W, 2-1 | H | 2nd | Freeman, Hall |
| 1985 | - | George Mason | L, 0-1 | H | 1st | none | | | New Mexico (13) + | T, 1-1 | H | 3rd | Barlow |
| 1986 | - | Loyola (Md.) | L, 0-1 | H | 1st | none | | | Duke | L, 0-3 | H | QF | none |
| 1987 | - | George Mason | W, 2-0 | H | 1st | Del Carmen, Platenberg | 2005 | 13 | USF ^ | T, 4-4 | H | 2nd | Murphy 2, Vide, Reyerer |
| | | Loyola (Md.) | L, 0-1 | A | 2nd | none | | | North Carolina (4) | L, 1-2 | A | 3rd | Reyerer |
| 1988 | - | FDU | W, 1-0 | H | 2nd | Fallon | 2006 | 4 | Bucknell | W, 4-0 | H | 2nd | Cristman, Colaluca, Holder, Villanueva |
| | | Howard | L, 2-3 (2ot) | H | QF | Fallon, J. Agoos | | | California (13) | W, 2-1 | H | 3rd | Reyerer 2 |
| 1989 | - | Phila. Textile | W, 4-1 | H | 2nd | Yorks 3, Kelderman | | | Notre Dame (12) | W, 3-2 | H | QF | Cristman 2, Reyerer |
| | | South Carolina | W, 1-0 (2ot) | H | QF | Kelderman | 2007 | - | St. Peter's | W, 3-1 | H | 1st | Tierney, LaBaux, J. Barlow |
| | | Rutgers | W, 3-0 | A | SF | Maessner 2, Kunihiro | | | West Virginia (15) | L, 0-1 | A | 2nd | none |
| | | Santa Clara | T, 1-1 (4ot) | N1 | F | Fallon ~ | 2008 | 10 | Connecticut | L, 0-2 | H | 2nd | none |
| 1990 | - | Richmond | W, 1-0 | H | 1st | Crawley | 2009 | 2 | Bucknell | W, 5-0 | H | 2nd | Bates 3, Jumper, Tchani |
| | | North Carolina | W, 3-1 | H | 2nd | Kunihiro, Yorks, Kelderman | | | Portland | W, 1-0 | H | 3rd | Dimas |
| | | N.C. State | L, 1-2 (2ot) | A | QF | J. Agoos % | | | Maryland | W, 3-0 | H | QF | Barlow, Bates, Evans |
| 1991 | - | Hartford | W, 2-1 (4ot) | H | 2nd | Reyna, Wood | | | Wake Forest (3) | W, 2-1 (ot) | N6 | SF | Tchani, Ownby |
| | | Yale | W, 2-0 | H | QF | Crawley, Reyna | 2010 | - | Akron (1) | W, 0-0 (2ot) | N6 | F | none () |
| | | Saint Louis | W, 3-2 (3ot) | N2 | SF | Crawley 2, Wood | 2011 | - | Old Dominion | L, 0-1 | H | 1st | none |
| | | Santa Clara | T, 0-0 (4ot) | N2 | F | none \$ | 2012 | - | Delaware | L, 0-1 (2ot) | H | 1st | none |
| 1992 | - | Penn State | W, 4-1 | H | 2nd | Reyna 2, Bates, own goal | | | Lafayette | W, 1-0 | H | 1st | Bates |
| | | Dartmouth | W, 3-0 | H | QF | Wood 2, Brannan | 2013 | 8 | New Mexico (13) | L, 1-3 | A | 2nd | Brown |
| | | Duke | W, 3-0 | N3 | SF | Crawley, Wood, Bates | | | St. John's | W, 2-0 | H | 2nd | Zinkhan, Bird |
| | | San Diego | W, 2-0 | N3 | F | Friends, Imler | | | Marquette (9) | W, 3-1 | H | 3rd | Thomsen, Madison, Wharton |
| 1993 | - | William & Mary | W, 2-1 | H | 1st | Fisher, Reid | 2014 | 16 | Connecticut | W, 2-1 | H | QF | Zinkhan, Allen |
| | | Loyola (Md.) | W, 2-1 | H | 2nd | Wood, Reyna | | | Maryland (5) | L, 1-2 | N7 | SF | Wharton |
| | | Wisconsin | W, 3-0 | H | QF | Wood 2, Peay | | | UNC Wilmington | W, 3-1 | H | 2nd | Hayward, Rozhansky, McCord |
| | | Princeton | W, 3-1 | N3 | SF | Friends 3 | | | Notre Dame (1) | W, 1-0 | A | 3rd | Corriveau |
| | | South Carolina | W, 2-0 | N3 | F | Friends 2 | | | Georgetown (8) | T, 1-1 (2ot) | A | QF | Wharton |
| 1994 | 3 | UNC Greensboro | W, 3-0 | H | 1st | Fitzmaurice, Nix, Fisher | | | UMBC | W, 1-0 | N6 | SF | Madison |
| | | Maryland | W, 2-1 | H | 2nd | Wood, Friends | | | UCLA (2) | W, 0-0 (2ot) | N6 | F | none ! |
| | | James Madison | W, 4-1 | H | QF | Wood 3, Friends | | | Rider | W, 2-0 | H | 1st | Salandy-Defour, Rozhansky |
| | | Rutgers | W, 2-1 | N3 | SF | Silvera, Walsh | | | Maryland (10) | L, 0-1 | A | 2nd | none |
| | | Indiana (1) | W, 1-0 | N3 | F | Wood | 2016 | 12 | Vermont | W, 2-1 (2ot) | H | 2nd | Foss, Aguilar |
| 1995 | 1 | Rhode Island | W, 2-1 | H | 1st | Walsh, Fisher | | | Stanford (5) | L, 0-1 (2ot) | A | 3rd | none |
| | | Hartwick | W, 4-0 | H | 2nd | Shapowal 2, Fisher 2 | 2017 | 11 | Fordham | L, 0-1 | H | 2nd | none |
| | | Brown | W, 4-1 | H | QF | Fisher 2, Feary, Walsh | 2018 | 10 | Furman | W, 2-0 | H | 2nd | Crofts 2 |
| | | Duke | L, 2-3 | N4 | SF | Feary, Leonard | | | Notre Dame (7) | L, 0-1 (ot) | A | 3rd | none |
| 1996 | - | George Mason | L, 0-1 | H | 1st | none | 2019 | 1 | Campbell | W, 2-0 | H | 2nd | Patton, Crofts |
| 1997 | 2 | Howard | W, 3-0 | H | 1st | Olsen, Albright, Leonard | | | Saint John's (16) | W, 3-0 | H | 3rd | Ueland 2 |
| | | Georgetown | W, 5-1 | H | 2nd | Olsen 2, Leonard, Trout, O'Donnel | | | SMU (8) | W, 3-2 (ot) | H | QF | Gunnarsson, Bell 2 |
| | | American (7) | W, 2-1 (2ot) | H | QF | West, Albright | | | Wake Forest (4) | W, 2-1 | N6 | SF | Dike 2 |
| | | Saint Louis | W, 3-1 | N4 | SF | Olsen 2, West | | | Georgetown (3) | L, 3-3 (2ot) | N6 | F | Bell, Steedman, Dike < |
| | | UCLA (5) | L, 0-2 | N4 | F | none | 2022 | 4 | Marshall | T, 1-1 (2ot) | H | 2nd | Horton |
| 1998 | 2 | Rider | W, 3-0 | H | 1st | Trout, Barnes, Albright | 2023 | 7 | FIU | W, 2-1 (ot) | H | 2nd | Afonso 2 |
| | | South Carolina | W, 1-0 | H | 2nd | Barnes | | | Indiana | L, 0-1 | H | 3rd | none |
| | | Stanford | L, 0-3 | H | QF | none | | | | | | | |
| 1999 | 6 | Princeton | W, 2-1 (3ot) | H | 1st | Martino, O'Donnell | | | | | | | |
| | | Brown | W, 3-1 | H | 2nd | Gibbs, Martino, Barnes | | | | | | | |
| | | UCLA | L, 0-2 | H | QF | none | | | | | | | |

ALL-TIME NCAA TOURNAMENT RECORD

68-35-6 (H: 53-20-3; A: 3-10-1; N: 13-5-2)

Key to neutral sites: N1—New Brunswick, N.J.; N2—Tampa, Fla.; N3—Davidson, N.C.; N4—Richmond, Va.; N5—St. Louis, Mo.; N6—Cary, N.C.; N7—Chester, Pa.

* Game was a 0-0 draw, but Virginia was awarded a 1-0 victory after winning 4-2 in the penalty kick shootout.

~ Virginia and Santa Clara declared co-national champions.

% Game was a 1-1 draw, but N.C. State was awarded a 2-1 victory after winning 7-6 in the penalty kick shootout.

\$ UVA declared national champion after winning 3-1 in the penalty kick shootout.

∞ Game resulted in a loss for Virginia because in 2002, a draw in the NCAA Tournament resulted in a loss for the team that did not advance after penalty kicks.

+ UVA advanced to the quarterfinals after winning the penalty kick shootout, 6-5.

^ UVA advanced to the 3rd round after winning the penalty kick shootout, 7-6.

() Game was a 0-0 draw, but Virginia was awarded the victory after winning 3-2 in the penalty kick shootout.

! Game was a 0-0 draw, but Virginia was awarded the victory after winning 4-2 in the penalty kick shootout

< Georgetown declared national champion after winning 7-6 in the penalty kick shootout, officially a loss for Virginia per NCAA rule

> Game was a 1-1 draw, but Marshall advanced after winning 5-3 in the penalty kick shootout

ACC TOURNAMENT BRACKET

2024 ACC MEN'S SOCCER CHAMPIONSHIP




**WEDNESDAY
NOVEMBER 6**
Campus Sites
FIRST ROUND

**SUNDAY
NOVEMBER 10**
Campus Sites
QUARTERFINALS

**THURSDAY
NOVEMBER 14**
Cary, N.C.;
WakeMed Soccer Park
SEMIFINALS

**SUNDAY
NOVEMBER 17**
Cary, N.C.;
WakeMed Soccer Park
FINAL



ALL TIMES EASTERN

All ACC Tournament games also will be available via the ESPN app.

CAREER STATS (SEASON BY SEASON)



Virginia Men's Soccer
Individual Career Summaries
All games

Page 1/17
as of Nov 07, 2024

AKOUM, Victor

| SEASON | TEAM | GP-GS | Min. | G | A | Pts | Shot | Shot% | SOG | SOG% | GW | PK-Att |
|--------------|------|---------------|---------------|----------|----------|----------|----------|-------------|----------|-------------|----------|--------------|
| 2024-25 | UVa | 12 - 8 | 651:27 | 1 | 0 | 2 | 5 | .200 | 1 | .200 | 1 | 0 - 0 |
| TOTAL | | 12 - 8 | 651:27 | 1 | 0 | 2 | 5 | .200 | 1 | .200 | 1 | 0 - 0 |

Single Game Highs

| Statistic | Value |
|-----------|------------------------------|
| Points | 2 vs Syracuse 10/19/24 |
| Goals | 1 vs Syracuse 10/19/24 |
| Shots | 2 vs UNC Greensboro 10/01/24 |

ALEM, Ignacio

| SEASON | TEAM | GP-GS | Min. | G | A | Pts | Shot | Shot% | SOG | SOG% | GW | PK-Att |
|--------------|------|---------------|---------------|----------|----------|----------|----------|-------------|----------|-------------|----------|--------------|
| 2023-24 | UVa | 5 - 0 | 56:01 | 0 | 0 | 0 | 0 | .000 | 0 | .000 | 0 | 0 - 0 |
| 2024-25 | UVa | 6 - 0 | 142:22 | 0 | 0 | 0 | 2 | .000 | 1 | .500 | 0 | 0 - 0 |
| TOTAL | | 11 - 0 | 198:23 | 0 | 0 | 0 | 2 | .000 | 1 | .500 | 0 | 0 - 0 |

Single Game Highs

| Statistic | Value |
|-----------|-----------------------|
| Shots | 2 vs Colgate 08/25/24 |

BATROUNI, Joey

| SEASON | TEAM | GP-GS | Min. | G | A | Pts | Shot | Shot% | SOG | SOG% | GW | PK-Att |
|----------------------|------|----------------|----------------|----------|----------|----------|----------|-------------|----------|-------------|----------|--------------|
| 2021-22 | CCU | 9 - 8 | 558:53 | 0 | 0 | 0 | 0 | .000 | 0 | .000 | 0 | 0 - 0 |
| 2022-23 | CCU | 14 - 14 | 1202:26 | 0 | 1 | 1 | 0 | .000 | 0 | .000 | 0 | 0 - 0 |
| 2023-24 | UVa | 12 - 12 | 1120:00 | 0 | 0 | 0 | 0 | .000 | 0 | .000 | 0 | 0 - 0 |
| 2024-25 | UVa | 17 - 17 | 1384:01 | 0 | 0 | 0 | 0 | .000 | 0 | .000 | 0 | 0 - 0 |
| TOTAL FOR UVa | | 29 - 29 | 2504:01 | 0 | 0 | 0 | 0 | .000 | 0 | .000 | 0 | 0 - 0 |
| TOTAL | | 52 - 51 | 4265:20 | 0 | 1 | 1 | 0 | .000 | 0 | .000 | 0 | 0 - 0 |

| SEASON | TEAM | GP-GS | Minutes | GA | GAAvg | Saves | Save% | W | L | T | SHO/CBO |
|----------------------|------|----------------|----------------|-----------|-------------|------------|-------------|-----------|-----------|-----------|-------------|
| 2021-22 | CCU | 9 - 8 | 558:53 | 7 | 1.13 | 26 | .788 | 1 | 2 | 2 | 1/1 |
| 2022-23 | CCU | 14 - 14 | 1203:14 | 22 | 1.65 | 45 | .672 | 3 | 5 | 6 | 3/0 |
| 2023-24 | UVa | 12 - 12 | 1120:00 | 10 | 0.81 | 48 | .828 | 7 | 2 | 3 | 4/0 |
| 2024-25 | UVa | 17 - 17 | 1384:01 | 16 | 1.05 | 47 | .746 | 8 | 5 | 3 | 4/1 |
| TOTAL FOR UVa | | 29 - 29 | 2504:01 | 26 | 0.94 | 95 | .785 | 15 | 7 | 6 | 8/1 |
| TOTAL | | 52 - 51 | 4266:08 | 55 | 1.17 | 166 | .751 | 19 | 14 | 14 | 12/2 |

Single Game Highs

| Statistic | Value |
|-----------|---------------------------|
| Points | 1 vs USC Upstate 08/25/22 |

CAREER STATS (SEASON BY SEASON)



Virginia Men's Soccer
Individual Career Summaries
All games

Page 2/17
as of Nov 07, 2024

| Statistic | Value | |
|-----------|-------|-------------------------|
| Assists | 1 | vs USC Upstate 08/25/22 |
| Saves | 13 | vs Syracuse 11/05/23 |

CAREER STATS (SEASON BY SEASON)



Virginia Men's Soccer
Individual Career Summaries
All games

Page 3/17
as of Nov 07, 2024

BEAUVOIS, Triton

| SEASON | TEAM | GP-GS | Min. | G | A | Pts | Shot | Shot% | SOG | SOG% | GW | PK-Att |
|--------------|------|----------------|----------------|----------|----------|----------|-----------|-------------|----------|-------------|----------|--------------|
| 2022-23 | UVa | 14 - 1 | 332:18 | 2 | 1 | 5 | 3 | .667 | 3 | 1.000 | 1 | 1 - 1 |
| 2023-24 | UVa | 5 - 0 | 93:53 | 0 | 0 | 0 | 3 | .000 | 2 | .667 | 0 | 0 - 0 |
| 2024-25 | UVa | 15 - 9 | 713:04 | 1 | 2 | 4 | 9 | .111 | 2 | .222 | 0 | 0 - 0 |
| TOTAL | | 34 - 10 | 1139:15 | 3 | 3 | 9 | 15 | .200 | 7 | .467 | 1 | 1 - 1 |

Single Game Highs

| Statistic | Value | |
|-----------|-------|---|
| Points | 3 | at NC State 11/06/24 |
| Goals | 1 | vs La Salle 09/13/22, at Clemson 10/15/22, at NC State 11/06/24 |
| Assists | 1 | vs Virginia Tech 09/09/22, vs Saint Joseph's 08/29/24, at NC State 11/06/24 |
| Shots | 2 | vs George Mason 08/31/23, vs UNC Greensboro 10/01/24, vs Mary Washington 10/30/24 |

BRIZUELA, Joaquín

| SEASON | TEAM | GP-GS | Min. | G | A | Pts | Shot | Shot% | SOG | SOG% | GW | PK-Att |
|--------------|------|----------------|---------------|----------|----------|----------|-----------|-------------|----------|-------------|----------|--------------|
| 2024-25 | UVa | 13 - 10 | 527:16 | 4 | 1 | 9 | 11 | .364 | 6 | .545 | 1 | 0 - 0 |
| TOTAL | | 13 - 10 | 527:16 | 4 | 1 | 9 | 11 | .364 | 6 | .545 | 1 | 0 - 0 |

Single Game Highs

| Statistic | Value | |
|-----------|-------|-----------------------------|
| Points | 4 | vs Mary Washington 10/30/24 |
| Goals | 2 | vs Mary Washington 10/30/24 |
| Assists | 1 | vs Virginia Tech 10/04/24 |
| Shots | 4 | vs Mary Washington 10/30/24 |

BURNS, Luke

| SEASON | TEAM | GP-GS | Min. | G | A | Pts | Shot | Shot% | SOG | SOG% | GW | PK-Att |
|--------------|------|---------------|---------------|----------|----------|----------|----------|-------------|----------|-------------|----------|--------------|
| 2024-25 | UVa | 12 - 5 | 344:52 | 2 | 0 | 4 | 8 | .250 | 4 | .500 | 1 | 0 - 0 |
| TOTAL | | 12 - 5 | 344:52 | 2 | 0 | 4 | 8 | .250 | 4 | .500 | 1 | 0 - 0 |

Single Game Highs

| Statistic | Value | |
|-----------|-------|--|
| Points | 2 | vs UNC Greensboro 10/01/24, vs American 10/15/24 |
| Goals | 1 | vs UNC Greensboro 10/01/24, vs American 10/15/24 |
| Shots | 3 | at California 09/21/24 |

CAREER STATS (SEASON BY SEASON)



Virginia Men's Soccer
Individual Career Summaries
All games

Page 4/17
as of Nov 07, 2024

CORDOVA, Cesar

| SEASON | TEAM | GP-GS | Min. | G | A | Pts | Shot | Shot% | SOG | SOG% | GW | PK-Att |
|--------------|------|---------------|---------------|----------|----------|----------|-----------|-------------|----------|-------------|----------|--------------|
| 2023-24 | UVa | 4 - 0 | 41:16 | 0 | 0 | 0 | 0 | .000 | 0 | .000 | 0 | 0 - 0 |
| 2024-25 | UVa | 13 - 5 | 542:49 | 0 | 2 | 2 | 13 | .000 | 3 | .231 | 0 | 0 - 0 |
| TOTAL | | 17 - 5 | 584:05 | 0 | 2 | 2 | 13 | .000 | 3 | .231 | 0 | 0 - 0 |

Single Game Highs

| Statistic | Value | |
|-----------|-------|-----------------------------|
| Points | 2 | vs Mary Washington 10/30/24 |
| Assists | 2 | vs Mary Washington 10/30/24 |
| Shots | 4 | vs Rider 08/22/24 |

DANG, Nick

| SEASON | TEAM | GP-GS | Min. | G | A | Pts | Shot | Shot% | SOG | SOG% | GW | PK-Att |
|----------------------|------|----------------|----------------|-----------|----------|-----------|-----------|-------------|-----------|-------------|----------|--------------|
| 2021-22 | Lips | 1 - 0 | 01:58 | 0 | 0 | 0 | 0 | .000 | 0 | .000 | 0 | 0 - 0 |
| 2022-23 | Lips | 17 - 17 | 1545:32 | 1 | 0 | 2 | 13 | .077 | 6 | .462 | 0 | 0 - 0 |
| 2023-24 | Lips | 18 - 18 | 1619:29 | 3 | 3 | 9 | 19 | .158 | 8 | .421 | 0 | 0 - 0 |
| 2024-25 | UVa | 17 - 17 | 1429:44 | 6 | 0 | 12 | 14 | .429 | 8 | .571 | 1 | 1 - 2 |
| TOTAL FOR UVa | | 17 - 17 | 1429:44 | 6 | 0 | 12 | 14 | .429 | 8 | .571 | 1 | 1 - 2 |
| TOTAL | | 53 - 52 | 4596:43 | 10 | 3 | 23 | 46 | .217 | 22 | .478 | 1 | 1 - 2 |

Single Game Highs

| Statistic | Value | |
|-----------|-------|------------------------|
| Points | 2 | 11 times |
| Goals | 1 | 10 times |
| Assists | 2 | at Bellarmine 09/23/23 |
| Shots | 4 | vs Belmont 10/10/23 |

EBBINGE, Willem

| SEASON | TEAM | GP-GS | Min. | G | A | Pts | Shot | Shot% | SOG | SOG% | GW | PK-Att |
|----------------------|------|----------------|----------------|----------|-----------|-----------|-----------|-------------|-----------|-------------|----------|--------------|
| 2019-20 | HU | 13 - 13 | 1112:11 | 2 | 2 | 6 | 14 | .143 | 10 | .714 | 0 | 1 - 1 |
| 2021-22 | HU | 15 - 14 | 980:08 | 2 | 10 | 14 | 35 | .057 | 19 | .543 | 0 | 0 - 0 |
| 2022-23 | HU | 16 - 16 | 1049:01 | 3 | 11 | 17 | 41 | .073 | 17 | .415 | 0 | 0 - 0 |
| 2023-24 | HU | 5 - 4 | 259:33 | 1 | 5 | 7 | 5 | .200 | 4 | .800 | 0 | 1 - 1 |
| TOTAL FOR UVa | | 0 - 0 | 00:00 | 0 | 0 | 0 | 0 | .000 | 0 | .000 | 0 | 0 - 0 |
| TOTAL | | 49 - 47 | 3400:53 | 8 | 28 | 44 | 95 | .084 | 50 | .526 | 0 | 2 - 2 |

Single Game Highs

| Statistic | Value | |
|-----------|-------|-----------------------|
| Points | 4 | at Fairfield 09/19/23 |

CAREER STATS (SEASON BY SEASON)



Virginia Men's Soccer
Individual Career Summaries
All games

Page 5/17
as of Nov 07, 2024

| Statistic | Value | |
|-----------|-------|--|
| Goals | 1 | 8 times |
| Assists | 4 | at Fairfield 09/19/23 |
| Shots | 8 | at Merrimack 09/20/22, vs Brown 10/16/21 |

CAREER STATS (SEASON BY SEASON)



Virginia Men's Soccer
Individual Career Summaries
All games

Page 6/17
as of Nov 07, 2024

FAUPEL, Anthony

| SEASON | TEAM | GP-GS | Min. | G | A | Pts | Shot | Shot% | SOG | SOG% | GW | PK-Att |
|--------------|------|--------------|--------------|----------|----------|----------|----------|-------------|----------|-------------|----------|--------------|
| 2024-25 | UVa | 1 - 0 | 10:59 | 0 | 0 | 0 | 1 | .000 | 0 | .000 | 0 | 0 - 0 |
| TOTAL | | 1 - 0 | 10:59 | 0 | 0 | 0 | 1 | .000 | 0 | .000 | 0 | 0 - 0 |

Single Game Highs

| Statistic | Value |
|-----------|------------------------------|
| Shots | 1 vs Saint Joseph's 08/29/24 |

GASHI, Albin

| SEASON | TEAM | GP-GS | Min. | G | A | Pts | Shot | Shot% | SOG | SOG% | GW | PK-Att |
|--------------|------|----------------|----------------|----------|----------|-----------|-----------|-------------|----------|-------------|----------|--------------|
| 2022-23 | UVa | 16 - 13 | 973:19 | 1 | 2 | 4 | 8 | .125 | 3 | .375 | 0 | 0 - 0 |
| 2023-24 | UVa | 18 - 15 | 1064:15 | 1 | 1 | 3 | 15 | .067 | 3 | .200 | 1 | 0 - 0 |
| 2024-25 | UVa | 16 - 16 | 1323:29 | 1 | 2 | 4 | 18 | .056 | 3 | .167 | 1 | 0 - 0 |
| TOTAL | | 50 - 44 | 3361:04 | 3 | 5 | 11 | 41 | .073 | 9 | .220 | 2 | 0 - 0 |

Single Game Highs

| Statistic | Value |
|-----------|--|
| Points | 2 vs James Madison 09/01/22, vs NC State 09/16/23, vs Virginia Tech 10/04/24 |
| Goals | 1 vs Virginia Tech 10/04/24, vs NC State 09/16/23, vs James Madison 09/01/22 |
| Assists | 1 5 times |
| Shots | 4 at California 09/21/24 |

HOWARD, Grant

| SEASON | TEAM | GP-GS | Min. | G | A | Pts | Shot | Shot% | SOG | SOG% | GW | PK-Att |
|----------------------|------|----------------|----------------|----------|----------|----------|----------|-------------|----------|-------------|----------|--------------|
| 2022-23 | VT | 18 - 17 | 1452:35 | 0 | 0 | 0 | 4 | .000 | 2 | .500 | 0 | 0 - 0 |
| 2023-24 | VT | 16 - 16 | 1360:07 | 0 | 0 | 0 | 0 | .000 | 0 | .000 | 0 | 0 - 0 |
| 2024-25 | UVa | 6 - 5 | 389:06 | 0 | 1 | 1 | 2 | .000 | 0 | .000 | 0 | 0 - 0 |
| TOTAL FOR UVa | | 6 - 5 | 389:06 | 0 | 1 | 1 | 2 | .000 | 0 | .000 | 0 | 0 - 0 |
| TOTAL | | 40 - 38 | 3201:48 | 0 | 1 | 1 | 6 | .000 | 2 | .333 | 0 | 0 - 0 |

Single Game Highs

| Statistic | Value |
|-----------|------------------------|
| Points | 1 vs American 10/15/24 |
| Assists | 1 vs American 10/15/24 |
| Shots | 1 6 times |

CAREER STATS (SEASON BY SEASON)



Virginia Men's Soccer
Individual Career Summaries
All games

Page 7/17
as of Nov 07, 2024

HOWARD, Michael

| SEASON | TEAM | GP-GS | Min. | G | A | Pts | Shot | Shot% | SOG | SOG% | GW | PK-Att |
|--------------|------|--------------|--------------|----------|----------|----------|----------|-------------|----------|-------------|----------|--------------|
| 2024-25 | UVa | 3 - 0 | 69:01 | 0 | 0 | 0 | 1 | .000 | 0 | .000 | 0 | 0 - 0 |
| TOTAL | | 3 - 0 | 69:01 | 0 | 0 | 0 | 1 | .000 | 0 | .000 | 0 | 0 - 0 |

Single Game Highs

| Statistic | Value |
|-----------|-------------------------------|
| Shots | 1 vs Mary Washington 10/30/24 |

HUNTER, Matthew

| SEASON | TEAM | GP-GS | Min. | G | A | Pts | Shot | Shot% | SOG | SOG% | GW | PK-Att |
|--------------|------|--------------|--------------|----------|----------|----------|----------|-------------|----------|-------------|----------|--------------|
| 2022-23 | UVa | 2 - 0 | 32:29 | 0 | 0 | 0 | 0 | .000 | 0 | .000 | 0 | 0 - 0 |
| TOTAL | | 2 - 0 | 32:29 | 0 | 0 | 0 | 0 | .000 | 0 | .000 | 0 | 0 - 0 |

LAMBE, Brendan

| SEASON | TEAM | GP-GS | Min. | G | A | Pts | Shot | Shot% | SOG | SOG% | GW | PK-Att |
|--------------|------|----------------|----------------|----------|----------|----------|-----------|-------------|----------|-------------|----------|--------------|
| 2023-24 | UVa | 18 - 2 | 684:35 | 0 | 0 | 0 | 5 | .000 | 0 | .000 | 0 | 0 - 0 |
| 2024-25 | UVa | 17 - 17 | 1360:21 | 1 | 0 | 2 | 13 | .077 | 3 | .231 | 0 | 1 - 1 |
| TOTAL | | 35 - 19 | 2044:56 | 1 | 0 | 2 | 18 | .056 | 3 | .167 | 0 | 1 - 1 |

Single Game Highs

| Statistic | Value |
|-----------|-------------------------------|
| Points | 2 vs Mary Washington 10/30/24 |
| Goals | 1 vs Mary Washington 10/30/24 |
| Shots | 2 5 times |

CAREER STATS (SEASON BY SEASON)



Virginia Men's Soccer
Individual Career Summaries
All games

Page 8/17
as of Nov 07, 2024

MANGAROV, Daniel

| SEASON | TEAM | GP-GS | Min. | G | A | Pts | Shot | Shot% | SOG | SOG% | GW | PK-Att |
|----------------------|------|----------------|----------------|-----------|-----------|-----------|------------|-------------|-----------|-------------|----------|--------------|
| 2020-21 | UNCG | 14 - 12 | 876:28 | 0 | 2 | 2 | 18 | .000 | 6 | .333 | 0 | 0 - 0 |
| 2021-22 | UNCG | 16 - 16 | 923:37 | 4 | 3 | 11 | 26 | .154 | 8 | .308 | 2 | 1 - 1 |
| 2022-23 | UVa | 18 - 18 | 1553:22 | 3 | 4 | 10 | 20 | .150 | 8 | .400 | 1 | 1 - 1 |
| 2023-24 | UVa | 18 - 12 | 926:00 | 3 | 2 | 8 | 23 | .130 | 10 | .435 | 1 | 0 - 0 |
| 2024-25 | UVa | 17 - 17 | 1365:45 | 2 | 6 | 10 | 33 | .061 | 10 | .303 | 1 | 0 - 0 |
| TOTAL FOR UVa | | 53 - 47 | 3845:07 | 8 | 12 | 28 | 76 | .105 | 28 | .368 | 3 | 1 - 1 |
| TOTAL | | 83 - 75 | 5645:13 | 12 | 17 | 41 | 120 | .100 | 42 | .350 | 5 | 2 - 2 |

Single Game Highs

| Statistic | Value | |
|-----------|-------|--|
| Points | 3 | vs USC Upstate 10/19/21, vs Rider 08/29/22, at North Carolina 10/28/22 |
| Goals | 1 | 12 times |
| Assists | 2 | vs Syracuse 10/19/24 |
| Shots | 7 | at Furman 10/09/21 |

MIKULA, Luc

| SEASON | TEAM | GP-GS | Min. | G | A | Pts | Shot | Shot% | SOG | SOG% | GW | PK-Att |
|----------------------|------|----------------|----------------|----------|----------|----------|----------|-------------|----------|-------------|----------|--------------|
| 2021-22 | CCU | 7 - 4 | 266:52 | 1 | 0 | 2 | 2 | .500 | 1 | .500 | 1 | 0 - 0 |
| 2022-23 | CCU | 16 - 14 | 1339:57 | 0 | 0 | 0 | 1 | .000 | 0 | .000 | 0 | 0 - 0 |
| 2023-24 | CCU | 15 - 15 | 1292:36 | 0 | 0 | 0 | 2 | .000 | 1 | .500 | 0 | 0 - 0 |
| 2024-25 | UVa | 8 - 1 | 229:09 | 0 | 2 | 2 | 3 | .000 | 1 | .333 | 0 | 0 - 0 |
| TOTAL FOR UVa | | 8 - 1 | 229:09 | 0 | 2 | 2 | 3 | .000 | 1 | .333 | 0 | 0 - 0 |
| TOTAL | | 46 - 34 | 3128:34 | 1 | 2 | 4 | 8 | .125 | 3 | .375 | 1 | 0 - 0 |

Single Game Highs

| Statistic | Value | |
|-----------|-------|--|
| Points | 2 | vs UAB 10/26/21 |
| Goals | 1 | vs UAB 10/26/21 |
| Assists | 1 | vs UNC Greensboro 10/01/24, at Pittsburgh 10/25/24 |
| Shots | 1 | 8 times |

MILES, Tom

| SEASON | TEAM | GP-GS | Min. | G | A | Pts | Shot | Shot% | SOG | SOG% | GW | PK-Att |
|---------|-------|---------|---------|---|---|-----|------|-------|-----|------|----|--------|
| 2021-22 | WTAMU | 19 - 17 | 1552:55 | 0 | 0 | 0 | 0 | .000 | 0 | .000 | 0 | 0 - 0 |
| 2022-23 | LCU | 16 - 16 | 1460:00 | 0 | 0 | 0 | 0 | .000 | 0 | .000 | 0 | 0 - 0 |
| 2023-24 | LCU | 16 - 16 | 1375:51 | 0 | 0 | 0 | 0 | .000 | 0 | .000 | 0 | 0 - 0 |
| 2024-25 | UVa | 4 - 0 | 145:59 | 0 | 0 | 0 | 0 | .000 | 0 | .000 | 0 | 0 - 0 |

CAREER STATS (SEASON BY SEASON)



Virginia Men's Soccer
Individual Career Summaries
All games

Page 9/17
as of Nov 07, 2024

| SEASON | TEAM | GP-GS | Min. | G | A | Pts | Shot | Shot% | SOG | SOG% | GW | PK-Att |
|----------------------|------|----------------|----------------|----------|----------|----------|----------|-------------|----------|-------------|----------|--------------|
| TOTAL FOR UVa | | 4 - 0 | 145:59 | 0 | 0 | 0 | 0 | .000 | 0 | .000 | 0 | 0 - 0 |
| TOTAL | | 55 - 49 | 4534:45 | 0 | 0 | 0 | 0 | .000 | 0 | .000 | 0 | 0 - 0 |

| SEASON | TEAM | GP-GS | Minutes | GA | GAAvg | Saves | Save% | W | L | T | SHO/CBO |
|----------------------|-------|----------------|----------------|-----------|-------------|------------|-------------|-----------|-----------|-----------|-------------|
| 2021-22 | WTAMU | 19 - 17 | 1552:55 | 29 | 1.69 | 51 | .638 | 13 | 2 | 1 | 1/0 |
| 2022-23 | LCU | 16 - 16 | 1460:00 | 19 | 1.18 | 71 | .789 | 5 | 6 | 5 | 5/0 |
| 2023-24 | LCU | 16 - 16 | 1375:51 | 24 | 1.57 | 89 | .788 | 5 | 4 | 7 | 6/0 |
| 2024-25 | UVa | 4 - 0 | 145:59 | 2 | 1.24 | 6 | .750 | 1 | 0 | 0 | 0/1 |
| TOTAL FOR UVa | | 4 - 0 | 145:59 | 2 | 1.24 | 6 | .750 | 1 | 0 | 0 | 0/1 |
| TOTAL | | 55 - 49 | 4534:45 | 74 | 1.47 | 217 | .746 | 24 | 12 | 13 | 12/1 |

Single Game Highs

| Statistic | Value | |
|-----------|-------|----------------------------|
| Saves | 11 | vs Midwestern St. 10/18/23 |

CAREER STATS (SEASON BY SEASON)



Virginia Men's Soccer
Individual Career Summaries
All games

Page 10/17
as of Nov 07, 2024

MILLER, Reese

| SEASON | TEAM | GP-GS | Min. | G | A | Pts | Shot | Shot% | SOG | SOG% | GW | PK-Att |
|--------------|------|----------------|----------------|----------|----------|-----------|-----------|-------------|-----------|-------------|----------|--------------|
| 2022-23 | UVa | 17 - 15 | 969:22 | 2 | 1 | 5 | 12 | .167 | 7 | .583 | 2 | 0 - 0 |
| 2023-24 | UVa | 18 - 18 | 1190:18 | 0 | 2 | 2 | 10 | .000 | 4 | .400 | 0 | 0 - 0 |
| 2024-25 | UVa | 6 - 6 | 321:31 | 3 | 1 | 7 | 8 | .375 | 5 | .625 | 1 | 0 - 0 |
| TOTAL | | 41 - 39 | 2481:11 | 5 | 4 | 14 | 30 | .167 | 16 | .533 | 3 | 0 - 0 |

Single Game Highs

| Statistic | Value | |
|-----------|-------|--|
| Points | 4 | vs Saint Joseph's 08/29/24 |
| Goals | 2 | vs Saint Joseph's 08/29/24 |
| Assists | 1 | 4 times |
| Shots | 3 | vs Iona 08/24/23, vs George Mason 08/31/23, vs Saint Joseph's 08/29/24 |

OKORIE, David

| SEASON | TEAM | GP-GS | Min. | G | A | Pts | Shot | Shot% | SOG | SOG% | GW | PK-Att |
|--------------|------|---------------|---------------|----------|----------|----------|----------|-------------|----------|-------------|----------|--------------|
| 2022-23 | UVa | 7 - 0 | 121:33 | 0 | 0 | 0 | 4 | .000 | 3 | .750 | 0 | 0 - 1 |
| 2023-24 | UVa | 2 - 0 | 23:21 | 0 | 0 | 0 | 0 | .000 | 0 | .000 | 0 | 0 - 0 |
| 2024-25 | UVa | 12 - 1 | 319:20 | 1 | 1 | 3 | 5 | .200 | 3 | .600 | 1 | 0 - 0 |
| TOTAL | | 21 - 1 | 464:14 | 1 | 1 | 3 | 9 | .111 | 6 | .667 | 1 | 0 - 1 |

Single Game Highs

| Statistic | Value | |
|-----------|-------|----------------------|
| Points | 2 | at NC State 11/06/24 |
| Goals | 1 | at NC State 11/06/24 |
| Assists | 1 | vs American 10/15/24 |
| Shots | 2 | vs Xavier 08/25/22 |

PARVU, Alex

| SEASON | TEAM | GP-GS | Min. | G | A | Pts | Shot | Shot% | SOG | SOG% | GW | PK-Att |
|--------------|------|--------------|---------------|----------|----------|----------|----------|-------------|----------|-------------|----------|--------------|
| 2024-25 | UVa | 8 - 0 | 195:21 | 0 | 1 | 1 | 2 | .000 | 1 | .500 | 0 | 0 - 0 |
| TOTAL | | 8 - 0 | 195:21 | 0 | 1 | 1 | 2 | .000 | 1 | .500 | 0 | 0 - 0 |

Single Game Highs

| Statistic | Value | |
|-----------|-------|---|
| Points | 1 | vs American 10/15/24 |
| Assists | 1 | vs American 10/15/24 |
| Shots | 1 | vs Saint Joseph's 08/29/24, vs Mary Washington 10/30/24 |

CAREER STATS (SEASON BY SEASON)



Virginia Men's Soccer
Individual Career Summaries
All games

Page 11/17
as of Nov 07, 2024

PELÀ, Umberto

| SEASON | TEAM | GP-GS | Min. | G | A | Pts | Shot | Shot% | SOG | SOG% | GW | PK-Att |
|--------------|------|----------------|----------------|----------|----------|----------|-----------|-------------|----------|-------------|----------|--------------|
| 2022-23 | UVa | 4 - 1 | 106:39 | 0 | 0 | 0 | 1 | .000 | 0 | .000 | 0 | 0 - 0 |
| 2023-24 | UVa | 18 - 18 | 1375:29 | 0 | 1 | 1 | 12 | .000 | 2 | .167 | 0 | 0 - 0 |
| 2024-25 | UVa | 14 - 14 | 1163:09 | 0 | 1 | 1 | 14 | .000 | 4 | .286 | 0 | 0 - 0 |
| TOTAL | | 36 - 33 | 2645:17 | 0 | 2 | 2 | 27 | .000 | 6 | .222 | 0 | 0 - 0 |

Single Game Highs

| Statistic | Value | |
|-----------|-------|--|
| Points | 1 | vs Pittsburgh 10/13/23, vs Saint Joseph's 08/29/24 |
| Assists | 1 | vs Pittsburgh 10/13/23, vs Saint Joseph's 08/29/24 |
| Shots | 4 | vs Colgate 08/25/24, vs Syracuse 10/19/24 |

ROME, Austin

| SEASON | TEAM | GP-GS | Min. | G | A | Pts | Shot | Shot% | SOG | SOG% | GW | PK-Att |
|----------------------|------|----------------|----------------|----------|----------|----------|----------|-------------|----------|-------------|----------|--------------|
| 2022-23 | PROV | 5 - 5 | 322:55 | 0 | 0 | 0 | 1 | .000 | 0 | .000 | 0 | 0 - 0 |
| 2023-24 | UVa | 10 - 8 | 691:35 | 0 | 1 | 1 | 3 | .000 | 0 | .000 | 0 | 0 - 0 |
| 2024-25 | UVa | 15 - 12 | 970:19 | 0 | 0 | 0 | 1 | .000 | 1 | 1.000 | 0 | 0 - 0 |
| TOTAL FOR UVa | | 25 - 20 | 1661:54 | 0 | 1 | 1 | 4 | .000 | 1 | .250 | 0 | 0 - 0 |
| TOTAL | | 30 - 25 | 1984:49 | 0 | 1 | 1 | 5 | .000 | 1 | .200 | 0 | 0 - 0 |

Single Game Highs

| Statistic | Value | |
|-----------|-------|-----------------|
| Points | 1 | vs FIU 11/19/23 |
| Assists | 1 | vs FIU 11/19/23 |
| Shots | 1 | 5 times |

SALLEY, Amari

| SEASON | TEAM | GP-GS | Min. | G | A | Pts | Shot | Shot% | SOG | SOG% | GW | PK-Att |
|--------------|------|--------------|--------------|----------|----------|----------|----------|-------------|----------|-------------|----------|--------------|
| 2022-23 | UVa | 1 - 0 | 17:09 | 0 | 0 | 0 | 0 | .000 | 0 | .000 | 0 | 0 - 0 |
| TOTAL | | 1 - 0 | 17:09 | 0 | 0 | 0 | 0 | .000 | 0 | .000 | 0 | 0 - 0 |

CAREER STATS (SEASON BY SEASON)



Virginia Men's Soccer
Individual Career Summaries
All games

Page 12/17
as of Nov 07, 2024

SERAFINO, Drew

| SEASON | TEAM | GP-GS | Min. | G | A | Pts | Shot | Shot% | SOG | SOG% | GW | PK-Att |
|----------------------|------|----------------|----------------|----------|----------|----------|-----------|-------------|----------|-------------|----------|--------------|
| 2021-22 | BC | 15 - 8 | 861:21 | 1 | 1 | 3 | 4 | .250 | 3 | .750 | 0 | 0 - 0 |
| 2023-24 | BC | 17 - 11 | 1110:09 | 0 | 1 | 1 | 11 | .000 | 4 | .364 | 0 | 0 - 0 |
| 2024-25 | UVa | 3 - 0 | 94:16 | 0 | 0 | 0 | 1 | .000 | 0 | .000 | 0 | 0 - 0 |
| TOTAL FOR UVa | | 3 - 0 | 94:16 | 0 | 0 | 0 | 1 | .000 | 0 | .000 | 0 | 0 - 0 |
| TOTAL | | 35 - 19 | 2065:46 | 1 | 2 | 4 | 16 | .063 | 7 | .438 | 0 | 0 - 0 |

Single Game Highs

| Statistic | Value | |
|-----------|-------|--|
| Points | 2 | at Northeastern 10/05/21 |
| Goals | 1 | at Northeastern 10/05/21 |
| Assists | 1 | at Virginia 10/08/21, vs Syracuse 10/27/23 |
| Shots | 2 | vs Merrimack 08/24/23, vs Yale 10/10/23 |

SLOAN, Parker

| SEASON | TEAM | GP-GS | Min. | G | A | Pts | Shot | Shot% | SOG | SOG% | GW | PK-Att |
|--------------|------|---------------|---------------|----------|----------|----------|----------|-------------|----------|-------------|----------|--------------|
| 2023-24 | UVa | 12 - 1 | 357:11 | 0 | 0 | 0 | 3 | .000 | 0 | .000 | 0 | 0 - 0 |
| 2024-25 | UVa | 15 - 2 | 481:33 | 0 | 0 | 0 | 2 | .000 | 0 | .000 | 0 | 0 - 0 |
| TOTAL | | 27 - 3 | 838:43 | 0 | 0 | 0 | 5 | .000 | 0 | .000 | 0 | 0 - 0 |

Single Game Highs

| Statistic | Value | |
|-----------|-------|---------|
| Shots | 1 | 5 times |

SMITH, Aj

| SEASON | TEAM | GP-GS | Min. | G | A | Pts | Shot | Shot% | SOG | SOG% | GW | PK-Att |
|--------------|------|--------------|---------------|----------|----------|----------|----------|-------------|----------|-------------|----------|--------------|
| 2024-25 | UVa | 4 - 1 | 110:15 | 0 | 0 | 0 | 0 | .000 | 0 | .000 | 0 | 0 - 0 |
| TOTAL | | 4 - 1 | 110:15 | 0 | 0 | 0 | 0 | .000 | 0 | .000 | 0 | 0 - 0 |

CAREER STATS (SEASON BY SEASON)



Virginia Men's Soccer
Individual Career Summaries
All games

Page 13/17
as of Nov 07, 2024

SOCAS, Garrett

| SEASON | TEAM | GP-GS | Min. | G | A | Pts | Shot | Shot% | SOG | SOG% | GW | PK-Att |
|----------------------|------|---------------|---------------|----------|----------|----------|----------|-------------|----------|-------------|----------|--------------|
| 2021-22 | Dart | 2 - 0 | 56:36 | 0 | 0 | 0 | 1 | .000 | 0 | .000 | 0 | 0 - 0 |
| 2022-23 | Dart | 11 - 6 | 457:12 | 1 | 1 | 3 | 2 | .500 | 1 | .500 | 0 | 0 - 0 |
| 2023-24 | UVa | 4 - 2 | 131:03 | 0 | 0 | 0 | 1 | .000 | 0 | .000 | 0 | 0 - 0 |
| TOTAL FOR UVa | | 4 - 2 | 131:03 | 0 | 0 | 0 | 1 | .000 | 0 | .000 | 0 | 0 - 0 |
| TOTAL | | 17 - 8 | 644:51 | 1 | 1 | 3 | 4 | .250 | 1 | .250 | 0 | 0 - 0 |

Single Game Highs

| Statistic | Value | |
|-----------|-------|----------------------|
| Points | 2 | vs Hartford 10/11/22 |
| Goals | 1 | vs Hartford 10/11/22 |
| Assists | 1 | vs Columbia 10/22/22 |
| Shots | 1 | 4 times |

TALLEY, Max

| SEASON | TEAM | GP-GS | Min. | G | A | Pts | Shot | Shot% | SOG | SOG% | GW | PK-Att |
|--------------|------|--------------|--------------|----------|----------|----------|----------|--------------|----------|--------------|----------|--------------|
| 2023-24 | UVa | 3 - 0 | 30:50 | 0 | 0 | 0 | 0 | .000 | 0 | .000 | 0 | 0 - 0 |
| 2024-25 | UVa | 3 - 0 | 33:35 | 1 | 0 | 2 | 1 | 1.000 | 1 | 1.000 | 0 | 0 - 0 |
| TOTAL | | 6 - 0 | 64:25 | 1 | 0 | 2 | 1 | 1.000 | 1 | 1.000 | 0 | 0 - 0 |

Single Game Highs

| Statistic | Value | |
|-----------|-------|----------------------------|
| Points | 2 | vs Saint Joseph's 08/29/24 |
| Goals | 1 | vs Saint Joseph's 08/29/24 |
| Shots | 1 | vs Saint Joseph's 08/29/24 |

UBOGU, Kome

| SEASON | TEAM | GP-GS | Min. | G | A | Pts | Shot | Shot% | SOG | SOG% | GW | PK-Att |
|--------------|------|---------------|----------------|-----------|----------|-----------|-----------|-------------|-----------|-------------|----------|--------------|
| 2021-22 | UVa | 15 - 5 | 531:41 | 4 | 2 | 10 | 18 | .222 | 7 | .389 | 2 | 0 - 0 |
| 2022-23 | UVa | 15 - 0 | 442:24 | 6 | 0 | 12 | 20 | .300 | 13 | .650 | 0 | 0 - 0 |
| 2023-24 | UVa | 19 - 1 | 427:40 | 1 | 0 | 2 | 14 | .071 | 10 | .714 | 0 | 0 - 0 |
| 2024-25 | UVa | 17 - 1 | 638:31 | 4 | 1 | 9 | 19 | .211 | 7 | .368 | 0 | 0 - 1 |
| TOTAL | | 66 - 7 | 2040:15 | 15 | 3 | 33 | 71 | .211 | 37 | .521 | 2 | 0 - 1 |

Single Game Highs

| Statistic | Value | |
|-----------|-------|---|
| Points | 5 | vs VCU 09/28/21, vs American 10/15/24 |
| Goals | 2 | vs VCU 09/28/21, vs American 10/15/24 |
| Assists | 1 | vs Boston College 10/08/21, vs American 10/15/24, vs VCU 09/28/21 |

CAREER STATS (SEASON BY SEASON)



Virginia Men's Soccer
Individual Career Summaries
All games

Page 14/17
as of Nov 07, 2024

| Statistic | Value | |
|-----------|-------|---------------------|
| Shots | 7 | vs Colgate 08/25/24 |

CAREER STATS (SEASON BY SEASON)



Virginia Men's Soccer
Individual Career Summaries
All games

Page 15/17
as of Nov 07, 2024

WIESE, Paul

| SEASON | TEAM | GP-GS | Min. | G | A | Pts | Shot | Shot% | SOG | SOG% | GW | PK-Att |
|--------------|------|----------------|----------------|----------|-----------|-----------|-----------|-------------|----------|-------------|----------|--------------|
| 2021-22 | UVa | 17 - 17 | 1557:07 | 0 | 6 | 6 | 1 | .000 | 1 | 1.000 | 0 | 0 - 0 |
| 2022-23 | UVa | 19 - 19 | 1638:05 | 0 | 3 | 3 | 9 | .000 | 1 | .111 | 0 | 0 - 0 |
| 2023-24 | UVa | 19 - 16 | 1343:48 | 0 | 8 | 8 | 6 | .000 | 2 | .333 | 0 | 0 - 0 |
| 2024-25 | UVa | 17 - 17 | 1254:20 | 0 | 8 | 8 | 7 | .000 | 1 | .143 | 0 | 0 - 0 |
| TOTAL | | 72 - 69 | 5793:21 | 0 | 25 | 25 | 23 | .000 | 5 | .217 | 0 | 0 - 0 |

Single Game Highs

| Statistic | Value | |
|-----------|-------|---|
| Points | 2 | vs High Point 10/24/23, vs Western Mich. 08/26/21 |
| Assists | 2 | vs Western Mich. 08/26/21, vs High Point 10/24/23 |
| Shots | 3 | vs Saint Joseph's 08/29/24 |

WOOD, Hayes

| SEASON | TEAM | GP-GS | Min. | G | A | Pts | Shot | Shot% | SOG | SOG% | GW | PK-Att |
|----------------------|------|----------------|----------------|-----------|-----------|-----------|------------|-------------|-----------|-------------|----------|--------------|
| 2019-20 | Lips | 15 - 4 | 690:52 | 1 | 1 | 3 | 8 | .125 | 3 | .375 | 0 | 0 - 0 |
| 2020-21 | Lips | 13 - 13 | 1194:42 | 3 | 4 | 10 | 21 | .143 | 10 | .476 | 2 | 0 - 0 |
| 2021-22 | Lips | 17 - 15 | 1336:48 | 9 | 4 | 22 | 38 | .237 | 19 | .500 | 3 | 0 - 0 |
| 2022-23 | Lips | 19 - 19 | 1416:44 | 8 | 3 | 19 | 54 | .148 | 23 | .426 | 3 | 1 - 1 |
| 2023-24 | Lips | 1 - 1 | 23:20 | 0 | 0 | 0 | 1 | .000 | 1 | 1.000 | 0 | 0 - 0 |
| 2024-25 | UVa | 14 - 6 | 468:47 | 1 | 0 | 2 | 9 | .111 | 6 | .667 | 0 | 0 - 0 |
| TOTAL FOR UVa | | 14 - 6 | 468:47 | 1 | 0 | 2 | 9 | .111 | 6 | .667 | 0 | 0 - 0 |
| TOTAL | | 79 - 58 | 5131:13 | 22 | 12 | 56 | 131 | .168 | 62 | .473 | 8 | 1 - 1 |

Single Game Highs

| Statistic | Value | |
|-----------|-------|---|
| Points | 4 | 4 times |
| Goals | 2 | vs Central Ark. 11/13/21, at Stetson 10/15/22, at Jacksonville 10/23/21 |
| Assists | 2 | vs Stetson 11/07/21, vs Purdue Fort Wayne 08/25/22 |
| Shots | 10 | at Memphis 10/18/22 |

YRIONDO, Cameron

| SEASON | TEAM | GP-GS | Min. | G | A | Pts | Shot | Shot% | SOG | SOG% | GW | PK-Att |
|----------------------|------|----------------|----------------|----------|----------|-----------|-----------|-------------|-----------|-------------|----------|--------------|
| 2022-23 | SPU | 19 - 14 | 1149:52 | 3 | 1 | 7 | 19 | .158 | 7 | .368 | 1 | 0 - 0 |
| 2023-24 | SPU | 17 - 17 | 1400:00 | 1 | 4 | 6 | 16 | .063 | 4 | .250 | 1 | 0 - 0 |
| 2024-25 | UVa | 8 - 0 | 128:44 | 0 | 0 | 0 | 3 | .000 | 0 | .000 | 0 | 0 - 0 |
| TOTAL FOR UVa | | 8 - 0 | 128:44 | 0 | 0 | 0 | 3 | .000 | 0 | .000 | 0 | 0 - 0 |
| TOTAL | | 44 - 31 | 2678:36 | 4 | 5 | 13 | 38 | .105 | 11 | .289 | 2 | 0 - 0 |

CAREER STATS (SEASON BY SEASON)




Virginia Men's Soccer
Individual Career Summaries
All games

Page 16/17
as of Nov 07, 2024

Single Game Highs

| Statistic | Value | |
|-----------|-------|--|
| Points | 2 | 5 times |
| Goals | 1 | 4 times |
| Assists | 2 | at CUI 09/09/23 |
| Shots | 3 | vs Simon Fraser 10/22/22, vs Western Ore. 11/11/23, at Mont. St. Billings 10/14/23 |

BROADCAST ROSTER



00
CALEB TUNKS
 So. | Goalkeeper
 Kailua-Kona, Hawaii



0
TOM MILES
 Gr. | Goalkeeper
 London, U.K.




1
JOEY BATROUNI
 Sr. | Goalkeeper
 San Antonio, Texas



2
NICK DANG
 Jr. | Defender
 Brentwood, Tenn.




3
MAX TALLEY
 So. | Midfielder
 Memphis, Tenn.



4
PAUL WIESE
 Sr. | Defender
 Rostock, Germany



5
AUSTIN ROME
 R-Sr. | Defender
 Bowie, Md.



6
UMBERTO PELÀ
 Jr. | Midfielder
 Milan, Italy



7
HAYES WOOD
 Gr. | Forward
 Chattanooga, Tenn.




8
BRENDAN LAMBE
 So. | Midfielder
 Apex, N.C.




9
AJ SMITH
 So. | Forward
 Høje Taastup, Denmark




10
DANIEL MANGAROV
 Gr. | Midfielder
 Duluth, Ga.



11
JOAQUÍN BRIZUELA
 Fr. | Forward
 Mendoza, Argentina



12
ALBIN GASHI
 Jr. | Midfielder
 Vargarda, Sweden




13
CESAR CORDOVA
 So. | Midfielder
 Houston, Texas



15
TRITON BEAUVOIS
 Jr. | Forward
 Boston, Mass.



16
WILLEM EBBINGE
 Gr. | Midfielder
 Auckland, New Zealand




17
VICTOR AKOUM
 So. | Defender
 Edmonton, Canada




18
KOME UBOGU
 Sr. | Forward
 Hoover, Ala.




19
REESE MILLER
 Jr. | Defender
 Houston, Texas



20
NACHO ALEM
 So. | Forward
 Potomac, Md.



21
LUC MIKULA
 Sr. | Defender
 State College, Pa.



22
DREW SERAFINO
 Jr. | Forward
 East Longmeadow, Mass.



23
DAVID OKORIE
 Jr. | Forward
 Alexandria, Va.



24
GARRETT SOCAS
 Gr. | Midfielder
 McLean, Va.




25
DONOVAN MARYAT
 So. | Defender
 Brooklyn, N.Y.



26
AMARI SALLEY
 Jr. | Midfielder
 Harrisburg, N.C.



27
CAMERON YIRONDO
 Jr. | Midfielder
 Sammamish, Wash.



28
MATTHEW THISSELL
 So. | Midfielder
 Ashburn, Va.



29
YASSINE RHOUMAR
 Jr. | Defender
 Alexandria, Va.




30
COLIN GALLAGHER
 Jr. | Goalkeeper
 Safety Harbor, Fla.




31
LUKE BURNS
 Fr. | Midfielder
 Scottsdale, Ariz.




32
PARKER SLOAN
 Jr. | Defender
 Cartersville, Va.




33
GRANT HOWARD
 Jr. | Defender
 Mableton, Ga.




34
MIGUEL KOBAY ADOBOH
 Jr. | Midfielder
 Sachse, Texas



35
MICHAEL HOWARD
 Fr. | Forward
 Apex, N.C.



36
ANTHONY FAUPEL
 Fr. | Forward
 St. Louis, Mo.




37
ALEX PARVU
 Fr. | Defender
 Cumberland, R.I.



38
BAKA KANTE
 Fr. | Freshman
 Overland Park, Kan.



39
JED AKWABOAH
 Fr. | Defender
 Short Hills, N.J.



46
MATTHEW HUNTER
 Sr. | Defender
 Midlothian, Va.



99
SPENCER SANDERSON
 Fr. | Goalkeeper
 Austin, Texas



HC
GEORGE GELNOVATCH
 Head Coach
 29th Season



AC
MATT CHULIS
 Associate Head Coach
 19th Season



AC
ADAM PERRON
 Associate Head Coach
 5th Season



AC
JERMAINE BIRRIEL
 Assistant Coach
 4th Season