



VIRGINIA

2019 CAVALIER MEN'S SOCCER

Contact: Scott Fitzgerald | E-mail: s.fitzgerald@virginia.edu | O: (434) 924-9878 | C: (908) 246-6818 | www.VirginiaSports.com

7-TIME NATIONAL CHAMPIONS

1989 • 1991 • 1992 • 1993 • 1994 • 2009 • 2014

13 COLLEGE CUP APPEARANCES

1983 • 1989 • 1991 • 1992 • 1993 • 1994 • 1995

1997 • 2006 • 2009 • 2013 • 2014 • 2019



Head Coach	Brian Wiese	George Gelnovatch
Career Record	170-80-35	338-130-58
Record at School	Same	Same
Year at School	14th Season	24th Season
2019 Record	19-1-3 (7-0-2 Big East)	21-1-1 (6-1-1 ACC)
2018 Record	13-5-3 (6-2-1 Big East)	10-4-3 (3-2-2 ACC)

SERIES AT A GLANCE

All-time Series: 8-2-2

Last Meeting: 12/16/14, T, 1-1 (20T) | First Meeting: 11/9/57, W, 3-0

Last UVA Win: 11/30/1997, W, 5-1 | Last GU Win: 8/24/12, W, 2-1 (OT)

Streak: -

LAST 10 VS. GEORGETOWN (6-2-2)

Date	H/A/N	Result	Date	H/A/N	Result
10/31/59	A	T, 1-1 (20T)	10/30/96	H	W, 6-0
11/11/60	H	L, 1-2	10/8/97	A	W, 1-0
10/20/61	A	W, 7-2	11/30/97	H ^N	W, 5-1
10/12/62	H	W, 4-1	8/24/12	N	L, 1-2 (OT)
9/22/93	H	W, 4-1	12/6/14	H ^N	T, 1-1 (20T)

^NNCAA Tournament

MATCH NOTES

FOR STARTERS

- Statistically, the National Championship will feature the top two defenses in the country in Virginia (0.43 GAA - 10 GA) and Georgetown (0.46 GAA - 11 GA)
- Virginia is in the National Championship game for the ninth time in program history and fourth under head coach George Gelnovatch. The Cavaliers are in their 13th College Cup appearance and sixth under Gelnovatch.
- The 13 College Cup appearances are the fifth most in men's DI soccer history.
- The Cavaliers are seeking their eighth National Championship and third since 2009.
- Virginia comes into the final winners of 10-straight matches, the longest active win streak in the NCAA. It the first time in program history the Cavaliers have two double-digit win streaks in the same season.
- Seven opponents on the ten-game win streak have been ranked, four of them in the top-10.
- The Cavaliers are 11-0 against teams from the United Soccer Coaches Top-25 in 2019 and 4-0 against teams in the top-five.
- Virginia has been part of each of the last 39 NCAA Tournaments, the longest streak in the history of college soccer.
- The Cavaliers are the NCAA Tournament's No. 1 overall seed for the second time (1995) in school history and first time under Gelnovatch. The last No. 1 overall seed to win the National Championship was North Carolina in 2011.

HOME AWAY FROM HOME

- Virginia has won 11 of its last 12 matches at Sahlen's Stadium including two ACC Championships (2009, 2019) and two NCAA titles (2009, 2014).
- Virginia has won two National Championships (2009 & 2014) and four ACC Titles (2002, 2003 & 2009, 2019) all-time in Cary.
- Last month in Cary, the Cavaliers hoisted the ACC Tournament Championship trophy after a 3-1, come-from-behind victory over top-seeded Clemson.
- The Cavaliers have been in Cary for 11 ACC Tournaments (2002-05; 2007-11; 2019) and two College Cups (2009 & 2014). Virginia owns a 18-5-3 all-time record at Sahlen's Stadium.

UNITED SOCCER COACHES TOP TWO

- Friday's final will be the second time this season Virginia has been part match that has featured the top two teams in the United Soccer Coaches poll.
- The Cavaliers have squared off against the No. 1 team twice (Maryland/Clemson) and the No. 2 team two other occasions (Duke/Georgetown).

Virginia in No. 1 vs. No. 2 Games

- (2) Virginia vs. (1) Clemson (Nov. 17, 2019) - W, 3-1
- (1) Virginia vs. (2) Akron (Dec. 13, 2009) - T, 0-0*
- (1) Virginia vs. (2) Duke (Oct. 5, 1992) - L, 1-1
- (1) Virginia vs. (2) Santa Clara (Dec. 8, 1991) - T, 0-0*
- (2) Virginia vs. (1) Santa Clara (Dec. 3, 1989) - T, 1-1 *
- (1) Virginia vs. (2) Indiana (Sept. 2, 1989) - W, 1-0

*National Championship games

NATIONAL RANKINGS

- Despite conceding its second penalty kick goal in as many games, the lowest goals against average (0.43), the highest save percentage (.861) and the most shutouts (15) in the country.
- Virginia's 21 wins and .935 win percentage are tops in college soccer.
- Virginia and Georgetown are two of the three one-loss teams in the country (Missouri State)
- The Cavaliers have conceded 10 goals this season, tied with Navy (17 games) for the fewest in the country.

TRENDING

- Virginia scored its two goals in the first 22 minutes against Wake Forest in the semifinals. A total of 17 of the 43 (40%) Virginia goals have come in the first 30 minutes of play. On the flip side, of the 10 goals conceded, six have come after the 61st minute.
- Friday night's semifinal marked the third time Virginia was out-shot in a match. The Cavaliers are 3-0 in games that it has less shot attempts than their opponent.
- The goal first goal allowed against SMU (Dec. 6) snapped a 320-minute opponent scoreless streak and was the first surrendered in 11 matches against non-ACC schools.
- A Virginia opponent has scored multiple goals five times in the last 49 matches and only twice this season.
- Virginia has trailed three times this season for a total of 177:59 of 2,108 minutes played this season.
- Including its three NCAA Tournament wins, Virginia is 16-0 when leading at halftime and 19-0-1 when scoring first.
- Virginia has held opponents to five or less shots eight times this season, including two of the four games of the NCAA Tournament.

MATCH DETAILS

📅 : Dec. 15	🏟 : Sahlen's Stadium (WakeMed)
🕒 : 6 p.m.	📺 : ESPN
📍 : Cary, N.C.	🌐 : virginiasports.com/coverage.aspx

2019 SCHEDULE/RESULTS

Overall: 21-1-1 | ACC: 6-1-1

Home: 15-1 | Away: 3-0-1 | Neutral: 3-0

Streak: W-10

DATE	OPPONENT	TV	TIME/RESULT
Fri. 8/30	PACIFIC	ACCNX	W, 2-0
Mon. 9/2	vs. #1 Maryland ¹		W, 2-0
Sat. 9/7	HIGH POINT	ACCNX	W, 1-0
Fri. 9/13	at #2 Duke*	ESPNU	W, 3-1
Tue. 9/17	RADFORD	ACCNX	W, 1-0
Fri. 9/20	NC STATE*	ACCNX	W, 2-0
Mon. 9/23	W. MICHIGAN	ACCN	W, 1-0 (OT)
Sat. 9/28	at #21 Notre Dame*	ACCNX	W, 1-0
Tue. 10/1	GEORGE WASHINGTON	ACCNX	W, 3-0
Fri. 10/4	#24 LOUISVILLE*	ACCNX	W, 2-0
Fri. 10/11	at Boston College*	ACCNX	T, 1-1 (20T)
Tue. 10/15	#17 JAMES MADISON	ACCN	W, 1-0
Fri. 10/18	PITTSBURGH*	ACCNX	L, 0-2
Tue. 10/22	SAINT LOUIS	ACCNX	W, 3-0
Fri. 10/25	#25 at Virginia Tech*	ACCNX	W, 2-0
Fri. 11/1	NORTH CAROLINA*	ACCNX	W, 2-1 (OT)

ACC TOURNAMENT

Sun. 11/10	SYRACUSE	ACCN	W, 2-1
Wed. 11/13	#7 WAKE FOREST	ACCN	W, 1-0
Sun. 11/17	vs. #1 Clemson ²	ESPNU	W, 3-1

NCAA TOURNAMENT

Sun. 11/24	#24 CAMPBELL	ACCNX	W, 2-0
Sat. 11/30	#14 ST. JOHN'S	ACCNX	W, 3-0
Fri. 12/6	#5 SMU	ACCNX	W, 3-2 (OT)
Fri. 12/13	#9 Wake Forest ²	ESPNU	W, 2-1
Sun. 12/15	#2 Georgetown ²	ESPNU	6 p.m.

Home matches in **BOLD CAPS**

*denotes ACC matches | ¹Washington, D.C. (Audi Field)

²Cary, N.C. (WakeMed Soccer Park)

2019 RECORD WHEN

Overtime:	3-0-1
Leading at half:	16-0
Trailing at half:	1-1
Tied at half:	4-0-1
Scoring First:	19-0-1

2019 RECORD VS.

Ranked Teams	12-0
Top-10 Teams	6-0
Non-conf. opponents	12-0
Virginia Teams	3-0

2019 VIRGINIA LEADERS

GOALS	POINTS
Daryl Dike	9
Nathaniel Crofts	6
Joe Bell	6
Irakoz Donasiyano	4
Spencer Patton	4
Andreas Ueland	3
Four tied	2
ASSISTS	SAVES
Daryl Dike	8
Daniel Steedman	7
Irakoz Donasiyano	5
Joe Bell	4
Axel Gunnarsson	4
Nathaniel Crofts	3
	MINUTES PLAYED
	Henry Kessler
	Andreas Ueland
	Robin Afamefuna
	Irakoz Donasiyano

2019 ROSTER / BREAKDOWN

No.	Name	Pos.	Cl.	Ht.	Wt.	Hometown	Previous School	Club
00	Tyler Willen	GK	So.	5-10	175	West Newton, Mass.	American School of Dubai	–
0	Chris Shutler	GK	R-Sr.	6-0	175	Middleburg, Va.	Binghamton University	Loudoun FC
1	Colin Shutler	GK	R-Jr.	6-1	185	Middleburg, Va.	Briar Woods	Loudoun FC
2	Eben Noverr	D	Fr.	6-3	185	Highlands Ranch, Colo.	Highlands Ranch	Colorado Rapids
3	Max Diamond	D/M	R-Jr.	6-4	190	Hopedale, Mass.	Advanced Math and Science Acad.	NE Revolution Academy
4	Reed Kessler	D	Fr.	6-3	185	New York, N.Y.	Brooklyn Technical High School	BW Gottschee
5	Henry Kessler	D	Jr.	6-4	185	New York, N.Y.	Bard High School Early College	Beachside
6	Jeremy Verley	M	Fr.	5-10	165	Kingston, Jamaica	Milton Academy (Mass.)	Boston Bolts
7	Daniel Steedman	F	So.	5-10	155	Glasgow, Scotland	Hough	Charlotte Independence
8	Joe Bell	M	Jr.	6-0	180	Wanaka, New Zealand	Scot's College (New Zealand)	Wellington Phoenix
9	Daryl Dike	F	So.	6-2	220	Edmond Okla.	Edmond North	Edmond Soccer Club
10	Nathaniel Crofts	F	Jr.	5-7	135	Sheffield, England	Chaucer School	Sheffield United FC
11	Irakoze Donasiyano	F	Jr.	5-9	155	Roanoke, Va.	Patrick Henry	Roanoke Star SC
12	Spencer Patton	D	Jr.	5-11	165	Morrisville, Pa.	La Salle College High School	Match Fit Academy
13	Bret Halsey	M	So.	5-9	150	Sterling, Va.	Potomac Falls	Loudoun 99 Boys Red
15	Philip Horton	F	Fr.	6-0	185	New Albany, Ohio	New Albany	Columbus Crew SC Acad.
16	Jerren Nixon Jr.	F	Sr.	6-5	195	Atlanta, Ga.	YSC Academy	Philadelphia Union Acad.
17	Andreas Ueland	D	Fr.	6-4	185	Byrne, Norway	Bryne Vidaregåande	Bryne FK
18	Axel Gunnarsson	F	Fr.	6-0	190	Gothenburg, Sweden	Aspero Idrottsgymnasium	Utsiktens BK
19	Nick Berghold	F/M	Fr.	5-8	160	Wingdale, N.Y.	Berkshire School	Black Rock FC
20	Cabrel Happi Kamseu	F	So.	6-2	185	Harare, Zimbabwe	Deerfield Academy	Aces Youth Academy
21	Aaron James	M	R-Jr.	6-0	165	Amherst, Mass.	Williston Northampton	NE Revolution Academy
23	Matthew Warbrick	F	Fr.	5-11	165	Auckland, New Zealand	The McCallie School (Tenn.)	
24	Isaiah Byrd	M	F	6-0	170	Gainesville, Va.	Patriot	BRYC Elite
26	Ben Grant	M	So.	5-11	145	Charlottesville, Va.	Albemarle	Norwich City
27	Beau Bradley	M	Jr.	5-9	155	Manasquan, N.J.	Manasquan	Black Rock FC
30	Robin Afamefuna	D/M	Sr.	5-11	180	Wuerselen, Germany	Wuerselen Gymnasium	Borussia Mönchengladbach
99	Marcel DaSilva	GK	Sr.	6-5	190	Ormond Beach, Fla.	Tulsa	–

Head Coach: George Gelnovatch (Virginia '87), 24th season

Associate Head Coach: Matt Chulis (Virginia '05), 14th season

Assistant Head Coach: Ryan Hopkins (Concordia'04), second season

Operations Assistant: Carl Carpenter (Longwood, '16), second season

Athletic Trainer: Jeff Boyer

UNIVERSITY OF VIRGINIA QUICK FACTS	ALPHABETICAL No. Name Pos.	PRONUNCIATIONS Players	BREAKDOWN BY STATE
Location Charlottesville, Va.	30 Robin Afamefuna D/M	Afamefuna uh-FAH-may-FOO-nuh	Colorado.....1
Founded 1819 by Thomas Jefferson	8 Joe Bell M	Dike Dee-Kay	Georgia1
Enrollment 22,805 (Undergraduate 16,034)	19 Nick Berghold M	Irakoze Donasiyano	Florida1
President Dr. James E. Ryan	27 Beau Bradley M	..EAR-uh-coh-zee Doh-nas-ee-ah-no	Massachusetts3
Athletics Director Carla Williams	24 Isaiah Byrd M	Axel Gunnarsson	New Jersey1
Faculty Athletics Rep Carrie M. Heilman	10 Nathaniel Crofts FAX-el Gunner-sun	New York3
Nicknames Cavaliers, Wahoos, 'Hoos	99 Marcel DaSilva GK	Cabrel Happi Kamseu	Ohio1
Mascot Cavalier	3 Max Diamond D/MCah-Brell Happy Kam-Say-oo	Oklahoma1
Colors Orange and Blue	9 Daryl Dike F	Halsey HALL-zee	Pennsylvania.....1
Song Good Old Song	11 Irakoze Donasiyano F	Eben Noverr..... EBB-in No-verr	Virginia.....6
Affiliations NCAA, Division I	26 Ben Grant M	Shutler SHUT-ler	
..... ACC (Coastal Division)	18 Axel Gunnarsson F	Andreas Ueland.....	BREAKDOWN BY COUNTRY
	13 Bret Halsey MAn-DRAY-US YOU-land	Belgium1
KLÖCKNER STADIUM	20 Cabrel Happi Kamseu F	Verley Ver-LEE	England2
First Year of Operation 1992	15 Philip Horton F		Germany.....1
Largest Crowd:..... 7,906 (9/28/07 vs. VT)	21 Aaron James M	Coaches	Jamaica.....1
UVA Record: 298-59-27 (.811)	4 Reed Kessler D	Chulis..... CHOO-liss	New Zealand.....1
NCAA Tournament Record: ... 40-12-2 (.760)	5 Henry Kessler D	Gelnovatch. GELL-no-vatch	Norway1
First Match (exh.): 8/30/92, vs. Santa Clara	16 Jerren Nixon Jr. F	(hard G, rhymes with bell)	Scotland.....1
First Regulation Match: 9/5/92 vs. Penn State	2 Eben Noverr D		Sweden1
First Night Match:9/13/95 vs. VT (W, 7-1)	12 Spencer Patton D	BREAKDOWN BY CLASS	Switzerland.....1
	0 Chris Shutler GK	True Freshmen8	Tanzania1
PROGRAM INFORMATION	1 Colin Shutler GK	Sophomore6	United States.....16
First Year 1941	7 Daniel Steedman F	Juniors9	Zimbabwe1
All-Time Record 792-353-126	17 Andreas Ueland D	Senior4	*List compiled of players' birth-
All-Time ACC Record 197-139-52	6 Jeremy Verley M	Graduate1	places
NCAA Appearances/Last..... 41/2019	23 Matthew Warbrick F		
2018 Record 10-4-3	00 Tyler Willen GK		
2018 ACC Record/Finish 3-2-2			
.....4th Coastal			
2018 PostseasonNCAA 3rd Round			
Letterwinners Returning/Lost..... 15/9			
Newcomers... 10 (9 freshmen, 1 grad transfer)			

NOTES CONTINUED

THE DIKE EFFECT

- Sophomore Daryl Dike leads the Cavaliers in goals (9), assists (8) and points (26).
- He snapped a six-match scoring drought with his second brace of the season and third of his career. In the six matches he didn't score he was responsible for seven of the nine Cavalier goals either with an assist (2) or drawing a penalty in the box that led to a goal (5).
- His eight assists are the most by a Cavalier since Scott Thomsen's eight in 2014. A Cavalier hasn't reached nine assists since Nico Colaluca in 2006.
- Dike drew two fouls in the box in the NCAA Quarterfinal against SMU that directly led to Cavalier goals. It marked the sixth and seventh time this season he's drawn fouls that have directly led to scores, making him a part of 22 of the Cavaliers 41 tallies (54%) this season.

OUTSCORING THE BEST

- Virginia has faced the current No. 1, 2 & 3 offenses in the country in a four-week, postseason span.
- The Cavaliers outlasted SMU (No. 2) in the NCAA quarterfinals, 3-2, pinned two on Campbell (No. 3) in the NCAA Second Round and scored unanswered second half goals against Clemson (No. 1) in the ACC title game.
- The Cavaliers outscored the potent trio, 8-3.

CAVALIER CALLING CARD

- Virginia has produced a shutout in 15 of its 23 matches this season, the most in the country.
- Virginia has held opponents to five or less total shots eight times and single-digit shots 14 times.
- The defensive trio comprised of Robin Afamefuna, Henry Kessler, Andreas Ueland have started all 22 games and have missed a total of four minutes of game action as a unit.
- Boston College (Oct. 11) and Western Michigan – Sept. 23) each failed to register a shot on target.
- Under George Gelnovatch, the Cavaliers have reached 10+ shutouts, eight times including the National Championship seasons of 2009 and 2014.
- The 12 clean sheets in the regular season were the most in Gelnovatch's tenure and tied for fourth most in UVA history.
- Virginia allowed one goal through its first 10 games, the fewest in the 76-year history of the program. Last season the Cavaliers went seven games before conceding the season's second goal, which had happened only one other time (1985).

PLAYER NOTES

- Sophomore Daniel Steedman has a team-high three assists in the tournament. He was responsible for two assists, both off corner kicks, in Virginia's third round match against St. John's and added a helper on the eventual game-winner against Wake Forest in the NCAA Semifinal. The multi-assist performance was the third of the season by a Cavalier and the first in the NCAA Tournament since Scott Thomsen was credited with two against UNCW in 2014.
- Andreas Ueland, Joe Bell and Daryl Dike became the 22nd 23rd and 24th Cavaliers to score multiple goals in the NCAA Tournament.
- Henry Kessler and Ueland are the only two Cavaliers that have played every minute of every game this season.
- Dike and Bell were both named to the TopDrawerSoccer.com Team of the Week on Monday (Dec. 9). The weekly honor was the first for Dike and Bell who have been an honorable mention three times and two times, respectively.
- Five of the nine career goals by Nathaniel Crofts have come in either the ACC (2) or NCAA Tournament (3).
- After the game-winner against Campbell in the NCAA Second Round, Spencer Patton has scored three of his four goals this season against ranked foes.
- Cavalier captain Robin Afamefuna has started 46-straight games, the longest active streak on the team. Two of his four career goals have come in the ACC Tournament including a PK tally in this year's ACC title game against Clemson.
- Sophomore Cabrel Happi Kamseu made his first start of the season in the ACC Semifinals against Wake Forest. Working through an injury-riddled year, Happi Kamseu's two goals this year have both been game-winners, including his 82nd minute tally in the ACC Championship game. UVA only has five game-winning goals after the 75th minute, Happi Kamseu has two of them.

NCAA Tournament Goals Career (Active Players)

- 3 – Joe Bell, Nathaniel Crofts
- 2 – Andreas Ueland, Daryl Dike
- 1 – Spencer Patton, Axel Gunnarson

NCAA Top Goal Scorers vs. UVA

Rank	Name (Team)	Goals in '19	vs. UVA
T-1	Thibaut Jacquell (Campbell)	18	0 goals, 0 shots
T-1	Robbie Robinson (Clemson)	18	0 goals, 2 shots (0 on goal)
T-7	Garrett McLaughlin (SMU)	16	0 goals, 3 shots (2 on goal)
T-7	Manuel Ferriol (JMU)	16	0 goals, 0 shots
T-11	Ryan Raposo (Syracuse)	15	0 goals, 2 shots (0 on goal)
T-16	Kimari Smith (Clemson)	13	0 goals, 1 shot (0 on goal)
T-20	Eddie Munjoma, SMU (AAC)	12	0 goals, 0 shots
T-20	Edward Kizza (Pitt)	12	0 goals, 1 shot (1 on goal)
T-25	Daniele Proch (Duke)	12	0 goals, 2 shots (0 on goal)

NCAA TOURNAMENT IN SHORT

- In the first two NCAA matches, Virginia has outscored its opponents, 8-2 and held both Campbell and St. John's to a combined five shots (2 on goal).
- Junior Spencer Patton was credited with the game-winning goal against Campbell in the 38th minute. Nathaniel Crofts had the assist and later made the score 2-0 with his sixth goal of the season.
- Virginia scored three first half goals in a 3-0 shutout of St. John's. Two of the three tallies came off the head of Andreas Ueland, his second and third career goals.
- Joe Bell scored two goals, including the OT game-winner on the rebound of his own PK attempt miss against SMU to send the Cavaliers to the College Cup. The Cavaliers and Mustangs combined for four goals in the final 24:24 of the contest.

20+ WIN SEASONS IN VIRGINIA HISTORY

- The NCAA quarterfinal win over SMU clinched the first 20-win season under head coach George Gelnovatch. As a program the Cavaliers have now won 20 games, six times, four coming in National Championship seasons.
- 22 – 1993*, 1994*
- 21 – 1989*, 1992*, 1995
- 20 – 2019
- *Won National Championship

MAC HERMANN TROPHY SEMIFINALISTS

- Juniors Joe Bell and Henry Kessler were both listed as two of 15 semifinalists for the MAC Hermann Trophy, annually given to the country's top college soccer player.
- Virginia and Clemson were the only programs with multiple semifinalists and a total of five of the 15 were from the ACC.
- The last Cavalier semifinalist was Tony Tchiani in 2009.
- A Cavalier has won the MAC Hermann trophy on five different occasions – Tony Meola (1989), Claudio Reyna (1993), Mike Fisher (1995 & 1996) and Alecko Eskandarian (2002).
- Current associate head coach, Matt Chulis was a finalist for the MAC Hermann Trophy in 1998.

ACC TOURNAMENT RECAP

- Virginia captured its 16th ACC Championship and 11th ACC Tournament title with a 3-1 come-from-behind victory over top-seeded Clemson. The Cavaliers scored three unanswered goals in the second half including two in the final 8:52 of the match.
- Head Coach George Gelnovatch has won his fifth ACC Tournament Championship in his tenure – 1997, 2003, 2004, 2009 & 2019. His teams have now been to the ACC Final 13 times in 24 seasons
- Clemson was Virginia's third first-time opponent in the ACC Tournament. The Cavaliers did not face Syracuse (quarterfinal) or Wake Forest (semifinal) during the 2019 regular season.

THE KLÖCKNER ADVANTAGE

- Klöckner Stadium has hosted an NCAA Tournament match in all 28 years of its existence. The Cavaliers have hosted an NCAA games in Charlottesville each of the last 39 years.
- The Cavaliers are 40-12-2 (.760) at Klöckner in the NCAA postseason.
- Virginia went 15-1 at Klöckner Stadium this season, the most home wins of any team in the country and tied for the most in school history (1995).

VIRGINIA IN THE POLLS								
	US	TDS	CSN	RPI				
Preseason	12	15	13	n/a				
Week 1 (9/2)	7	16	12	n/a				
Week 2 (9/9)	6	3	7	n/a				
Week 3 (9/16)	5	3	4	n/a				
Week 4 (9/22)	3	2	2	n/a				
Week 5 (9/30)	1	1	1	n/a				
Week 6 (10/7)	1	1	1	n/a				
Week 7 (10/14)	1	1	1	1				
Week 8 (10/21)	6	3	2	3				
Week 9 (10/28)	4	3	2	2				
Week 10 (11/4)	4	3	2	2				
Week 11 (11/11)	2	1	1	1				
Week 12 (11/18)	1	1	1	1				
Week 13 (11/25)	n/a	1	n/a	n/a				
Week 14 (12/2)	n/a	1	n/a	n/a				
Week 15 (12/9)	n/a	1	n/a	n/a				
US - United Soccer Coaches TDS - TopDrawerSoccer.com CSN - College Soccer News								
GOALS SCORED BY MINUTE								
	Total	1-15	16-30	31-45	46-60	61-75	76-90	91-110
UVA	43	8	9	5	5	6	7	3
GOALS ALLOWED BY MINUTE								
	Total	1-15	16-30	31-45	46-60	61-75	76-90	91-110
UVA	10	1	2	0	1	3	3	0
MISCELLANEOUS STATS								
Quickest Goal:							Exact Time	
Daryl Dike vs. Louisville (10/4)							1:01	
Quickest Goal Against:								
Gardarsson, Kristofe (Duke) on 9/13							4:41	
Latest Goal:								
Regulation: Joe Bell vs. Radford on 9/17							89:41	
OT: Andreas Ueland vs. North Carolina on 11/1							99:18	
Latest Goal Against:								
Henrik Bredeli (UNC) on 12/6							83:33	
Game-Winning Goals after 75':								
Irakoze Donasiyano vs. JMU on 10/15							77:39	
Cabrel Happi Kamseu vs. Clemson on 11/10							81:08	
Cabrel Happi Kamseu vs. Western Michigan on 9/23							92:35	
Andreas Ueland vs. North Carolina							99:18	
Joe Bell vs. SMU on 12/6							94:24	
Multi-Goal Games:								
2 - Irakoze Donasiyano vs. Pacific (8/30/19)								
2 - Daryl Dike vs. Saint Louis (10/22/19)								
2 - Andreas Ueland vs. St. John's (11/30/19)								
2 - Joe Bell vs. SMU (12/6/19)								
2 - Daryl Dike vs. Wake Forest (12/13/19)								
Multi-Assist Games:								
2 - Daryl Dike vs. Pacific (8/30/19)								
2 - Daniel Steedman vs. St. John's (11/30/19)								
Multi-Assist Games Against:								
Hat Tricks:								
Hat Tricks Against:								
Own Goals For:								
Own Goals Against:								
vs. BC							64:08	
Set Piece Goals								
Virginia: 14 (6 PK, 6 CK, 2 FK)								
Opponents: 2 (PK) - Both in NCAA Tournament								

NOTES CONTINUED

ALL-ACC HONORS

- Virginia set a program record with seven selections to the 2019 All-ACC team.
- The Cavaliers haven't placed multiple players on the First Team since 2004
- Joe Bell is the first Cavalier to win Midfielder of the Year since the award's inception in 2014. He's the first Cavalier to take home a major award since Tony Tchiani won Rookie of the Year in 2009.

2019 All-ACC Team

Midfielder of the Year

Joe Bell, Jr., M, Virginia

Joe Bell, Jr., M, Virginia

Colin Shutler, Jr., GK, Virginia

Second Team

Daryl Dike, So., F, Virginia

Henry Kessler, Jr., D, Virginia

Third Team

Robin Afamefuna, Sr., D/M, Virginia

Irakoze Donasiano, F, Jr. Virginia

Andreas Ueland, Fr., D, Virginia

All-Freshman Team

Andreas Ueland, D, Virginia

2019 Weekly Awards

Sept. 3	Irakoze Donasiano (ACC Offensive Player the Week)
Sept. 9	Colin Shutler (ACC Defensive Player the Week)
	Andreas Ueland (TopDrawerSoccer.com Team of the Week)
Sept. 16	Robin Afamefuna (College Soccer News Team of the Week)
	Joe Bell (TopDrawerSoccer.com Team of the Week HM)
Sept. 30	Colin Shutler (College Soccer News Team of the Week)
	Colin Shutler (ACC Defensive Player the Week)
	Daryl Dike (TopDrawerSoccer.com Team of the Week HM)
Oct. 7	Robin Afamefuna (College Soccer News Team of the Week)
	Robin Afamefuna (ACC Defensive Player the Week)
	Henry Kessler (TopDrawerSoccer.com Team of the Week)
	Daryl Dike (TopDrawerSoccer.com Team of the Week HM)
Oct. 28	Daryl Dike (ACC Offensive Player of the Week)
	Daryl Dike (TopDrawerSoccer.com Team of the Week HM)
	Nathaniel Crofts (TopDrawerSoccer.com Team of the Week HM)
	Colin Shutler (College Soccer News Team of the Week)
Nov. 12	Nathaniel Crofts (TopDrawerSoccer.com Team of the Week HM)
Nov. 19	Henry Kessler (TopDrawerSoccer.com Team of the Week)
	Henry Kessler (College Soccer News Team of the Week)
Nov. 26	Henry Kessler (TopDrawerSoccer.com Team of the Week)
Dec. 2	Henry Kessler (TopDrawerSoccer.com Team of the Week)
	Andreas Ueland (TopDrawerSoccer.com Team of the Week)
	Andreas Ueland (College Soccer News Team of the Week)
	Daniel Steedman (College Soccer News Team of the Week)
	Joe Bell (TopDrawerSoccer.com Team of the Week HM)
Dec. 10	Daryl Dike (TopDrawerSoccer.com Team of the Week)
	Joe Bell (TopDrawerSoccer.com Team of the Week)

- Virginia has won 81 percent (299-59-27) of its matches at Klöckner Stadium since its opening in 1992.
- Against NC State on Sept. 20, 2019 Virginia drew 3,858 fans, the largest crowd since Sept. 22, 2017 when 4,205 turned out for a match against North Carolina.

REGULAR SEASON TO REMEMBER

- Virginia won six ACC games for the fifth time in program history (1984, 1986, 2001, 2005 & 2019) and third under head coach George Gelnovatch.
- Gelnovatch was a player on the 1984 and 1986 teams that won six ACC games and later as head coach led the Cavaliers to six league victories in 2001, 2005 and 2019.
- Virginia won its first Coastal Division Championship under the current two-division format (2014-present). The regular season crown is the first since 2001 and the third under Gelnovatch (1996, 2001, 2019).
- Virginia won 14 regular season games for the first time since winning 15 matches in 2006.
- The Cavaliers won all eight of its non-conference matches and did not concede a goal in their regular season non-conference slate for the first time in school history. The non-conference schedule included a 2-0 win over then-No. 1 and defending National Champion Maryland at Audi Field on Sept. 2.
- Virginia allowed only five goals in 16 regular season games, matching a school record set in 1969 (10 games) and 1988 (18 games).
- Virginia spent three weeks as the nation's No. 1 team in the United Coaches Top 25 poll. The Cavaliers were ranked No. 12 in the preseason, jumped five spots in week one and have not been outside the top seven since.

HOW THEY SCORE IT

- A total of 13 different goal scorers are responsible for the 43 Virginia goals scored this season.
- Sophomore Daryl Dike leads the team in points (9g, 8a) with 26. Not included in Dike's stats are the fouls he drew to setup the game-winning goals against George Washington and Notre Dame. He also drew a foul in the box against Syracuse in the ACC Quarterfinals to setup a first-half PK goal, an Afamefuna goal in the ACC Championship match, the third goal of the NCAA Third Round match against St. John's and the last two PK attempts against SMU.
- Dike's eight assists are tied for the fifth-most in the ACC.
- Nathaniel Crofts has five game-winning goals, tied for the second-most in the ACC and 16th most in the country. Four of the five game-winners came against ACC Schools.
- Joe Bell had four assists in league play this season, tied for the third most of any ACC player. The Cavaliers are 13-2-1 in his three seasons when he registers a point.

RECORD CHASING

- Goalkeeper Colin Shutler was credited with his 23rd career shutout in the NCAA Third Round win over St. John's to tie him with Bob Willen and former teammate Jeff Caldwell.
- Shutler has 23 shutouts in 38 career starts for the Cavaliers.
- The redshirt junior owns the NCAA's lowest active career goals against average (0.54) which is the fourth lowest in UVA history.

All-Time Career Shutouts at UVA

3.	Diego Restrepo (2009-10)	24
4.	Jeff Caldwell (2014-17)	23
	Bob Willen (1984-87)	23
	Colin Shutler (2017-19)	23

Career Goals Against Average at UVA

1.	Tony Meola (1988-89)	0.34	*NCAA Record
2.	Bob Willen (1984-87)	0.40	
3.	Diego Restrepo (2009-10)	0.51	
4.	Colin Shutler (2007-19)	0.54	
5.	Keith Lenert (1982-85)	0.72	

COACHING WINS

- Virginia head coach George Gelnovatch (338 wins) is the most wins among active ACC head coaches.
- Gelnovatch's surpassed Sasho Cirovski (321 wins) back on Sept. 20. for sole possession of third place on the all-time ACC coaching wins list.

- Gelnovatch is in his 24th season at the helm and is tied for the 6th-highest winning percentage (.697) among active NCAA coaches and the highest among ACC Coaches (minimum 10 years coaching).
- Gelnovatch has won 10 or more games in all 24 seasons as head coach and the program has won 10 or more games in 39-straight seasons. Only Maryland's Sasho Cirovski has more consecutive 10+ win seasons (25) among active NCAA head coaches.

FAST START

Virginia won its first 10 games of the season six times in its 76-year history. The 10-0 start for the Cavaliers was the first since 1993 and the best in George Gelnovatch's 24-year tenure.

UVA Consecutive Wins to Start the Season

14 games - 1992, 1987
12 games - 1985
11 games - 1993, 1989
10 games - 2019

SCORELESS STREAK

- Virginia held opponents scoreless for 692 consecutive minutes, a span of eight games from Sept. 13 through Oct. 11.
- The Cavalier defense recorded six-consecutive shutouts, the most since 2009.

DEFENSIVE HIGHLIGHTS

- The Cavaliers held Clemson to one goal for only the second time in 2019 and shutout Campbell for only the third time this season
- In the ACC semifinals against Wake Forest, UVA held the Demon Deacons to just one shot on target and five shots total. Wake Forest came into the contest ranked 19th in the country in scoring offense (2.11 gpg)
- Virginia dominated the match against Boston College on Oct. 11 in all facets, with a 21-3 shot advantage and took 14 of the 15 corner kick attempts on the night. The Eagles did not take a single shot on goal.
- The Cavaliers have twice held opponents to no shots on target this season (W. Michigan - Sept. 23 & BC - Oct. 11).
- Virginia did not allow a NC State shot attempt for the first 80 minutes on Sept. 20. The four Wolfpack shots in the contest all came in the final 10 minutes including its lone shot on goal.
- Virginia has held 13 of its 21 opponents this season to single-digit shots, including five against No. 1 Maryland, the fewest shots by the Terps since Nov. 17, 2013, also against the Cavaliers.

SCHEDULE GAUNTLET

- Including matches against ranked foes, Duke and Maryland, the Cavaliers played five 2018 NCAA Tournament teams through their first six games of the season.
- Virginia and Georgetown were the only two programs to face 2018 postseason qualifiers in five of the first six games.

FACING NO. 1 AND NO. 2

- Virginia has faced the No. 1 and the No. 2 nationally ranked team in the country in the same season eight times.
- Prior to this season, Virginia had only took down both the No. 1 and No. 2 teams in the country twice, in 2009 and 2014, both National Championship seasons.
- 1983 - @ Duke (1), L 0-1 | @ Indiana (2), L 1-3
- 1989 - @ Indiana (2), W 1-0 | \$ Santa Clara (1), T 1-1
- 1990 - @ Clemson (1), T 1-1 | @ N.C. State (2), L 1-2 (OT)
- 2004 - @ Wake Forest (2), W 2-1 | \$ New Mexico (1), T 1-1
- 2009 - @ Wake Forest (2), W 1-0 | \$ Akron (1), W 0-0 (2OT)
- 2013 - @ Notre Dame (2), W 2-0 | # Notre Dame (1), T 3-3 (2OT)
- 2014 - \$ Notre Dame (1), W 1-0 | \$ UCLA (2), W 0-0 (2OT)
- 2019 - vs. Maryland (1), W, 2-0 | at Duke (2), W, 3-1

#ACC Tournament | \$NCAA Tournament

PRESEASON NOTES

- Virginia comes into the 2019 season ranked 12th in the country by the United Soccer Coaches, the highest preseason ranking since 2015 when it ranked 2nd after winning the program's seventh National Championship in the fall prior.
- For the third-straight season, Virginia was picked to finish second in the Coastal Division in a poll of the league's 12 head coaches.
- The Cavaliers were one of four teams (UNC, Duke & Wake Forest) to receive a first place vote for the league's overall champion.

HOOS BACK

- The Cavaliers return 15 letterwinners including eight of 11 starters from last season.
- Headed by junior Nathaniel Crofts (4g, 6a), six of the top seven point scorers from 2018 are on this year's roster. Virginia returns 83 percent of its scoring (20 of 24 goals) along with goalkeepers Colin Shutler and Marcel DaSilva.

DECORATED SECOND YEARS

- Virginia set an ACC record with four honorees on the ACC All-Freshman team in 2018.
- Second years Daryl Dike, Cabrel Hapki Kamseu and Daniel Steedman are all back for their sophomore campaigns. Dike and Hapki Kamseu led the Cavaliers with five goals each. Steedman added a pair of goals both in conference play.
- Defender Aboubacar Keita signed a homegrown contract with the Columbus Crew SC and has appeared in six MLS matches through last Sunday.

YOUTH TURNS TO EXPERIENCE

- Number of freshman and sophomores in starting XI of the 2018 Sweet 16.

Kentucky – 8 (4 freshmen, 4 sophomores)
 Virginia - 7 (3 freshmen, 4 sophomores)
 Duke – 7 (3 freshmen, 4 sophomores)
 Akron – 6 (5 freshmen, 1 sophomore)
 Virginia Tech – 6 (1 freshman, 5 sophomores)
 Georgetown – 5 (2 freshmen, 3 sophomores)
 Lipscomb – 5 (5 freshmen)
 Indiana – 4 (1 freshman, 3 sophomores)
 Saint Mary's – 4 (2 freshmen, 2 sophomores)
 Wake Forest – 3 (1 freshman, 2 sophomores)
 Stanford – 3 (2 freshmen, 1 sophomore)
 Maryland – 2 (1 freshman, 1 sophomore)
 Air Force – 2 (2 sophomores)
 James Madison – 2 (2 sophomores)
 Michigan State – 1 (1 freshman)
 Notre Dame - 1 (1 sophomore)

NCAA TOURNAMENT HISTORY

7 NCAA CHAMPIONSHIPS			NCAA CHAMPIONSHIPS				NCAA TOURNAMENT APPEARANCES			NCAA COLLEGE CUP APPEARANCES			NCAA COLLEGE CUP APPEARANCES			
1989	1994		1. Saint Louis, 10				1. Saint Louis, 48			1. Indiana, 20			1983	1993	2006	2019
1991	2009		2. Indiana, 8				2. UCLA, 45			2. Saint Louis, 16			1989	1994	2009	
1992	2014		3. VIRGINIA, 7				3. Indiana, 44			3. UCLA, 14			1991	1995	2013	
1993			4. UCLA, 4				4. VIRGINIA, 41			4. Maryland, 14			1992	1997	2014	
			San Francisco, 4				5. Maryland, 37			5. VIRGINIA, 13						
			Maryland, 4													
Year	Seed	Opponent (seed)	Score	Site	Rd	UVA Scorers	Year	Seed	Opponent (seed)	Score	Site	Rd	UVA Scorers			
1969	–	Maryland	L, 0-5	A	1st	none	2000	5	Lehigh	W, 5-0	H	1st	Kelly 2, Eskandarian, Totten, Solomon			
1979	–	American	L, 0-1	H	2nd	none			St. John's	W, 2-1	H	2nd	Gibbs, Totten			
1981	–	West Virginia	L, 1-2	H	2nd	Brillhart			Creighton	L, 0-3	H	QF	none			
1982	–	George Mason	L, 0-1	H	2nd	none	2001	2	Seton Hall	L, 0-1	H	2nd	none			
1983	–	William & Mary	W, 2-1	H	2nd	Gaffney, Gelnovatch	2002	6	William & Mary	L, 1-1 (2ot)	H	2nd	Eskandarian [∞]			
		San Francisco	W, 3-2	H	QF	Gaffney 2, Salladin	2003	–	Seton Hall	W, 2-0	H	1st	Cristman, Holder			
		Indiana	L, 1-3	A	SF	Gaffney			Wake Forest (3)	W, 2-0	A	2nd	Cristman, Littlefield			
1984	–	American	W, 1-0 (2ot)	H	2nd	none *			Creighton	L, 1-3	H	3rd	Cristman			
		Clemson	L, 0-1	H	QF	none	2004	4	American	W, 2-1	H	2nd	Freeman, Hall			
1985	–	George Mason	L, 0-1	H	1st	none			New Mexico (13) +	T, 1-1	H	3rd	Barlow			
1986	–	Loyola (Md.)	L, 0-1	H	1st	none			Duke	L, 0-3	H	QF	none			
1987	–	George Mason	W, 2-0	H	1st	Del Carmen, Platenberg	2005	13	USF ^	T, 4-4	H	2nd	Murphy 2, Vide, Reyerer			
		Loyola (Md.)	L, 0-1	A	2nd	none			North Carolina (4)	L, 1-2	A	3rd	Reyerer			
1988	–	FDU	W, 1-0	H	2nd	Fallon	2006	4	Bucknell	W, 4-0	H	2nd	Cristman, Colaluca, Holder, Villanueva			
		Howard	L, 2-3 (2ot)	H	QF	Fallon, J. Agoos			California (13)	W, 2-1	H	3rd	Reyerer 2			
1989	–	Phila. Textile	W, 4-1	H	2nd	Yorks 3, Kelderman			Notre Dame (12)	W, 3-2	H	QF	Cristman 2, Reyerer			
		South Carolina	W, 1-0 (2ot)	H	QF	Kelderman			UCLA (8)	L, 0-4	N5	SF	none			
		Rutgers	W, 3-0	A	SF	Maessner 2, Kunihiro	2007	–	St. Peter's	W, 3-1	H	1st	Tierney, LaBauex, J. Barlow			
		Santa Clara	T, 1-1 (4ot)	N1	F	Fallon ~			West Virginia (15)	L, 0-1	A	2nd	none			
1990	–	Richmond	W, 1-0	H	1st	Crawley	2008	10	Connecticut	L, 0-2	H	2nd	none			
		North Carolina	W, 3-1	H	2nd	Kunihiro, Yorks, Kelderman	2009	2	Bucknell	W, 5-0	H	2nd	Bates 3, Jumper, Tchani			
		N.C. State	L, 1-2 (2ot)	A	QF	J. Agoos %			Portland	W, 1-0	H	3rd	Dimas			
1991	–	Hartford	W, 2-1 (4ot)	H	2nd	Reyna, Wood			Maryland	W, 3-0	H	QF	Barlow, Bates, Evans			
		Yale	W, 2-0	H	QF	Crawley, Reyna			Wake Forest (3)	W, 2-1 (ot)	N6	SF	Tchani, Ownby			
		Saint Louis	W, 3-2 (3ot)	N2	SF	Crawley 2, Wood	2010	–	Old Dominion	L, 0-1	H	1st	none ()			
		Santa Clara	T, 0-0 (4ot)	N2	F	none \$	2011	–	Delaware	L, 0-1 (2ot)	H	1st	none			
1992	–	Penn State	W, 4-1	H	2nd	Reyna 2, Bates, own goal	2012	–	Lafayette	W, 1-0	H	1st	Bates			
		Dartmouth	W, 3-0	H	QF	Wood 2, Brannan			New Mexico (13)	L, 1-3	A	2nd	Brown			
		Duke	W, 3-0	N3	SF	Crawley, Wood, Bates	2013	8	St. John's	W, 2-0	H	2nd	Zinkhan, Bird			
		San Diego	W, 2-0	N3	F	Friends, Imler			Marquette (9)	W, 3-1	H	3rd	Thomsen, Madison, Wharton			
1993	–	William & Mary	W, 2-1	H	1st	Fisher, Reid			Connecticut	W, 2-1	H	QF	Zinkhan, Allen			
		Loyola (Md.)	W, 2-1	H	2nd	Wood, Reyna	2014	16	Maryland (5)	L, 1-2	N7	SF	Wharton			
		Wisconsin	W, 3-0	H	QF	Wood 2, Peay			UNC Wilmington	W, 3-1	H	2nd	Hayward, Rozhansky, McCord			
		Princeton	W, 3-1	N3	SF	Friends 3			Notre Dame (1)	W, 1-0	A	3rd	Corriveau			
		South Carolina	W, 2-0	N3	F	Friends 2			Georgetown (8)	T, 1-1 (2ot)	A	QF	Wharton			
1994	3	UNC Greensboro	W, 3-0	H	1st	Fitzmaurice, Nix, Fisher			UMBC	W, 1-0	N6	SF	Madison			
		Maryland	W, 2-1	H	2nd	Wood, Friends			UCLA (2)	W, 0-0 (2ot)	N6	F	none !			
		James Madison	W, 4-1	H	QF	Wood 3, Friends	2015	–	Rider	W, 2-0	H	1st	Salandy-Defour, Rozhansky			
		Rutgers	W, 2-1	N3	SF	Silvera, Walsh			Maryland (10)	L, 0-1	A	2nd	none			
		Indiana (1)	W, 1-0	N3	F	Wood	2016	12	Vermont	W, 2-1 (2ot)	H	2nd	Foss, Aguilar			
1995	1	Rhode Island	W, 2-1	H	1st	Walsh, Fisher			Stanford (5)	L, 0-1 (2ot)	A	3rd	none			
		Hartwick	W, 4-0	H	2nd	Shapowal 2, Fisher 2	2017	11	Fordham	L, 0-1	H	2nd	none			
		Brown	W, 4-1	H	QF	Fisher 2, Feary, Walsh	2018	10	Furman	W, 2-0	H	2nd	Crofts 2			
		Duke	L, 2-3	N4	SF	Feary, Leonard			Notre Dame (7)	L, 0-1 (ot)	A	3rd	none			
1996	–	George Mason	L, 0-1	H	1st	none	2019	1	Campbell	W, 2-0	H	2nd	Patton, Crofts			
1997	2	Howard	W, 3-0	H	1st	Olsen, Albright, Leonard		16	St. John's	W, 3-0	H	3rd	Ueland 2, Bell			
		Georgetown	W, 5-1	H	2nd	Olsen 2, Leonard, Trout, O'Donnel		8	SMU	W, 3-2 (ot)	H	QF	Gunnarsson, Bell 2			
		American (7)	W, 2-1 (2ot)	H	QF	West, Albright		4	Wake Forest	W, 2-1	N6	SF	Dike 2			
		Saint Louis	W, 3-1	N4	SF	Olsen 2, West										
		UCLA (5)	L, 0-2	N4	F	none										
1998	2	Rider	W, 3-0	H	1st	Trout, Barnes, Albright										
		South Carolina	W, 1-0	H	2nd	Barnes										
		Stanford	L, 0-3	H	QF	none										
1999	6	Princeton	W, 2-1 (3ot)	H	1st	Martino, O'Donnell										
		Brown	W, 3-1	H	2nd	Gibbs, Martino, Barnes										
		UCLA	L, 0-2	H	QF	none										

ALL-TIME NCAA TOURNAMENT RECORD

68-33-5 (H: 52-19-2; A: 3-10-1; N: 13-4-2)

* Game was a 0-0 draw, but Virginia was awarded a 1-0 victory after winning 4-2 in the penalty kick shootout.

~ Virginia and Santa Clara declared co-national champions.

% Game was a 1-1 draw, but N.C. State was awarded a 2-1 victory after winning 7-6 in the penalty kick shootout.

\$ UVA declared national champion after winning 3-1 in the penalty kick shootout.

∞ Game resulted in a loss for Virginia because in 2002, a draw in the NCAA Tournament resulted in a loss for the team that did not advance after penalty kicks.

+ UVA advanced to the quarterfinals after winning the penalty kick shootout, 6-5.

^ UVA advanced to the 3rd round after winning the penalty kick shootout, 7-6.

() Game was a 0-0 draw, but Virginia was awarded the victory after winning 3-2 in the penalty kick shootout.

! Game was a 0-0 draw, but Virginia was awarded the victory after winning 4-2 in the penalty kick shootout

Key to neutral sites: N1—New Brunswick, N.J.; N2—Tampa, Fla.; N3—Davidson, N.C.; N4—Richmond, Va.; N5—St. Louis, Mo.; N6—Cary, N.C.; N7—Chester, Pa.

HEAD COACH GEORGE GELNOVATCH



George Gelnovatch is in the midst of his 24th season as the head coach of the Virginia men's soccer program. The longest tenured head coach in program history, Gelnovatch has led the Cavaliers to a pair of national championships in 2009 and 2014 as well as five NCAA College Cup appearances and 24-consecutive berths in the NCAA tournament.

Gelnovatch became the program's all-time leader in wins on August 25, 2017 with a 3-2 double-overtime victory over Villanova, surpassing his UVA mentor Bruce Arena for the program record in wins with 296. He reached the 300-win plateau on Sept. 15, 2017 with a 2-1 triumph at Virginia Tech, becoming just the fourth coach in Atlantic Coast Conference history to win 300 career matches.

A former Cavalier soccer All-American and assistant coach, Gelnovatch has guided Virginia to five ACC tournament titles, three regular-season ACC championships and a record of 336-130-58 (.697) in his 24 seasons as UVA head coach. Over the course of his 30 years as an assistant and head coach at Virginia, he has been a part of all seven of the Cavaliers' national championships.

Gelnovatch is the first coach in NCAA Division I men's soccer history to lead 20-straight teams to the NCAA tournament. He is one of just eight coaches in the Division I men's soccer annals to take 20 teams to the tournament and one of only four active coaches to do so.

Gelnovatch ranks as the sixth-winningest active head coach in Division I college soccer, with a .69 career winning percentage. Going into the 2019 season he stood 15th in career wins among current head coaches. Among Division I coaches all-time, he ranked 38th in career winning percentage and 41st in wins going into 2019. These figures are even more striking when considering Gelnovatch's teams play one of the nation's toughest schedules on a yearly basis.

Virginia has won at least 15 games in a season 10 times under Gelnovatch, including 2009 when the team recorded 19 victories en route to the conference and national championships.

Gelnovatch has developed a number of Major League Soccer players during his UVA tenure, with 27 players going in MLS drafts and nine in the MLS Supplemental Draft, while six signed Project-40/Generation Adidas contracts and Jordan Allen (2014), Derrick Etienne (2015), Scott Thomsen (2015) and Aboubacar Keita (2018) each signed MLS Homegrown contracts. Jason Moore (1999) and Alecko Eskandarian (2003) were selected No. 1 in the MLS Draft, as 11 Cavaliers have been picked in the first round of the various MLS drafts.

Gelnovatch was named the 10th coach of the Virginia program on Jan. 3, 1996, after Bruce Arena announced he would end his 18-year career at the helm of UVA soccer to become head coach and assistant general manager of Major League Soccer's D.C. United.

Gelnovatch vs. GEORGETOWN (3-1-1)

Date	Location	Result	Date	Location	Result	Date	Location	Result
10/30/96	H	W, 6-0						
10/8/97	A	W, 1-0						
11/30/97	H ^N	W, 5-1						
8/24/12	N	L, 1-2 (OT)						
12/6/14	H ^N	T, 1-1 (2OT)						
\$NCAA Tournament (1-0-1) #ACC Tournament (0-0) Overtime (0-1-1)								

ACC Career Victories

(Based on Years in ACC Only)

Coach, School (min. four years)	Years	Won	Lost	Tie	Pct.
John Rennie, DU	(28) 1979-2007	410	161	34	.706
I.M. Ibrahim, CU	(28) 1967-1994	388	102	31	.774
George Gelnovatch, VA	(24) 1996-present	338	130	59	.698
Sasho Cirovski, MD	(21) 1993-2013	321	120	34	.711
Bruce Arena, VA	(18) 1978-1995	295	58	32	.808
Jay Vidovich, WF, Pitt	(25) 1994-15; 17-present	297	159	56	.635

Wins Among Active NCAA Coaches

Coach, School	Years	Wins
1. Mark Berson, South Carolina	43	514
2. Schellas Hyndman, Grand Canyon	36	503
3. Bob Warming, Omaha	42	472
4. Ralph Lundy, Col. of Charleston	44	453
5. Ray Reid, UConn	31	450
6. Sasho Cirovski, Maryland	29	424
7. Dave Masur, St. John's (NY)	33	422
8. Alan Dawson, Old Dominion	32	376
9. Neil Roberts, Boston	35	367
10. Simon Tobin, San Jose St.	33	343
11. Dennis Currier, Dayton	27	340
12. George Gelnovatch, Virginia	24	338
13. Mike Noonan, Clemson	31	334
14. Seth Roland, Fairleigh Dickinson	33	332
15. Ed Kelly, Boston College	35	330

as of Saturday, 12/14

Win Percentage - Active NCAA Coaches

Minimum - 10 years coaching

Coach, School	Years	Win%
1. Mark Hubbard, New Hampshire	12	.774
2. Ray Reid, UConn	31	.731
3. Jeremy Gunn, Stanford	21	.729
Schellas Hyndman, Grand Canyon	36	.729
5. Sasho Cirovski, Maryland	29	.701
6. George Gelnovatch, Virginia	24	.698
7. Jamie Clark, Washington	12	.697
8. Jared Embick, Akron	11	.686
9. Todd Yeagley, Indiana	11	.680
10. Dennis Currier, Dayton	27	.678
11. Dave Masur, St. John's (NY)	33	.675
12. Bobby Muuss, Wake Forest	13	.672

as of Saturday 12/14

GELNOVATCH'S UVA COACHING YEARS

- 2009 and 2014 National Championships
- Five NCAA College Cup appearances (1997, 2006, 2009, 2013, 2014)
- Seven NCAA quarterfinal appearances
- 23 consecutive NCAA tournament appearances (a first in NCAA men's soccer history)
- 38 consecutive program NCAA tournament appearances (longest active streak in the country)
- Four ACC tournament titles
- Two ACC regular-season titles
- 12 ACC tournament championship appearances
- Twice named ACC Coach of the Year (1996, 2001)
- Two National Players of the Year
- **51 players that have gone on to play professional soccer**

GELNOVATCH'S INTERNATIONAL COACHING YEARS

- 1999-2003: Head Coach USA Under-18 National Team
- 1999-2002: Assistant Coach full USA National Team
- 2002: World Cup (South Korea) Quarterfinalists
- Assistant Coach USA Full National Team at Confederation Cup
- Assistant Coach USA Full National Team at Gold Cup

GELNOVATCH AS HIGH SCHOOL AND COLLEGE PLAYER

- First Team All-American out of Wall High School (N.J.) 1983
- Under-20 US National Team 1983
- First Team All-American at the University of Virginia
- 1987: Finished 3rd in voting for National Player of the year
- Full National Team Spring of 1987

GELNOVATCH AS PROFESSIONAL PLAYER

- MISL Minnesota Strikers, 1987-88
- American Soccer League (ASL) NJ Eagles
- American Professional Soccer League (APSL) Penn Jersey Spirit
- American Professional Soccer League (APSL) Baltimore Bay
- A League appearance, 1996
- MLS appearance, 1996

GELNOVATCH CAREER COACHING RECORD

Year	Overall	ACC	ACC Finish	NCAA Tournament
1996	16-3-3	4-0-2	Runner-Up	1st Round
1997	19-4-3	3-1-2	Champions	NCAA Runner-Up
1998	16-4-3	4-1-1	Semifinals	Quarterfinals
1999	14-9-1	1-4-1	Runner-Up	2nd Round
2000	17-6-1	5-1-0	Runner-Up	Quarterfinals
2001	17-2-1	6-0-0	Runner-Up	2nd Round
2002	15-7-0	3-3-0	Runner-Up	2nd Round
2003	11-10-2	3-3-0	Champions	3rd Round
2004	18-5-1	4-3-0	Champions	Quarterfinals
2005	12-5-3	6-2-0	Quarterfinals	3rd Round
2006	17-4-1	5-3-0	Semifinals	NCAA Semifinals
2007	12-8-2	1-5-2	Quarterfinals	2nd Round
2008	11-9-1	4-4-0	Runner-Up	2nd Round
2009	19-3-3	4-3-1	Champions	NCAA Champions
2010	11-6-3	2-4-2	Semifinals	1st Round
2011	12-8-1	4-3-1	Semifinals	1st Round
2012	10-7-4	3-4-1	Semifinals	2nd Round
2013	13-6-5	4-3-4	Runner-Up	NCAA Semifinals
2014	14-6-3	3-3-2	Quarterfinals	NCAA Champions
2015	10-5-3	4-2-2	Quarterfinals	2nd Round
2016	11-4-5	3-2-3	Quarterfinals	3rd Round
2017	12-4-5	3-2-3	Runner-Up	2nd Round
2018	10-4-3	3-2-2	First Round	3rd Round
2019	21-1-1	6-1-1	Champions	-
Career	338-130-58	88-59-30		

COACHING ALL-TIME AT VIRGINIA

Coach	Years	W	L	T	Pct.
Lawrence Ludwig (1941-50)	7	19	38	6	.349
Hugh Moomaw (1951-53)	3	10	11	5	.481
Wilson Fewster (1954)	1	2	4	2	.375
Robert Sandell (1955-57)	3	14	10	3	.574
Eugene Corrigan (1958-65)	8	39	35	7	.525
Gordon Burris (1966-70)	5	24	27	4	.473
Jim Stephens (1971-73)	3	21	15	4	.575
Larry Gross (1974-77)	4	30	24	6	.550
Bruce Arena (1978-95)	18	295	59	31	.806
George Gelnovatch (1996-present)	24	338	130	58	.698



2019 Virginia Men's Soccer
Virginia Individual Season/Career Statistics (as of Dec 14, 2019)
All games



SEASON

CAREER

##	Player	gp-gs	g	a	pts	sh	sh%	gw	pk-att	gp-gs	g	a	pts	sh	sh%	gw	pk-att
9	Dike, Daryl	22-22	9	8	26	50	.180	4	0-0	• 35-34	14	9	37	74	.189	6	0-0
8	Bell, Joe	21-21	6	4	16	27	.222	2	5-6	• 59-59	9	10	28	66	.136	4	5-6
10	Crofts, Nathaniel	22-21	6	3	15	48	.125	5	0-0	• 60-59	10	11	31	94	.106	6	0-0
11	Donasiyano, Irakoze	23-23	4	5	13	37	.108	2	0-0	• 49-40	5	7	17	56	.089	2	0-0
7	Steedman, Daniel	21-21	2	7	11	31	.065	2	0-0	• 36-27	4	7	15	58	.069	2	0-0
12	Patton, Spencer	23-4	4	1	9	15	.267	1	0-0	• 32-4	4	1	9	18	.222	1	0-0
18	Gunnarsson, Axel	23-22	2	4	8	29	.069	0	0-0	• 23-22	2	4	8	29	.069	0	0-0
17	Ueland, Andreas	23-23	3	1	7	15	.200	2	0-0	• 23-23	3	1	7	15	.200	2	0-0
30	Afamefuna, Robin	23-23	2	2	6	11	.182	1	1-2	• 76-68	4	3	11	30	.133	2	1-2
20	Happi Kamseu, Cabrel	15-2	2	1	5	5	.400	2	0-0	• 31-16	7	2	16	28	.250	4	0-0
13	Halsey, Bret	21-21	1	2	4	23	.043	0	0-0	• 22-22	1	2	4	24	.042	0	0-0
5	Kessler, Henry	23-23	1	0	2	11	.091	0	0-0	• 51-40	1	0	2	20	.050	0	0-0
15	Horton, Philip	19-0	1	0	2	4	.250	0	0-0	• 19-0	1	0	2	4	.250	0	0-0
16	Nixon Jr., Jerren	6-0	0	0	0	2	.000	0	0-0	• 6-0	0	0	0	2	.000	0	0-0
6	Verley, Jeremy	3-0	0	0	0	2	.000	0	0-0	• 3-0	0	0	0	2	.000	0	0-0
21	James, Aaron	10-4	0	0	0	1	.000	0	0-0	• 17-4	0	0	0	2	.000	0	0-0
27	Bradley, Beau	2-0	0	0	0	0	.000	0	0-0	• 2-0	0	0	0	0	.000	0	0-0
	Total	144	43	38	124	311	.138	21	6-8								
	Opponents	144	10	11	31	180	.056	1	2-2								

##	Goalie	gp-gs	minutes	ga	gaavg	saves	pct	w	l	t	sho
1	Shutler, Colin	23-23	2105:49	10	0.43	60	.857	21	1	1	15
	Career totals	39-38	3527:36	21	0.54	104	.832	30	4	4	23
	Total	23	2105:49	10	0.43	62	.861	21	1	1	15
	Opponents	23	2105:49	43	1.84	84	.661	1	21	1	1



2019 Virginia Men's Soccer
Virginia Combined Team Statistics (as of Dec 14, 2019)
All games



RECORD:	OVERALL	HOME	AWAY	NEUTRAL
ALL GAMES	21-1-1	15-1	3-0-1	3-0
CONFERENCE	6-1-1	3-1	3-0-1	0-0
NON-CONFERENCE	15-0	12-0	0-0	3-0

Date	Opponent		Score	Att.	#	Player	gp	g	a	pts	sh	sh%	sog	sog%	gw	pk-att
08/30/19	PACIFIC	w	2-0	3770	9	Dike, Daryl	22	9	8	26	50	.180	24	.480	4	0-0
09/02/19	vs #1 Maryland	w	2-0	1884	8	Bell, Joe	21	6	4	16	27	.222	14	.519	2	5-6
09/07/19	HIGH POINT	w	1-0	1578	10	Crofts, Nathaniel	22	6	3	15	48	.125	18	.375	5	0-0
* 09/13/19	at #2 Duke	w	3-1	1092	11	Donasiyano, Irakoze	23	4	5	13	37	.108	12	.324	2	0-0
09/17/19	RADFORD	w	1-0	1043	7	Steedman, Daniel	21	2	7	11	31	.065	13	.419	2	0-0
* 09/20/19	NC STATE	w	2-0	3858	12	Patton, Spencer	23	4	1	9	15	.267	7	.467	1	0-0
09/23/19	WESTERN MICH.	Wot	1-0	957	18	Gunnarsson, Axel	23	2	4	8	29	.069	13	.448	0	0-0
* 09/28/19	at #21 Notre Dame	w	1-0	646	17	Ueland, Andreas	23	3	1	7	15	.200	4	.267	2	0-0
10/01/19	GEORGE WASHINGTON	w	3-0	1160	30	Afamefuna, Robin	23	2	2	6	11	.182	6	.545	1	1-2
* 10/04/19	#24 LOUISVILLE	w	2-0	3008	20	Happi Kamseu, Cabrel	15	2	1	5	5	.400	2	.400	2	0-0
* 10/11/19	at Boston College	To2	1-1	242	13	Halsey, Bret	21	1	2	4	23	.043	6	.261	0	0-0
10/15/19	#18 JAMES MADISON	w	1-0	1809	5	Kessler, Henry	23	1	0	2	11	.091	4	.364	0	0-0
* 10/18/19	PITTSBURGH	L	0-2	3201	15	Horton, Philip	19	1	0	2	4	.250	2	.500	0	0-0
10/22/19	SAINT LOUIS	w	3-0	1021	16	Nixon Jr., Jerren	6	0	0	0	2	.000	1	.500	0	0-0
* 10/25/19	at #25 Virginia Tech	w	2-0	1738	6	Verley, Jeremy	3	0	0	0	2	.000	1	.500	0	0-0
* 11/01/19	NORTH CAROLINA	Wot	2-1	2193	21	James, Aaron	10	0	0	0	1	.000	0	.000	0	0-0
+ 11/10/19	SYRACUSE	w	2-1	1525	27	Bradley, Beau	2	0	0	0	0	.000	0	.000	0	0-0
+ 11/13/19	#7 WAKE FOREST	w	1-0	586	Total		23	43	38	124	311	.138	127	.408	21	6-8
+ 11/17/19	vs #1 Clemson	w	3-1	1330	Opponents		23	10	11	31	180	.056	72	.400	1	2-2
\$ 11/24/19	#24 CAMPBELL	w	2-0	1460												
\$ 11/30/19	#14 ST. JOHN'S (NY)	w	3-0	815	#	Goalie	GP	Min.	GA	GAAvg	Saves	Pct	W-L-T	Sho		
\$ 12/06/19	#5 SMU	Wot	3-2	1674	1	Shutler, Colin	23	2105:49	10	0.43	60	.857	21-1-1	15/0		
\$ 12/13/19	vs #9 Wake Forest	w	2-1	9862	Total		23	2105:49	10	0.43	62	.861	21-1-1	15		
					Opponents		23	2105:49	43	1.84	84	.661	1-21-1	1		

+ ACC Tournament
 \$ NCAA Tournament

TEAM STATISTICS	VA	OPP
SHOT STATISTICS		
Goals-Shot attempts	43-311	10-180
Goals scored per game	1.87	0.43
Shot pct.	.138	.056
Shots on goal-Attempts	127-311	72-180
SOG pct.	.408	.400
Shots/Game	13.5	7.8
CORNER KICKS	142	82
PENALTY KICKS	6-8	2-2
PENALTIES		
Yellow cards	29	56
Red cards	0	3
ATTENDANCE		
Total	29658	3718
Dates/Avg Per Date	16/1854	4/930
Neutral Site #/Avg	3/4359	

Goals by Period	1st	2nd	OT	OT2	Total
Virginia	22	18	3	0	43
Opponents	3	7	0	0	10

Shots by Period	1st	2nd	OT	OT2	Total
Virginia	157	143	10	1	311
Opponents	79	97	4	0	180

Saves by Period	1st	2nd	OT	OT2	Total
Virginia	24	36	2	0	62
Opponents	49	34	1	0	84

Corners by Period	1st	2nd	OT	OT2	Total
Virginia	54	80	7	1	142
Opponents	39	42	1	0	82

Fouls by Period	1st	2nd	OT	OT2	Total
Virginia	137	165	0	3	305
Opponents	192	158	6	1	357



2019 Virginia Men's Soccer
Virginia Combined Team Statistics (as of Dec 11, 2019)
Conference games



RECORD:	OVERALL	HOME	AWAY	NEUTRAL
ALL GAMES	6-1-1	3-1	3-0-1	0-0
CONFERENCE	6-1-1	3-1	3-0-1	0-0
NON-CONFERENCE	0-0	0-0	0-0	0-0

Date	Opponent		Score	Att.
* 09/13/19	at #2 Duke	w	3-1	1092
* 09/20/19	NC STATE	w	2-0	3858
* 09/28/19	at #21 Notre Dame	w	1-0	646
* 10/04/19	#24 LOUISVILLE	w	2-0	3008
* 10/11/19	at Boston College	To2	1-1	242
* 10/18/19	PITTSBURGH	L	0-2	3201
* 10/25/19	at #25 Virginia Tech	w	2-0	1738
* 11/01/19	NORTH CAROLINA	Wot	2-1	2193

+ ACC Tournament
 \$ NCAA Tournament

TEAM STATISTICS	VA	OPP
SHOT STATISTICS		
Goals-Shot attempts	13-103	5-71
Goals scored per game	1.62	0.62
Shot pct.	.126	.070
Shots on goal-Attempts	43-103	28-71
SOG pct.	.417	.394
Shots/Game	12.9	8.9
CORNER KICKS	53	32
PENALTY KICKS	2-2	0-0
PENALTIES		
Yellow cards	15	18
Red cards	0	2
ATTENDANCE		
Total	12260	3718
Dates/Avg Per Date	4/3065	4/930
Neutral Site #/Avg	0/0	

#	Player	gp	g	a	pts	sh	sh%	sog	sog%	gw	pk-att
9	Dike, Daryl	8	4	3	11	20	.200	9	.450	2	0-0
8	Bell, Joe	8	2	4	8	9	.222	7	.778	1	2-2
12	Patton, Spencer	8	3	0	6	6	.500	4	.667	0	0-0
10	Crofts, Nathaniel	7	2	1	5	16	.125	8	.500	2	0-0
17	Ueland, Andreas	8	1	0	2	7	.143	1	.143	1	0-0
5	Kessler, Henry	8	1	0	2	7	.143	3	.429	0	0-0
11	Donasiyano, Irakoze	8	0	2	2	11	.000	4	.364	0	0-0
18	Gunnarsson, Axel	8	0	1	1	7	.000	2	.286	0	0-0
13	Halsey, Bret	7	0	1	1	6	.000	2	.333	0	0-0
30	Afamefuna, Robin	8	0	1	1	2	.000	1	.500	0	0-0
7	Steedman, Daniel	6	0	0	0	11	.000	2	.182	0	0-0
20	Happi Kamseu, Cabrel	7	0	0	0	1	.000	0	.000	0	0-0
21	James, Aaron	3	0	0	0	0	.000	0	.000	0	0-0
15	Horton, Philip	6	0	0	0	0	.000	0	.000	0	0-0
Total		8	13	13	39	103	.126	43	.417	6	2-2
Opponents		8	5	6	16	71	.070	28	.394	1	0-0

#	Goalie	GP	Min.	GA	GAAvg	Saves	Pct	W-L-T	Sho
1	Shutler, Colin	8	749:18	5	0.60	23	.821	6-1-1	4/0
Total		8	749:18	5	0.60	23	.821	6-1-1	4
Opponents		8	749:18	13	1.56	30	.698	1-6-1	1

Goals by Period	1st	2nd	OT	OT2	Total
Virginia	5	7	1	0	13
Opponents	2	3	0	0	5

Shots by Period	1st	2nd	OT	OT2	Total
Virginia	57	40	5	1	103
Opponents	28	39	4	0	71

Saves by Period	1st	2nd	OT	OT2	Total
Virginia	9	12	2	0	23
Opponents	20	10	0	0	30

Corners by Period	1st	2nd	OT	OT2	Total
Virginia	23	24	5	1	53
Opponents	12	19	1	0	32

Fouls by Period	1st	2nd	OT	OT2	Total
Virginia	44	49	0	3	96
Opponents	69	53	4	1	127



2019 Virginia Men's Soccer
Virginia Combined Team Statistics (as of Dec 14, 2019)
NCAA Tournament



RECORD:	OVERALL	HOME	AWAY	NEUTRAL
ALL GAMES	4-0	3-0	0-0	1-0
CONFERENCE	0-0	0-0	0-0	0-0
NON-CONFERENCE	4-0	3-0	0-0	1-0

Date	Opponent		Score	Att.
\$ 11/24/19	#24 CAMPBELL	w	2-0	1460
\$ 11/30/19	#14 ST. JOHN'S (NY)	w	3-0	815
\$ 12/06/19	#5 SMU	Wot	3-2	1674
\$ 12/13/19	vs #9 Wake Forest	w	2-1	9862

+ ACC Tournament
 \$ NCAA Tournament

TEAM STATISTICS	VA	OPP
SHOT STATISTICS		
Goals-Shot attempts	10-62	3-23
Goals scored per game	2.50	0.75
Shot pct.	.161	.130
Shots on goal-Attempts	23-62	15-23
SOG pct.	.371	.652
Shots/Game	15.5	5.8
CORNER KICKS	28	12
PENALTY KICKS	2-3	2-2
PENALTIES		
Yellow cards	5	9
Red cards	0	0
ATTENDANCE		
Total	3949	0
Dates/Avg Per Date	3/1316	0/0
Neutral Site #/Avg	1/9862	

#	Player	gp	g	a	pts	sh	sh%	sog	sog%	gw	pk-att
8	Bell, Joe	4	3	0	6	11	.273	4	.364	1	2-3
9	Dike, Daryl	4	2	1	5	13	.154	4	.308	1	0-0
17	Ueland, Andreas	4	2	1	5	3	.667	2	.667	1	0-0
18	Gunnarsson, Axel	4	1	2	4	8	.125	4	.500	0	0-0
10	Crofts, Nathaniel	4	1	1	3	6	.167	2	.333	0	0-0
7	Steedman, Daniel	4	0	3	3	5	.000	2	.400	0	0-0
12	Patton, Spencer	4	1	0	2	1	1.000	1	1.000	1	0-0
11	Donasiyano, Irakoze	4	0	1	1	5	.000	1	.200	0	0-0
13	Halsey, Bret	4	0	0	0	7	.000	1	.143	0	0-0
5	Kessler, Henry	4	0	0	0	2	.000	1	.500	0	0-0
30	Afamefuna, Robin	4	0	0	0	1	.000	1	1.000	0	0-0
21	James, Aaron	1	0	0	0	0	.000	0	.000	0	0-0
20	Happi Kamseu, Cabrel	2	0	0	0	0	.000	0	.000	0	0-0
16	Nixon Jr., Jerren	2	0	0	0	0	.000	0	.000	0	0-0
15	Horton, Philip	2	0	0	0	0	.000	0	.000	0	0-0
Total		4	10	9	29	62	.161	23	.371	4	2-3
Opponents		4	3	2	8	23	.130	15	.652	0	2-2

#	Goalie	GP	Min.	GA	GAAvg	Saves	Pct	W-L-T	Sho
1	Shutler, Colin	4	364:24	3	0.74	12	.800	4-0-0	2/0
	Total	4	364:24	3	0.74	12	.800	4-0-0	2
	Opponents	4	364:24	10	2.47	13	.565	0-4-0	0

Goals by Period	1st	2nd	OT	Total
Virginia	7	2	1	10
Opponents	0	3	0	3

Shots by Period	1st	2nd	OT	Total
Virginia	27	31	4	62
Opponents	9	14	0	23

Saves by Period	1st	2nd	OT	Total
Virginia	2	10	0	12
Opponents	4	8	1	13

Corners by Period	1st	2nd	OT	Total
Virginia	10	16	2	28
Opponents	5	7	0	12

Fouls by Period	1st	2nd	OT	Total
Virginia	35	39	0	74
Opponents	35	27	1	63



**2019 Virginia Men's Soccer
Virginia Overall Team Statistics (as of Dec 14, 2019)
All games**



Overall: 21-1-1 Conf: 6-1-1 Home: 15-1-0 Away: 3-0-1 Neut: 3-0-0

TEAM STATISTICS	VA	OPP
SHOT STATISTICS		
Goals-Shot attempts	43-311	10-180
Goals scored per game	1.87	0.43
Shot pct.	.138	.056
Shots on goal-Attempts	127-311	72-180
SOG pct.	.408	.400
Shots/Game	13.5	7.8
Assists	38	11
CORNER KICKS	142	82
PENALTY KICKS	6-8	2-2
PENALTIES		
Yellow cards	29	56
Red cards	0	3
ATTENDANCE		
Total	29658	3718
Dates/Avg Per Date	16/1854	4/930
Neutral Site #/Avg	3/4359	

Goals by Period	1st	2nd	OT	OT2	Total
Virginia	22	18	3	0	43
Opponents	3	7	0	0	10

Corners by Period	1st	2nd	OT	OT2	Total
Virginia	54	80	7	1	142
Opponents	39	42	1	0	82

Shots by Period	1st	2nd	OT	OT2	Total
Virginia	157	143	10	1	311
Opponents	79	97	4	0	180

Fouls by Period	1st	2nd	OT	OT2	Total
Virginia	137	165	0	3	305
Opponents	192	158	6	1	357

Saves by Period	1st	2nd	OT	OT2	Total
Virginia	24	36	2	0	62
Opponents	49	34	1	0	84



2019 Virginia Men's Soccer
Virginia Team Game-by-Game (as of Dec 14, 2019)
All games



Date	Opponent	Score	G	A	Pts	Sh	Sh%	Sog	Sog%	GW	PK-Att	Min
08/30/19	PACIFIC	2-0	2	3	7	14	.143	8	.571	1	0-1	990
09/02/19	vs Maryland	2-0	2	2	6	11	.182	5	.455	1	0-0	990
09/07/19	HIGH POINT	1-0	1	0	2	19	.053	6	.316	1	0-0	991
09/13/19	at Duke	3-1	3	2	8	11	.273	5	.455	1	0-0	990
09/17/19	RADFORD	1-0	1	0	2	9	.111	4	.444	1	0-0	990
09/20/19	NC STATE	2-0	2	2	6	13	.154	5	.385	1	1-1	991
09/23/19	WESTERN MICH.	1-0	1	2	4	13	.077	5	.385	1	0-0	1013
09/28/19	at Notre Dame	1-0	1	0	2	9	.111	1	.111	1	1-1	991
10/01/19	GEORGE WASHINGTON	3-0	3	1	7	21	.143	9	.429	1	0-0	990
10/04/19	LOUISVILLE	2-0	2	3	7	11	.182	8	.727	1	0-0	991
10/11/19	at Boston College	1-1	1	2	4	21	.048	10	.476	0	0-0	1210
10/15/19	JAMES MADISON	1-0	1	0	2	17	.059	4	.235	1	0-0	991
10/18/19	PITTSBURGH	0-2	0	0	0	14	.000	4	.286	0	0-0	990
10/22/19	SAINT LOUIS	3-0	3	3	9	11	.273	6	.545	1	0-0	991
10/25/19	at Virginia Tech	2-0	2	1	5	10	.200	4	.400	1	0-0	989
11/01/19	NORTH CAROLINA	2-1	2	3	7	14	.143	6	.429	1	0-0	1090
11/10/19	SYRACUSE	2-1	2	1	5	11	.182	5	.455	1	1-1	990
11/13/19	WAKE FOREST	1-0	1	2	4	9	.111	4	.444	1	0-0	989
11/17/19	vs Clemson	3-1	3	2	8	11	.273	5	.455	1	1-1	990
11/24/19	CAMPBELL	2-0	2	2	6	19	.105	8	.421	1	0-0	992
11/30/19	ST. JOHN'S (NY)	3-0	3	3	9	18	.167	7	.389	1	1-1	990
12/06/19	SMU	3-2	3	2	8	18	.167	6	.333	1	1-2	1035
12/13/19	vs Wake Forest	2-1	2	2	6	7	.286	2	.286	1	0-0	990
		43-10	43	38	124	311	.138	127	.408	21	6-8	23164
Opponent			10	11	31	180	.056	72	.400	1	2-2	-

TEAM PER-GAME

Games played: 23

Shots per game: 13.52; Goals per game: 1.87

Assists per game: 1.65; Points per game: 5.39

Date	Opponent	Score	Minutes	GA	GAAvg	Saves	Save%	W	L	T	Sho
08/30/19	PACIFIC	2-0	90:00	0	0.00	4	1.000	1	0	0	1
09/02/19	vs Maryland	2-0	90:00	0	0.00	2	1.000	1	0	0	1
09/07/19	HIGH POINT	1-0	90:00	0	0.00	2	1.000	1	0	0	1
09/13/19	at Duke	3-1	90:00	1	0.25	4	.800	1	0	0	-
09/17/19	RADFORD	1-0	90:00	0	0.20	4	1.000	1	0	0	1
09/20/19	NC STATE	2-0	90:00	0	0.17	1	1.000	1	0	0	1
09/23/19	WESTERN MICH.	1-0	92:07	0	0.14	0	.000	1	0	0	1
09/28/19	at Notre Dame	1-0	90:00	0	0.12	2	1.000	1	0	0	1
10/01/19	GEORGE WASHINGTON	3-0	90:00	0	0.11	2	1.000	1	0	0	1
10/04/19	LOUISVILLE	2-0	90:00	0	0.10	4	1.000	1	0	0	1
10/11/19	at Boston College	1-1	110:00	1	0.18	0	.000	0	0	1	-
10/15/19	JAMES MADISON	1-0	90:00	0	0.16	5	1.000	1	0	0	1
10/18/19	PITTSBURGH	0-2	90:00	2	0.30	2	.500	0	1	0	-
10/22/19	SAINT LOUIS	3-0	90:00	0	0.28	2	1.000	1	0	0	1
10/25/19	at Virginia Tech	2-0	90:00	0	0.26	5	1.000	1	0	0	1
11/01/19	NORTH CAROLINA	2-1	99:18	1	0.31	5	.833	1	0	0	-
11/10/19	SYRACUSE	2-1	90:00	1	0.35	1	.500	1	0	0	-
11/13/19	WAKE FOREST	1-0	90:00	0	0.33	1	1.000	1	0	0	1
11/17/19	vs Clemson	3-1	90:00	1	0.36	4	.800	1	0	0	-
11/24/19	CAMPBELL	2-0	90:00	0	0.34	1	1.000	1	0	0	1
11/30/19	ST. JOHN'S (NY)	3-0	90:00	0	0.33	1	1.000	1	0	0	1
12/06/19	SMU	3-2	94:24	2	0.40	3	.600	1	0	0	-
12/13/19	vs Wake Forest	2-1	90:00	1	0.43	7	.875	1	0	0	-
		43-10	2105:49	10	0.43	62	.861	21	1	1	15
Opponent			2105:49	43	0.43	84	.661	1	21	1	1



2019 Virginia Men's Soccer
Virginia Game Results (as of Dec 14, 2019)
All games



Date	Opponent		Score	Overall	Conf	Att.	Goals scored
08/30/19	PACIFIC	W	2-0	1-0-0	0-0-0	3770	Donasiyano, Irakoze (Gunnarsson, Axel;Dike, Daryl) Donasiyano, Irakoze (Dike, Daryl)
09/02/19	vs #1 Maryland	W	2-0	2-0-0	0-0-0	1884	Crofts, Nathaniel (Steedman, Daniel) Dike, Daryl (Crofts, Nathaniel)
09/07/19	HIGH POINT	W	1-0	3-0-0	0-0-0	1578	Steedman, Daniel (unassisted)
* 09/13/19	at #2 Duke	W	3-1	4-0-0	1-0-0	1092	Kessler, Henry (unassisted) Crofts, Nathaniel (Bell, Joe) Patton, Spencer (Dike, Daryl)
09/17/19	RADFORD	W	1-0	5-0-0	1-0-0	1043	Steedman, Daniel (unassisted)
* 09/20/19	NC STATE	W	2-0	6-0-0	2-0-0	3858	Dike, Daryl (Afarefuna, Robin;Bell, Joe) Bell, Joe (penalty kick)
09/23/19	WESTERN MICH.	WOT	1-0	7-0-0	2-0-0	957	Happi Kamseu, Cabrel (Halsey, Bret;Dike, Daryl)
* 09/28/19	at #21 Notre Dame	W	1-0	8-0-0	3-0-0	646	Bell, Joe (penalty kick)
10/01/19	GEORGE WASHINGTON	W	3-0	9-0-0	3-0-0	1160	Afarefuna, Robin (unassisted) Horton, Philip (Happi Kamseu, Cabrel) Halsey, Bret (unassisted)
* 10/04/19	#24 LOUISVILLE	W	2-0	10-0-0	4-0-0	3008	Dike, Daryl (Bell, Joe) Patton, Spencer (Donasiyano, Irakoze;Dike, Daryl)
* 10/11/19	at Boston College	TO2	1-1	10-0-1	4-0-1	242	Patton, Spencer (Dike, Daryl;Bell, Joe)
10/15/19	#18 JAMES MADISON	W	1-0	11-0-1	4-0-1	1809	Donasiyano, Irakoze (unassisted)
* 10/18/19	PITTSBURGH	L	0-2	11-1-1	4-1-1	3201	-
10/22/19	SAINT LOUIS	W	3-0	12-1-1	4-1-1	1021	Dike, Daryl (Steedman, Daniel;Patton, Spencer) Donasiyano, Irakoze (unassisted) Dike, Daryl (Donasiyano, Irakoze)
* 10/25/19	at #25 Virginia Tech	W	2-0	13-1-1	5-1-1	1738	Crofts, Nathaniel (unassisted) Dike, Daryl (Crofts, Nathaniel)
* 11/01/19	NORTH CAROLINA	WOT	2-1	14-1-1	6-1-1	2193	Dike, Daryl (Donasiyano, Irakoze;Gunnarsson, Axel) Ueland, Andreas (Halsey, Bret)
+ 11/10/19	SYRACUSE	W	2-1	15-1-1	6-1-1	1525	Bell, Joe (penalty kick) Crofts, Nathaniel (Dike, Daryl)
+ 11/13/19	#7 WAKE FOREST	W	1-0	16-1-1	6-1-1	586	Crofts, Nathaniel (Afarefuna, Robin;Steedman, Daniel)
+ 11/17/19	vs #1 Clemson	W	3-1	17-1-1	6-1-1	1330	Gunnarsson, Axel (Donasiyano, Irakoze) Happi Kamseu, Cabrel (Steedman, Daniel) Afarefuna, Robin (penalty kick)
\$ 11/24/19	#24 CAMPBELL	W	2-0	18-1-1	6-1-1	1460	Patton, Spencer (Crofts, Nathaniel) Crofts, Nathaniel (Gunnarsson, Axel)
\$ 11/30/19	#14 ST. JOHN'S (NY)	W	3-0	19-1-1	6-1-1	815	Ueland, Andreas (Gunnarsson, Axel;Steedman, Daniel) Ueland, Andreas (Steedman, Daniel) Bell, Joe (penalty kick)
\$ 12/06/19	#5 SMU	WOT	3-2	20-1-1	6-1-1	1674	Gunnarsson, Axel (Dike, Daryl;Donasiyano, Irakoze) Bell, Joe (penalty kick) Bell, Joe (unassisted)
\$ 12/13/19	vs #9 Wake Forest	W	2-1	21-1-1	6-1-1	9862	Dike, Daryl (Ueland, Andreas) Dike, Daryl (Steedman, Daniel)

+ ACC Tournament

\$ NCAA Tournament

Team Record	W-L-T	Attendance	Dates	Total	Avg.
Overall:	21-1-1	Total:	23	46452	2020
Conference:	6-1-1	Home:	16	29658	1854
Home:	15-1	Away:	4	14 18	930

CAREER HIGHS/SUMMARIES

Player	Goals	Assists	Points	Last Goal	Season Goals	Career Goals
#2 - Eben Noverr	n/a	n/a	n/a	n/a	0	0
#3 - Max Diamond	n/a	n/a	n/a	n/a	0	0
#4 - Reed Kessler	n/a	n/a	n/a	n/a	0	0
#5 - Henry Kessler	1, at Duke (9/13/19)	n/a	n/a	at Duke (9/13/19)	1	1
#6 - Jeremy Verley	n/a	n/a	n/a	n/a	0	0
#7 - Daniel Steedman	1, 4x (last: 9/17/19 vs. Radford)	2, vs. St. John's (11/30/19)	2, 2x (last 9/7/19 vs. High Point)	vs. Radford (9/17/19)	2	4
#8 - Joe Bell	2, vs SMU (12/6/19)	1, 10 times (at BC (10/11/19)	2, 7x (last: 11/30/19 vs. St. John's)	vs. SMU (12/6/19)	6	9
#9 - Daryl Dike	2, 3x (last: 12/13/19 vs. Wake Forest)	2, vs. Pacific (8/30/19)	4, 2x (last: 10/22/19 vs Saint Louis)	vs. North Carolina (11/1/19)	9	14
#10 - Nathaniel Crofts	2, vs Furman (11/18/18)	2, 2x (last: at Clem (10/12/18)	4, vs. Furman 11/18/18	vs. Campbell (11/24/19)	6	10
#11 - Irakoze Donasiyano	2, vs. Pacific (8/30/19)	1, 6x (last: 11/10/19 vs. Clemson)	4 vs. Pacific (8/30/19)	vs. James Madison (10/15/19)	4	5
#12 - Spencer Patton	1, 4x (last: 11/24/19 vs. Campbell)	n/a	n/a	vs. Campbell (11/24/19)	4	4
#13 - Bret Hasley	1, vs. GW (10/1/19)	1, 2x vs. (last: 11/1/19 vs. UNC)	2, vs. GW (10/1/19)	vs. GW (10/1/19)	1	1
#15 - Philip Horton	1, vs. GW (10/1/19)	n/a	2, vs. GW (10/1/19)	vs. GW (10/1/19)	1	1
#16 - Jerren Nixon Jr.	n/a	1, vs. Lehigh (10/10/17)	n/a	n/a	0	0
#17 - Andreas Ueland	2, vs. St. John's (11/30/19)	1, vs. Wake Forest (12/13/19)	4, vs. St. John's (11/30/19)	vs. St. John's (11/30/19)	3	3
#18 - Axel Gunnarsson	1, 2x (last: 12/6/19 vs. SMU)	1, 4x (last: 11/30/19 vs. St. John's)	2, vs. Clemson (11/19/19)	vs. SMU (12/6/19)	2	2
#19 - Nick Berghold	n/a	n/a	n/a	n/a	0	0
#20 - Cabrel Happi Kamseu	1, 7x (last: 11/10/19 vs. Clemson)	1, vs. Wake Forest (10/20/18)	2, 7 times (last: 11/10/19 vs. Clemson)	vs. Clemson (11/10/19)	2	7
#21 - Aaron James	n/a	n/a	n/a	n/a	0	0
#23 - Matthew Warbrick	n/a	n/a	n/a	n/a	0	0
#24 - Isaiah Byrd	n/a	n/a	n/a	n/a	0	0
#26 - Ben Grant	n/a	n/a	n/a	n/a	0	0
#27 - Beau Bradley	n/a	n/a	n/a	n/a	0	0
#30 - Robin Afamefuna	1, 4x (last: 11/10/19 vs. Clemson)	1, 3x (last: 11/13/19 vs. Wake Forest)	2, 4x (last: 11/10/19 vs. Clemson)	vs. Clemson (11/10/19)	2	4

*Done at previous school

Goalkeepers	Saves	Career Shutouts
#00 - Tyler Willen	n/a	0
#0 - Chris Shutler	10 vs American (9/11/17)	0
#1 - Colin Shutler	8 vs. Virginia Tech (9/7/18)	23
#99 - Marcel DaSilva	11 at Creighton (9/19/17)	4 (3 at Tulsa; 1 at UVA)

THE LAST TIME

TEAM	Scored an own goal.....	2-0, vs. FIU, Sept. 18, 2018
Home win.....	Scored on a penalty kick goal.....	Joe Bell, 3-2 (OT) vs. SMU, Dec. 6, 2019
Home loss.....	Scored 3 goals in first half.....	3-0 vs. St. John's, Nov. 30, 2019
Home tie.....	Scored 3 goals in second half.....	3-0 vs. Clemson Nov. 10, 2019
Away win.....	Allowed 0 goals.....	3-0 vs. St. John's, Nov. 30, 2019
Away loss.....	Allowed 1 goal.....	2-1 vs. Wake Forest, Dec. 13, 2019
Away tie.....	Allowed 2 goals.....	3-2 (OT) vs. SMU, Dec. 6, 2019
Neutral win.....	Allowed 3 goals.....	2-3 vs. Wake Forest, Oct. 20, 2018
Neutral loss.....	Allowed 4+ goals.....	1-6, at Louisville, Sept. 24, 2016
Neutral tie.....	Allowed an own goal.....	1-1 at BC, Oct. 11, 2019
OT win.....	Allowed a penalty kick.....	Bruno Lapa, 2-1 vs. Wake Forest, Dec. 13, 2019
OT loss.....		
Played 2 OTs.....		
ACC win.....		
ACC loss.....		
ACC tie.....		
Scored 0 goals.....		
Scored 1 goal.....		
Scored 2 goals.....		
Scored 3 goals.....		
Scored 4+ goals.....		
	INDIVIDUAL	
	Hat trick.....	Will Bates vs. Mount St. Mary's, Sept. 11, 2012
	Multi-goal match.....	(2) Daryl Dike, 2-1 vs. Wake Forest, Dec. 13, 2019
	5+ points.....	(6) Will Bates vs. Mount St. Mary's Sept. 11, 2012
	2+ assists.....	(2) Daniel Steedman 3-0 vs. St. John's, Nov. 30, 2019
	Shutout.....	Colin Shutler, 3-0 vs. St. John's, Nov. 30, 2019
	Red Card.....	Henry Kessler vs. Duke, Oct. 5, 2018

2019 VIRGINIA CAVALIERS



00

Tyler WILLEN
So. | GK
West Newton, Mass.



0

Chris SHUTLER
Gr. | GK
Middleburg, Va.



1

Colin SHUTLER
R-Jr. | GK
Middleburg, Va.



2

Eben NOVERR
Fr. | D
Highlands Ranch, Colo.



3

Max DIAMOND
R-Jr. | D/M
Hopedale, Mass.



4

Reed KESSLER
Fr. | D
New York, N.Y.



5

Henry KESSLER
Jr. | D
New York, N.Y.



6

Jeremy VERLEY
Fr. | M
Kingston, Jamaica



7

Daniel STEEDMAN
So. | F
Glasgow, Scotland



8

Joe BELL
Jr. | M
Wanaka, New Zealand



9

Daryl DIKE
So. | F
Edmond, Okla.



10

Nathaniel CROFTS
F | Jr.
Sheffield, England



11

Irakoze DONASIYANO
Jr. | F
Roanoke, Va.



12

Spencer PATTON
Jr. | D
Morrisville, Pa.



13

Bret HALSEY
So. | M
Sterling, Va.



15

Philip HORTON
Fr. | F
New Albany, Ohio



16

Jerren NIXON JR.
Sr. | F
Atlanta, Ga.



17

Andreas UELAND
Fr. | D
Byrne, Norway



18

Axel GUNNARSSON
F | Fr.
Gothenburg, Sweden



19

Nick BERGHOLD
Fr. | M
Wingdale, N.Y.



20

Cabrel HAPPI KAMSEU
So. | F/M
Harare, Zimbabwe



21

Aaron JAMES
R-Jr. | M
Amherst, Mass.



23

Matthew WARBRICK
Fr. | F
Auckland, New Zealand



24

Isaiah BYRD
Fr. | M
Gainesville, Va.



26

Ben GRANT
So. | M
Charlottesville, Va.




27

Beau BRADLEY
Jr. | D
Manasquan, N.J.



30

Robin AFUMEFUNA
Sr. | D
Wuerselen, Germany




99

Marcel DaSILVA
Sr. | GK
Ormond Beach, Fla.




George GELNOVATCH
Head Coach
24th Season



Matt CHULIS
Associate Head Coach
14th Season



Ryan HOPKINS
Assistant Coach
Second Season



Carl CARPENTER
Operations Asst.
Second Season