



2020 ROSTER

2020 Virginia Men's Soccer Roster

No.	Name	Pos.	Cl.	Ht.	Wt.	Hometown	Previous School	Club
0	Alex Rando	GK	R-Fr.	6-4	180	New York, N.Y.	The Beacon School	NYCFC
1	Colin Shutler	GK	Gr.	6-1	185	Middleburg, Va.	Briar Woods	Loudoun FC
2	Eben Noverr	D	R-Fr.	6-3	185	Highlands Ranch, Colo.	Highlands Ranch	Colorado Rapids
3	Isaiah Byrd	M	R-Fr.	6-0	170	Gainesville, Va.	Patriot	BRYC Elite
4	Reed Kessler	D	R-Fr.	6-3	185	New York, N.Y.	Brooklyn Technical High School	BW Gottschee
5	Oliver Gerbig	D	Jr.	6-2	195	Taipei, Taiwan	Taipei American School/Coastal Carolina	
6	Jeremy Verley	M	Fr.	5-10	165	Kingston, Jamaica	Milton Academy (Mass.)	Boston Bolts
7	Spencer Patton	D	Sr.	5-11	165	Morrisville, Pa.	La Salle College High School	Match Fit Academy
8	Bret Halsey	M	Jr.	5-9	150	Sterling, Va.	Potomac Falls	Loudoun 99 Boys Red
9	Philip Horton	F	So.	6-0	185	New Albany, Ohio	New Albany	Columbus Crew SC Acad.
10	Nathaniel Crofts	F	Sr.	5-7	135	Sheffield, England	Chaucer School	Sheffield United FC
11	Irakoze Donasiyano	F	Sr.	5-9	155	Roanoke, Va.	Patrick Henry	Roanoke Star SC
12	Kevin Ogudugu	F/M	So.	5-8	163	Oslo, Norway	Wang Oslo	Valerenga IF
13	Kaya Ignacio	F/M	Fr.	5-8	160	Georgetown, Texas	UT Austin High School	Houston Dynamo Academy
15	Julian Anderson	M	Fr.	5-9	155	Ocean, N.J.	YSC Academy	Rangers FC
16	Leo Afonso	F	Fr.	5-11	155	Boynton Beach, Fla.	Olympic Heights	Inter Miami
17	Andreas Ueland	D	So.	6-4	185	Byrne, Norway	Bryne Vidaregåande	Bryne FK
18	Axel Gunnarsson	F	So.	6-0	190	Gothenburg, Sweden	Aspero Idrottsgymnasium	Utsiktens BK
19	Nick Berghold	F/M	R-Fr.	5-8	160	Wingdale, N.Y.	Berkshire School	Black Rock FC
20	Cabrel Happi Kamseu	F	Jr.	6-2	185	Harare, Zimbabwe	Deerfield Academy	Aces Youth Academy
21	Joan Gibert Fuertes	M	Gr.	5-7	168	Barcelona, Spain	Fundacio Lior	Santfeliuenc
22	Rafael Caipo	M/D	Fr.	6-0	175	Lima, Peru	American School of Lima	Sporting Cristal
23	Matthew Warbrick	F	R-Fr.	5-11	165	Auckland, New Zealand	The McCallie School (Tenn.)	
24	Chris Scheipe	M/D	Fr.	5-9	155	Duluth, Ga.	Greater Atlanta Christian School	United Futbol Academy
25	William Shuchart	F	Fr.	6-1	165	St. Petersburg, Fla.	East Lake	Chargers SC Academy
26	Ben Grant	M	Jr.	5-11	145	Charlottesville, Va.	Albemarle	Norwich City
27	Beau Bradley	M	Sr.	5-9	155	Manasquan, N.J.	Manasquan	Black Rock FC
28	Julian Aguilar	M	Fr.	5-5	138	Guatemala City, Guatemala	American School of Guatemala	Achik' Club de Futbol
29	Louis Evans	D	Gr.	6-1	183	Canterbury, New Zealand	Christchurch/Davidson	
99	Holden Brown	GK	Fr.	6-4	180	Zionsville, Ind.	Zionsville Community	Indiana Fire DA

Head Coach: George Gelnovatch (Virginia '87), 25th season

Associate Head Coach: Matt Chulis (Virginia '05), 15th season

Assistant Head Coach: Adam Perron (Colby-Sawyer '06), first season

Undergraduate Assistant Coach: Jordan Allen (Virginia, '21), second season

Athletic Trainer: Jeff Boyer

ALPHABETICAL

No.	Name	Pos.
16	Leo Afonso	F
28	Julian Aguilar	M
15	Jules Anderson	M
19	Nick Berghold	M
27	Beau Bradley	M
99	Holden Brown	GK
3	Isaiah Byrd	M
22	Rafael Caipo	M/D
10	Nathaniel Crofts	F
11	Irakoze Donasiyano	F
29	Louis Evans	D
21	Joan Gibert Fuertes	M
5	Oliver Gerbig	D
26	Ben Grant	M
18	Axel Gunnarsson	F
8	Bret Halsey	M
20	Cabrel Happi Kamseu	F
9	Philip Horton	F
13	Kaya Ignacio	F/M
4	Reed Kessler	D
2	Eben Noverr	D
12	Kevin Ogudugu	F/M
7	Spencer Patton	D
0	Alex Rando	GK
24	Chris Scheipe	M/D
25	William Shuchart	F

1	Colin Shutler	GK
17	Andreas Ueland	D
6	Jeremy Verley	M
23	Matthew Warbrick	F

PRONUNCIATIONS

Players	Pronunciation
Caipo	KI-poy
Irakoze Donasiyano	..EAR-uh-coh-zee Doh-nas-ee-ah-no
Joan Gibert Fuertes	Joe-AHN
GEE-bare Fuh-air-tase	
Axel Gunnarsson	AX-el Gunner-sun
Cabrel Happi Kamseu Cah-Brell Happy Kam-Say-oo
Halsey	HALL-zee
Kaya Ignacio	... KI-ah Ig-nah-cee-oh
Eben Noverr	... EBB-in No-verr
Ogudugu	Oh-GOO-due-goo
ScheipeSHYP
Shutler SHUT-ler
Andreas Ueland
An-DRAY-US YOU-land	
Verley Ver-LEE

Coaches

Chulis	CHOO-liss
Gelnovatch	GELL-no-vatch (hard G, rhymes with bell)

BREAKDOWN BY CLASS

True Freshmen	8
Redshirt Freshmen	6
Sophomore	5
Juniors	4
Senior	4
Graduate	3

BREAKDOWN BY STATE

Colorado	1
Georgia	1
Florida	2
Indiana	1
New Jersey	2
New York	3
Ohio	1
Pennsylvania	1
Texas	1
Virginia	5
International	12

BREAKDOWN BY COUNTRY

Brazil (Afonso, Caipo)	2
England (Crofts, Evans)	2
Guatemala (Aguilar)	1
Hong Kong (Gerbig)	1
New Zealand (Warbrick)	1
Jamaica (Verley)	1
Norway (Ogudugu, Ueland)	2
Spain (Fuertes)	1
Sweden (Gunnarsson)	1
Tanzania (Donasiyano)	1
United States	16
Zimbabwe (Happi Kamseu)	1

*List compiled of players' birthplaces





GEORGE GELNOVATCH



George Gelnovatch enters his 25th season as the head coach of the Virginia men's soccer program. The longest tenured head coach in program history, Gelnovatch has led the Cavaliers to a pair of national championships in 2009 and 2014 as well as six NCAA College Cup appearances and 24-consecutive berths in the NCAA tournament.

Gelnovatch became the program's all-time leader in wins on August 25, 2017 with a 3-2 double-overtime victory over Villanova, surpassing his UVA mentor Bruce Arena for the program record in wins with 296. He reached the 300-win plateau on Sept. 15, 2017 with a 2-1 triumph at Virginia

Tech, becoming just the fourth coach in Atlantic Coast Conference history to win 300 career matches.

A former Cavalier soccer All-American and assistant coach, Gelnovatch has guided Virginia to five ACC tournament titles, three regular-season ACC championships and a record of 338-131-58 (.696) during his tenure as UVA head coach. Over the course of his 30 years as an assistant and head coach at Virginia, he has been a part of all seven of the Cavaliers' national championships.

Gelnovatch is the first coach in NCAA Division I men's soccer history to lead 20-straight teams to the NCAA tournament. He is one of just eight coaches in the Division I men's soccer annals to take 20 teams to the tournament and one of only four active coaches to do so.

Gelnovatch ranks as the seventh-winningest active head coach in Division I college soccer, with a .696 career winning percentage. He stands 13th in career wins among current head coaches. Among Division I coaches all-time, he ranks 34th in both career winning percentage and wins. These figures are even more striking when considering Gelnovatch's teams play one of the nation's toughest schedules on a yearly basis.

Virginia has won at least 15 games in a season 10 times under Gelnovatch, including 2019 when it won 21 games the second most in the history of the program en route to an ACC Coastal Division Championship, an ACC Tournament crown and a Runner-Up finish in the NCAA College Cup.

Gelnovatch has developed a number of Major League Soccer players during his UVA tenure, with 30 players going in MLS drafts and 12 in the MLS Supplemental Draft, while eight signed Project-40/Generation Adidas contracts and Jordan Allen (2014), Derrick Etienne (2015), Scott Thomsen (2015) and Aboubacar Keita (2018) each signed MLS Homegrown contracts. Jason Moore (1999) and Alecko Eskandarian (2003) were selected No. 1 in the MLS Draft, as 13 Cavaliers have been picked in the first round of the various MLS drafts.

Gelnovatch was named the 10th coach of the Virginia program on Jan. 3, 1996, after Bruce Arena announced he would end his 18-year career at the helm of UVA soccer to become head coach and assistant general manager of Major League Soccer's D.C. United.

YEAR-BY-YEAR

The 2019 Cavaliers fell just shy of the eighth national championship in program history, falling to Georgetown in a shootout in the NCAA College Cup in Cary, N.C. It was a banner year for Virginia who not only proved to be one of the top defenses (0.52 goals against average, t-1st in NCAA) in the country but were one of the most dangerous teams in the attacking third (1.92 goals per game, t-32nd in NCAA) in all of college soccer.

The Cavaliers reached 21-wins, the most in Gelnovatch's tenure, in impressive fashion, defeating 12 top-25 teams, including six in the top-10. Virginia defeated the No. 1 team in the country twice, defending champion Maryland on Sept. 2 and Clemson in the ACC Championship game, dubbed the match of the century. The Cavaliers spent all but one week in the top-10 of the United Soccer Coaches poll and finished with a No. 2 final ranking.

Virginia earned the No. 1 overall seed in the NCAA Tournament for the first time under Gelnovatch and the second time in program history (1995). The Cavaliers matched a program best with four All-Americans – Joe Bell, Colin Shuttler, Henry Kessler and Daryl Dike. Bell was the first Cavalier to garner the ACC Midfielder of the Year and the United Soccer Coaches Scholar Athlete of the Year awards in addition to being one of three finalists for the MAC Hermann Trophy.

The stout Virginia defense produced an NCAA-best 15 shutouts including nine in the first 10 games of the season. The 21 wins in 2019 were the most of any team in the country and no program had a higher winning percentage (.935).

An influx of youth guided Virginia to its 23rd-straight NCAA Tournament under Gelnovatch. An ACC record, four Cavaliers (Daryl Dike, Cabrel Happi Kamseu, Aboubacar Keita and Daniel Steedman) were named to the leagues All-Freshman Team. The Cavaliers finished with a 10-4-3 overall record, the 23rd-straight season of double-digit wins.

Defense in 2018 was once again a calling card of Gelnovatch's teams, allowing only 12 goals in 17 games, good for a 0.71 goals against average that ranked second lowest in the ACC and 13th lowest in the nation. As the 10th-seed, Virginia reached the Third Round (sweet 16) of the NCAA Tournament for the 27th time in program history before an overtime road loss at Notre Dame.

GELNOVATCH'S UVA COACHING YEARS

- 2009 and 2014 National Championships
- Six NCAA College Cup appearances (1997, 2006, 2009, 2013, 2014, 2019)
- Eight NCAA quarterfinal appearances
- 24 consecutive NCAA tournament appearances (a first in NCAA men's soccer history)
- 39 consecutive program NCAA tournament appearances (longest active streak in the country)
- Five ACC tournament titles (1997, 2003, 2004, 2009, 2019)
- Three ACC regular-season titles (1996, 2001, 2019)
- 13 ACC tournament championship appearances
- Twice named ACC Coach of the Year (1996, 2001)
- Two National Players of the Year
- **55 players that have gone on to play professional soccer**

GELNOVATCH'S INTERNATIONAL COACHING YEARS

- 1999-2003: Head Coach USA Under-18 National Team
- 1999-2002: Assistant Coach full USA National Team
- 2002: World Cup (South Korea) Quarterfinalists
- Assistant Coach USA Full National Team at Confederation Cup
- Assistant Coach USA Full National Team at Gold Cup

GELNOVATCH AS HIGH SCHOOL AND COLLEGE PLAYER

- First Team All-American out of Wall High School (N.J.) 1983
- Under-20 US National Team 1983
- First Team All-American at the University of Virginia
- 1987: Finished 3rd in voting for National Player of the year
- Full National Team Spring of 1987

GELNOVATCH AS PROFESSIONAL PLAYER

- MISL Minnesota Strikers, 1987-88
- American Soccer League (ASL) NJ Eagles
- American Professional Soccer League (APSL) Penn Jersey Spirit
- American Professional Soccer League (APSL) Baltimore Bay
- A League appearance, 1996
- MLS appearance, 1996

GELNOVATCH CAREER COACHING RECORD

Year	Overall	ACC	ACC Finish	NCAA Tournament
1996	16-3-3	4-0-2	Runner-Up	1st Round
1997	19-4-3	3-1-2	Champions	NCAA Runner-Up
1998	16-4-3	4-1-1	Semifinals	Quarterfinals
1999	14-9-1	1-4-1	Runner-Up	2nd Round
2000	17-6-1	5-1-0	Runner-Up	Quarterfinals
2001	17-2-1	6-0-0	Runner-Up	2nd Round
2002	15-7-0	3-3-0	Runner-Up	2nd Round
2003	11-10-2	3-3-0	Champions	3rd Round
2004	18-5-1	4-3-0	Champions	Quarterfinals
2005	12-5-3	6-2-0	Quarterfinals	3rd Round
2006	17-4-1	5-3-0	Semifinals	NCAA Semifinals
2007	12-8-2	1-5-2	Quarterfinals	2nd Round
2008	11-9-1	4-4-0	Runner-Up	2nd Round
2009	19-3-3	4-3-1	Champions	NCAA Champions
2010	11-6-3	2-4-2	Semifinals	1st Round
2011	12-8-1	4-3-1	Semifinals	1st Round
2012	10-7-4	3-4-1	Semifinals	2nd Round
2013	13-6-5	4-3-4	Runner-Up	NCAA Semifinals
2014	14-6-3	3-3-2	Quarterfinals	NCAA Champions
2015	10-5-3	4-2-2	Quarterfinals	2nd Round
2016	11-4-5	3-2-3	Quarterfinals	3rd Round
2017	12-4-5	3-2-3	Runner-Up	2nd Round
2018	10-4-3	3-2-2	First Round	3rd Round
2019	21-2-1	6-1-1	Champions	NCAA Runner-Up
Career	338-131-58	88-59-30		





GEORGE GELNOVATCH

After reaching the finals of the ACC Championship for the 12th time since 1996, the Cavaliers qualified for the 2017 NCAA Tournament and entered as a national seed for the 15th time in Gelnovatch's tenure. Virginia matched a school record with four selections in the 2018 MLS SuperDraft -Jeff Caldwell (19th overall), Edward Opoku (32nd overall), Pablo Aguilar (59th overall) and Sheldon Sullivan (66th overall). Only three programs in the country had four draftees.

Gelnovatch led Virginia to the NCAA tournament for the 21st straight time in his head coaching tenure in 2016, with his young Virginia side going 11-4-5, including a 3-2-3 record in the ACC, and reaching the Sweet 16 in the NCAA tournament. Seven Cavaliers were named to the All-ACC teams, with all of the players set to return for the 2017 campaign.

Gelnovatch guided Virginia to the program's seventh national championship in 2014 as part of a 14-6-3 campaign. Once it reached the NCAA tournament, UVA caught fire. The Cavaliers advanced through road matches at top-seeded Notre Dame and eighth-seeded Georgetown to reach the NCAA College Cup, where UVA topped UMBC, 1-0, before ousting second-seeded UCLA in a penalty-kick shootout for the championship.

UVA used a stifling defense to make its run to the title. The Cavaliers surrendered just two goals in the postseason, and none in the College Cup. Senior midfielder Eric Bird was named an All-American for the second straight season and was selected by the Philadelphia Union in the MLS SuperDraft following the season.

The year prior, he mentored Virginia to the program's fourth NCAA College Cup appearance during his tenure when he brought a young team into the final four. UVA posted a 13-6-5 record, recording wins over St. John's, Marquette and Connecticut to punch its ticket to the College Cup. UVA also handed eventual national champion Notre Dame its lone loss of the 2013 season (2-0 in South Bend) and also bounced them from the ACC tournament in a penalty-kick shootout.

In 2009 Gelnovatch guided the Cavaliers to the ACC championship before taking the team on a classic run through the NCAA tournament, culminating with a thrilling shootout win over Akron in the NCAA Championship Game for UVA's sixth NCAA title.

Midfielder Tony Tchani and goalkeeper Diego Restrepo were named First-Team All-Americans in 2009, while Will Bates was named the National Freshman of the Year. Gelnovatch, meanwhile, earned National Coach of the Year honors at the conclusion of the season.

Tchani was selected in the first round of the 2009 MLS SuperDraft to continue a strong pipeline of prominent soccer talent from Charlottesville to the professional ranks under Gelnovatch.

In 2006, Gelnovatch led the Cavaliers to their eighth College Cup appearance. UVA finished with a 17-4-1 overall record and a third-place showing in the ACC. Junior midfielder Nico Colaluca earned First-Team All-America honors from College Soccer News.

Gelnovatch had another successful season in 2005 as he guided the Cavaliers to a second-place finish in the ACC. Three Cavaliers earned All-ACC honors in 2005 as freshman forward Yannick Reyering was named First-Team All-ACC and an ACC All-Freshman team selection, while forward Adam Cristman and midfielder Nico Colaluca earned All-ACC Second Team honors.

In 2004, he led UVA to its sixth consecutive appearance in the ACC Championship Finals, where the Cavaliers were crowned conference champions for the third time during his tenure. Virginia made another deep run in NCAA Tournament, advancing to the quarterfinal round. Following the season, Gelnovatch was honored as the 2004 NSCAA/adidas South Atlantic Region Coach of the Year.

In 2003, the Cavaliers turned in a record of 11-10-2 overall and saved their best performances for last. Gelnovatch led Virginia to its first ACC Championship since 1997 and kept alive its consecutive streak of NCAA Tournament appearance by advancing to the NCAA Third Round.

In 2002 after his team finished the season 15-7-0, Gelnovatch watched four of his players step into the professional ranks to pursue playing careers in Major League Soccer, including the Missouri Athletic Club's Hermann Trophy Award winner and National Player of the Year nominee - Alecko Eskandarian. Eskandarian became the eventual No. 1 pick in the 2003 MLS SuperDraft and was joined in the draft by teammates David Comfort, Kenny Arena and Jacob LeBlanc.

In 2001, Gelnovatch guided UVA through a fantastic regular season. He led Virginia to its first undefeated regular season since 1986 after going 16-0-1 overall, 6-0-0 in the ACC. More impressive than going undefeated in the conference, the Cavaliers became the first ACC team to ever go undefeated in the league after winning all of its games by shutout. Gelnovatch was named the ACC Coach of the Year after his Cavaliers finished the season 17-2-1.

In 2000, Gelnovatch led the Cavaliers to a 17-6-1 mark and a spot in the NCAA Quarterfinals. Virginia entered the tournament as the fifth-seeded team after playing one of the toughest schedules in the nation.

In 1999, UVA went 14-9-1 and advanced to the NCAA Tournament quarterfinals and the ACC Finals. In 1998, Virginia finished 16-4-3 overall, advanced to the NCAA quarterfinals and Gelnovatch had two players named as finalists for the MAC Award and two players named finalists for the Hermann Trophy.



In 1997, the Cavaliers recorded the most wins ever under Gelnovatch (19), which ranks as the third highest win total in a single season at UVA, after the Cavaliers posted an overall record of 19-4-3. Virginia finished as the NCAA runner-up after falling in the championship game. UVA won the ACC Tournament title, outscoring its opponents by the count of 8-1 in three games. The Cavaliers also earned a share of the ACC regular-season title, finishing with a 3-1-2 mark in conference games.

In his first season at the helm of the UVA program in 1996, Gelnovatch guided his team to an overall record of 16-3-3 and an ACC regular season title. His 16 victories were the most ever by a first-year coach at Virginia with his .795 winning percentage also being the best by a UVA coach in his first season. Gelnovatch also became the first-ever Cavalier men's soccer coach to lead his squad to the NCAA Tournament during his first year on the job. He was honored as the 1996 ACC Coach of the Year thanks to that feat.

ASSISTANT COACHING CAREER

Gelnovatch's first coaching position at Virginia began in 1989 when he became a part-time assistant and he helped guide the Cavaliers to a share of the NCAA title and then an outright national championship in 1991. He was promoted to Arena's top assistant in June 1992 and helped the program complete its unprecedented four-year run of national championships (1991-94) and a record-setting campaign in 1995, which included just the second unbeaten regular season (16-0-2) by any ACC team in 14 years. Virginia finished with a 21-1-2 record in 1995 after losing to Duke 3-2 in the NCAA semifinals.

During Gelnovatch's years as an assistant, the UVA program compiled a record of 25-2-2 in the NCAA Tournament and a mark of 37-4-4 in the entire postseason (including the ACC Tournament). Virginia compiled an overall record of 138-18-14 (.853 winning percentage) during Gelnovatch's tenure as an assistant coach.

After becoming a part of the UVA coaching staff, Gelnovatch helped recruit some of the greatest players to ever wear a Cavalier uniform. Virginia welcomed numerous high school All-Americans who went on to post All-America seasons on the collegiate level. Among the players that Gelnovatch helped recruit as a UVA assistant coach are National Players of the Year Mike Fisher and Ben Olsen and five players who competed for the U.S. in the 1996 Olympic games: Clint Peay, A.J. Wood, Brandon Pollard, Damian Silvera and Billy Walsh.

PLAYING CAREER

Gelnovatch graduated from Virginia in 1987 after playing a vital role on Cavalier teams that went 67-14-4 (.812) from 1983-86. He still ranks fifth on UVA's career scoring list (118 points) and fifth on the school's career goals list (49). From 1983-85, he teamed with UVA's second all-time leading scorer Jeff Gaffney to form one of the most potent forward tandems in Cavalier history. As a senior in 1986, Gelnovatch became UVA's third first-team All-American, while earning first-team All-ACC honors after being selected to the conference second-team his first three seasons. UVA made four NCAA Tournament appearances and captured three ACC championships during Gelnovatch's collegiate years.

Following his collegiate career, Gelnovatch was drafted by the Minnesota Strikers of the Major Indoor Soccer League (MISL). His playing career also included three years in the American Professional Soccer League (APSL) from 1990-92, and a stint as a starting defender for Arena's D.C. United team in 1996.

Gelnovatch has rejoined Arena on several occasions, including as an assistant coach with the United States National Team in the 2002 World Cup. The U.S. team made a valiant run into the quarterfinal round of the World Cup and finished 2-2-1 in the event. In 1999, he was appointed to coach the Under-18 United States National Team.

PERSONAL

A native of Wall, N.J., Gelnovatch earned prep All-America honors while playing for Wall High School. He is married to the former Melissa Sanders. The couple has two children, Jake a goalkeeper at Louisville and Sunny an All-American midfielder and 2019 National Champion at Division III powerhouse Messiah College.





KLÖCKNER STADIUM



Klöckner Stadium remains one of the nation's premier college soccer facilities as it heads into its 29th season of play in 2020. The facility was tabbed as college soccer's 2015 Field of the Year by the Sports Turf Managers Association (STMA).

The Virginia men's soccer team has won over 81 percent of its matches during its 28 seasons at Klöckner Stadium, sporting a 299-59-27 (.812) all-time mark on the Klöckner pitch, including an 15-1 mark at home in 20, tying the school record for most home wins in a season.

The venerable stadium has played host to 53 men's soccer NCAA tournament games, including 10 NCAA quarterfinal matches. Virginia is 40-12-2 (.759) in NCAA Tournament games held at Klöckner Stadium.

In addition to serving as the home of the Cavaliers' men's soccer program, Klöckner Stadium also plays host to Virginia's women's soccer and the UVA men's and women's lacrosse teams.

The state-of-the-art facility was unveiled on Aug. 30, 1992, when 6,142 fans gathered for a dedication exhibition match between Santa Clara and Virginia. The rematch between the two finalists from the 1991 NCAA championship game was a fitting matchup to officially dedicate a facility where UVA would prove virtually unbeatable in the coming years.

Built at a cost of \$3.4 million, Klöckner Stadium was made possible through the generosity of the Klöckner Group donating \$1.2 million to the construction the stadium.

Klöckner, with headquarters in Germany, is an established and well-known industrial conglomerate specializing in steel, machinery, equipment and packaging materials. Its subsidiary, Klöckner-Pentaplast, is one of the nation's leading plastic film manufacturers. Klöckner operates numerous manufacturing plants throughout the United States, including one in Gordonsville, Va., outside Charlottesville.

The \$1.2 million gift from Klöckner went toward completion of the first phase of the Klöckner Stadium project. The project's first phase included permanent seating in the grandstand for 3,600 (with additional hillside seating for approximately 3,500 people), a regulation-size natural grass field, a full-size practice field adjacent to the stadium, team locker rooms, a press box, an indoor VIP box, scoreboard, concession stands and restrooms.

The second phase of the stadium project, the installation of a lighting system, was completed during the summer of 1995. The Klöckner Group renewed its commitment to the University as the largest donor to this project. The lighting system provides lighting on the playing field as well as on the walkways leading to the stadium from surrounding streets and parking lots.

UVA played its first night game at Klöckner Stadium on September 13, 1995, against Virginia Tech as 3,358 fans braved a threatening thunderstorm to attend the historic game. Despite a 30-minute first-half rain delay, many fans remained to cheer the Cavaliers on to a 7-1 victory.

KLÖCKNER STADIUM INFORMATION

Capacity: 8,000

First Year of Operation: 1992

Largest Attendance: 7,906, Sept. 28, 2007, vs. Virginia Tech

UVA Record: 305-62-27 (.808)

NCAA Tournament Record: 40-12-2 (.759)

First Match (exh.): Aug. 30, 1992, vs. Santa Clara

First Regulation Match: Sept. 5, 1992 vs. Penn State (W, 4-0)

First Night Match: Sept. 13, 1995 vs. Virginia Tech (W, 7-1)

Year	Record	Year	Record
1992.....	13-1-0	2006.....	14-1-0
1993.....	14-2-0	2007.....	10-2-1
1994.....	13-2-0	2008.....	6-5-1
1995.....	15-0-0	2009.....	12-2-1
1996.....	13-2-2	2010.....	9-4-1
1997.....	12-0-2	2011.....	8-5-0
1998.....	12-2-0	2012.....	8-3-1
1999.....	10-4-1	2013.....	10-2-2
2000.....	12-2-1	2014.....	8-2-1
2001.....	10-1-1	2015.....	8-1-2
2002.....	12-1-0	2016.....	9-0-4
2003.....	8-5-0	2017.....	11-3-1
2004.....	12-2-1	2018.....	7-3-2
2005.....	8-1-2	2019.....	15-1-0
		2020.....	6-3-0
		Total	305-62-27





PROGRAM RECORDS

TEAM

Game

Goals	11 vs. Old Dominion, 10/1/71
Assists	11 vs. Richmond, 10/20/81
Points	11 vs. Virginia Tech, 9/14/94
Goals Allowed	30 vs. VCU, 9/13/89
Margin of Victory	12 vs. Maryland, 10/8/41
Margin of Defeat	11-0 vs. Old Dominion, 10/1/71
Largest Crowd (Scott)	11-0 vs. Richmond, 10/20/81
Largest Crowd (Klößner)	12-0 vs. Maryland, 10/8/41
	7,311 vs. Duke, 10/8/88
	7,906 v s. Virginia Tech, 9/28/07

Season

Games Played	26 (1994, 1997)
Wins	22 (1993, 1994)
Losses	10 (1966, 2003)
Ties	6 (1990)
Winning Percentage	.909 (1991)
ACC Record	6-0 (1984, 1986, 2001)
Unbeaten Streak	33 (1994-95)
Winning Streak	17 (1992-93)
Regular-Season ACC Unbeaten Streak	25 (1985-89)
Regular-Season ACC Winning Streak	11 (1985-87)
Consecutive Home Wins	23 (1983-84, 87-88)
Goals	86 (1994)
Goals Per Game	4.00 (1961)
Assists	91 (1996)
Points	258 (1994)
Saves	123 (1980)
Shutouts	17 (1988, 2009)
Consecutive Shutouts	11 (2009)
Fewest Goals Allowed	8 (2009)
Lowest GAA	0.30 (2009)

VIRGINIA'S RETIRED NUMBER

No. 14 - JEFF GAFFNEY

The University of Virginia retired former All-America soccer player Jeff Gaffney's number—14—in April of 1987. The 1984 and 1985 All-America selection is the only Virginia soccer player to have his number retired.

A graduate of Walt Whitman High School in Bethesda, Md., Gaffney finished his collegiate career as UVA's all-time leader in goals and scoring, totaling 69 goals and 17 assists for 155 points. His career scoring record has since been broken by Mike Fisher, who had 167 points from 1993-96. In his final season in 1985, Gaffney had 18 goals and three assists. He earned second-team All-America honors and led the Cavaliers to a 15-4-1 record and their fifth consecutive NCAA playoff appearance.

In 1984, Gaffney had 16 goals and seven assists. He was named the Atlantic Coast Conference Player of the Year and a first-team All-American. During his four years at Virginia, the Cavaliers compiled a 66-14-4 record (.810), won two ACC titles and earned four NCAA playoff berths. He finished his career 3rd on the ACC career goals list and fifth on the ACC points list.

After notching 14 goals and five assists as a first-year player in 1982, Gaffney set Virginia records with 21 goals and 44 points during the 1983 season as the Cavaliers advanced to the NCAA semifinals. Following his outstanding soccer career, Gaffney participated on the 1986 UVA football team as a place-kicker. He later tried out as a place-kicker with several teams in the National Football League.

Gaffney received his bachelor's degree in economics from UVA in the spring of 1987. He is currently a sales manager and the principle broker for the Forest Lakes residential community in Charlottesville.



INDIVIDUAL

Game

Goals	5, Bill Hodill vs. Davidson, 10/17/42
Assists	4, Damian Silvera vs. UNC, 9/27/92
	4, Richie Williams vs. VCU, 9/13/89
	4, Kris Kelderman vs. Charleston, 9/10/89
	4, Chick Cudlip vs. Wash. & Lee, 11/13/62
Points	10, Bill Hodill vs. Davidson, 10/17/42
Fastest Goal to Start Match	:09, Alecko Eskandarian vs. American, 10/26/02*

*Tied for 3rd fastest in an NCAA Soccer Game

Season

Games Played	26, 11 times
	(five players in 1997, six players in 1994)
Games Started	26, six times
	(two players in 1997, four players in 1994)
Goals	25, Alecko Eskandarian (2002)
Assists	21, Hunter Freeman (2004)
Points	57, Mike Fisher (1995)
Consecutive Games Scoring a Goal	11, Alecko Eskandarian (2002)
Goals by a Freshman	16, Alecko Eskandarian (2000)
	16, George Gelnovatch (1983)
Assists by a Freshman	12, Brian West (1996)
Points by a Freshman	38, Alecko Eskandarian (2000)

Career

Games Played	98, Damian Silvera (1992-95)
Games Started	97, Damian Silvera (1992-95)
Consecutive Games Played	95, Erik Imler (1989-92)
Goals	69, Jeff Gaffney (1982-85)
Assists	55, Mike Fisher (1993-96)
Points	167, Mike Fisher (1993-96)

GOALKEEPER

Game

Saves	14, Mark Aronson vs. Baltimore, 10/29/80
-------	--

Season

Games Played	25, Diego Restrepo (2009)
Games Started	24, Ryan Burke (2004)
	Brock Yetso (1997)
	Colin Shutler (2019)
	Diego Restrepo (2009)
Minutes Played	2348, Diego Restrepo (2009)
Saves	88, Jeff Causey (1990)
Shutouts	16, Diego Restrepo (2009)
Shutouts in ACC play	6, Bob Willen (1987)
	6, Tony Meola (1988)
	6, David Comfort (2001)
Consecutive Scoreless Minutes	1176:51, Diego Restrepo (2009)
	(2nd most in NCAA History)
Lowest GAA	0.31, Tony Meola (1988)
	0.31, Diego Restrepo (2009)

Career (Minimum 2 Seasons)

Saves	256, Ryan Burke (2003-06)
Shutouts	28, Ryan Burke (2003-06)
Lowest GAA	0.34, Tony Meola (1988-89)*
Save Percentage	.899, Tony Meola (1988-89)
Minutes Played	7,356, Ryan Burke (2003-06)
Games Played	80, Ryan Burke (2003-06)

*NCAA Record





SINGLE-SEASON RECORDS

Points

1. Mike Fisher (1995).....	57
2. Alecko Eskandarian (2002).....	54
Ben Olsen (1997).....	54
A.J. Wood (1994).....	54
5. Jeff Gaffney (1983).....	44
6. Chris Albright (1998).....	43
7. Mike Fisher (1994).....	43
Nate Friends (1994).....	43
Ben Crawley (1992).....	43
10. Mike Fisher (1996).....	42

Goals

1. Alecko Eskandarian (2002).....	25
2. A.J. Wood (1994).....	23
3. Mike Fisher (1995).....	21
Jeff Gaffney (1983).....	21
5. Chris Albright (1998).....	20
6. Ben Olsen (1997).....	19
7. Jeff Gaffney (1985).....	18
Brian Vernon (1984).....	18
9. Ben Crawley (1992).....	17
Rocky Prockiw (1958).....	17

Assists

1. Hunter Freeman (2004).....	21
2. Mike Fisher (1996).....	20
3. Ben Olsen (1996).....	17
Brad Agoos (1992).....	17
5. Ben Olsen (1997).....	16
6. Mike Fisher (1995).....	15
Damian Silvera (1995).....	15
8. Mike Fisher (1994).....	13
9. Brian West (1997).....	12
Brian West (1996).....	12
Damian Silvera (1993).....	12

Shots

1. A.J. Wood (1994).....	120
2. Chris Albright (1998).....	105
3. George Gelnovatch (1986).....	103
4. Alecko Eskandarian (2000).....	102
5. Alecko Eskandarian (2002).....	101
6. Jeff Gaffney (1983).....	100
7. Ben Olsen (1997).....	99
8. Claudio Reyna (1993).....	93
Jeff Gaffney (1982).....	93
10. John Harkes (1987).....	90
Jeff Gaffney (1985).....	90

Game-Winning Goals

1. Ben Crawley (1992).....	9
Jeff Gaffney (1984).....	9
3. Ben Olsen (1997).....	7
Nate Friends (1993).....	7
Jeff Gaffney (1983).....	7
6. Yannick Reyerling (2006).....	6
Alecko Eskandarian (2002).....	6
Matt Leonard (1996).....	6
Billy Walsh (1995).....	6
Mike Fisher (1994).....	6
Ben Crawley (1991).....	6
John Harkes (1987).....	6
Jeff Gaffney (1985).....	6
Daniel Steedman (2019).....	6

Game-Winning Assists

1. Mike Fisher (1996).....	9
2. Hunter Freeman (2004).....	7
3. Yannick Reyerling (2006).....	6
Ben Olsen (1997).....	6
Andriy Shapoval (1997).....	6
Ben Olsen (1996).....	6
Daniel Steedman (2019).....	6
8. Scott Thomsen (2012).....	5
Brian West (1997).....	5
Damian Silvera (1995).....	5
Damian Silvera (1994).....	5
Damian Silvera (1993).....	5
Ben Crawley (1991).....	5

Penalty Kick Goals (since 2001)

1. Joe Bell (2019).....	5
2. Will Bates (2011).....	4
Tony Tchani (2008).....	4
Sergi Nus (2017).....	4
Todd Wharton (2013).....	4
Yannick Reyerling (2006).....	4
Matt Poole (2008).....	3
Yannick Reyerling (2006).....	3
8. Seven Tied.....	2

Minutes Played

1. Erik Imler (1989).....	2,413
2. Mike Volk (2009).....	2,348
3. Michael Green (1997).....	2,337
Greg Monaco (2009).....	2,337
4. Curt Onalfo (1989).....	2,320
5. Erik Imler (1990).....	2,304
6. Jeff Agoos (1989).....	2,287
7. Matt Chulis (1997).....	2,267
8. A.J. Wood (1994).....	2,252
9. Brandon Pollard (1995).....	2,250
10. Damien Silvera (1994).....	2,244
Matt Chulis (1998).....	2,244

Games Played

1. Chris Albright (1997).....	26
Michael Green (1997).....	26
Matt Leonard (1997).....	26
Andriy Shapoval (1997).....	26
Ryan Trout (1997).....	26
Sean Feary (1994).....	26
Tain Nix (1994).....	26
Damien Silvera (1994).....	26
Billy Walsh (1994).....	26
A.J. Wood (1994).....	26

GOALKEEPER RECORDS

Solo Shutouts

1. Diego Restrepo (2009).....	16
2. Colin Shutler (2019).....	15
3. Tony Meola (1988).....	11
Bob Willen (1987).....	11
5. Calle Brown (2014).....	12
Ryan Burke (2005).....	10
Jeff Causey (1990).....	10
8. Jeff Caldwell (2016).....	9
David Comfort (2001).....	9
10. Ryan Burke (2006).....	8
Brock Yetso (1998).....	8
Diego Restrepo (2010).....	8
Colin Shutler (2018).....	8

Goals Against Average

(minimum 700 minutes)

1. Diego Restrepo (2009).....	0.31
Tony Meola (1988).....	0.31
3. Tony Meola (1989).....	0.37
4. Bob Willen (1987).....	0.45
5. Bob Willen (1986).....	0.48
6. Colin Shutler (2019).....	0.53
7. Tom Henske (1992).....	0.54
8. Mark Wayland (1989).....	0.60
Keith Lenert (1984).....	0.60
10. David Comfort (2001).....	0.64

Save Percentage

(minimum 700 minutes)

1. Tony Meola (1988).....	.909
2. Bob Willen (1987).....	.893
3. Diego Restrepo (2009).....	.889
4. Bill Wallace (1979).....	.875
5. Tony Meola (1989).....	.864
6. Steve Baer (1982).....	.859
7. Jeff Causey (1990).....	.846
8. Keith Lenert (1984).....	.836
9. Bill Wallace (1980).....	.831
10. Bob Willen (1986).....	.829
Colin Shutler (2019).....	.829

Saves

1. Jeff Causey (1990).....	88
2. Brock Yetso (1997).....	79
3. Spencer LaCivita (2011).....	78
4. Jeff Caldwell (2016).....	75
5. Bill Wallace (1981).....	74
6. Ryan Burke (2006).....	73
Diego Restrepo (2010).....	73
8. Calle Brown (2014).....	72
9. Jeff Causey (1993).....	71
10. Bill Wallace (1979).....	70

Minutes Played — Goal

1. Diego Restrepo (2009).....	2,348
2. Brock Yetso (1997).....	2,269
3. Jeff Causey (1990).....	2,219
4. Colin Shutler (2019).....	2,216
5. Ryan Burke (2004).....	2,192
6. Jeff Caldwell (2017).....	2,023
7. Calle Brown (2014).....	1,991
8. Jeff Causey (1993).....	1,948
9. Spencer LaCivita (2011).....	1,944
10. Jeff Caldwell (2016).....	1,931

Games Played — Goal

1. Diego Restrepo (2009).....	25
2. Ryan Burke (2004).....	24
Brock Yetso (1997).....	24
Colin Shutler (2019).....	24
5. Jeff Causey (1990).....	23
7. Jeff Causey (1993).....	22
7. Jeff Caldwell (2017).....	21
Calle Brown (2014).....	21
Spencer LaCivita (2011).....	21
David Comfort (2002).....	21





CAREER RECORDS



Mike Fisher (1993-96)

Points

1. Mike Fisher (1993-96)	167
2. Jeff Gaffney (1982-85)	155
3. A.J. Wood (1991-94)	128
4. Ben Crawley (1989-92)	127
5. George Gelnovatch (1983-86)	118
6. Alecko Eskandarian (2000-02)	113
7. Ben Olsen (1995-97)	109
8. Brian Vernon (1981-84)	105
9. Will Bates (2009-12)	102
10. Matt Leonard (1994-97)	101

Goals

1. Jeff Gaffney (1982-85)	69
2. Mike Fisher (1993-96)	56
A.J. Wood (1991-94)	56
4. Alecko Eskandarian (2000-02)	50
5. George Gelnovatch (1983-86)	49
6. Ben Crawley (1989-92)	47
7. Will Bates (2009-12)	46
8. Matt Leonard (1994-97)	42
9. Brian Vernon (1981-84)	41
10. Yannick Reyring (2005-07)	39

Assists

1. Mike Fisher (1993-96)	55
2. Damian Silvera (1992-95)	44
3. Ben Olsen (1995-97)	41
4. Ryan Trout (1997-00)	36
5. Brad Agoos (1989-92)	33
Ben Crawley (1989-92)	33
7. Hunter Freeman (2002-04)	25
8. Brian West (1996-97)	24
9. Brian Vernon (1981-84)	23
10. Billy Walsh (1994-96)	22
Claudio Reyna (1991-93)	22
Kris Kelderman (1987-90)	22
Todd Hitt (1983-86)	22
Voga Wallace (1980-83)	22

Shots

1. Jeff Gaffney (1982-85)	357
2. George Gelnovatch (1983-86)	307
3. Alecko Eskandarian (2000-02)	272
4. A.J. Wood (1991-94)	266
5. Mike Fisher (1993-96)	247
6. Brian Vernon (1981-84)	232
7. Will Bates (2009-12)	230
8. Adam Cristman (2003-06)	227
9. Ben Crawley (1989-92)	223
10. John Harkes (1985-87)	221

Game-Winning Goals

1. Jeff Gaffney (1982-85)	27
2. Ben Crawley (1989-92)	21
3. Will Bates (2009-12)	15
Yannick Reyring (2005-07)	15
Alecko Eskandarian (2000-02)	15
Ryan Gibbs (1999-02)	15
7. Adam Cristman (2003-06)	14
Mike Fisher (1993-96)	14
Nate Friends (1991-94)	14
10. Ben Olsen (1995-97)	12
Matt Leonard (1994-97)	12
Billy Walsh (1994-96)	12
A.J. Wood (1991-94)	12
George Gelnovatch (1983-86)	12

Game-Winning Assists

1. Damian Silvera (1992-95)	18
2. Mike Fisher (1993-96)	16
3. Ben Olsen (1995-97)	13
Ben Crawley (1989-92)	13
5. Brad Agoos (1989-92)	10
6. Ryan Trout (1997-00)	8
7. Hunter Freeman (2002-04)	7
Sheldon Barnes (1998-01)	7
Jason Moore (1997-98)	7
Brian West (1996-97)	7
Clint Peay (1991-94)	7
Andriy Shapoval (1994-97)	7
Neil Barlow (2006-09)	7

Penalty Kick Goals (since 2001)

1. Yannick Reyring (2005-07)	8
2. Sergi Nus (2016-18)	6
Will Bates (2009-12)	6
Todd Wharton (2012-15)	6
Tony Tchani (2008-09)	6
5. Joe Bell (2017-19)	5
Matt Poole (2004-08)	3
8. Five tied	2

Games Played

1. Damian Silvera (1992-95)	98
2. Sean Feary (1993-96)	96
3. Erik Imler (1989-92)	95
4. Mike Fisher (1993-96)	94
5. Matt Chulis (1995-98)	93
6. Lyle Yorlis (1988-91)	91
7. Marshall Leonard (1998-01)	89
8. Jonathan Cole (1999-02)	88
Steve Totten (1998-01)	88
Brian Bates (1990-93)	88
Brad Agoos (1989-92)	88
Kris Kelderman (1987-90)	88
Curt Onalfo (1987-90)	88
Jeff Agoos (1986-90)	88
Jonathan Villanueva (2006-09)	88

Minutes Played

1. Erik Imler (1989-92)	9,095
2. Matt Chulis (1995-98)	8,537
3. Mike Fisher (1993-96)	8,436
4. Jeff Agoos (1986-90)	8,278
5. Marshall Leonard (1998-01)	8,226
6. Damian Silvera (1992-95)	8,171
7. Curt Onalfo (1987-90)	7,698
8. Todd Wharton (2012-15)	7,629
9. Jonathan Cole (1999-02)	7,485
10. Brandon Pollard (1992-95)	7,466

GOALKEEPER RECORDS

Goals Against Average (min. 2,800 minutes)

1. Tony Meola (1988-89)	0.34*
2. Bob Willen (1984-87)	0.40
3. Diego Restrepo (2009-10)	0.51
4. Colin Shutler (2016-2020)	0.68
5. Keith Lenert (1982-85)	0.72
6. Steve Baer (1981-84)	0.72
7. Jeff Causey (1990-93)	0.78
8. Jeff Caldwell (2014-17)	0.85
9. Brock Yetso (1995-98)	0.86
10. David Comfort (1999-02)	0.98

*NCAA Record

Save Percentage (min. 2,800 minutes)

1. Tony Meola (1988-89)889
2. Bob Willen (1984-87)872
3. Diego Restrepo (2009-10)851
4. Steve Baer (1981-84)842
5. Bill Wallace (1978-81)831
6. Keith Lenert (1982-85)812
7. Calle Brown (2010-14)807
8. Colin Shutler (2016-present)806
9. Jeff Causey (1990-93)803
10. Brock Yetso (1995-98)778

Saves

1. Ryan Burke (2003-06)	256
2. Jeff Causey (1990-93)	249
3. Bill Wallace (1978-81)	222
4. David Comfort (1999-02)	193
5. Jeff Caldwell (2014-17)	190
6. Brock Yetso (1995-98)	151
7. Spencer LaCivita (2011-14)	144
8. Steve Baer (1981-84)	139
9. Diego Restrepo (2009-10)	137
10. Colin Shutler (2016-20)	129

Solo Shutouts

1. Ryan Burke (2003-06)	28
2. Jeff Causey (1990-93)	27
3. Diego Restrepo (2009-10)	24
Colin Shutler (2016-2020)	24
5. Jeff Caldwell (2014-17)	23
Bob Willen (1984-87)	23
7. David Comfort (1999-02)	19
8. Tony Meola (1988-89)	17
9. Brock Yetso (1995-98)	15
10. Calle Brown (2013-14)	13
Spencer LaCivita (2011-14)	13

Minutes Played - Goal

1. Ryan Burke (2003-06)	7,357
2. Jeff Causey (1990-93)	7,050
3. Jeff Caldwell (2014-17)	5,810
4. David Comfort (1999-02)	5,442
5. Brock Yetso (1995-98)	4,492
6. Diego Restrepo (2009-10)	4,207
7. Colin Shutler (2016-2020)	4,129
8. Bob Willen (1984-87)	4,045
9. Yuri Sagatov (1994-97)	3,948
10. Spencer LaCivita (2011-14)	3,828

Games Played - Goal

1. Ryan Burke (2003-06)	80
2. Jeff Causey (1990-93)	77
3. Jeff Caldwell (2014-17)	61
4. David Comfort (1999-02)	60
5. Brock Yetso (1995-98)	53
Bob Willen (1984-87)	53
7. Keith Lenert (1982-85)	50
8. Yuri Sagatov (1994-97)	47
9. Steve Baer (1981-84)	46
10. Bill Wallace (1978-81)	45
Diego Restrepo (2009-10)	45
Colin Shutler (2016-2020)	45





SCORING BY YEAR

Year	POINTS	GOALS	ASSISTS
1954	Pedro Benavides 10	Pedro Benavides 5	Tuck White 1
1955	Dan Rojas 14	Dan Rojas 7	Four tied with 1
1956	Rocky Prockiw 18	Rocky Prockiw 9	not available
1957	Sherry Snyder 9	Three tied with 4	Walter Klingman, Joel Silverberg 2
1958	Rocky Prockiw 34	Rocky Prockiw 17	Houston Sadler, Warren Smith 2
1959	John Marsellus, Houston Sadler 6	John Marsellus, Houston Sadler 3	not available
1960	Gael deTigny 8	Gael deTigny 4	not available
1961	Brian Fisher 30	Brian Fisher 15	Three tied with 3
1962	Chan Moore 14	Chan Moore 6	Chick Cudlip 4
1963	Chan Moore 14	Chan Moore 7	Ed Funk, Tom Maxwell 2
1964	Dave Harrison 7	Dave Harrison 3	Kent Worthington 2
1965	Bill Davidson 9	Bill Davidson 4	Five tied with 1
1966	Robert Aronson 14	Robert Aronson 6	Robert Aronson 2
1967	Steve Kleinman 13	Steve Kleinman 6	Barclay Mason 3
1968	Jay Connor 14	Jay Connor, John Mehrtens 5	Jay Connor 4
1969	Jay Connor 17	Fred McGlynn 7	Jay Connor 5
1970	Sam Crosby 16	Sam Crosby 8	Three tied with 3
1971	Phil Crane 17	Phil Crane 7	Three tied with 3
1972	Jay Meaney 24	Jay Meaney 11	Sam Crosby 4
1973	Jay Meaney 22	Jay Meaney 11	Chuck Lecraw 4
1974	Jay Meaney 22	Jay Meaney 11	Roderigo Escobar 2
1975	Rick Sanders 12	Rick Sanders 6	Seven players with 1
1976	José Bauza, Pete Wylie 13	José Bauza, Pete Wylie 6	Mike Rogers 5
1977	Mark Reynolds 19	Mark Reynolds 6	José Bauza, Mark Reynolds 7
1978	José Bauza 19	José Bauza 8	Mark Woolley 4
1979	Pepe Llontop 11	Pepe Llontop, Peter MacKeith 4	José Bauza 4
1980	Pepe Llontop 11	Pepe Llontop 5	Chris Tolomeo 4
1981	Pete Polonsky 24	Pete Polonsky 11	Mark Brcic, Voga Wallace 5
1982	Jeff Gaffney 33	Jeff Gaffney 14	Voga Wallace 8
1983	Jeff Gaffney 44	Jeff Gaffney 21	Brian Vernon 11
1984	Jeff Gaffney, Brian Vernon 39	Brian Vernon 18	Jeff Gaffney 7
1985	Jeff Gaffney 39	Jeff Gaffney 18	Todd Hitt 8
1986	George Gelnovatch 32	George Gelnovatch 14	John Harkes, Todd Hitt 7
1987	John Harkes 34	John Harkes 15	Jay DeCarmen, Scott Platenburg 5
1988	Drew Fallon 29	Drew Fallon 11	Drew Fallon 7
1989	Kris Kelderman 30	Kris Kelderman 10	Kris Kelderman 1
1990	Ben Crawley 25	Ben Crawley, Jeff Agoos 8	Ben Crawley 9
1991	Ben Crawley 40	Ben Crawley 16	Brad Agoos 10
1992	Ben Crawley 43	Ben Crawley 17	Brad Agoos 17
1993	Claudio Reyna 28	Nate Friends 12	Damian Silvera 12
1994	A.J. Wood 54	A.J. Wood 23	Mike Fisher 13
1995	Mike Fisher 57	Mike Fisher 21	Mike Fisher, Damian Silvera 15
1996	Mike Fisher 42	Matt Leonard 12	Mike Fisher 20
1997	Ben Olsen 54	Ben Olsen 19	Ben Olsen 16
1998	Chris Albright 43	Chris Albright 20	Ryan Trout 11
1999	Ryan Trout 28	Sheldon Barnes, Ryan Trout 9	Ryan Trout 10
2000	Alecko Eskandarian 38	Alecko Eskandarian 16	Three tied with 6
2001	Ryan Gibbs 23	Alecko Eskandarian, Ryan Gibbs 9	Kyle Martino 8
2002	Alecko Eskandarian 54	Alecko Eskandarian 25	Jacob LeBlanc 8
2003	Adam Cristman 17	Adam Cristman 8	Mike Littlefield 6
2004	Hunter Freeman 27	Adam Cristman 9	Hunter Freeman 21
2005	Yannick Reyering 30	Yannick Reyering 14	Jeremy Barlow 9
2006	Yannick Reyering 32	Yannick Reyering 12	Nico Colaluca 10
2007	Yannick Reyering 36	Yannick Reyering 13	Chris Tierney 7
2008	Tony Tchani 21	Tony Tchani 9	Three tied with 5
2009	Will Bates 25	Will Bates 12	Neil Barlow 6
2010	Will Bates 20	Will Bates 8	Will Bates, Sean Murnane 4
2011	Will Bates 32	Will Bates 14	Brian Span 5
2012	Will Bates 25	Will Bates 12	Todd Wharton 8
2013	Eric Bird 19	Eric Bird 7	Jordan Allen, Eric Bird 5
2014	Eric Bird 12	Eric Bird 5	Scott Thomsen 8
2015	Patrick Foss, Jake Rozhansky 9	Jake Rozhansky 4	Patrick Foss 5
2016	Pablo Aguilar 16	Pablo Aguilar 7	Daniel Barir 4
2017	Edward Opoku 20	Edward Opoku 8	P. Aguilar/J.C. Koffi/E. Opoku 4
2018	Nathaniel Crofts 14	D. Dike/C Happi Kamseu 5	Nathaniel Crofts 6
2019	Daryl Dike 28	Daryl Dike 10	Daryl Dike 8
2020	Kevin Ogudugu 7	Kevin Ogudugu/Axel Gunnarsson 3	Jeremy Verley 3





HONORS & AWARDS



Claudio Reyna



Tony Meola



Alecko Eskandarian

INDIVIDUAL NATIONAL HONORS

MAC Hermann Trophy

- 1989 Tony Meola
- 1993 Claudio Reyna
- 1995 Mike Fisher
- 1996 Mike Fisher
- 2002 Alecko Eskandarian

Missouri Athletic Club Player of the Year

- 1987 John Harkes
- 1989 Tony Meola
- 1992 Claudio Reyna
- 1993 Claudio Reyna
- 1996 Mike Fisher

adidas Goalkeeper of the Year

- 1987 Bob Willen

NSCAA/United Soccer Coaches Player of the Year

- 1996 Mike Fisher
- 2002 Alecko Eskandarian

Soccer America Player of the Year

- 1992 Claudio Reyna
- 1993 Claudio Reyna
- 1994 A.J. Wood
- 1995 Mike Fisher
- 1997 Ben Olsen
- 2002 Alecko Eskandarian

Soccer America Freshman of the Year

- 2009 Will Bates

Soccer News Player of the Year

- 1993 Claudio Reyna
- 1997 Ben Olsen

TopDrawSoccer.com Player of the Year

- 2019 Joe Bell

National Coach of the Year

- 1993 Bruce Arena
- 2009 George Gelnovatch

Soccer America Coach of the Year

- 2009 George Gelnovatch

ALL-AMERICANS

NSCAA/United Soccer Coaches All-Americans

- 1978 José Bauza, F (HM)
- 1979 José Bauza, M (HM)
- 1984 Jeff Gaffney, F (1st)
- 1985 Jeff Gaffney, F (2nd)
- 1986 John Harkes, M (1st)
- George Gelnovatch, F (1st)
- Jeff Agoos, D (3rd)
- 1987 John Harkes, M (1st)
- Bob Willen, G (1st)
- 1988 Jeff Agoos, D (1st)
- Tony Meola, G (1st)
- 1989 Tony Meola, G (1st)
- Jeff Agoos, D (2nd)
- 1990 Jeff Agoos, D (1st)
- 1991 Claudio Reyna, M (1st)
- Erik Imler, D (2nd)
- 1992 Ben Crawley, F (1st)
- Claudio Reyna, M (1st)
- Erik Imler, M (2nd)
- Clint Peay, D (2nd)
- 1993 Claudio Reyna, F (1st)
- Brandon Pollard, D (2nd)
- Jeff Causey, G (3rd)
- 1994 Brandon Pollard, D (1st)
- Mike Fisher, M (2nd)
- A.J. Wood, F (3rd)
- 1995 Mike Fisher, F (1st)
- Brandon Pollard, D (1st)
- Damian Silvera, M (2nd)
- 1996 Mike Fisher, M (1st)
- Matt Chulis, D (2nd)
- 1997 Ben Olsen, M (1st)
- Matt Chulis, D (2nd)
- Scott Vermillion, D (3rd)
- 1998 Chris Albright, F (1st)
- Matt Chulis, D (1st)
- Jason Moore, M (2nd)
- 1999 Ryan Trout, M/F (3rd)
- 2000 Kyle Martino, M (3rd)
- 2001 Kyle Martino, M (1st)
- Alecko Eskandarian, F (2nd)
- 2002 Alecko Eskandarian, F (1st)
- 2004 Hunter Freeman, D (1st)
- Matt Oliver, D (1st)
- Nico Colaluca, M (3rd)
- 2006 Nico Colaluca, M (2nd)
- 2009 Tony Tchani, M (1st)
- 2013 Eric Bird, M (3rd)
- 2014 Eric Bird, M (2nd)
- 2016 Edward Opoku, F (2nd)
- 2019 Colin Shutler, GK (1st)
- Joe Bell, M (1st)
- Henry Kessler, D (2nd)
- Daryl Dike, F (3rd)

TopDrawerSoccer.com All-Americans

- 2017 Jean-Christoph Koffi (1st)
- Joe Bell (Fr. Best XI)
- 2018 Aboubacar Keita (Fr. Best XI)
- 2019 Joe Bell (1st)
- Henry Kessler (1st)
- Daryl Dike (2nd)
- Andreas Ueland (Fr. Best XI)

Soccer America All-Americans

- 1983 Jeff Gaffney (1st)
- 1984 Jeff Gaffney (1st)
- 1986 George Gelnovatch (1st)
- 1987 John Harkes (1st)
- 1988 Jeff Agoos (1st)
- 1989 Tony Meola (1st)
- Curt Onalfo (1st)
- 1990 Jeff Agoos (1st)
- 1991 Erik Imler (1st)
- Claudio Reyna (1st)
- 1992 Erik Imler (1st)
- Claudio Reyna (1st)
- 1992 Brian Bates (1st)
- 1993 Brian Bates (1st)
- Nate Friends (1st)
- Brandon Pollard (1st)
- Claudio Reyna (1st)
- 1994 Mike Fisher (1st)
- Brandon Pollard (1st)
- Damian Silvera (1st)
- A.J. Wood (1st)
- 1996 Mike Fisher (1st)
- 1997 Ben Olsen (1st)
- 2001 Kyle Martino (1st)
- 2002 Alecko Eskandarian (1st)
- 2009 Diego Restrepo (1st)
- Tony Tchani (2nd)
- 2013 Eric Bird (2nd)
- 2019 Joe Bell (1st)
- Daryl Dike (3rd)
- Henry Kessler (2nd)
- Colin Shutler (1st)

College Soccer News All-Americans

- 2013 Eric Bird (2nd)
- 2014 Eric Bird (3rd)
- 2019 Joe Bell (1st)
- Colin Shutler (1st)
- Henry Kessler (2nd)
- Daryl Dike (3rd)





HONORS & AWARDS

ALL REGION HONORS

NSCAA/United Soccer Coaches

All-Region

- 1999 Ryan Trout (1st)
Kyle Martino (2nd)
Steve Totten (3rd)
- 2000 Alecko Eskandarian (1st)
Kyle Martino (1st)
Ryan Gibbs (3rd)
- 2001 Jonathan Cole (1st)
Alecko Eskandarian (1st)
Kyle Martino (1st)
Kenny Arena (2nd)
- 2002 Alecko Eskandarian (1st)
Matt Oliver (2nd)
- 2003 Matt Oliver (2nd)
- 2004 Hunter Freeman (1st)
Matt Oliver (1st)
Nico Colaluca (2nd)
- 2005 Yannick Reyerling (1st)
Ryan Burke (2nd)
Adam Cristman (2nd)
Nico Colaluca (3rd)
- 2006 Nico Colaluca (1st)
Bakary Soumare (2nd)
Yannick Reyerling (2nd)
Adam Cristman (3rd)
- 2007 Yannick Reyerling (2nd)
- 2008 Tony Tchani (1st)
Brian Ownby (2nd)
- 2009 Greg Monaco (1st)
Tony Tchani (1st)
Will Bates (2nd)
Diego Restrepo (3rd)
Ross Labaux (3rd)
- 2011 Will Bates (2nd)
Hunter Jumper (2nd)
Brian Ownby (3rd)
- 2013 Eric Bird (1st)
Jordan Allen (2nd)
Darius Madison (3rd)
- 2014 Eric Bird (2nd)
- 2015 Todd Wharton (3rd)
- 2016 Edward Opoku (1st)
Sergi Nus (3rd)
- 2017 Jeff Caldwell (2nd)
Jean-Christophe Koffi (2nd)
Sergi Nus (2nd)
Edward Opoku (2nd)
Pablo Aguilar (3rd)
- 2018 Joe Bell (2nd)
Henry Kessler (2nd)
- 2019 Colin Shutler (1st)
Henry Kessler (1st)
Daryl Dike (1st)
Joe Bell (1st)
Robin Afamefuna (2nd)

Since 1999 & missing 2010 All-Region teams

ACC INDIVIDUAL AWARDS

ACC Player of the Year

- 1984 Jeff Gaffney
- 1987 John Harkes
- 1988 Jeff Agoos
- 1989 Tony Meola
- 1995 Mike Fisher
- 1996 Mike Fisher
- 2001 Kyle Martino
- 2002 Alecko Eskandarian

ACC Midfielder of the Year

- 2019 Joe Bell

ACC Rookie of the Year


- 1991 Claudio Reyna
- 1997 Jason Moore
- 1999 Kyle Martino
- 2000 Alecko Eskandarian
- 2008 Tony Tchani

ACC Coach of the Year


- 1979 Bruce Arena
- 1984 Bruce Arena
- 1986 Bruce Arena
- 1988 Bruce Arena
- 1989 Bruce Arena
- 1991 Bruce Arena
- 1995 Bruce Arena
- 1996 George Gelnovatch
- 2001 George Gelnovatch

ALL-ACC TEAMS

- 1968 John Taylor, M (2nd)
- 1969 Dan Abramson, G (1st)
David Bowman, D (2nd)
Jay Connor, F (2nd)
- 1970 Jay Connor, F (2nd)
Ed Marks, D (2nd)
Jay Ziehl, D (2nd)
- 1971 Ed Marks, D (1st)
Jay Connor, F (2nd)
Phil Crane, F (2nd)
Scott Peyton, G (2nd)
Jay Ziehl, D (2nd)
- 1972 Jay Ziehl, D (1st)
Sam Crosby, D (2nd)
- 1973 Jay Meaney, F (2nd)
- 1974 Jay Meaney, F (1st)
Paul Corbin, D (2nd)
Andy Dupont, D (2nd)
- 1975 Mike Kriegh, G (2nd)
- 1976 Randy Kerr, D (1st)
José Bauza, F (2nd)
- 1977 Mark Woolley, D (1st)
José Bauza, F (2nd)
- 1978 José Bauza, F (1st)
Mark Woolley, F (2nd)
- 1979 José Bauza, M (1st)
Dave Dickey, D (1st)
Scott Smith, D (1st)
Bill Wallace, G (1st)
Pepe Llontop, F (2nd)
- 1980 Pepe Llontop, F (1st)
David Brillhart, M (2nd)
Dave Dickey, D (2nd)
Scott Smith, D (2nd)
- 1981 Dave Dickey, D (1st)
Voga Wallace, D (2nd)
- 1982 Jeff Gaffney, F (2nd)
- 1983 George Gelnovatch, F (2nd)
Rob Steward, D (2nd)
Voga Wallace, D (2nd)
- 1984 Doug Davies, M (1st)
Jeff Gaffney, F (1st)
Rob Steward, D (1st)
George Gelnovatch, M (2nd)
Mike Schnabel, D (2nd)
- 1985 Jeff Gaffney, F (1st)
Rob Steward, D (1st)
Doug Davies, M (2nd)
George Gelnovatch, F (2nd)
Keith Lenert, G (2nd)
Mike Schnabel, D (2nd)
- 1986 Jeff Agoos, D (1st)
John Harkes, M (1st)
George Gelnovatch, F (1st)
Bob Willen, G (1st)
- 1987 John Harkes, M (1st)
Jay Del Carmen, F (2nd)
John Maessner, F (2nd)
Bob Willen, G (2nd)
- 1988 Jeff Agoos, D (1st)
John Maessner, F (1st)
Tony Meola, G (1st)
Drew Fallon, F (2nd)
Kris Kelderman, M (2nd)
Jay Lodge, D (2nd)
- 1989 Jeff Agoos, D (1st)
John Maessner, F (1st)
Tony Meola, G (1st)
Curt Onalfo, M (1st)
Drew Fallon, F (2nd)



John Harkes



Jeff Agoos



Matt Oliver





HONORS & AWARDS



Will Bates



Jeff Caldwell



Joe Bell

- 1990 Jeff Agoos, D (1st)
Curt Onalfo, M (1st)
Erik Imler, D (2nd)
- 1991 Erik Imler, D (1st)
Claudio Reyna, M (1st)
Ben Crawley, F (2nd)
Richie Williams, M (2nd)
Lyle Yorks, M (2nd)
- 1992 Brian Bates, D (1st)
Ben Crawley, F (1st)
Erik Imler, M (1st)
Clint Peay, D (1st)
Claudio Reyna, M (1st)
A.J. Wood, F (2nd)
- 1993 Brandon Pollard, D (1st)
Claudio Reyna, F (1st)
Damian Silvera, M (1st)
Jeff Causey, G (2nd)
- 1994 Clint Peay, D (1st)
Brandon Pollard, D (1st)
A.J. Wood, F (1st)
Mike Fisher, M (2nd)
Nate Friends, F (2nd)
Damian Silvera, M (2nd)
- 1995 Mike Fisher, F (1st)
Brandon Pollard, D (1st)
Damian Silvera, M (1st)
Billy Walsh, M (2nd)
- 1996 Matt Chulis, D (1st)
Mike Fisher, M (1st)
Ben Olsen, M (1st)
Scott Vermillion, D (1st)
Matt Leonard, F (2nd)
- 1997 Matt Chulis, D (1st)
Ben Olsen, M (1st)
Scott Vermillion, D (1st)
Brian West, F (1st)
- 1998 Chris Albright, F (1st)
Matt Chulis, D (1st)
Jason Moore, M (1st)
Sam Franklin, M (2nd)
Brock Yetso, G (2nd)
- 1999 Kyle Martino, F (1st)
Ryan Trout, F/M (2nd)
Steve Totten, M (2nd)
- 2000 Alecko Eskandarian, F (1st)
Kyle Martino, MF (1st)
Steve Totten, MF (2nd)
- 2001 Jonathan Cole, D (1st)
Alecko Eskandarian, F (1st)
Ryan Gibbs, F (1st)
Kyle Martino, MF (1st)
Matt Oliver, D (2nd)
- 2002 Alecko Eskandarian, F (1st)
Kenny Arena, M (2nd)
Matt Oliver, D (2nd)
- 2003 Matt Oliver, D (1st)
Mike Littlefield, F (2nd)
Adam Cristman, F (All-Fr.)
Will Hall, M (All-Fr.)
- 2004 Hunter Freeman, D (1st)
Matt Oliver, D (1st)
Nico Colaluca, M (2nd/All Fr.)
Jeremy Barlow, M (All-Fr.)
- 2005 Yannick Reyerling, F (1st/All Fr.)
Adam Cristman, F (2nd)
Nico Colaluca, M (2nd)

- 2006 Nico Colaluca, M (1st)
Adam Cristman, F (2nd)
Yannick Reyerling, F (2nd)
Bakary Soumare, D (2nd)
Jonathan Villanueva, M (All-Fr.)
Jeremy Barlow, M (2nd)
- 2007 Yannick Reyerling, F (1st)
- 2008 Tony Tchani, M (2nd/All-Fr.)
Shawn Barry, D (All-Fr.)
Brian Ownby, F (All-Fr.)
Will Bates, F (2nd/All-Fr.)
- 2009 Neil Barlow, M (2nd)
Ross LaBaux, M (2nd)
Tony Tchani, M (2nd)
- 2010 Brian Ownby, F (1st)
Brian Span, M (All-Fr.)
- 2011 Will Bates, F (1st)
Brian Ownby, M (2nd)
Brian Span, M (2nd)
Ryan Zinkhan, F (All-Fr.)
- 2012 Will Bates, F (1st)
Darius Madison, F (All-Fr.)
Marcus Salandy-Defour, M (All-Fr.)
Todd Wharton, M (All-Fr.)
- 2013 Eric Bird, M (2nd)
Darius Madison, F (2nd)
Jordan Allen, M (3rd/All-Fr.)
- 2014 Eric Bird, M (1st)
Todd Wharton, M (3rd)
Jake Rozhansky, M (All-Fr.)
Jake Rozhansky, M (2nd)
Todd Wharton, M (2nd)
Jeff Caldwell, G (3rd)
Edward Opoku, F (3rd/All-Fr.)
Derrick Etienne, F (All-Fr.)
- 2015 Pablo Aguilar, M (2nd)
Jeff Caldwell, GK (2nd)
Edward Opoku, F (2nd)
Jean-Christophe Koffi, M (3rd)
Sergi Nus, D (3rd)
Robin Afamefuna (All-Fr.)
Terrell Lowe (All-Fr.)
- 2016 Jean-Christophe Koffi, M (1st)
Pablo Aguilar, F (2nd)
Jeff Caldwell, GK (2nd)
Edward Opoku, F (2nd)
Sergi Nus, M (3rd)
Joe Bell, M (All-Fr.)
- 2017 Joe Bell, M (3rd)
Henry Kessler, D (3rd)
Daryl Dike, F (All-Fr.)
Cabrel Happi Kamseu (All-Fr.)
Aboubacar Keita, D (All-Fr.)
Daniel Steedman, F (All-Fr.)
- 2018 Joe Bell (1st)
Colin Shutler (1st)
Daryl Dike (2nd)
Henry Kessler (2nd)
Robin Afamefuna (3rd)
Irakoze Donasiyano (3rd)
Andreas Ueland (3rd/All Fr.)
- 2019 Bret Halsey (2nd)
Andreas Ueland (3rd)

ACADEMIC HONORS

United Soccer Coaches Scholar Player of the Year

2019 Joe Bell

NSCAA/United Soccer Coaches Academic All-Americans

2019 Joe Bell, M (1st)

ACC Scholar-Athlete of the Year

2019 Joe Bell

CoSIDA Academic All-District

2010 Hunter Jumper (2nd)

2019 Joe Bell (1st)

ACC Postgraduate Scholarship

2013 Ari Dimas

All-ACC Academic Team

2005 Ryan Burke

2006 Ryan Burke

2007 Zola Short

2008 Hunter Jumper

2009 Hunter Jumper

2010 Hunter Jumper

2011 Ari Dimas

Greg Monaco

Ryan Zinkhan

2012 Eric Bird

Matt Brown

Scott Thomsen

Todd Wharton

2013 Riggs Lennon

Todd Wharton

Ryan Zinkhan

2014 Eric Bird

Nicko Corriveau

Scott Thomsen

Ryan Zinkhan

2015 Jeff Caldwell

Todd Wharton

2016 Jeff Caldwell

Terrrell Lowe

2017 Jeff Caldwell

Pablo Aguilar

Joe Bell

Sergi Nus

2018 Robin Afamefuna

Joe Bell

Colin Shutler

2019 Joe Bell

Robin Afamefuna

Henry Kessler

Colin Shutler

2020 Andreas Ueland

Oliver Gerbig

Andreas Ueland

Jeremy Verley





HONORS & AWARDS

POSTSEASON AWARDS

NCAA Tournament/ College Cup MVPs

- 1989 Tony Meola (Defense)
- 1991 Jeff Causey (Defense)
- Claudio Reyna (Offense)
- 1992 Claudio Reyna (Offense)
- 1993 Brian Bates (Defense)
- Nate Friends (Offense)
- 1994 Mark Peters (Defense)
- Damian Silvera (Offense)
- 2009 Jonathan Villanueva (Offense)
- Diego Restrepo (Defense)
- 2014 Calle Brown (Defense)
- 2019 Daryl Dike (Offense)

NCAA College Cup All-Tournament Team

- 1997 Ben Olsen
- Scott Vermillion
- Brian West
- 2010 Brian Ownby
- Mike Volk
- Tony Tchani
- 2013 Jordan Allen
- Darius Madison
- Pablo Aguilar
- Calle Brown
- Darius Madison
- Jake Rozhansky
- Kyler Sullivan
- Sheldon Sullivan
- 2019 Daryl Dike
- Joe Bell
- Daniel Steedman
- Henry Kessler
- Colin Shutler

ACC Tournament MVP

- 1988 Jeff Agoos
- 1991 Claudio Reyna
- 1992 Brad Agoos
- 1994 Mark Peters
- 1995 Mike Fisher
- 1997 Ben Olsen
- 2003 Ryan Burke
- 2004 Jeremy Barlow
- 2009 Diego Restrepo
- 2019 Henry Kessler

ACC All-Tournament Team

- 1990 Jeff Causey
- Ben Crawley
- John Duguid
- Erik Imler
- 1991 Brian Bates
- Erik Imler
- Claudio Reyna
- Richie Williams
- 1992 Brad Agoos
- Nate Friends
- Erik Imler
- Damian Silvera
- 1993 Brian Bates
- Nate Friends
- Claudio Reyna
- Damian Silvera
- A.J. Wood
- 1994 Mike Fisher
- Nate Friends
- Clint Peay
- Mark Peters
- Brandon Pillard
- Damian Silvera
- A.J. Wood
- 1995 Mike Fisher
- Damian Silvera
- Billy Walsh
- Brandon Pollard
- Andriy Shapoval
- 1996 Matt Chulis
- Mike Fisher
- Matt Leonard
- Billy Walsh
- 1997 Chris Albright
- Jason Moore
- Ben Olsen
- Scott Vermillion
- Brock Yetso
- 1999 Sheldon Barnes
- Kyle Martino
- Ryan Trout
- 2000 Jonathan Cole
- Ryan Gibbs
- Kyle Martino
- 2001 Sheldon Barnes
- Kyle Martino
- 2002 Ryan Gibbs
- Jacob LaBlanc
- Alecko Eskandarian
- 2003 Ryan Burke
- John Hartman
- Matt Oliver
- 2004 Jeremy Barlow
- Ryan Burke
- Nico Colaluca
- Adam Cristman
- Mike Littlefield
- 2006 Yannick Reyerling
- 2007 Chris Tierney
- 2008 Brian Ownby
- Matt Poole
- Jonathan Villanueva
- 2009 Will Bates
- Hunter Jumper
- Diego Restrepo
- Tony Tchani
- 2010 Hunter Jumper
- 2011 Hunter Jumper
- Brian "Cobi" Span

- 2012 Zach Carroll
- 2013 Eric Bird
- Calle Brown
- Marcus Salandy-Defour
- Todd Whartono
- Pablo Aguilar
- Jeff Caldwell
- Jean-Christophe Koffi
- 2019 Henry Kessler
- Nathaniel Crofts
- Bret Halsey
- Cabrel Happi Kamseu
- 2020 Bret Halsey
- Andreas Ueland

NCAA Tournament Records

Nate Friends (1992-94)


6 career goals in College Cup
(5 in 1993)

Damian Silvera (1992-95)

10 career assists

A.J. Wood (1991-94)

13 career goals,
29 career points (tied record)



Nate Friends



Damian Silvera



A.J. Wood





MLS/PROFESSIONAL SOCCER

UVA's U.S. World Cup Players

Year	Name
1990	John Harkes Tony Meola
1994	John Harkes Tony Meola Claudio Reyna
1998	Jeff Agoos Claudio Reyna
2002	Jeff Agoos Tony Meola Claudio Reyna

UVA's U.S. Olympians

Year	Name
1988	John Harkes Tony Meola
1992	Mike Huwiler Erik Imler Curt Onalfo Claudio Reyna
1996	Clint Peay Brandon Pollard Claudio Reyna Damian Silvera Billy Walsh A.J. Wood
2000	Jeff Agoos Chris Albright Ben Olsen

Virginia Players in Major League Soccer/International Soccer

Name	Team (years)
Jeff Agoos	D.C. United (1996-2000); San Jose Earthquakes (2001-2004); New York/ New Jersey MetroStars (2005)
Chris Agorsor	Real Salt Lake (2011)
Chris Albright	D.C. United (1999-2001); Los Angeles Galaxy (2002-2007); New England Revolution (2008-2009); New York Red Bulls (2010-2011); Philadelphia Union (2012-2013)
Jordan Allen	Real Salt Lake (2014-2019)
Kenny Arena	New York/New Jersey MetroStars (2003-2004); D.C. United (2005)
Shawn Barry	LASK Linz - Austria (2011-15); FSV Frankfurt - Germany (2015-17); Korona Kielce - Poland (2017); Real Salt Lake (2018), Tampa Bay Rowdies (2019)
Brian Bates	Colorado Rapids (1996-1997); Chicago Fire (1998); Dallas Burn (1998)
Joe Bell	Viking FK (2020-present)
Eric Bird	Philadelphia Union (2015), Houston Dynamo (2018-19), FC Tulsa (2020-present)
Calle Brown	Houston Dynamo (2016-2017), Seattle Sounders (2018), Loudoun United FC (2019), Northern Virginia FC (2021)
Jeff Caldwell	New York City FC (2018), Memphis 901 FC (2019), New England Revolution (2020), Hartford Athletic (2021)
Jeff Causey	D.C. United (1996-1997); New England Revolution (1997-2001)
Matt Chulis	Columbus Crew (1999-2000)
Ben Crawley	D.C. United (1996)
Adam Cristman	New England Revolution (2007-2008), Kansas City Wizards (2009), D.C. United (2010), L.A. Galaxy (2011-2012)
Daryl Dike	Orlando City SC (2020-present), Barnsley FC - loan (2021)
Iraakoze Donasiyano	Nashville FC (2021), Energy FC - loan (2021)
Alecko Eskandarian	D.C. United (2003-2006); Toronto FC (2007); Real Salt Lake (2007); Chivas USA (2008-2009); Los Angeles Galaxy (2009-2010)
Derrick Etienne	New York Red Bulls (2016-2019); FC Cincinnati (2019); Columbus Crew (2020-present)
Hunter Freeman	Colorado Rapids (2005-2006); New York Red Bulls (2007-2008); Toronto FC (2008); IK Start (2009-2010); Houston Dynamo (2011); Colorado Rapids (2012)
George Gelnovatch	D.C. United (1996)
Michael Green	Kansas City Wizards (1999-2001)
Bret Halsey	Real Salt Lake (2021), Real Monarchs I (2021)
John Harkes	D.C. United (1996-1998); New England Revolution (1999-2000); Columbus Crew (2001-2002)
Mike Huwiler	D.C. United (1996)
Erik Imler	D.C. United (1996); New England Revolution (1997)
Hunter Jumper	Chicago Fire (2012-14)
Kris Kelderman	D.C. United (1996-1997); Miami Fusion (1998); New England Revolution (1999-2000)
Henry Kessler	New England Revolution (2020-present)
Ryan Kelly	Columbus Crew (2005)
Ross LaBeaux	Colorado Rapids (2011-20112)
Jacob LeBlanc	New York/New Jersey MetroStars (2003)
Marshall Leonard	New England Revolution (2002-2007)
John Maessner	D.C. United (1996-1997); Miami Fusion (1998-1999) D.C. United (1999-2000); Tampa Bay Mutiny (2000-2001)
Kyle Martino	Columbus Crew (2002-2006); Los Angeles Galaxy (2006-2007)
Tony Meola	New York/New Jersey MetroStars (1996-1998); Kansas City Wizards (1999-2004); New York Red Bulls (2005-2006)
Jason Moore	D.C. United (1999-2000); Colorado Rapids (2001); Chicago Fire (2002); New England Revolution (2003)
Ben Olsen	D.C. United (1998-2009)
Curt Onalfo	Los Angeles Galaxy (1996); San Jose Clash (1997); D.C. United (1998-2000)
Edward Opoku	Columbus Crew SC (2018-19); Legion FC (2019)
Brian Ownby	Reading United (2011); Houston Dynamo (2012-2014); Richmond Kickers (loan)(2013); Pittsburgh Riverhounds SC (loan)(2014); Richmond Kickers (2015-2016); Louisville City FC (2017-present)
Clint Peay	D.C. United (1996-2000)
Brandon Pollard	Dallas Burn (1996-2000)
Diego Restrepo	Bradenton Academics (2007-2008); America de Cali (2011); Deportivo Tachira (2012); Tampa Bay Rowdies (2013-2014); Charlotte Independence (2015); Metropolitanos (2015); Fort Lauderdale Strikers (2016); Tampa Bay Rowdies (2016); San Antonio FC (2017-2018); Austin Bold FC (2019-present)
Marcus Salandy-Defour	B93 - Denmark (2017-18)
Damian Silvera	New York/ New Jersey MetroStars (1996); Kansas City Wizards (1997)
Kyle Singer	New England Revolution (2003-2005)
Mike Silvinski	D.C. United (1998)
Bakary Soumare	Chicago Fire (2007-09); Philadelphia Union (2012-13); Chicago Fire (2013-2014); Montreal Impact (2015)
Sheldon Sullivan	Reading United (2015-2016); Rio Grande Valley FC Toros (2018)
Brian "Cobi" Span	Djurgardens IF (2012-13); FC Dallas (2014); IFK Mariehamn - Finland (2015-17) Västerås SK (2018-present)
Tony Tchani	New York Red Bulls (2010-11), Toronto FC (2011), Columbus Crew (2011-2017)
Chris Tierney	Vancouver Whitecaps FC (2017); Chicago Fire (2018)
Scott Thomsen	New England Revolution (2008-2018)
Scott Vermillion	New York Red Bulls (2016); Orlando City B (2017); Richmond Kickers (2016, 2018-present)
Brian West	Kansas City Wizards (1998-2000); D.C. United (2001)
Richie Williams	Columbus Crew (1998-2003)
A.J. Wood	D.C. United (1996-1998, 2002); New York/New Jersey MetroStars (2001, 2003);
Lyle Yorks	New York/New Jersey MetroStars (1996-1997); Columbus Crew (1997); D.C. United (1998-2001)
	D.C. United (1998)

Bold denotes currently active in MLS/Professional Soccer as of August 15, 2021





MLS DRAFT/ALLOCATIONS

MLS SuperDraft (30)

Name	Pos.	Year	Rd., Pick	Team
Bret Halsey (2018-20)	M	2021	1, 7th	RSL
Irakoze Donasiyano (2017-20)	M	2021	1, 20th	NSH
Daniel Steedman (2018-19)	M	2021	2, 28th	AUS
Nathaniel Crofts (2017-20)	F	2021	2, 45th	TOR
Colin Shutler (2016-20)	GK	2021	2, 48th	DAL
Daryl Dike (2018-19)	F	2020	1, 5th	ORL
Henry Kessler (2017-19)	D	2020	1, 6th	NE
Robin Afamefuna (2016-19)	D	2020	2, 37th	COL
Jeff Caldwell (2014-17)	GK	2018	1, 19th	NYCFC
Edward Opoku (2015-17)	F	2018	2, 32nd	CLB
Pablo Aguilar (2014-17)	F	2018	3, 59th	HOU
Sheldon Sullivan (2014-17)	D	2018	3, 66th	HOU
Eric Bird (2011-14)	M	2014	2, 41st	PHI
Hunter Jumper (2008-11)	D	2012	2, 28th	CHI
Ross LaBauex (2006-09)	M	2010	2, 23rd	COL
Tony Tchani (2008-09)	M	2010	1, 2nd	NY
Jeremy Barlow (2004-07)	M	2008	4, 56th	HOU
Bakary Soumare (2006)	D	2007	1, 2nd	CHI
Nico Colaluca (2004-06)	M	2007	1, 6th	COL
Adam Cristman (2003-06)	F	2007	4, 48th	NE
Hunter Freeman (2002-04)	D	2005	1, 7th	COL
Alecko Eskandarian (2000-02)	F	2003	1, 1st	DC
David Comfort (1999-2002)	GK	2003	3, 21st	DAL
Kenny Arena (1999-2002)	D	2003	4, 32nd	NY
Jacob LeBlanc (2000-02)	M	2003	5, 42nd	NY
Kyle Martino (2000-01)	M	2002	1, 8th	CLB
Steve Totten (1998-2001)	M	2002	3, 26th	CHI
Marshall Leonard (1998-2001)	D	2002	4, 45th	NE
Ryan Trout (1997-2000)	M	2001	4, 41st	COL
Michael Feller (1998-2000)	D	2001	6, 66th	NE

MLS Supplemental Draft (9)

Name	Pos.	Year	Rd., Pick	Team
Will Bates (2009-11)	F	2013	1, 5th	SEA
Brian Ownby (2008-11)	F	2012	1, 7th	HOU
Mike Volk (2009-11)	D	2012	2, 31st	NY
Chris Tierney (2004-07)	D	2008	1, 13th	NE
Yannick Reyring (2005-07)	F	2008	2, 22nd	DAL
Zola Short (2004-07)	D	2008	3, 38th	COL
Joe Vide (2002-04)	M	2006	1, 5th	NY
Matt Oliver (2001-04)	D	2005	1, 8th	CLB
Curt Onalfo (1987-90)*	D	1997	2, 16th	LA

MLS Homegrown Contracts (4)

Name	Team	Year
Aboubacar Keita (2018)	Columbus Crew	2018
Derrick Etienne (2015)	NY Red Bulls	2015
Scott Thomsen (2012-15)	NY Red Bulls	2015
Jordan Allen (2013)	Real Salt Lake	2014

MLS College Draft (5)

Name	Pos.	Year	Rd., Pick	Team
Jason Moore (1997-98)	M	1999	1, 1st	DC
Matt Chulis (1995-98)	D	1999	1, 9th	CLB
Sam Franklin (1994-98)	M	1999	2, 22nd	LA
Mike Fisher (1993-96)	M	1997	1, 2nd	TB
Brandon Pollard (1992-95)	D	1996	1, 3rd	DAL

Project-40/Generation Adidas (9)

Name	Pos.	Year
Bret Halsey (2018-20)	M	2021
Daryl Dike (2018-19)	F	2020
Henry Kessler (2017-19)	D	2020
Edward Opoku (2015-17)	F	2018
Chris Albright (1997-98)	F	1999
Michael Green (1996-98)	D	1999
Ben Olson (1995-97)	M/F	1998
Scott Vermillion (1995-97)	D	1998
Brian West (1996-97)	F	1998

Allocated Players (4)

Name	Pos.	Year	Rd	Pick	Team
Jeff Agoos (1986, 88-90)	D	1996	##	-	DC
John Harkes (1985-87)	M	1996	##	-	DC
Tony Meola (1988-89)	GK	1996	##	-	NY
Damian Silvera (1992-95)	M	1996	##	-	NY

Inaugural MLS Draft (9)

Name	Pos.	Year	Rd	Pick	Team
Erik Imler (1989-92)	D	1996	3	30	DC
Brian Bates (1990-93)	D	1996	4	32	COL
Richie Williams (1988-91)	M	1996	4	40	DC
Jeff Causey (1990-93)	GK	1996	5	46	SKC
A.J. Wood (1991-94)	F	1996	5	49	NY
Curt Onalfo (1987-90)	D	1996	8	74	LA
Kris Kelderman (1987-90)	D	1996	8	80	DC
Clint Peay (1991-94)	D	1996	9	90	DC
Ben Crawley (1989-92)	F	1996	10	100	DC
Claudio Reyna (1991-93)**	M	signed in 2007			

*Redrafted

**Not part of a draft. Signed with NY Red Bulls after leaving Manchester City.

Inaugural Allocation





COACHING HISTORY

Year	Overall W-L-T	ACC W-L-T	GF	GA	Coach	Year	Overall W-L-T	ACC W-L-T	GF	GA	Coach
1941	0-9-0		10	57	Lawrence Ludwig	1982	16-2-2	3-1-2	57	12	Bruce Arena
1942	4-2-1		15	9	Lawrence Ludwig	1983	16-5-0	5-1-0	61	20	Bruce Arena
1943-45		No Team				1984	19-3-1	6-0-0	76	13	Bruce Arena
1946	1-3-1		4	15	Lawrence Ludwig	1985	15-4-1	4-1-1	50	13	Bruce Arena
1947	2-7-2		14	21	Lawrence Ludwig	1986	17-2-2	6-0-0	51	10	Bruce Arena
1948	3-7-1		13	22	Lawrence Ludwig	1987	17-3-2	5-0-1	40	10	Bruce Arena
1949	5-5-0		19	18	Lawrence Ludwig	1988	18-1-3	5-0-1	42	9	Bruce Arena
1950	4-5-1		26	23	Lawrence Ludwig	1989	21-2-2	5-0-1	65	13	Bruce Arena
1951	1-5-2		16	21	Hugh Moomaw	1990	12-6-6	3-2-1	43	18	Bruce Arena
1952	5-2-2		23	14	Hugh Moomaw	1991	19-1-2	5-1-0	55	21	Bruce Arena
1953	4-4-1		22	13	Hugh Moomaw	1992	21-2-1	5-1-0	70	20	Bruce Arena
1954	2-4-2	1-1-2	12	19	Wilson Fewster	1993	22-3-0	4-2-0	66	18	Bruce Arena
1955	3-5-2	1-2-1	14	18	Robert Sandell	1994	22-3-1	4-2-0	86	35	Bruce Arena
1956	6-3-0	3-1-0	27	13	Robert Sandell	1995	21-1-2	4-0-2	83	29	Bruce Arena
1957	5-2-1	2-1-1	21	11	Robert Sandell	1996	16-3-3	4-0-2	65	20	George Gelnovatch
1958	5-4-0	1-3-0	36	23	Eugene Corrigan	1997	19-4-3	3-1-2	61	24	George Gelnovatch
1959	3-4-2	2-2-0	16	18	Eugene Corrigan	1998	16-4-3	4-1-1	50	21	George Gelnovatch
1960	3-7-0	1-3-0	13	29	Eugene Corrigan	1999	14-9-1	1-4-1	44	29	George Gelnovatch
1961	9-3-0	1-3-0	48	22	Eugene Corrigan	2000	17-6-1	5-1-0	62	29	George Gelnovatch
1962	5-4-1	1-3-0	31	20	Eugene Corrigan	2001	17-2-1	6-0-0	42	12	George Gelnovatch
1963	7-2-1	2-1-1	25	22	Eugene Corrigan	2002	15-7-0	3-3-0	55	27	George Gelnovatch
1964	4-5-2	0-4-0	18	19	Eugene Corrigan	2003	11-10-2	3-3-0	29	29	George Gelnovatch
1965	3-6-1	2-2-0	13	13	Eugene Corrigan	2004	18-5-1	4-3-0	50	24	George Gelnovatch
1966	0-10-0	0-4-0	11	39	Gordon Burris	2005	12-5-3	6-2-0	37	25	George Gelnovatch
1967	3-9-0	0-4-0	22	32	Gordon Burris	2006	17-4-1	5-3-0	40	21	George Gelnovatch
1968	4-5-1	1-3-1	22	22	Gordon Burris	2007	12-8-2	1-5-2	44	29	George Gelnovatch
1969	9-1-2	4-0-1	24	10	Gordon Burris	2008	11-9-1	4-4-0	39	29	George Gelnovatch
1970	8-2-1	3-1-0	33	11	Gordon Burris	2009	19-3-3	4-3-1	37	8	George Gelnovatch
1971	7-5-1	1-3-1	36	14	Jim Stephens	2010	11-6-3	2-4-2	36	16	George Gelnovatch
1972	8-3-3	1-2-2	30	13	Jim Stephens	2011	12-8-1	4-3-1	40	27	George Gelnovatch
1973	6-7-0	1-4-0	24	27	Jim Stephens	2012	10-7-4	3-4-1	29	25	George Gelnovatch
1974	5-4-3	3-2-0	23	19	Larry Gross	2013	13-6-5	4-3-4	45	25	George Gelnovatch
1975	5-8-0	0-5-0	21	26	Larry Gross	2014	14-6-3	3-3-2	27	17	George Gelnovatch
1976	8-6-2	2-2-1	40	23	Larry Gross	2015	10-5-3	4-2-2	24	17	George Gelnovatch
1977	12-6-1	2-3-0	45	19	Larry Gross	2016	11-4-5	3-2-3	29	18	George Gelnovatch
1978	9-2-2	3-2-0	29	10	Bruce Arena	2017	12-4-5	3-2-3	34	18	George Gelnovatch
1979	12-4-1	3-1-1	26	12	Bruce Arena	2018	10-4-3	3-2-2	24	12	George Gelnovatch
1980	8-9-1	2-3-1	30	30	Bruce Arena	2019	21-2-1	6-1-1	46	13	George Gelnovatch
1981	10-6-2	2-4-0	48	20	Bruce Arena	2020	7-8-1	4-7-1	19	22	George Gelnovatch
Total						799-362-127	201-146-53	2753	1545	10 Coaches	

THE VIRGINIA COACHING LINE



ROBERT SANDELL




EUGENE CORRIGAN



GORDON BURRIS



JIM STEPHENS



LARRY GROSS



BRUCE ARENA

Coach	OVERALL					ACC				
	Years	W	L	T	Pct.	W	L	T	Pct.	
Lawrence Ludwig (1941-50)	7	19	38	6	.349	0	0	0	—	
Hugh Moomaw (1951-53)	3	10	11	5	.481	0	0	0	—	
Wilson Fewster (1954)	1	2	4	2	.375	1	1	2	.500	
Robert Sandell (1955-57)	3	14	10	3	.574	6	4	2	.583	
Eugene Corrigan (1958-65)	8	39	35	7	.525	10	21	1	.328	
Gordon Burris (1966-70)	5	24	27	4	.473	8	12	2	.409	
Jim Stephens (1971-73)	3	21	15	4	.575	3	9	3	.300	
Larry Gross (1974-77)	4	30	24	6	.550	7	12	1	.375	
Bruce Arena (1978-95)	18	295	59	31	.806	74	21	11	.750	
George Gelnovatch (1996-present)	25	345	139	59	.690	92	66	31	.569	





NCAA CHAMPIONSHIP TEAMS

1989

Virginia 1, Santa Clara 1 (OT)

Teams declared co-champions

December 4, 1989 • New Brunswick, N.J.

Santa Clara	0	1	0	0	0	0	—	1
Virginia	1	0	0	0	0	0	—	1

Scoring: UVA—Fallon (Williams, Yorks) 26:48; SC—Baicher (Smith) 83:37.

Shots: SC 12 (Holocher 4, Bravo 2, Baicher 2, Broughton, Rast, Robertson, Barreras), UVA 10 (Fallon 4, Williams 2, Onalfo, J. Agoos, Kelderman, Yorks); **Saves:** SC 4 (Yamamoto 4), UVA 5 (Meola 5); **Corner Kicks:** SC 5, UVA 4; **Fouls:** SC 30, UVA 27; **Offsides:** SC 3, UVA 7; **Attendance:** 3,889; **Records:** SC 20-0-3, UVA 21-2-2.

The 1989 season opened with promise, as the Cavaliers won their first 11 games of the year. Despite losing to Duke in the ACC Tournament, UVA advanced in the NAAs with a 4-1 win over Philadelphia Textile and a 1-0 triumph against South Carolina.

The Cavaliers moved on to the national semifinals, where they would play at Rutgers. UVA dispatched the Scarlet Knights 3-0 before 7,836 fans as John Maessner scored two goals, while Tim Kunihiro added a goal and freshman Brad Agoos equaled his season total with two timely assists.

The championship game was played two days later in sub-zero wind chill at Rutgers Stadium. Virginia would share the title with Santa Clara after a 1-1 draw at the end of regulation and 60 minutes of scoreless overtime. The coaches association had decided against a shootout in the NCAA title game and thus the Cavaliers and Broncos were declared co-champs.

UVA struck first in the title game, when Lyle Yorks sent a corner kick to Richie Williams, who headed the ball to Drew Fallon five yards from the goal. Fallon then beat Santa Clara goalkeeper Eric Yamamoto to give the Cavaliers a 1-0 lead at 26:48. UVA maintained the edge until late in the second half, when a pass intended for Tony Meola was intercepted. Jeff Baicher caught Meola going the wrong way for the equalizer, with just 6:23 remaining in regulation.

Neither team was able to score again in the worsening conditions, as the game went through the two regulation 15 minute overtime periods and then two 15 minute sudden-death overtimes. The game ended as the second-longest in NCAA Tournament history and yielded the first co-champions since 1968, when Maryland and Michigan State tied. Meola was named the tournament's Most Valuable Defensive Player, as he guarded against 12 shots, seven coming in the four overtimes.

1991

Virginia 0, Santa Clara 0 (OT)

UVA won 3-1 on penalty kicks

December 8, 1991 • Tampa, Fla.

Santa Clara	0	0	0	0	0	0	—	0 (1)
Virginia	0	0	0	0	0	0	—	0 (3)

Shots: SC 10 (Broughton 2, Schmidt 2, Cochran, Hampton, Rast, Arya, Cruz, Stiles), UVA 16 (Wood 5, Reyna 4, Crawley 3, Williams, Imler, Bates, Champ); **Saves:** SC 6 (Rueda 6), UVA 5 (Causey 5); **Corner Kicks:** SC 8, UVA 9; **Fouls:** SC 34, UVA 30; **Attendance:** 3,912; **Records:** SC 20-1-2, UVA 19-1-2.

Combining a blend of youthful rookies and veterans, Virginia capped off another successful season in 1991 by capturing the NCAA title for the second time in three years.

The Cavaliers suffered a 2-0 loss to Wake Forest early in the season, despite outshooting the Demon Deacons 15-2, but would not lose another game the rest of the year while posting a 19-1-2 record.

After gaining revenge against Wake Forest with a 3-1 victory in the ACC title game, the Cavaliers moved on to the NCAA Tournament. UVA defeated Hartford 2-1 in overtime on a goal by A.J. Wood, then downed Yale 2-0 to make it back to the semifinals.

With the final four taking place at the University of South Florida, UVA trailed Saint Louis 2-1 late in the game and the Cavaliers' title hopes were in jeopardy. Virginia applied intense offensive pressure toward the end of regulation and it paid off when Ben Crawley headed in a pass from Mike Huwiler to send the game into overtime. After no one scored in the first two extra sessions, Crawley headed in a cross from Lyle Yorks at 121:50 to put UVA into the title game.

The opponent in the final was a familiar one, as UVA once again faced Santa Clara. As was the case two years earlier, the game was a close one, and neither team scored during regulation. The match would not go to overtime without some controversy however, as Scott Champ headed in a cross from Richie Williams just as the final second ticked away, but the goal was not allowed.

The teams played for 60 more minutes, but both sides remained unable to find the net. Unlike two years earlier, the game now moved on to a penalty-kick shootout, and Bruce Arena opted to use rested backup goalkeeper Tom Henske in the net. Henske would stop two of Santa Clara's first three shots, while Huwiler, Crawley and Erik Imler all converted to put the Cavaliers up 3-1. Henske then clinched the title by swatting away a low shot from Bruce Broughton.

1992

Virginia 2, San Diego 0

December 6, 1992 • Davidson, N.C.

Virginia	0	2	—	2
San Diego	0	0	—	0

Scoring: UVA—Friends 69:31; UVA—Imler (B. Agoos, Reyna) 77:33.

Shots: UVA 17 (Wood 8, Bates 2, Reyna 2, B. Agoos, Peay, Imler, Crawley, Friends), USD 5 (Lindquist, Arthur, Streicek, Beall, Jara); **Saves:** UVA 3 (Causey 3), USD 6 (Garlick 6); **Corner Kicks:** UVA 5, USD 6; **Fouls:** UVA 16, USD 25; **Offsides:** UVA 4, USD 3; **Attendance:** 8,150; **Records:** UVA 21-2-1, USD 19-5-0.

The Cavaliers began the 1992 season by unveiling the premier facility in collegiate soccer, Klöckner Stadium. In the inaugural game, an exhibition contest against Santa Clara, Virginia posted a 1-0 win in front of 6,142 fans. Playing two-thirds of its games at home, UVA went on to win its first 14 contests of the season and push its unbeaten streak to an ACC record 32 games.

Despite two losses late in the regular season, the Cavaliers went on to win the ACC title and defeat both Penn State (4-1) and Dartmouth (3-0) to move on to the NCAA semifinals. Virginia went to Davidson, N.C., looking to become the first team to repeat as NCAA champions since Indiana took the title in 1982 and 1983.

ACC rival Duke was waiting in the semifinals but goalkeeper Jeff Causey and the UVA defense posted a shutout, with midfielder Tain Nix providing a clear off the goal line early in the second half. Ben Crawley, who had dedicated the postseason to the memory of his mother, Linda, scored the game winner against the Blue Devils, knocking home a one-hop pass from Nix at 59:53. The Cavaliers then broke the game open, as A.J. Wood and Brian Bates both scored to give UVA a 3-0 win.

The Cavaliers' opponent in the title game was the University of San Diego, who had beaten perennial powers UCLA and Indiana, and downed local favorite Davidson in the semifinals (3-2 in OT). The championship game was scoreless until Nate Friends broke the tie at the 69:31 mark. Brad Agoos sent the ball into the box and Friends knocked an off-balance shot off goalkeeper Scott Garlick, but claimed the rebound and lofted the ball into the goal to give Virginia a 1-0 lead.

Claudio Reyna controlled the action for the majority of the time remaining. Reyna's pass down the right wing in the 77th minute found Agoos, who crossed the ball into a crowded box. Erik Imler came flying in near the left post for an easy header and the clinching 2-0 lead. Reyna was named the tournament's Offensive MVP for the second straight season.





NCAA CHAMPIONSHIP TEAMS

1993

Virginia 2, South Carolina 0

December 5, 1993 • Davidson, N.C.

Virginia	1	1	—	2
South Carolina	0	0	—	0

Scoring: UVA—Friends (Fisher) 39:54; UVA—Friends (Fisher) 85:59.

Shots: UVA 7 (Reyna 2, Friends 2, Fisher, Silvera, Slivinski), USC 6 (Baumhoff 2, Smith, Faklaris, Pier, Scheving); **Saves:** UVA 6 (Causey 6), USC 3 (Turner 3); **Corner Kicks:** UVA 6, USC 4; **Fouls:** UVA 12, USC 8; **Offsides:** UVA 1, USC 3; **Attendance:** 10,549; **Records:** UVA 22-3-0, USC 16-4-4.

Riding the momentum of the 1992 championship, UVa won its first 11 games and extended its winning streak to a record 17. Clemson would bring the streak to end, as the Cavaliers dropped a tough 2-1 game with the Tigers scoring in the final seconds. UVa later gained revenge against Clemson with a 2-1 win in the ACC title game.

In the NCAAs, the Cavaliers defeated both William & Mary and Loyola by scores of 2-1, then dominated Wisconsin in a 3-0 game which placed UVa in the semifinals for the 3rd year in a row. It also put the Cavaliers in position to win an unprecedented 3rd consecutive NCAA title.

Returning to Davidson for the semifinals, UVa faced Princeton and former UVa assistant Bob Bradley. The Tigers' zone gave Claudio Reyna room to control the ball and time to set up Nate Friends, who would go on a two-game tear. Friends opened the scoring at 3:14 off a long feed from A.J. Wood, then added another goal in the 34th minute when he put in a deflection off a shot by Wood. Three minutes prior to halftime, Friends would complete the hat trick, knocking home a rebound off a shot by Damian Silvera.

South Carolina outlasted Cal State Fullerton 1-0 in the other semifinal to extend its winning streak to 14 games and advance to its first-ever title game. But UVa had postseason experience in its favor . . . and it also had Friends.

UVa managed only seven shots in the title game, but Friends scored twice to give the Cavaliers a 2-0 win. Friends broke a scoreless tie at 39:54 when he headed home a corner kick from Mike Fisher. Later, at 85:59, Friends volleyed in a Fisher free kick to conclude the scoring. The Gamecocks had a chance to score midway through the second half, when Steve Pier broke free for a one-on-one chance against Jeff Causey, who saved the both the initial shot and a rebound try. Minutes later, Brandon Pollard knocked away a ball at the goal line to preserve the shutout.

Friends was named Offensive MVP after scoring all five of UVa's goals in the final two games, while Brian Bates was chosen as the tournament's Defensive MVP. In addition, Causey concluded his career with a 3rd straight shutout in the NCAA finals.

1994

Virginia 1, Indiana 0

December 11, 1994 • Davidson, N.C.

Indiana	0	0	—	0
Virginia	1	0	—	1

Scoring: UVA—Wood (Pollard, Nix) 20:06.

Shots: IU 11 (Keller 3, Clark 2, Maisonneuve 2, Yeagley, Ward, Ginsberg, Weiss), UVA 9 (Wood 4, Friends 2, Silvera, Fitzmaurice, Nix); **Saves:** IU 4 (Coufal 4), UVA 3 (Peters 3); **Corner Kicks:** IU 8, UVA 6; **Fouls:** IU 18, UVA 28; **Offsides:** IU 2, UVA 1; **Attendance:** 12,035; **Records:** IU 23-3-0, UVA 22-3-1.

Heading into the 1994 season, the UVa senior class knew it could become the first in NCAA history to graduate with a championship in every year. But things would not come easy. The season opened with a 3-2 loss to Boston University, and also included a 5-1 loss at North Carolina, UVa's largest margin of defeat since 1975.

Two weeks later, in what may have been the turning point of the season, the Cavaliers rallied from a 4-1 halftime deficit to post a 6-4 win at Clemson. Virginia would go on to win the ACC Tournament for the fourth straight season, but had to battle through a 2-2 tie with Clemson in the semifinals for a victory on penalty kicks. UVa then opened NCAA Tournament play with wins over UNC Greensboro (3-0) and Maryland (2-1). Against James Madison in the quarterfinals, A.J. Wood recorded a hat trick in a 4-1 Cavalier victory as UVa advanced to the final four once again.

The semifinal opponent was Rutgers, which had lost at home to UVa in the memorably cold 1989 semifinals. The Knights' Kevin O'Connell scored in the ninth minute, but the lead would be short-lived as Damian Silvera hit the net off an assist from Tain Nix. Billy Walsh would knock home the game winner at 53:42, when he put in a cross from Brandon Pollard to seal the victory.

A crowd of over 12,000 turned out for the title game, which saw the Cavaliers face Indiana, a 4-1 victor over UCLA in the other semifinal. UVa jumped ahead in the 21st minute, on a play where Nix started the run up the left flank, crossed midfield and slid a pass to Pollard on the left flank. Pollard beat his man and used his speed to gain room down the side before sending a cross into the box. A.J. Wood knocked the ball off his chest and to his left foot before slipping it past goalkeeper Scott Coufal for the score.

Late in the first half, Indiana's Brian Maisonneuve blasted a direct kick toward the right corner, but Walsh was at the post and headed it away. Goalkeeper Mark Peters—the tournament's Defensive MVP—made two big saves in the final 10 minutes. Silvera took Offensive MVP honors and the senior class of Wood, Nix, Clint Peay and Nate Friends stood at midfield holding their fourth NCAA trophy, their names forever a part of NCAA history.





NCAA CHAMPIONSHIP TEAMS

2009

Virginia 0, Akron 0

UVA won 3-2 on Penalty Kicks

December 13, 2009 • Cary, N.C.

Akron	0	0	0	0	—	0	(2)
Virginia	0	0	0	0	—	0	(3)

Shootout Summary

UVA. Tony Tchani (goal); Akron. Zarek Valentin (save); UVA. Ari Dimas (goal); Akron. Ben Zemanski (goal); UVA. Sean Hiller (goal); Akron. Kofi Sarkodie (post); UVA. Jonathan Villanueva (save); Akron. Scott Caldwell (goal); UVA. Greg Monaco (save); Akron. Blair Gavin (high)

Shots: Akron 12 (Bunbury 4, Speas 3, Sarkodie, Gavin, Ampaipitakwong, Zemanski, Korb), UVA 10 (Tchani 4, Bates 2, Ownby 2, Barry, Villanueva); **Saves:** Akron 3 (Meves 3), UVA 3 (Restrepo 3); **Corner Kicks:** Akron 6, UVA 4; **Fouls:** Akron 10, UVA 22; **Offsides:** Akron 2, UVA 1; **Attendance:** 5,679; **Records:** Akron 23-1-1, UVA 19-3-3

The 2009 NCAA title was the sixth for the Cavaliers in program history, having won the championship in 1989 and from 1991-94. The victory also gave the Virginia its 19th team National Championship in school history, the first since men's lacrosse in 2006.

Early in the game, the Cavaliers had a golden chance to take an early lead in the fifth minute, but Will Bates' point-blank header rattled off the post. In the 14th minute, Akron had its first scoring chance, but Diego Restrepo made a save on a shot by Anthony Ampaipitakwong. Virginia had another chance in the 27th minute as Tony Tchani headed a cross just over the bar. The Cavaliers had a 6-5 shot advantage over the first 45 minutes, but the teams remained scoreless at the half.

Akron (23-1-1) had the first scoring chance of the second half when Teal Bunbury headed a cross wide in the 54th minute. Later in the half, both teams had crosses go through the area, but neither side could get on the end of those passes and the game went to overtime scoreless.

In the overtime periods, neither side could find a game-winning goal, so the champion would be determined by a shootout. In round four with UVA leading 3-1, Jonathan Villanueva had a chance to clinch the title, but Akron keeper David Meves made a save and the Zips' Scott Caldwell converted the ensuing attempt to keep Akron alive.

Greg Monaco had Virginia's second attempt for a championship, but Meves once again made a save. Blair Gavin had the fifth attempt for Akron and needed to convert to force extra kicks, but his shot sailed over the bar to give Virginia the national championship.

Villanueva, who had two assists in the Cavaliers' semifinal win over Wake Forest was named the College Cup's Most Outstanding Offensive Player, while Restrepo, who posted his school record extending 16th shutout of the season in the final, was named the College Cup's Most Outstanding Defensive Player. Joining those players on the All-Tournament team were Brian Ownby, Mike Volk and Tchani.

2014

Virginia 0, UCLA 0

UVA won 4-2 on Penalty Kicks

December 14, 2014 • Cary, N.C.

Virginia	0	0	0	0	—	0	(4)
UCLA	0	0	0	0	—	0	(3)

Shootout Summary

UVA. Todd Wharton (goal); UCLA. Brian Iloski (goal); UVA. Scott Thomsen (save); UCLA. Gage Zerboni (crossbar); UVA. Sam Hayward (goal); UCLA. Willie Raygoza (crossbar); UVA. Patrick Foss (goal); UCLA. Larry Ndjock (goal); UVA. Riggs Lennon (goal)

Shots: UCLA 15 (Stolz 5, Danladi 3, Ndjock 2, Gasper 2, Tusaazemajja, Contreras, Simmons), UVA 9 (Bird 2, Thomsen 2, Wharton 2, Madison, Corriveau, Rozhansky); **Saves:** UCLA 3 (Edwards Jr. 3), UVA 3 (Brown 3); **Corner Kicks:** UCLA 7, UVA 5; **Fouls:** UCLA 19, UVA 16; **Offsides:** UCLA 1, UVA 0; **Attendance:** 8,015; **Records:** UCLA 14-5-5, UVA 14-6-3

Virginia earned its seventh NCAA championship following a penalty-kick shootout against UCLA in front of 8,015 fans at WakeMed Soccer Park in Cary, N.C. After the teams played 110 scoreless minutes, Virginia won the shootout, 4-2, to earn the program's seventh national championship.

Virginia was the No. 16 seed in the field, while UCLA (14-5-5) was seeded No. 2. The Cavaliers also ousted top-seeded Notre Dame (round of 16) and eighth-seeded Georgetown (quarterfinals) on the road on their road to the championship. UVA matches the second-lowest seed to ever win a championship since the NCAA started seeding 16 teams in 2003, joining No. 16 seed Indiana in 2012. Unseeded UC Santa Barbara won the title in 2006.

Virginia converted on four of its five penalty-kick opportunities in winning the title.

Patrick Foss converted his kick, but Larry Ndjock scored on the ensuing kick to pull the Bruins within 3-2. Riggs Lennon then went right down the middle to bury the Cavaliers' fifth attempt and clinch the championship.

The teams played through a scoreless first half that was devoid of many scoring opportunities, with each side putting one shot on target.

UCLA created a pair of quality scoring chances early in the second half. Ndjock was on the receiving end of both; his short shot from just outside the six was stopped by Brown, and minutes later his header to the near post sailed just wide. UVA absorbed the UCLA pressure throughout the match and particularly in the second half when the Cavaliers were out-shot, 10-3.

Virginia earned a free kick just outside the box in the 84th minute when Pablo Aguilar was tackled just prior to entering the box. Thomsen put the left-footed free kick on target, but it was stopped by Edwards Jr.

Following a set piece from 35 yards out in the 96th minute, UCLA's Abu Danladi had a point-blank shot from eight yards but Brown made a splendid save to keep the Cavaliers in it.





ACC TOURNAMENT HISTORY

16 ACC CHAMPIONSHIPS | 11 ACC TOURNAMENT TITLES

1969 | 1970 | 1983 | 1984 | 1986 | 1988 | 1991 | 1992 | 1993 | 1994 | 1995 | 1997 | 2003 | 2004 | 2009 | 2019

Year	Opponent	Score	Site	Rd	UVA Scorers
1987	North Carolina	L, 0-3	N1	SF	none
1988	N.C. State	T, 0-0 (2ot)	N2	SF	none ¹
	North Carolina	W, 2-1	N2	F	Fallon, Yorks
1989	Duke	L, 0-1	A	SF	none
1990	North Carolina	W, 3-0	N1	QF	Brannan, Crawley, Kelderman
	Wake Forest	T, 0-0 (2ot)	N1	SF	none ¹
	N.C. State	L, 1-2	N1	F	Crawley
1991	North Carolina	W, 1-0	A	SF	Bates
	Wake Forest	W, 3-1	N3	F	Reyna, Champ, Crawley
1992	North Carolina	W, 2-0	A	SF	Silvera, Friends
	Clemson	W, 4-2	N3	F	own goal, Bates, Imler, Friends
1993	Wake Forest	W, 4-0	N3	QF	Friends 2, Fisher, Wood
	Duke	W, 1-0	N3	SF	Bates
	Clemson	W, 2-1	N3	F	Reyna, Friends
1994	Wake Forest	W, 2-0	N2	QF	Friends, Wood
	Clemson	T, 2-2 (2ot)	A	SF	Friends, Silvera No.
	Duke	W, 1-0	N2	F	Fisher
1995	Duke	W, 4-1	A	SF	Feary, Shapowal, Walsh,
	Clemson	W, 1-0	N1	F	Walsh
1996	Duke	W, 3-2 (2ot)	H	SF	Walsh 2, Leonard
	Maryland	L, 0-2	H	F	none
1997	North Carolina	W, 4-0	N4	QF	Leonard, Olsen, West,
	Wake Forest	W, 2-1	N4	SF	Albright
	Maryland	W, 2-0	N4	F	Olsen 2
1998	N.C. State	W, 4-0 (ot)	N5	QF	Green, Albright, Trout, Bush
	Duke	L, 1-3 (ot)	N5	SF	Bush
1999	Maryland	W, 2-0	N5	QF	Trout, Barnes
	Wake Forest	W, 2-1	N5	SF	Trout 2
	Duke	L, 1-2 (3ot)	N5	F	Martino
2000	N.C. State	W, 1-0	N5	QF	own goal
	Duke	W, 3-0	N5	SF	Cole, Gibbs 2
	North Carolina	L, 0-1 (ot)	N5	F	none
2001	Wake Forest	W, 1-0 (ot)	N2	SF	Martino
	Clemson	L, 0-1	N2	F	none
2002	Duke	W, 4-1	N6	QF	Kelly, Gibbs, Eskandarian 2
	Wake Forest	W, 1-0	N6	SF	own goal
	Maryland	L, 0-3	N6	F	none
2003	Clemson	T, 0-0	N6	QF	none ²
	Wake Forest	W, 1-0	N6	SF	own goal
	Maryland	T, 1-1	N6	F	Hartman ³
2004	Duke	W, 3-1	N6	QF	Hartman, Freeman, Littlefield
	Wake Forest	W, 2-1	N6	SF	Cristman, Littlefield
	Maryland	W, 2-1	N6	F	Cristman, Barlow
2005	Clemson	L, 1-4	N6	QF	Reyering
2006	Clemson	W, 2-0	N7	QF	Reyering, Cristman
	Wake Forest	T, 0-0 (2ot)	N7	SF	none ⁴

Year	Opponent	Score	Site	Rd	UVA Scorers
2007	NC State	W, 4-1	N6	1st	Tierney 2, Villanueva, Mitchell
	Boston College	L, 0-1	N6	QF	none
2008	Duke	W, 4-2	N6	QF	Poole 2, Ownby 2
	Wake Forest	W, 3-2	N6	SF	Villanueva, Neinken, Poole
	Maryland	L, 0-1	N6	F	none
2009	Maryland	W, 1-0	N6	QF	Tchani
	Wake Forest	T, 0-0	N6	SF	none ⁵
	NC State	W, 1-0	N6	F	Bates
2010	Wake Forest	W, 1-0	N6	QF	Jumper
	Maryland	L, 0-2	N6	SF	none
2011	Wake Forest	W, 4-3 (2ot)	H	QF	Jumper, Ownby, Span 2
	North Carolina	L, 0-1 (ot)	N6	SF	none
2012	Wake Forest	T, 2-2 (2ot)	A	QF	Carroll, Bird
	North Carolina	T, 0-0 (2ot)	N7	SF	none ⁶
2013	Wake Forest	W, 1-0 (ot)	A	QF	Wharton
	Notre Dame	T, 3-3 (2ot)	N7	SF	Wharton, Salandy-Defour, Corriveau ⁷
	Maryland	L, 0-1	N7	F	none
2014	Virginia Tech	W, 1-0	H	1st	Wharton
	Notre Dame	L, 0-3	A	QF	none
2015	Notre Dame	L, 0-1	A	QF	none
2016	NC State	W, 1-0	H	1st	Aguilar
	Louisville	L, 0-1	A	QF	none
2017	Boston College	W, 4-0	H	1st	Own, Aguilar 2, Opoku
	Louisville	T, 0-0 (2ot)	A	QF	none ⁸
	Notre Dame	W, 2-1	H	SF	Afamefuna, Bell
	Wake Forest	T, 0-0 (2ot)	N8	F	none ⁹
2018	Pittsburgh	L, 0-2	H	1st	none
2019	Syracuse	W, 2-1	H	QF	Bell, Crofts
	Wake Forest	W, 1-0	H	SF	Crofts
	Clemson	W, 3-1	N6	F	Gunnarsson, Happi Kamseu, Afamefuna
2020	Wake Forest	W, 2-0	A	QF	Happi Kamseu 2

All-Time ACC Tournament Record: 46-19-12 (.675)

¹Virginia advanced with a 4-2 margin in the penalty kick shootout.
²Virginia advanced with a 3-1 margin in the penalty kick shootout.
³Virginia claimed the ACC title after nine rounds in the penalty kick shootout.
⁴Wake Forest advanced with a 4-3 margin in the penalty kick shootout.
⁵Virginia advanced with a 5-4 margin in the penalty kick shootout.
⁶UNC advanced with a 4-3 margin in the penalty kick shootout.
⁷Virginia advanced with a 4-3 margin in the penalty kick shootout.
⁸Virginia advanced with a 4-3 margin in the penalty kick shootout.
⁹Wake Forest claimed the ACC title after six rounds (4-3) in the penalty kick shootout.
 Key to neutral sites: N1—Durham, N.C.; N2—Clemson, S.C.; N3—Chapel Hill, N.C.; N4—Kissimmee, Fla.; N5—Winston-Salem, N.C.; N6—Cary, N.C.; N7—Germantown, Md.; N8—Charleston, S.C.



Ben Olsen
1997 ACC Tournament MVP



Jeremy Barlow
2004 ACC Tournament MVP



Diego Restrepo
2009 ACC Tournament MVP



Henry Kessler
2019 ACC Tournament MVP





NCAA TOURNAMENT HISTORY

7 NCAA CHAMPIONSHIPS

1989 1994
1991 2009
1992 2014
1993

NCAA CHAMPIONSHIPS

1. Saint Louis, 10
2. Indiana, 8
3. VIRGINIA, 7
4. UCLA, 4
San Francisco, 4
Maryland, 4

NCAA TOURNAMENT APPEARANCES

1. Saint Louis, 48
2. UCLA, 45
Indiana, 45
4. VIRGINIA, 41
5. Maryland, 38

NCAA COLLEGE CUP APPEARANCES

1. Indiana, 21
2. Saint Louis, 16
3. UCLA, 14
4. Maryland, 14
5. VIRGINIA, 13

NCAA COLLEGE CUP APPEARANCES

1983 1993 2006
1989 1994 2009
1991 1995 2013
1992 1997 2014
2019

Year	Seed	Opponent (seed)	Score	Site	Rd	UVA Scorers
1969	-	Maryland	L, 0-5	A	1st	none
1979	-	American	L, 0-1	H	2nd	none
1981	-	West Virginia	L, 1-2	H	2nd	Brillhart
1982	-	George Mason	L, 0-1	H	2nd	none
1983	-	William & Mary	W, 2-1	H	2nd	Gaffney, Gelnovatch
		San Francisco	W, 3-2	H	QF	Gaffney 2, Salladin
		Indiana	L, 1-3	A	SF	Gaffney
1984	-	American	W, 1-0 (2ot)	H	2nd	none *
		Clemson	L, 0-1	H	QF	none
1985	-	George Mason	L, 0-1	H	1st	none
1986	-	Loyola (Md.)	L, 0-1	H	1st	none
1987	-	George Mason	W, 2-0	H	1st	Del Carmen, Platenberg
		Loyola (Md.)	L, 0-1	A	2nd	none
1988	-	FDU	W, 1-0	H	2nd	Fallon
		Howard	L, 2-3 (2ot)	H	QF	Fallon, J. Agoos
1989	-	Phila. Textile	W, 4-1	H	2nd	Yorks 3, Kelderman
		South Carolina	W, 1-0 (2ot)	H	QF	Kelderman
		Rutgers	W, 3-0	A	SF	Maessner 2, Kunihiro
		Santa Clara	T, 1-1 (4ot)	N1	F	Fallon ~
1990	-	Richmond	W, 1-0	H	1st	Crawley
		North Carolina	W, 3-1	H	2nd	Kunihiro, Yorks, Kelderman
		N.C. State	L, 1-2 (2ot)	A	QF	J. Agoos %
1991	-	Hartford	W, 2-1 (4ot)	H	2nd	Reyna, Wood
		Yale	W, 2-0	H	QF	Crawley, Reyna
		Saint Louis	W, 3-2 (3ot)	N2	SF	Crawley 2, Wood
		Santa Clara	T, 0-0 (4ot)	N2	F	none \$
1992	-	Penn State	W, 4-1	H	2nd	Reyna 2, Bates, own goal
		Dartmouth	W, 3-0	H	QF	Wood 2, Brannan
		Duke	W, 3-0	N3	SF	Crawley, Wood, Bates
		San Diego	W, 2-0	N3	F	Friends, Imler
1993	-	William & Mary	W, 2-1	H	1st	Fisher, Reid
		Loyola (Md.)	W, 2-1	H	2nd	Wood, Reyna
		Wisconsin	W, 3-0	H	QF	Wood 2, Peay
		Princeton	W, 3-1	N3	SF	Friends 3
		South Carolina	W, 2-0	N3	F	Friends 2
1994	3	UNC Greensboro	W, 3-0	H	1st	Fitzmaurice, Nix, Fisher
		Maryland	W, 2-1	H	2nd	Wood, Friends
		James Madison	W, 4-1	H	QF	Wood 3, Friends
		Rutgers	W, 2-1	N3	SF	Silvera, Walsh
		Indiana (1)	W, 1-0	N3	F	Wood
1995	1	Rhode Island	W, 2-1	H	1st	Walsh, Fisher
		Hartwick	W, 4-0	H	2nd	Shapowal 2, Fisher 2
		Brown	W, 4-1	H	QF	Fisher 2, Feary, Walsh
		Duke	L, 2-3	N4	SF	Feary, Leonard
1996	-	George Mason	L, 0-1	H	1st	none
1997	2	Howard	W, 3-0	H	1st	Olsen, Albright, Leonard
		Georgetown	W, 5-1	H	2nd	Olsen 2, Leonard, Trout, O'Donnel
		American (7)	W, 2-1 (2ot)	H	QF	West, Albright
		Saint Louis	W, 3-1	N4	SF	Olsen 2, West
		UCLA (5)	L, 0-2	N4	F	none
1998	2	Rider	W, 3-0	H	1st	Trout, Barnes, Albright
		South Carolina	W, 1-0	H	2nd	Barnes
		Stanford	L, 0-3	H	QF	none
1999	6	Princeton	W, 2-1 (3ot)	H	1st	Martino, O'Donnell
		Brown	W, 3-1	H	2nd	Gibbs, Martino, Barnes
		UCLA	L, 0-2	H	QF	none

Year	Seed	Opponent (seed)	Score	Site	Rd	UVA Scorers
2000	5	Lehigh	W, 5-0	H	1st	Kelly 2, Eskandarian, Totten, Solomon
		St. John's	W, 2-1	H	2nd	Gibbs, Totten
		Creighton	L, 0-3	H	QF	none
2001	2	Seton Hall	L, 0-1	H	2nd	none
2002	6	William & Mary	L, 1-1 (2ot)	H	2nd	Eskandarian∞
2003	-	Seton Hall	W, 2-0	H	1st	Cristman, Holder
		Wake Forest (3)	W, 2-0	A	2nd	Cristman, Littlefield
		Creighton	L, 1-3	H	3rd	Cristman
2004	4	American	W, 2-1	H	2nd	Freeman, Hall
		New Mexico (13) +	T, 1-1	H	3rd	Barlow
		Duke	L, 0-3	H	QF	none
2005	13	USF ^	T, 4-4	H	2nd	Murphy 2, Vide, Reyerer
		North Carolina (4)	L, 1-2	A	3rd	Reyerer
2006	4	Bucknell	W, 4-0	H	2nd	Cristman, Colaluca, Holder, Villanueva
		California (13)	W, 2-1	H	3rd	Reyerer 2
		Notre Dame (12)	W, 3-2	H	QF	Cristman 2, Reyerer
		UCLA (8)	L, 0-4	N5	SF	none
2007	-	St. Peter's	W, 3-1	H	1st	Tierney, LaBaux, J. Barlow
		West Virginia (15)	L, 0-1	A	2nd	none
2008	10	Connecticut	L, 0-2	H	2nd	none
2009	2	Bucknell	W, 5-0	H	2nd	Bates 3, Jumper, Tchani
		Portland	W, 1-0	H	3rd	Dimas
		Maryland	W, 3-0	H	QF	Barlow, Bates, Evans
		Wake Forest (3)	W, 2-1 (ot)	N6	SF	Tchani, Ownby
		Akron (1)	W, 0-0 (2ot)	N6	F	none ()
2010	-	Old Dominion	L, 0-1	H	1st	none
2011	-	Delaware	L, 0-1 (2ot)	H	1st	none
2012	-	Lafayette	W, 1-0	H	1st	Bates
		New Mexico (13)	L, 1-3	A	2nd	Brown
2013	8	St. John's	W, 2-0	H	2nd	Zinkhan, Bird
		Marquette (9)	W, 3-1	H	3rd	Thomsen, Madison, Wharton
		Connecticut	W, 2-1	H	QF	Zinkhan, Allen
		Maryland (5)	L, 1-2	N7	SF	Wharton
2014	16	UNC Wilmington	W, 3-1	H	2nd	Hayward, Rozhansky, McCord
		Notre Dame (1)	W, 1-0	A	3rd	Corriveau
		Georgetown (8)	T, 1-1 (2ot)	A	QF	Wharton
		UMBC	W, 1-0	N6	SF	Madison
		UCLA (2)	W, 0-0 (2ot)	N6	F	none !
2015	-	Rider	W, 2-0	H	1st	Salandy-Defour, Rozhansky
		Maryland (10)	L, 0-1	A	2nd	none
2016	12	Vermont	W, 2-1 (2ot)	H	2nd	Foss, Aguilar
		Stanford (5)	L, 0-1 (2ot)	A	3rd	none
2017	11	Fordham	L, 0-1	H	2nd	none
2018	10	Furman	W, 2-0	H	2nd	Crofts 2
	10	Notre Dame (7)	L, 0-1 (ot)	A	3rd	none
2019	1	Campbell	W, 2-0	H	2nd	Patton, Crofts
		Saint John's (16)	W, 3-0	H	3rd	Ueland 2
		SMU (8)	W, 3-2 (ot)	H	QF	Gunnarsson, Bell 2
		Wake Forest (4)	W, 2-1	N6	SF	Dike 2
		Georgetown (3)	L, 3-3 (2ot)	N6	F	Bell, Steedman, Dike <

ALL-TIME NCAA TOURNAMENT RECORD

67-34-5 (H: 52-19-2; A: 3-10-1; N: 13-5-2)

Key to neutral sites: N1—New Brunswick, N.J.; N2—Tampa, Fla.; N3—Davidson, N.C.; N4—Richmond, Va.; N5—St. Louis, Mo.; N6—Cary, N.C.; N7—Chester, Pa.

* Game was a 0-0 draw, but Virginia was awarded a 1-0 victory after winning 4-2 in the penalty kick shootout.

~ Virginia and Santa Clara declared co-national champions.

% Game was a 1-1 draw, but N.C. State was awarded a 2-1 victory after winning 7-6 in the penalty kick shootout.

\$ UVA declared national champion after winning 3-1 in the penalty kick shootout.

∞ Game resulted in a loss for Virginia because in 2002, a draw in the NCAA Tournament resulted in a loss for the team that did not advance after penalty kicks.

+ UVA advanced to the quarterfinals after winning the penalty kick shootout, 6-5.

^ UVA advanced to the 3rd round after winning the penalty kick shootout, 7-6.

() Game was a 0-0 draw, but Virginia was awarded the victory after winning 3-2 in the penalty kick shootout.

! Game was a 0-0 draw, but Virginia was awarded the victory after winning 4-2 in the penalty kick shootout

< Georgetown declared national champion after winning 7-6 in the penalty kick shootout, officially a loss for Virginia per NCAA rule





SERIES HISTORY

ACC Opponent	W-L-T	Pct.	UVA	Opp	First Match	Last Match	Opponent	W-L-T	Pct.	UVA	Opp	First Match	Last Match
Boston College	7-5-3	.567	23	17	1995	2019	Hartwick	2-0-0	1.000	9	0	1995	2002
Clemson	29-25-6	.533	83	93	1968	2020	High Point	2-3-1	.417	7	18	1941	2019
Duke	42-39-10	.517	163	149	1946	2020	Hofstra	3-0-0	1.000	9	2	2008	2017
Louisville	3-4-1	.438	10	14	2013	2020	Howard	2-1-0	.667	7	3	1988	2009
North Carolina	36-41-10	.471	125	121	1946	2020	Illinois State	1-0-0	1.000	2	0	1988	1988
NC State	49-17-9	.713	176	88	1949	2019	Indiana	2-4-1	.357	6	9	1984	2000
Notre Dame	9-5-4	.611	24	18	1985	2020	Jacksonville	1-0-0	1.000	7	1	2000	2000
Pittsburgh	7-4-1	.625	22	14	1982	2020	James Madison	20-4-2	.808	51	17	1976	2019
Syracuse	4-1-1	.750	9	4	2013	2020	Johns Hopkins	1-1-0	.500	2	4	1941	1942
Virginia Tech	42-5-6	.849	148	40	1960	2020	Kentucky	1-0-0	1.000	3	2	2002	2002
Wake Forest	39-13-8	.717	101	93	1980	2020	Lafayette	1-0-0	1.000	1	0	2012	2012
Opponent	W-L-T	Pct.	UVA	Opp	First Match	Last Match	Lehigh	3-0-0	1.000	11	3	1998	2017
Adelphi	2-1-0	.667	3	0	1976	1998	Liberty	18-1-1	.925	51	15	1986	2011
Akron	2-2-0	.500	6	4	1980	2009	Long Island	2-1-0	.667	5	4	1983	2004
Alabama A&M	3-0-0	1.000	18	1	1982	2010	Longwood	6-0-1	.929	18	3	1984	2010
Alumni	2-0-0	1.000	9	1	1977	1978	Loyola (Md.)	3-4-0	.429	10	17	1941	1993
American	17-4-0	.809	48	19	1979	2015	Lynchburg	10-11-3	.479	38	40	1955	1982
Appalachian State	2-0-0	1.000	11	2	1986	1999	Manhattan	1-0-0	1.000	4	1	2004	2004
Army	1-0-0	1.000	4	0	1990	1990	Marist	1-0-0	1.000	2	0	2010	2010
Averett	1-0-0	1.000	3	0	1983	1983	Marquette	3-0-0	1.000	7	1	1981	2017
Baltimore	2-4-1	.357	7	12	1947	1980	Marshall	6-0-0	1.000	17	1	1996	2018
Boston University	1-1-0	.500	3	3	1987	1994	Maryland	30-42-10	.427	106	163	1941	2019
Bridgewater	0-2-0	.000	0	2	1942	1942	Mercer	2-0-0	1.000	6	1	2001	2007
Brown	2-1-0	.667	7	4	1993	1999	Monmouth	0-0-1	.000	2	2	2005	2005
Bucknell	2-0-0	1.000	9	0	2006	2009	Mount St. Mary's	8-0-0	1.000	24	1	1991	2012
Buffalo	1-0-0	1.000	5	1	1998	1998	Navy	4-10-0	.286	20	42	1941	2011
California	2-1-0	.667	4	5	1983	2012	Nevada-Las Vegas	1-1-1	.500	6	4	1986	1995
UCLA	3-7-1	.318	7	19	1984	2014	New Hampshire	1-0-0	1.000	1	0	2018	2018
UC Riverside	1-0-0	.000	2	0	2005	2005	New Mexico	0-1-1	.250	2	4	2004	2012
UC Santa Barbara	2-0-1	.833	3	0	1985	2006	Northeastern	1-0-0	1.000	4	1	2000	2000
Cal State Fullerton	1-0-2	.667	5	4	1996	1999	UNC Greensboro	4-1-0	.800	13	3	1984	2013
Campbell	3-0-0	1.000	8	2	2007	2019	UNC Wilmington	3-0-0	1.000	9	2	1983	2017
Catawba	1-0-0	1.000	6	0	1987	1987	Ohio State	3-0-0	1.000	6	1	1984	1999
Central Arkansas	1-0-0	1.000	1	0	2020	2020	Old Dominion	16-6-2	.708	58	23	1971	2014
Central Connecticut	2-0-0	1.000	8	0	1997	2008	Oneonta State	1-0-0	1.000	1	0	1987	1987
Charleston	1-0-0	1.000	6	0	1989	1989	Pacific	1-0-0	1.000	1	0	2019	2019
Charlotte	3-1-0	.750	6	2	1989	2015	Penn State	2-1-0	.750	10	5	1992	2002
Cherry Point Marines	0-0-1	.500	2	2	1952	1952	Pennsylvania	2-0-0	1.000	5	0	1989	1992
Cincinnati	2-0-0	1.000	2	0	2004	2011	Pfeiffer	0-1-0	.000	2	3	1977	1977
Coastal Carolina	2-0-0	1.000	5	3	1987	2016	Philadelphia Textile	1-0-0	1.000	4	1	1989	1989
Columbia	1-0-0	1.000	5	0	2007	2007	Portland	4-0-0	1.000	9	3	2009	2017
Connecticut	2-2-0	.500	7	8	1980	2013	Princeton	6-1-0	.857	14	4	1986	1999
Cornell	5-0-0	1.000	16	0	1979	2016	Providence	2-0-0	1.000	6	0	2000	2013
Creighton	1-2-1	.375	7	11	1991	2003	Radford	13-1-1	.900	49	8	1982	2019
Dartmouth	2-0-0	1.000	5	0	1992	1994	Randolph-Macon	11-7-2	.600	44	30	1958	1983
Davidson	9-3-0	.750	38	18	1941	2017	Rhode Island	2-0-0	1.000	4	2	1995	2002
Davis & Elkins	2-0-0	1.000	5	1	1980	1986	Richmond	15-1-1	.912	68	9	1976	2011
Delaware	0-1-0	.000	0	1	2011	2011	Rider	2-0-0	1.000	5	0	1998	2015
Denver	1-0-0	1.000	3	0	2018	2018	Roanoke	12-5-2	.684	50	20	1947	1971
Drexel	1-0-0	1.000	2	0	2012	2012	Robert Morris	1-0-0	1.000	3	0	1995	1995
East Carolina	1-0-0	1.000	2	0	2001	2001	Rollins	0-1-0	.000	2	3	1976	1976
Eastern Mennonite	1-3-0	.250	12	13	1966	1968	Rutgers	5-0-0	1.000	12	3	1986	1994
Elon	1-0-0	1.000	3	1	2000	2000	Saint Louis	4-2-2	.625	16	11	1987	2019
Fairfield	0-0-1	.500	2	2	2000	2000	Saint Peter's	1-0-0	1.000	3	1	2007	2007
Fairleigh Dickinson	3-0-1	.875	6	3	1984	1998	St. Francis (Pa.)	1-0-0	1.000	2	1	2006	2006
Florida Atlantic	1-0-0	1.000	4	2	2007	2007	St. Francis (N.Y.)	2-0-0	1.000	5	2	2004	2005
Florida International	2-0-1	.833	6	2	1993	2018	St. John's	7-1-0	.875	17	2	1994	2019
Fordham	0-1-0	.000	0	1	2017	2017	St. Mary's (Calif.)	1-0-0	1.000	3	2	1995	1995
Fort Bragg	1-0-0	1.000	3	1	1961	1961	St. Mary's (Md.)	1-0-0	1.000	3	1	1978	1978
Fort Lee	1-0-0	1.000	6	4	1960	1960	San Diego	2-0-0	1.000	3	0	1992	1998
Frostburg State	2-3-1	.417	10	17	1947	1956	San Francisco	3-1-0	.750	9	5	1983	1995
Furman	1-0-0	1.000	2	0	2018	2018	Santa Clara	0-0-2	.500	1	1	1989	1991
George Mason	20-8-3	.694	53	33	1972	2020	Seton Hall	4-2-0	.667	13	8	1992	2003
George Washington	5-0-0	1.000	21	2	1982	2019	South Carolina	3-1-1	.700	6	3	1989	2000
Georgetown	8-3-2	.692	42	16	1957	2019	South Florida	2-0-1	1.000	10	8	1985	2005
Gonzaga	0-1-0	.000	2	3	1999	1999	SMU	1-3-0	.250	5	10	1987	2019
Guilford	1-0-0	1.000	3	0	1979	1979	Stanford	1-2-0	.333	2	5	1989	2016
Hampden-Sydney	11-0-0	1.000	42	7	1970	1980	Tampa	1-0-0	1.000	1	0	1985	1985
Hartford	1-0-0	1.000	2	1	1991	1991	Temple	2-0-0	1.000	10	0	2001	2002
							Towson	5-4-1	.550	14	10	1941	1992





SERIES HISTORY

Opponent	W-L-T	Pct.	UVA	Opp	First Match	Last Match
Tulsa	1-1-1	.500	3	2	2007	2015
UAB	2-0-0	1.000	4	2	2010	2014
UMBC	5-0-0	1.000	12	3	1988	2014
Vermont	1-0-0	1.000	2	1	2016	2016
Villanova	1-0-0	1.000	3	2	2017	2017
VCU	25-2-1	.911	102	14	1948	2016
VMI	18-0-0	1.000	101	8	1957	1996
Virginia Wesleyan	2-0-1	.833	11	1	1972	1974
Washington	1-0-0	1.000	2	1	2009	2009
Washington College	0-0-1	.500	3	3	1953	1953
Washington & Lee	20-13-5	.592	97	57	1947	1981
West Virginia	5-3-0	.625	15	7	1980	2011
Western Michigan	1-0-0	1.000	1	0	2019	2019
William & Mary	15-8-4	.630	44	28	1968	2016
Wisconsin	2-0-0	1.000	7	2	1993	2011
Wright State	2-0-0	1.000	5	3	2012	2018
Xavier	0-0-2	.500	2	2	2012	2016
Yale	1-0-0	1.000	2	0	1991	1991
OVERALL	799-362-127	.670	2753	1545		

ACC RECORD: 201-146-53 (.569)

ALL GAMES vs. ACC SCHOOLS: 253-192-65 (.560)

ALL GAMES vs. IN-STATE: 276-80-36 (.750)

HISTORY BREAKDOWN: 76 seasons: 56 winning, 19 losing, 2 even.

* Includes games against Richmond Professional Institute prior to 1968.

Bold denotes 2021 regular-season opponent





HISTORY VS 2021 & ACC OPPONENTS

BOSTON COLLEGE (7-5-3)
H: 6-2-0 | A: 1-2-3 | N: 0-1-0 | ACC: 6-5-3
ACCT: 1-1

UNDER GELNOVATCH: 6-5-3
9/4/1995 H15 W, 3-2
9/24/2005 A W, 4-3
9/15/2006 H W, 3-2 (OT)
10/20/2007 H L, 1-2
11/14/2007 N# L, 0-1
10/17/2008 A L, 0-1
10/25/2009 H W, 2-0
10/22/2010 A T, 1-1 (2OT)
10/29/2011 H L, 1-2
10/26/2012 A T, 0-0 (2OT)
11/8/2013 H W, 1-0 (OT)
10/9/2015 A L, 1-2
10/6/2017 H W, 1-0
11/1/2017 H# W, 4-0
10/11/2019 A T, 1-1 (2OT)

CLEMSON (29-25-6)
H: 11-11-3 | A: 13-11-2 | N: 5-3-1 | ACC: 24-21-4
ACCT: 5-3-1 | NCAA: 0-1

UNDER GELNOVATCH: 13-11-3
10/22/1968 H T, 2-2 (OT)
10/5/1969 H W, 1-0 (OT)
11/1/1970 A W, 2-1
10/10/1971 H L, 1-5
10/29/1972 A L, 1-4
11/9/1973 H L, 0-5
10/13/1974 A L, 0-4
11/7/1975 H L, 0-2
11/5/1976 A L, 0-3
11/4/1977 H L, 0-2
11/3/1978 A L, 0-2
11/7/1979 H L, 0-2
11/9/1980 A L, 0-4
11/6/1981 H L, 0-2 (OT)
11/5/1982 A L, 0-1
11/4/1983 H W, 2-1 (OT)
11/2/1984 A W, 2-0
12/2/1984 H \$ L, 0-1
11/1/1985 H W, 2-0
11/2/1986 A W, 1-0
11/1/1987 H W, 1-0
10/30/1988 A W, 1-0
10/29/1989 H W, 4-2 (OT)
10/28/1990 A T, 1-1 (OT)
10/27/1991 H W, 2-1
10/11/1992 A W, 3-2 (OT)
11/8/1992 N25 # W, 4-2
10/10/1993 H L, 1-2
11/7/1993 N25 # W, 2-1
10/9/1994 A W, 6-4
11/11/1994 A T, 2-2 (OT)
10/15/1995 H W, 2-1 (OT)
11/12/1995 N20 # W, 1-0
10/20/1996 A W, 3-2 (OT)
10/19/1997 H T, 1-1 (OT)
10/18/1998 A L, 0-2
10/16/1999 H L, 1-2
10/15/2000 A W, 3-2
10/13/2001 H W, 2-0
11/18/2001 N22 # L, 0-1
10/13/2002 A L, 2-3 (OT)
10/11/2003 H W, 3-2
11/12/2003 N39 # T, 0-0 (OT)
10/17/2004 A W, 2-0
10/7/2005 A W, 1-0 (2OT)
11/9/2005 N39 # L, 1-4
9/30/2006 H W, 1-0
11/1/2006 N42 # W, 2-0
10/12/2007 A L, 1-2
10/10/2008 H W, 1-0
9/26/2009 H L, 0-1
9/25/2010 A W, 1-0
9/30/2011 A W, 2-0
9/28/2012 H L, 0-2
9/6/2013 A L, 0-2
10/17/2014 A L, 1-2
9/17/2016 H T, 3-3 (2OT)
10/12/2018 A W, 4-1

11/17/2019 N39 # W, 3-1
11/18/2020 N25 # L, 1-2
DENVER (1-0)
H: 1-0-0 | A: 0-0-0 | N: 0-0-0
UNDER GELNOVATCH: 1-0-0
10/8/2018 H W, 3-0

DUKE (42-39-10)
H: 20-18-3 | A: 15-18-7 | N: 7-3-0 | ACC: 33-27-8
ACCT: 8-3-0 | NCAA: 1-2-0
UNDER GELNOVATCH: 17-13-3

10/25/1946 A L, 0-6
11/13/1946 H T, 1-1
10/10/1947 A T, 3-3
11/13/1947 H L, 1-2
11/12/1948 H L, 1-3
9/30/1949 A L, 0-2
11/10/1950 H L, 2-3
10/9/1951 A L, 2-5
10/17/1952 H L, 0-4
11/18/1953 A W, 2-0
10/9/1954 H W, 4-0
10/28/1955 A L, 1-3
10/26/1956 H W, 2-0
10/18/1957 A W, 1-0
10/24/1958 H W, 7-3
11/13/1959 A W, 3-2
10/28/1960 H L, 0-4
11/6/1961 A L, 1-3
10/17/1962 H L, 1-4
11/6/1963 A W, 3-2
11/4/1964 H L, 0-2
10/22/1965 A W, 4-3
11/3/1966 H L, 1-3
10/20/1967 A L, 1-2
10/18/1968 H W, 8-2
10/17/1969 A W, 2-0
10/23/1970 H W, 2-1
10/22/1971 A L, 1-2
10/25/1972 H L, 0-1
10/16/1973 A W, 2-0
10/18/1974 H W, 2-0
10/17/1975 A L, 2-3
10/15/1976 H W, 3-1
10/25/1977 A W, 1-0
10/15/1978 H W, 4-2 (OT)
10/6/1979 A W, 2-1
11/1/1980 H T, 2-2 (OT)
10/31/1981 A L, 2-3
10/31/1982 H T, 2-2 (OT)
10/30/1983 A L, 0-1
10/27/1984 H W, 4-2
10/27/1985 A L, 0-1
10/26/1986 H W, 4-0
10/23/1987 A T, 0-0 (OT)
10/22/1988 H W, 1-0
10/21/1989 A T, 2-2 (OT)
11/3/1989 A # L, 0-1
10/21/1990 H L, 0-2 (OT)
10/20/1991 A W, 5-2 (OT)
10/25/1992 H L, 1-2
12/4/1992 N28 \$ W, 3-0
10/24/1993 A L, 0-1
11/5/1993 N25 # W, 1-0
10/23/1994 H L, 1-2 (OT)
11/13/1994 N22 # W, 1-0
10/22/1995 A T, 3-3 (OT)
11/10/1995 A # W, 4-1
12/8/1995 N29 \$ L, 2-3
10/26/1996 H W, 6-1
11/15/1996 H # W, 3-2 (2OT)
10/25/1997 A W, 2-0
10/25/1998 H W, 3-2
11/13/1998 N34 # L, 1-3 (OT)
10/24/1999 A L, 0-3
11/14/1999 N34 # L, 1-2 (3OT)
10/21/2000 H L, 2-3
11/10/2000 N34 # W, 3-0
10/20/2001 A W, 1-0 (OT)
10/20/2002 H W, 3-1
11/14/2002 N39 # W, 4-1

10/17/2003 A L, 1-3
10/23/2004 H W, 3-2 (OT)
11/10/2004 N39 # W, 3-1
12/4/2004 H \$ L, 0-3
10/16/2005 H W, 1-0
10/6/2006 A L, 1-2
10/26/2007 H L, 1-2 (2OT)
10/25/2008 A L, 0-1 (OT)
11/12/2008 N # W, 4-2
9/11/2009 H L, 0-1 (2OT)
9/11/2010 A T, 2-2 (2OT)
9/9/2011 A W, 1-0
9/7/2012 H W, 1-0
10/8/2013 A T, 0-0 (2OT)
10/11/2014 H W, 1-0
9/11/2015 A T, 2-2 (2OT)
10/28/2016 H W, 1-0
10/27/2017 A L, 0-1
10/5/2018 H L, 0-2
9/13/2019 A W, 3-1
3/28/2021 H L, 1-3

HIGH POINT (2-3-1)
H: 2-2-0 | A: 0-1-1 | N: 0-0-0
UNDER GELNOVATCH: 2-0-0

10/24/1941 A L, 0-9
11/4/1941 H L, 1-3
10/31/1942 A T, 3-3
10/27/1948 H L, 0-2
10/9/2012 H W, 2-1
9/7/2019 H W, 1-0

JAMES MADISON (20-4-2)
H: 11-2-2 | A: 9-1-0 | N: 0-1-0
UNDER GELNOVATCH: 6-0-1

11/15/1972 H L, 0-1
9/17/1976 N8 L, 2-5
10/18/1977 A W, 1-0
10/25/1978 H T, 1-1 (OT)
10/24/1979 A L, 1-2
10/4/1980 H L, 0-1
10/7/1981 A W, 4-0
9/29/1982 A W, 2-0
10/14/1983 A W, 2-1
10/17/1984 H W, 3-0
10/23/1985 A W, 4-0
10/7/1986 H W, 4-0
9/30/1987 A W, 1-0
9/29/1988 H W, 2-0
9/27/1989 A W, 2-1 (OT)
9/26/1990 H W, 2-0
9/25/1991 A W, 2-0
9/23/1992 H W, 3-0
12/4/1994 H \$ W, 4-1
10/4/2000 H W, 3-2 (2OT)
11/9/2001 H W, 2-1
10/12/2010 H T, 0-0 (2OT)
9/30/2014 H W, 2-1 (OT)
9/15/2015 H W, 2-0
9/5/2016 A W, 3-1
10/15/2019 H W, 1-0

LOUISVILLE (3-4-1)
H: 3-1-0 | A: 0-3-1 | N: 0-0-0 | ACC: 3-3-0
ACCT: 0-1-1

UNDER GELNOVATCH: 3-4-1
8/30/2013 H L, 1-2
10/2/2015 H W, 3-2
9/24/2016 A L, 1-6
11/6/2016 A # L, 0-1
11/5/2017 A # T, 0-0 (2OT)
10/4/2019 H W, 2-0
10/9/2020 H W, 2-1 (2OT)
4/2/2021 A L, 1-2

MARYLAND (30-42-10)
H: 15-17-4 | A: 10-20-4 | N: 5-5-2 | ACC: 23-30-9
ACCT: 4-5-1 | NCAA: 2-2-0

UNDER GELNOVATCH: 12-15-6
10/8/1941 A L, 0-12
10/25/1947 H L, 0-3
11/17/1948 A L, 0-5

10/14/1949 H L, 1-10
10/20/1950 A L, 1-3
11/19/1954 H L, 0-7
11/18/1955 A L, 0-3
11/13/1956 H L, 0-2
10/25/1957 A L, 0-2
10/28/1958 H L, 1-2
10/20/1959 A L, 1-5
10/7/1960 H L, 1-4 (OT)
10/6/1961 A L, 0-3
10/26/1962 H L, 2-3 (2OT)
10/23/1963 A L, 2-7
10/22/1964 H L, 0-2
11/5/1965 A L, 0-2
11/10/1966 H L, 1-5
10/9/1967 A L, 0-4
10/29/1968 H L, 0-5
10/28/1969 A T, 2-2
11/17/1969 A \$ L, 0-5
10/18/1970 H L, 2-3
10/13/1971 A W, 2-1
10/15/1972 H T, 1-1
10/5/1973 A L, 1-3
10/4/1974 H L, 0-1
10/25/1975 A L, 1-6
10/23/1976 H T, 2-2
10/22/1977 A L, 2-4
11/11/1978 H W, 3-1
9/15/1979 A W, 1-0
9/12/1980 H W, 2-1
9/12/1981 A W, 1-0
9/25/1982 H W, 2-1
9/25/1983 A W, 4-1
9/22/1984 H W, 8-1
9/22/1985 A W, 2-0
9/21/1986 H W, 1-0
9/20/1987 A W, 1-0
9/18/1988 H W, 2-1
9/17/1989 A W, 4-1
9/16/1990 H L, 0-1
9/15/1991 A W, 3-0
9/13/1992 H W, 5-1
9/12/1993 A W, 1-0
9/11/1994 H W, 4-2
11/27/1994 H \$ W, 2-1
9/10/1995 A T, 2-2 (OT)
9/15/1996 H T, 1-1 (OT)
11/17/1996 H # L, 0-2
9/13/1997 A T, 0-0 (OT)
11/16/1997 N31 # W, 2-0
9/12/1998 H W, 4-1
9/12/1999 A L, 0-1
11/11/1999 N34 # W, 2-0
11/3/2000 H W, 2-0
11/4/2001 A W, 3-0
11/1/2002 H W, 1-0
11/17/2002 N39 # L, 0-3
10/31/2003 A L, 0-1
11/16/2003 N39 # T, 1-1 (OT)
11/5/2004 H L, 1-2
11/14/2004 N39 # W, 2-1
10/19/2005 A L, 0-3
10/11/2006 H W, 3-0
11/3/2007 A L, 1-4
10/31/2008 H L, 1-2
11/16/2008 N39 # L, 0-1
10/31/2009 A T, 0-0 (2OT)
11/11/2009 N39 # W, 1-0
12/4/2009 H \$ W, 3-0
10/29/2010 H L, 0-2
11/12/2010 N39 # L, 0-2
10/7/2011 H W, 2-1
10/5/2012 A L, 0-1
10/11/2013 H T, 3-3 (2OT)
11/17/2013 N42 # L, 0-1
12/13/2013 N45 \$ L, 1-2
11/22/2015 A L, 0-1
9/3/2018 N47 T, 0-0 (2OT)
9/2/2019 N47 W, 2-0





HISTORY VS 2021 & ACC OPPONENTS

NC STATE (49-17-9)
H: 31-2-2 | A: 14-14-5 | N: 4-1-1 | ACC: 43-14-7
ACCT: 4-1-1 | NCAA: 0-1

UNDER GELNOVATCH: 19-4-3		
11/21/1949	A	L, 1-2
10/25/1950	H	W, 5-4
11/8/1951	A	T, 1-1 (OT)
11/7/1952	H	W, 3-1
11/6/1953	A	L, 1-2
11/8/1954	A	T, 1-1 (OT)
11/12/1955	H	W, 3-1
11/7/1956	A	W, 4-1
11/2/1957	H	W, 2-0
10/18/1958	A	L, 3-4
10/19/1959	H	W, 2-1
11/5/1960	A	W, 2-1
10/10/1961	H	W, 7-2
10/8/1962	A	W, 6-2
10/15/1963	H	W, 3-2
10/19/1964	A	L, 1-4
11/2/1965	H	W, 6-0
10/27/1966	A	L, 2-5
10/27/1967	H	L, 2-4
10/24/1968	A	L, 1-2
10/23/1969	H	W, 5-1
11/10/1971	H	T, 0-0 (OT)
11/11/1972	H	T, 1-1
10/14/1973	A	L, 1-3
11/8/1974	H	W, 4-0
11/2/1975	A	L, 1-2
10/30/1976	H	W, 3-0
10/30/1977	A	W, 1-0
10/29/1978	H	W, 1-0
10/27/1979	A	W, 2-1
10/25/1980	H	L, 1-3
10/24/1981	A	L, 0-3
10/24/1982	H	W, 2-1
10/22/1983	A	W, 2-1
10/14/1984	H	W, 1-0
10/12/1985	A	T, 2-2 (OT)
10/12/1986	H	W, 4-0
10/11/1987	A	W, 2-0
10/9/1988	H	W, 2-0
11/4/1988	N22 #	T, 0-0 (OT)
10/8/1989	A	W, 4-0
10/6/1990	H	W, 3-2 (OT)
11/3/1990	N20 #	L, 1-2
11/25/1990	A \$	L, 1-2 (OT)
10/5/1991	A	W, 4-3
10/4/1992	H	W, 3-2 (OT)
10/3/1993	A	W, 3-1
10/2/1994	H	W, 2-1
10/1/1995	A	W, 4-0
10/6/1996	H	W, 5-0
10/5/1997	A	L, 1-2 (OT)
10/3/1998	H	W, 4-0
11/12/1998	N34 #	W, 4-0 (OT)
10/3/1999	A	L, 1-2
10/1/2000	H	W, 6-1
11/9/2000	N34 #	W, 1-0
9/30/2001	A	W, 2-0
9/28/2002	H	W, 4-0
9/28/2003	A	L, 0-1
10/2/2004	H	W, 2-1
9/17/2005	H	W, 2-0
9/9/2006	A	W, 2-1
9/22/2007	A	T, 2-2 (2OT)
11/13/2007	N39 #	W, 4-1
9/19/2008	H	W, 5-0
11/7/2009	H	W, 1-0
11/15/2009	N39 #	W, 1-0
11/6/2010	A	L, 0-2
11/3/2011	H	W, 4-1
11/1/2012	A	W, 2-1 (2OT)
9/20/2013	H	T, 3-3 (2OT)
9/18/2015	H	W, 1-0
11/2/2016	H #	W, 1-0
10/13/2017	A	T, 0-0 (2OT)
9/20/2019	H	W, 2-0

NORTH CAROLINA (36-41-10)
H: 18-15-5 | A: 15-23-4 | N: 3-3-1 | ACC: 29-29-9
ACCT: 5-3-1 | NCAA: 1-1-0

UNDER GELNOVATCH: 12-13-4		
10/19/1946	A	L, 0-3
11/8/1946	H	W, 3-1
10/31/1947	H	L, 0-1
11/21/1947	A	L, 0-2
10/22/1948	A	L, 0-3
10/28/1949	H	L, 0-1
10/27/1950	A	L, 1-2
10/25/1951	H	L, 1-2 (OT)
10/22/1952	A	L, 2-3
10/23/1953	H	L, 2-3
11/9/1954	A	T, 1-1 (2OT)
10/17/1955	H	T, 1-1 (2OT)
11/8/1956	A	W, 2-0
11/13/1957	H	T, 4-4 (OT)
10/17/1958	A	L, 2-3
10/16/1959	H	L, 2-3
10/14/1960	A	L, 0-3
11/9/1961	H	L, 1-2
10/22/1962	A	L, 1-2
10/29/1963	H	T, 2-2 (OT)
10/29/1964	A	L, 1-2
10/27/1965	H	L, 0-1
10/28/1966	A	L, 0-4
10/31/1967	H	L, 2-3
10/25/1968	A	L, 0-3
10/24/1969	H	W, 1-0
10/13/1970	A	W, 1-0
10/18/1971	H	L, 0-1
10/3/1972	A	W, 2-0
10/22/1973	H	L, 0-1
10/15/1974	A	W, 2-0
10/21/1975	A	L, 2-4
10/12/1976	A	L, 1-2
10/11/1977	H	L, 0-1
9/30/1978	A	L, 0-1
10/17/1979	H	T, 1-1 (OT)
10/15/1980	A	L, 0-2
9/27/1981	H	W, 3-2 (OT)
10/3/1982	A	T, 0-0 (OT)
10/2/1983	H	W, 2-0
9/30/1984	A	W, 3-2
9/29/1985	H	W, 3-1
9/28/1986	A	W, 4-1
9/27/1987	H	W, 2-0
11/6/1987	N20 #	L, 0-3
10/2/1988	A	W, 2-0
11/6/1988	N22 #	W, 2-1
10/1/1989	H	W, 3-0
9/30/1990	A	W, 2-0
11/1/1990	N20 #	W, 3-0
11/18/1990	H \$	W, 3-1
9/29/1991	H	W, 1-0
11/8/1991	A #	W, 1-0
9/27/1992	A	W, 6-3
11/6/1992	A #	W, 2-0
9/26/1993	H	W, 3-2
9/25/1994	A	L, 1-5
9/24/1995	H	W, 7-1
9/29/1996	A	T, 3-3 (OT)
9/28/1997	H	W, 2-1 (OT)
11/13/1997	N31 #	W, 4-0
9/27/1998	A	W, 2-0
9/25/1999	H	W, 2-1
9/24/2000	A	W, 3-1
11/12/2000	N34 #	L, 0-1 (OT)
9/22/2001	H	W, 2-0
9/21/2002	A	L, 1-2
9/21/2003	H	W, 1-0
9/26/2004	A	L, 1-2
10/1/2005	H	W, 2-0
11/27/2005	A \$	L, 1-2
9/22/2006	A	L, 1-2
10/6/2007	H	W, 2-1
10/3/2008	A	W, 1-0
10/2/2009	A	L, 0-1 (2OT)
10/1/2010	H	L, 0-1
9/23/2011	H	L, 0-3
11/11/2011	N39 #	L, 0-1 (OT)

9/21/2012	A	L, 0-1
11/9/2012	N42 #	T, 0-0 (2OT)
11/1/2013	H	L, 0-1
11/1/2014	A	T, 1-1 (2OT)
10/30/2015	H	T, 0-0 (2OT)
10/7/2016	A	W, 2-1
9/22/2017	H	L, 1-2 (OT)
11/1/2019	H	W, 2-1 (OT)
3/13/2021	A	L, 0-2

NOTRE DAME (9-5-4)
H: 5-0-2 | A: 3-5-1 | N: 1-0-1 | ACC: 4-2-3
ACCT: 1-2-1 | NCAA: 2-1-0

UNDER GELNOVATCH: 7-5-4		
9/1/1985	H	W, 3-0
9/3/1989	N14	W, 3-0
11/24/2006	H \$	W, 3-2
10/26/2013	A	W, 2-0
11/15/2013	N42 #	T, 3-3 (2OT)
9/21/2014	H	T, 1-1 (2OT)
11/9/2014	A #	L, 0-3
11/30/2014	A \$	W, 1-0
9/25/2015	A	L, 1-3
11/8/2015	A #	L, 0-1
10/14/2016	H	W, 1-0
9/29/2017	A	T, 1-1 (2OT)
11/8/2017	H #	W, 2-1
10/23/2018	H	T, 0-0 (2OT)
11/25/2018	A \$	L, 0-1 (OT)
9/28/2019	A	W, 1-0
10/24/2020	A	L, 1-2 (2OT)
3/7/2021	H	W, 1-0 (OT)

PITTSBURGH (7-4-1)
H: 5-3-0 | A: 2-1-1 | N: 0-0-0 | ACC: 5-3-1
ACCT: 0-1-0 | NCAA: 0-0-0

UNDER GELNOVATCH: 6-4-1		
9/5/1982	H	W, 3-0
11/5/2002	H	W, 2-0
10/4/2013	H	W, 5-0
10/4/2014	A	W, 3-0
10/16/2015	H	W, 3-1
10/21/2016	A	T, 0-0 (2OT)
10/20/2017	H	W, 2-1 (2OT)
9/28/2018	A	W, 2-0
10/31/2018	H #	L, 0-2
10/18/2019	H	L, 0-2
10/18/2020	H	L, 2-3 (OT)
4/8/2021	A	L, 0-5

SYRACUSE (4-1-1)
H: 2-0-1 | A: 2-1-0 | N: 0-0-0
ACCT: 1-0-0 | NCAA: 0-0-0

UNDER GELNOVATCH: 4-1-1		
9/28/2013	A	W, 2-0
9/27/2014	A	L, 0-1
9/8/2017	H	T, 2-2 (2OT)
9/21/2018	A	W, 2-0
11/1/2019	H #	W, 2-1
10/30/2020	H	W, 1-0

UNC GREENSBORO (4-1-0)
H: 4-0-0 | A: 0-1-0 | N: 0-0-0
NCAA: 1-0-0

UNDER GELNOVATCH: 4-1-1		
9/4/1984	H	W, 1-0 (OT)
11/20/1994	H \$	W, 3-0
10/30/2001	H	W, 7-1
10/28/2003	A	L, 0-1
10/29/2013	H	W, 2-1 (OT)

UNCW
H: 3-0-0 | A: 0-0-0 | N: 0-0-0
NCAA: 1-0-0

UNDER GELNOVATCH: 2-0-0		
9/1/1983	H	W, 4-0
11/23/2014	H	W, 3-1
9/4/2017	H	W, 2-1 (OT)

VCU (25-2-1)
H: 15-1-1 | A: 9-1-0 | N: 1-0-0
UNDER GELNOVATCH: 13-2-0

11/22/1948	A	W, 6-0
10/10/1949	A	W, 9-0
10/22/1949	H	W, 3-1
11/2/1950	H	W, 7-0
11/20/1950	A	W, 3-1
9/17/1981	H	T, 1-1 (OT)
9/15/1982	H	W, 8-0
9/21/1983	A	W, 5-0
9/19/1984	H	W, 8-1
9/14/1988	H	W, 2-0
9/13/1989	A	W, 10-0
9/12/1990	H	W, 8-0
10/19/1994	H	W, 6-0
11/2/1996	H	W, 2-0
9/24/1997	H	W, 2-1
10/31/1998	H	W, 3-2
10/9/1999	A	W, 2-0
9/20/2000	H	W, 1-0 (OT)
10/6/2001	A	W, 1-0
9/6/2002	N37	W, 4-1
11/7/2003	H	L, 1-2
9/13/2008	A	L, 1-3
9/29/2009	H	W, 1-0 (2OT)
9/25/2012	A	W, 1-0 (2OT)
10/1/2013	H	W, 2-1 (2OT)
9/15/2014	H	W, 1-0
9/21/2015	A	W, 1-0
9/14/2016	H	W, 3-0





HISTORY VS 2021 & ACC OPPONENTS

VIRGINIA TECH (42-4-6)

H: 21-2-3 | A: 19-2-3 | N: 2-0-0 | ACC: 11-2-6
ACCT: 1-0-0 | NCAA: 0-0-0

UNDER GELNOVATCH: 15-2-6

11/18/1960	N2	W, 2-1
10/13/1961	H	W, 9-0
11/17/1961	N3 @	W, 7-4
9/20/1964	A	W, 5-0
10/5/1965	H	L, 0-2
10/4/1966	A	L, 0-1
10/2/1967	H	W, 2-1
10/2/1968	A	W, 2-1
10/30/1969	H	W, 2-0
10/26/1970	A	W, 3-2
10/30/1971	H	W, 4-1
10/12/1975	H	W, 2-1
10/8/1977	A	W, 3-0
10/21/1978	H	W, 1-0
10/30/1979	A	W, 3-1
10/21/1980	H	W, 3-0
10/16/1981	A	W, 4-0
10/15/1982	H	W, 2-1
10/19/1983	A	W, 6-0
10/10/1984	H	W, 7-0
10/9/1985	A	W, 3-0
11/5/1986	H	W, 5-0
10/25/1989	H	W, 3-1 (OT)
10/24/1990	A	W, 4-0
9/18/1991	H	W, 3-1
9/16/1992	A	W, 3-0
9/15/1993	H	W, 6-1
9/14/1994	A	W, 8-2
9/13/1995	H	W, 7-1
9/18/1996	A	W, 3-0
9/17/1997	H	W, 3-1
9/16/1998	A	W, 3-0
9/22/1999	H	W, 2-1
10/30/2004	A	L, 1-2
10/29/2005	H	L, 1-2 (OT)
10/20/2006	A	W, 3-1
9/28/2007	H	T, 1-1 (20T)
9/26/2008	A	W, 2-1
10/17/2009	A	W, 3-1
10/15/2010	H	W, 2-1 (OT)
10/21/2011	A	T, 0-0 (20T)
10/19/2012	H	W, 3-2 (OT)
10/18/2013	A	T, 1-1 (20T)
9/12/2014	H	W, 1-0
11/5/2014	H #	W, 1-0
10/23/2015	A	W, 1-0
9/30/2016	H	T, 0-0 (20T)
9/15/2017	A	W, 2-1
9/7/2018	H	T, 1-1 (20T)
10/25/2019	A	W, 2-0
10/14/2020	A	T, 1-1 (20T)
3/19/2021	H	W, 2-0

WAKE FOREST (39-13-8)

H: 11-8-1 | A: 14-5-3 | N: 14-0-4 | ACC: 21-13-3
ACCT: 16-0-5 | NCAA: 3-0-0

UNDER GELNOVATCH: 23-11-6

9/21/1980	A	W, 3-1
9/20/1981	H	L, 1-2
9/19/1982	A	W, 2-0
9/18/1983	H	W, 3-1
9/16/1984	A	W, 2-0
9/15/1985	H	W, 2-0
9/14/1986	A	W, 3-1
9/4/1987	H15	W, 3-0
9/25/1988	A	T, 0-0 (OT)
9/24/1989	H	W, 1-0
9/23/1990	A	W, 1-0
11/2/1990	N20 #	T, 0-0 (OT)
9/22/1991	H	L, 0-2
11/10/1991	N25 #	W, 3-1
9/20/1992	A	W, 3-2 (OT)
9/19/1993	H	W, 1-0
11/4/1993	N25 #	W, 4-0
9/18/1994	A	W, 3-2
11/10/1994	N22 #	W, 2-0
9/17/1995	H	W, 4-1
9/22/1996	A	W, 2-0
9/21/1997	H	W, 3-1
11/14/1997	N31 #	W, 2-1
9/19/1998	A	T, 2-2 (OT)
9/19/1999	H	T, 1-1 (OT)
11/12/1999	N34 #	W, 2-1
9/16/2000	A	W, 2-0
9/17/2001	H	W, 1-0
11/16/2001	N22 #	W, 1-0 (OT)
9/14/2002	A	L, 1-2
11/15/2002	N39 #	W, 1-0
9/13/2003	H	W, 2-1
11/14/2003	N39 #	W, 1-0
11/26/2003	A \$	W, 2-0
9/17/2004	A	W, 2-1
11/12/2004	N39 #	W, 2-1
11/4/2005	A	W, 2-1 (OT)
10/27/2006	H	L, 1-2
11/3/2006	N42 #	T, 1-1 (30T)
11/9/2007	A	L, 1-3
11/7/2008	H	L, 0-2
11/14/2008	N39 #	W, 3-2
9/18/2009	A	W, 1-0
11/13/2009	N39 #	T, 0-0 (20T)
12/11/2009	N39 \$	W, 2-1 (OT)
9/18/2010	H	L, 0-1
11/10/2010	N39 #	W, 1-0
10/14/2011	A	L, 3-4
11/8/2011	H #	W, 4-3 (20T)
10/12/2012	H	L, 1-4
11/6/2012	A #	T, 2-2 (20T)
9/13/2013	A	L, 2-3
11/12/2013	A #	W, 1-0 (OT)
10/24/2014	H	L, 1-2
9/10/2016	A	L, 0-1 (OT)
11/12/2017	N46 #	T, 0-0 (OT)
10/23/2018	H	L, 2-3
11/13/2019	H #	W, 1-0
11/17/2019	N39 \$	W, 2-1
11/15/2020	N25 #	W, 2-0

WESTERN MICHIGAN (1-0-0)

H: 1-0-0 | A: 0-0-0 | N: 0-0-0 | NCAA: 0-0-0

UNDER GELNOVATCH: 1-0-0

9/23/2019	H	W, 1-0 (OT)
-----------	---	-------------

Legend

- 1 — at Salem, Va.
- 2 — at Lynchburg Tournament, Lynchburg, Va.
- 3 — at Lynchburg, Va.
- 4 — at Roanoke, Va.
- 5 — at Lexington, Va.
- 6 — at Harrisonburg, Va.
- 7 — at Loyola Tournament, Towson, Md.
- 8 — at UMBC Tournament, Catonsville, Md.
- 9 — at William & Mary Classic, Williamsburg, Va.
- 10 — at Old Dominion Classic, Norfolk, Va.
- 11 — at Akron Tournament, Akron, Ohio
- 12 — at Fairfax, Va.
- 13 — at USF Tournament, San Francisco, Calif.
- 14 — at adidas/Met Life Classic, Bloomington, Ind.
- 15 — Coca-Cola Classic, Charlottesville, Va.
- 16 — at McDonald's Classic, Tampa, Fla.
- 17 — at Met Life Classic, New Brunswick, N.J.
- 18 — at Mayor's Cup XII, Oneonta, N.Y.
- 19 — at SMU Soccer Classic, Dallas, Texas
- 20 — at Durham, N.C.
- 21 — at adidas Ethel M Classic, Las Vegas, Nev.
- 22 — at Clemson, S.C.
- 23 — at Pacific West Classic, Stanford, Calif.
- 24 — at New Brunswick, N.J.
- 25 — at Chapel Hill, N.C.
- 26 — at Tampa, Fla.
- 27 — Lanzer/Sheraton Classic, Charlottesville, Va.
- 28 — at Davidson, N.C.
- 29 — at Richmond, Va.
- 30 — adidas Invitational, Charlottesville, Va.
- 31 — at Kissimmee, Fla.
- 32 — at Fila Invitational, Fullerton, Calif.
- 33 — at Virginia Beach, Va.
- 34 — at Winston-Salem, N.C.
- 35 — at Pacific Soccer Classic, Westwood, Calif.
- 36 — Virginia Soccer Classic, Charlottesville, Va.
- 37 — Fila/Maryland Classic, College Park, Md.
- 38 — at Christopher Newport, Newport News, Va.
- 39 — at Cary, N.C. at SAS Soccer Stadium.
- 40 — Saint Louis Nike Classic, Saint Louis, Mo.
- 41 — UCSB Adidas Classic, Santa Barbara, Calif.
- 42 — Germantown, Md.
- 43 — College Cup, St. Louis, Mo.
- 44 — Hilton Garden Hokie Invitational, Blacksburg, Va.
- 45 — College Cup, Chester, Pa.
- 46 — Charleston, S.C.
- 47 — Audi Field, Washington, D.C.

signifies ACC Tournament matchup
 \$ signifies NCAA Tournament matchup
 @ signifies Virginia State Tournament





ALL-TIME RESULTS

1941 (0-9)

Sept. 27	Towson State	A	L, 1-3
Oct. 4	Navy	A	L, 0-11
Oct. 8	Maryland	A	L, 0-12
Oct. 18	Loyola, Md.	H	L, 3-7
Oct. 24	High Point	A	L, 0-9
Oct. 25	Davidson	A	L, 4-6
Oct. 31	Davidson	H	L, 1-3
Nov. 4	High Point	H	L, 1-3
Nov. 7	Johns Hopkins	A	L, 0-3

1942 (4-2-1)

Oct. 17	Davidson	H	W, 5-1
Oct. 23	Bridgewater	A	L, 0-1
Oct. 30	Davidson	A	W, 2-0
Oct. 31	High Point	A	T, 3-3
Nov. 7	Loyola, Md.	A	W, 3-2
Nov. 13	Bridgewater	H	L, 0-1
Nov. 20	Johns Hopkins	A	W, 2-1 (ot)

1946 (1-3-1)

Oct. 19	North Carolina	A	L, 0-3
Oct. 25	Duke	A	L, 0-6
Nov. 1	Loyola, Md.	A	L, 0-4
Nov. 8	North Carolina	H	W, 3-1
Nov. 13	Duke	H	T, 1-1

1947 (2-7-2)

Oct. 10	Duke	A	T, 3-3
Oct. 17	Roanoke	N1	W, 5-1
Oct. 23	Washington & Lee	H	T, 1-1 (2ot)
Oct. 25	Maryland	H	L, 0-3
Oct. 31	North Carolina	H	L, 0-1
Nov. 5	Washington & Lee	A	L, 0-2
Nov. 8	Frostburg Teachers	H	L, 2-3
Nov. 13	Duke	H	L, 1-2
Nov. 17	Baltimore	A	L, 0-2
Nov. 21	North Carolina	A	L, 0-2
Nov. 26	Loyola, Md.	H	W, 2-1

1948 (3-7-1)

Oct. 1	Washington & Lee	H	L, 0-1
Oct. 8	Roanoke	A	W, 4-1
Oct. 11	Washington & Lee	A	L, 1-2
Oct. 16	Baltimore	H	T, 0-0 (2ot)
Oct. 22	North Carolina	A	L, 0-3
Oct. 27	High Point	H	L, 0-2
Nov. 8	Frostburg Teachers	A	L, 0-5
Nov. 10	Roanoke	H	W, 1-0
Nov. 12	Duke	H	L, 1-3
Nov. 17	Maryland	A	L, 0-5
Nov. 22	Richmond Profes. Inst.	A	W, 6-0

1949 (5-5)

Sept. 30	Duke	A	L, 0-2
Oct. 6	Washington & Lee	H	W, 3-1
Oct. 10	Richmond Profes. Inst.	A	W, 9-0
Oct. 14	Maryland	H	L, 1-10
Oct. 22	Richmond Profes. Inst.	H	W, 3-1
Oct. 24	Roanoke	A	L, 0-1
Oct. 28	North Carolina	H	L, 0-1
Nov. 3	Washington & Lee	A	W, 1-0
Nov. 12	Frostburg Teachers	H	W, 1-0
Nov. 21	N.C. State	A	L, 1-2

1950 (4-5-1)

Oct. 6	Frostburg Teachers	H	L, 1-6
Oct. 9	Roanoke	H	W, 3-0
Oct. 12	Washington & Lee	H	T, 1-1
Oct. 20	Maryland	A	L, 1-3
Oct. 25	N.C. State	H	W, 5-4
Oct. 27	North Carolina	A	L, 1-2
Nov. 2	Richmond Profes. Inst.	H	W, 7-0
Nov. 10	Duke	H	L, 2-3
Nov. 15	Washington & Lee	A	L, 2-3
Nov. 20	Richmond Profes. Inst.	A	W, 3-1

1951 (1-5-2)

Oct. 9	Duke	A	L, 2-5
Oct. 12	Roanoke	A	W, 8-3
Oct. 18	Washington & Lee	A	L, 1-2
Oct. 25	North Carolina	H	L, 1-2 (ot)
Nov. 1	Towson State	A	L, 0-2
Nov. 3	Frostburg Teachers	H	T, 2-2
Nov. 8	N.C. State	A	T, 1-1 (2ot)
Nov. 15	Washington & Lee	H	L, 1-4

1952 (5-2-2)

Oct. 3	Roanoke	A	W, 7-0
Oct. 7	Washington & Lee	H	W, 2-0
Oct. 17	Duke	H	L, 0-4
Oct. 22	North Carolina	A	L, 2-3
Oct. 25	Towson State	H	T, 0-0
Oct. 29	Roanoke	A	W, 2-1 (ot)
Nov. 7	N.C. State	H	W, 3-1
Nov. 14	Washington & Lee	A	W, 5-3
Nov. 19	Cherry Point Marines	H	T, 2-2

1953 (4-4-1)

Oct. 2	Roanoke	H	L, 0-1
Oct. 9	Washington College	H	T, 3-3 (2ot)
Oct. 15	Washington & Lee	A	W, 5-0
Oct. 23	North Carolina	H	L, 2-3
Oct. 27	Roanoke	H	L, 1-2
Oct. 29	Towson State	A	W, 2-1
Nov. 6	N.C. State	A	L, 1-2
Nov. 11	Washington & Lee	H	W, 6-1
Nov. 18	Duke	A	W, 2-0

1954 (2-4-2, 1-1-2 ACC)

Oct. 1	Roanoke	H	W, 2-0
Oct. 9	Duke	H	W, 4-0
Oct. 13	Towson State	H	L, 2-3
Oct. 25	Washington & Lee	A	L, 1-3
Nov. 8	N.C. State	A	T, 1-1 (2ot)
Nov. 9	North Carolina	A	T, 1-1 (2ot)
Nov. 12	Washington & Lee	H	L, 1-4
Nov. 19	Maryland	H	L, 0-7

1955 (3-5-2, 1-2-1 ACC)

Sept. 28	Lynchburg	H	W, 3-1
Oct. 4	Roanoke	A	W, 2-0
Oct. 17	North Carolina	H	T, 1-1 (2ot)
Oct. 25	Washington & Lee	H	T, 3-3 (2ot)
Oct. 28	Duke	A	L, 1-3
Nov. 4	Baltimore	A	L, 0-3
Nov. 9	Towson State	A	L, 0-1
Nov. 12	N.C. State	H	W, 3-1
Nov. 18	Maryland	A	L, 0-3
Nov. 22	Washington & Lee	A	L, 1-2

1956 (6-3, 3-1 ACC)

Oct. 2	Lynchburg	A	W, 7-1
Oct. 9	Washington & Lee	A	W, 4-1
Oct. 20	Navy	H	L, 1-3
Oct. 26	Duke	H	W, 2-0
Oct. 30	Frostburg Teachers	H	W, 4-1
Nov. 2	Baltimore	A	L, 3-4
Nov. 7	N.C. State	A	W, 4-1
Nov. 8	North Carolina	A	W, 2-0
Nov. 13	Maryland	H	L, 0-2

1957 (5-2-1, 2-1-1 ACC)

Oct. 1	Lynchburg	H	L, 1-3
Oct. 9	VMI	H	W, 8-2
Oct. 18	Duke	A	W, 1-0
Oct. 25	Maryland	A	L, 0-2
Nov. 2	N.C. State	H	W, 2-0
Nov. 9	Georgetown	H	W, 3-0
Nov. 13	North Carolina	H	T, 4-4 (ot)
Nov. 18	Washington & Lee	H	W, 2-0

1958 (5-4, 1-3 ACC)

Oct. 1	Lynchburg	A	L, 3-4 (ot)
Oct. 10	VMI	H	W, 5-4
Oct. 14	Randolph-Macon	H	W, 8-1
Oct. 17	North Carolina	A	L, 2-3
Oct. 18	N.C. State	A	L, 3-4
Oct. 24	Duke	H	W, 7-3
Oct. 28	Maryland	H	L, 1-2
Oct. 31	Georgetown	H	W, 5-2
Nov. 13	Washington & Lee	A	W, 2-0

1959 (3-4-2, 2-2 ACC)

Oct. 2	Lynchburg	H	L, 2-4
Oct. 16	North Carolina	H	L, 2-3
Oct. 19	N.C. State	H	W, 2-1
Oct. 21	Navy	A	L, 1-2 (ot)
Oct. 30	Maryland	A	L, 1-5
Oct. 31	Georgetown	A	T, 1-1 (2ot)
Nov. 6	VMI	H	W, 4-0
Nov. 13	Duke	A	W, 3-2
Nov. 17	Washington & Lee	H	T, 0-0 (ot)

1960 (3-7, 1-3 ACC)

Oct. 1	Lynchburg	A	L, 1-2
Oct. 7	Maryland	H	L, 1-4 (ot)
Oct. 14	North Carolina	A	L, 0-3
Oct. 20	Fort Lee	A	W, 6-4
Oct. 28	Duke	H	L, 0-4
Nov. 5	N.C. State	A	W, 2-1
Nov. 9	Washington & Lee	A	L, 0-4
Nov. 11	Georgetown	H	L, 1-2
Nov. 18	Virginia Tech	N2	W, 2-1
Nov. 19	Lynchburg	A2	L, 0-4

1961 (9-3, 1-3 ACC)

Oct. 3	Lynchburg	H	W, 3-0
Oct. 6	Maryland	A	L, 0-3
Oct. 10	N.C. State	H	W, 7-2
Oct. 13	Virginia Tech	H	W, 9-0
Oct. 20	Georgetown	A	W, 7-2
Oct. 28	Fort Bragg	H	W, 3-1
Nov. 6	Duke	A	L, 1-3
Nov. 9	North Carolina	H	L, 1-2
Nov. 10	Randolph-Macon	A	W, 3-0
Nov. 14	Washington & Lee	H	W, 5-4
Nov. 17	Virginia Tech @	N3	W, 7-4
Nov. 18	Lynchburg @	A	W, 2-1

1962 (5-4-1, 1-3 ACC)

Sept. 28	Navy	A	L, 1-4
Oct. 8	N.C. State	A	W, 6-2
Oct. 12	Georgetown	H	W, 4-1
Oct. 17	Duke	H	L, 1-4
Oct. 22	North Carolina	A	L, 1-2
Oct. 26	Maryland	H	L, 2-3 (2ot)
Nov. 2	Lynchburg	A	T, 0-0 (ot)
Nov. 13	Washington & Lee	A	W, 8-2
Nov. 16	Randolph-Macon @	H	W, 5-0
Nov. 17	Lynchburg @	H	W, 3-2

1963 (7-2-1, 2-1-1 ACC)

Sept. 27	Navy	A	L, 0-5
Oct. 8	Lynchburg	A	W, 3-2
Oct. 11	Randolph-Macon	H	W, 5-1
Oct. 15	N.C. State	H	W, 3-2
Oct. 23	Maryland	A	L, 2-7
Oct. 29	North Carolina	H	T, 2-2 (ot)
Nov. 6	Duke	A	W, 3-2
Nov. 12	Washington & Lee	H	W, 3-1
Nov. 15	Roanoke @	H	W, 3-0
Nov. 16	Lynchburg @	H	W, 1-0





ALL-TIME RESULTS

1964 (4-5-2, 0-4 ACC)

Sept. 20	Virginia Tech	A	W, 5-0
Oct. 2	Roanoke	H	W, 3-2
Oct. 7	Lynchburg	A	L, 0-2
Oct. 13	Randolph-Macon	A	W, 2-1
Oct. 19	N.C. State	A	L, 1-4
Oct. 22	Maryland	H	L, 0-2
Oct. 29	North Carolina	A	L, 1-2
Nov. 4	Duke	H	L, 0-2
Nov. 10	Washington & Lee	A	W, 3-1
Nov. 14	Lynchburg @	A	T, 1-1 (ot)
Nov. 14	Washington & Lee @	N3	T, 2-2 (ot)

1965 (3-6-1, 2-2 ACC)

Oct. 5	Virginia Tech	H	L, 0-2
Oct. 12	Randolph-Macon	H	W, 2-1
Oct. 14	Roanoke	A	T, 0-0
Oct. 20	Lynchburg	H	L, 1-2
Oct. 22	Duke	A	W, 4-3
Oct. 27	North Carolina	H	L, 0-1
Nov. 2	N.C. State	H	W, 6-0
Nov. 5	Maryland	A	L, 0-2
Nov. 9	Washington & Lee	H	L, 0-1
Nov. 12	Randolph-Macon @	N4	L, 0-1

1966 (0-10, 0-4 ACC)

Oct. 4	Virginia Tech	A	L, 0-1
Oct. 7	Eastern Mennonite	H	L, 1-3
Oct. 11	Randolph-Macon	A	L, 2-6
Oct. 18	Lynchburg	A	L, 0-3
Oct. 24	Roanoke	H	L, 4-6
Oct. 27	N.C. State	A	L, 2-5
Oct. 28	North Carolina	A	L, 0-4
Nov. 3	Duke	H	L, 1-3
Nov. 8	Washington & Lee	A	L, 0-3
Nov. 10	Maryland	H	L, 1-5

1967 (3-9, 0-4 ACC)

Sept. 26	Eastern Mennonite	A	W, 5-1
Oct. 2	Virginia Tech	H	W, 2-1
Oct. 5	Lynchburg	H	L, 0-4
Oct. 9	Maryland	A	L, 0-4
Oct. 12	Randolph-Macon	H	L, 0-3
Oct. 20	Duke	A	L, 1-2
Oct. 21	Roanoke	N1	L, 0-1
Oct. 27	N.C. State	H	L, 2-4
Oct. 31	North Carolina	H	L, 2-3
Nov. 7	Washington & Lee	H	L, 2-4
Nov. 10	Eastern Mennonite @	N5	L, 4-5
Nov. 11	VMI @	A	W, 4-0

1968 (4-5-1, 1-3-1 ACC)

Oct. 2	Virginia Tech	A	W, 2-1
Oct. 4	Eastern Mennonite	H	L, 2-4
Oct. 7	Randolph-Macon	H	W, 4-1
Oct. 9	VMI	A	W, 2-0
Oct. 15	William & Mary	A	L, 1-2
Oct. 18	Duke	H	W, 8-2
Oct. 22	Clemson	H	T, 2-2 (ot)
Oct. 24	N.C. State	A	L, 1-2
Oct. 25	North Carolina	A	L, 0-3
Oct. 29	Maryland	H	L, 0-5

1969 (9-1-2, 4-0-1) ACC CHAMPIONS

Oct. 1	VMI	H	W, 5-0
Oct. 5	Clemson	H	W, 1-0 (ot)
Oct. 10	Washington & Lee	A	W, 2-1 (ot)
Oct. 15	William & Mary	H	W, 2-0
Oct. 17	Duke	A	W, 2-0
Oct. 20	Randolph-Macon	H	W, 2-1
Oct. 23	N.C. State	H	W, 5-1
Oct. 24	North Carolina	H	W, 1-0
Oct. 28	Maryland	A	T, 2-2
Oct. 30	Virginia Tech	H	W, 2-0
Nov. 17	Maryland \$	A	L, 0-5
Nov. 19	Roanoke @	H	T, 0-0

1970 (8-2-1, 3-1 ACC)

ACC CHAMPIONS

Oct. 1	VMI	A	W, 4-0
Oct. 3	Hampden-Sydney	H	W, 8-0
Oct. 7	William & Mary	A	T, 2-2 (ot)
Oct. 11	Washington & Lee	H	W, 7-0
Oct. 13	North Carolina	A	W, 1-0
Oct. 18	Maryland	H	L, 2-3
Oct. 20	Randolph-Macon	A	L, 0-1
Oct. 23	Duke	H	W, 2-1
Oct. 26	Virginia Tech	A	W, 3-2
Nov. 1	Clemson	A	W, 2-1
Nov. 14	William & Mary @	H	W, 2-1

1971 (7-5-1, 1-3-1 ACC)

Sept. 26	Roanoke	H	W, 5-1
Oct. 1	Old Dominion	H	W, 11-0
Oct. 5	VMI	H	W, 3-0
Oct. 10	Clemson	H	L, 1-5
Oct. 13	Maryland	A	W, 2-1
Oct. 18	North Carolina	H	L, 0-1
Oct. 22	Duke	A	L, 1-2
Oct. 27	William & Mary	H	W, 6-1
Oct. 30	Virginia Tech	H	W, 4-1
Nov. 2	Hampden-Sydney	A	W, 3-0
Nov. 6	Navy	A	L, 0-1 (ot)
Nov. 10	N.C. State	H	T, 0-0 (ot)
Nov. 13	Lynchburg @	A	L, 0-1 (ot)

1972 (8-3-3, 1-2-2 ACC)

Sept. 27	George Mason	A	W, 2-1
Oct. 3	North Carolina	A	W, 2-0
Oct. 10	Randolph-Macon	A	T, 2-2
Oct. 15	Maryland	H	T, 1-1
Oct. 25	Duke	H	L, 0-1
Oct. 29	Clemson	A	L, 1-4
Nov. 1	William & Mary	A	W, 2-0
Nov. 4	Hampden-Sydney	H	W, 3-0
Nov. 6	Virginia Wesleyan	A	W, 7-0
Nov. 7	Old Dominion	A	W, 4-0
Nov. 11	N.C. State	H	T, 1-1
Nov. 13	Randolph-Macon @	H	W, 3-1
Nov. 15	James Madison @	H	L, 0-1
Nov. 18	Navy	H	W, 2-1 (ot)

1973 (6-7, 1-4 ACC)

Sept. 26	George Mason	H	W, 3-2
Sept. 28	Old Dominion	H	W, 4-1
Oct. 5	Maryland	A	L, 1-3
Oct. 9	Randolph-Macon	A	L, 0-2
Oct. 14	N.C. State	A	L, 1-3
Oct. 16	Duke	A	W, 2-0
Oct. 22	North Carolina	H	L, 0-1
Oct. 25	Hampden-Sydney	A	W, 4-3
Oct. 31	William & Mary	H	W, 4-1
Nov. 3	Navy	A	L, 1-3
Nov. 6	Virginia Wesleyan	H	W, 3-0
Nov. 9	Clemson	H	L, 0-5
Nov. 13	George Mason @	N6	L, 1-3

1974 (5-4-3, 3-2 ACC)

Oct. 1	George Mason	A	L, 0-2
Oct. 4	Maryland	H	L, 0-1
Oct. 7	Randolph-Macon	H	T, 3-3
Oct. 13	Clemson	A	L, 0-4
Oct. 15	North Carolina	A	W, 2-0
Oct. 18	Duke	H	W, 2-0
Oct. 23	Old Dominion	A	W, 4-3
Oct. 24	Virginia Wesleyan	A	T, 1-1
Oct. 30	William & Mary	A	T, 1-1
Nov. 2	Navy	H	L, 2-3
Nov. 5	Hampden-Sydney	H	W, 4-1
Nov. 8	N.C. State	H	W, 4-0

1975 (5-8, 0-5 ACC)

Sept. 19	Davidson	H	W, 3-1
Sept. 25	Washington & Lee	H	W, 5-0
Oct. 3	Baltimore	H	L, 0-1
Oct. 7	George Mason	H	W, 1-0 (forf.)
Oct. 12	Virginia Tech	H	W, 2-1
Oct. 17	Duke	A	L, 2-3
Oct. 21	North Carolina	A	L, 2-4
Oct. 25	Maryland	A	L, 1-6
Oct. 29	Randolph-Macon	A	L, 0-4
Nov. 2	N.C. State	A	L, 1-2
Nov. 4	Hampden-Sydney	A	W, 3-0
Nov. 7	Clemson	H	L, 0-2
Nov. 14	Navy	A	L, 1-2

1976 (8-6-2, 2-2-1 ACC)

Sept. 11	Delphi	N7	L, 1-3
Sept. 12	Old Dominion	N7	W, 2-1
Sept. 17	James Madison	N8	L, 2-5
Sept. 18	Rollins	N8	L, 2-3 (ot)
Sept. 26	Hampden-Sydney	H	W, 2-0
Oct. 2	Richmond	H	W, 10-0
Oct. 6	Washington & Lee	A	W, 4-0
Oct. 9	Randolph-Macon	H	L, 0-1
Oct. 12	North Carolina	A	L, 1-2
Oct. 15	Duke	H	W, 3-1
Oct. 19	George Mason	A	T, 0-0
Oct. 23	Maryland	H	T, 2-2
Oct. 30	N.C. State	H	W, 3-0
Nov. 5	Clemson	A	L, 0-3
Nov. 6	Davidson	A	W, 6-1
Nov. 13	Navy	H	W, 2-1

1977 (12-6-1, 2-3 ACC)

Sept. 17	Old Dominion	N9	T, 2-2
Sept. 18	William & Mary	A9	L, 0-1
Sept. 21	VMI	H	W, 6-0
Sept. 27	Hampden-Sydney	A	W, 5-1
Oct. 1	Alumni	H	W, 5-1
Oct. 5	Lynchburg	H	W, 1-0
Oct. 8	Virginia Tech	A	W, 3-0
Oct. 11	North Carolina	H	L, 0-1
Oct. 15	Pfeiffer	H	L, 2-3 (ot)
Oct. 18	James Madison	A	W, 1-0
Oct. 22	Maryland	A	L, 2-4
Oct. 25	Duke	A	W, 1-0
Oct. 28	Washington & Lee	H	W, 4-0
Oct. 30	N.C. State	A	W, 1-0
Nov. 4	Clemson	H	L, 0-2
Nov. 6	Davidson	H	W, 7-2
Nov. 8	Washington & Lee	A	W, 3-0
Nov. 12	Navy	A	L, 0-1
Nov. 16	William & Mary @	H	W, 2-1

1978 (9-2-2, 3-2 ACC)

H: 7-0-1 | A: 2-2-1

Sept. 16	Alumni	H	W, 4-0
Sept. 20	VMI	A	W, 6-0
Sept. 23	St. Mary's, Md.	H	W, 3-1
Sept. 26	Hampden-Sydney	H	W, 3-1
Sept. 30	North Carolina	A	L, 0-1
Oct. 7	Lynchburg	A	T, 1-1 (ot)
Oct. 15	Duke	H	W, 4-2 (ot)
Oct. 21	Virginia Tech	H	W, 1-0
Oct. 25	James Madison	H	T, 1-1 (ot)
Oct. 29	N.C. State	H	W, 1-0
Nov. 3	Clemson	A	L, 0-2
Nov. 4	Davidson	A	W, 2-0
Nov. 11	Maryland	H	W, 3-1





ALL-TIME RESULTS

1979 (12-4-1, 3-1-1 ACC)

Sept. 9	Guilford	H	W, 3-0
Sept. 12	Hampden-Sydney	A	W, 2-0
Sept. 15	Maryland	A	W, 1-0
Sept. 19	Baltimore	H	W, 2-1 (ot)
Sept. 24	VMI	H	W, 3-0
Sept. 28	Cornell	N10	W, 1-0
Sept. 29	Old Dominion	A10	L, 0-1
Oct. 6	Duke	A	W, 2-1
Oct. 13	William & Mary	H	W, 2-1
Oct. 17	North Carolina	H	T, 1-1 (ot)
Oct. 20	Towson State	H	W, 1-0
Oct. 24	James Madison	A	L, 1-2
Oct. 27	N.C. State	A	W, 2-1
Oct. 30	Virginia Tech	A	W, 3-1
Nov. 2	Clemson	H	L, 0-2
Nov. 7	Lynchburg	H	W, 2-0
Nov. 20	American \$	H	L, 0-1

1980 (8-9-1, 2-3-1 ACC)

Sept. 3	Hampden-Sydney	H	W, 5-1
Sept. 7	Davis & Elkins	H	W, 3-0
Sept. 12	Maryland	H	W, 2-1
Sept. 14	Lynchburg	A	L, 1-2
Sept. 17	VMI	A	W, 6-1
Sept. 21	Wake Forest	A	W, 3-1
Sept. 27	West Virginia	N9	W, 2-1
Sept. 28	William & Mary	A9	L, 0-3
Oct. 4	James Madison	H	L, 0-1
Oct. 12	Akron	H	L, 0-1
Oct. 15	North Carolina	A	L, 0-2
Oct. 18	Connecticut (1)	A	L, 0-4
Oct. 21	Virginia Tech	H	W, 3-0
Oct. 25	N.C. State	H	L, 1-3
Oct. 29	Baltimore	A	W, 2-1
Nov. 1	Duke (14)	H	T, 2-2 (ot)
Nov. 9	Clemson	A	L, 0-4
Nov. 16	Old Dominion @	A	L, 0-2

1981 (10-6-2, 2-4 ACC)

Sept. 9	VMI	H	W, 5-0
Sept. 12	Maryland	A	W, 1-0
Sept. 17	VCU	H	T, 1-1 (ot)
Sept. 20	Wake Forest	H	L, 1-2
Sept. 27	North Carolina	H	W, 3-2 (ot)
Oct. 3	Marquette	N11	W, 2-0
Oct. 4	Akron	A11	L, 1-2
Oct. 7	James Madison	A	W, 4-0
Oct. 13	Old Dominion	H	W, 2-0
Oct. 16	Virginia Tech	A	W, 4-0
Oct. 20	Richmond	H	W, 11-0
Oct. 24	N.C. State (9)	A	L, 0-3
Oct. 31	Duke (3)	A	L, 2-3
Nov. 6	Clemson (2)	H	L, 0-2 (ot)
Nov. 9	Washington & Lee	H	W, 6-0
Nov. 13	George Mason @!	H	T, 1-1 (ot)
Nov. 15	William & Mary @	H	W, 3-2
Nov. 22	West Virginia \$	H	L, 1-2

1982 (16-2-2, 3-1-2 ACC)

H: 9-1-1 | A: 6-1-1 | N: 1-0

Sept. 5	Pittsburgh	H	W, 3-0
Sept. 7	VMI	A	W, 9-1
Sept. 12	Alabama A&M (10)	H	W, 4-0
Sept. 15	(3) VCU	H	W, 8-0
Sept. 19	(3) Wake Forest	A	W, 2-0
Sept. 22	(4) Lynchburg	H	W, 2-0
Sept. 25	(4) Maryland	H	W, 2-1
Sept. 29	(3) James Madison	A	W, 2-0
Oct. 3	(3) North Carolina (15)	A	T, 0-0 (ot)
Oct. 6	(4) Randolph-Macon	A	W, 1-0
Oct. 12	(4) Old Dominion	A	W, 2-1
Oct. 15	(4) Virginia Tech	H	W, 2-1
Oct. 20	(4) George Washington	H	W, 5-0
Oct. 24	(4) N.C. State	H	W, 2-1
Oct. 31	(4) Duke (2)	H	T, 2-2 (ot)
Nov. 5	(4) Clemson (6)	A	L, 0-1
Nov. 9	(8) Radford	H	W, 7-1
Nov. 12	(8) William & Mary @	N12	W, 1-0
Nov. 14	(8) George Mason (3) @	A	W, 3-2
Nov. 21	(5) George Mason (7) \$	H	L, 0-1

1983 (16-5, 5-1 ACC)

H: 11-1 | A: 5-3 | N: 0-1
ACC CHAMPIONS

Sept. 1	(8) UNCW	H	W, 4-0
Sept. 4	(8) Long Island (4)	H	L, 1-3
Sept. 9	(8) California	N13	L, 0-3
Sept. 10	(8) San Francisco (3)	A13	L, 1-2
Sept. 14	(8) VMI	H	W, 7-0
Sept. 18	(8) Wake Forest	H	W, 3-1
Sept. 21	VCU	A	W, 5-0
Sept. 25	Maryland	A	W, 4-1
Sept. 29	(17) Averett	H	W, 3-0
Oct. 2	(17) North Carolina	H	W, 2-0
Oct. 5	(16) Randolph-Macon	H	W, 2-0
Oct. 11	(18) Old Dominion	H	W, 6-0
Oct. 14	(18) James Madison	A	W, 2-1
Oct. 19	(16) Virginia Tech	A	W, 6-0
Oct. 22	(16) N.C. State	A	W, 2-1
Oct. 30	(14) Duke (1)	A	L, 0-1
Nov. 4	(17) Clemson (3)	H	W, 2-1 (ot)
Nov. 8	(13) Radford	H	W, 5-0
Nov. 20	(10) William & Mary \$	H	W, 2-1
Nov. 27	(5) San Francisco (8) \$	H	W, 3-2
Dec. 4	(3) Indiana (2) \$	A	L, 1-3

1984 (19-3-1, 6-0 ACC)

H: 13-1 | A: 6-1-1 | N: 0-1
ACC CHAMPIONS

Sept. 1	(6) Ohio State	H	W, 4-1
Sept. 4	(6) UNC Greensboro	H	W, 1-0 (ot)
Sept. 8	(6) Indiana (1)	A14	L, 0-1
Sept. 9	(6) UCLA (4)	N14	L, 1-2
Sept. 12	VMI	A	W, 10-0
Sept. 16	Wake Forest	A	W, 2-0
Sept. 19	(11) VCU	H	W, 8-1
Sept. 22	(11) Maryland	H	W, 8-1
Sept. 26	(8) Radford	A	W, 5-0
Sept. 30	(8) North Carolina (13)	A	W, 3-2
Oct. 2	(11) Longwood	H	W, 4-0
Oct. 5	(11) Old Dominion	A	W, 1-0 (ot)
Oct. 10	(11) Virginia Tech	H	W, 7-0
Oct. 14	(11) N.C. State (9)	H	W, 1-0
Oct. 17	(8) James Madison	H	W, 3-0
Oct. 21	(8) F. Dickinson (7)	A	T, 1-1 (ot)
Oct. 27	(8) Duke (17)	H	W, 4-2
Nov. 2	(5) Clemson	A	W, 2-0
Nov. 6	(4) Richmond	H	W, 6-0
Nov. 9	(4) Old Dominion @	H	W, 2-1
Nov. 11	(4) George Mason @	H	W, 2-0
Nov. 25	(3) American (18) \$!	H	W, 1-0
Dec. 2	(3) Clemson (9) \$	H	L, 0-1

1985 (15-4-1, 4-1-1 ACC)

H: 10-2 | A: 4-2-1 | N: 1-0

Sept. 1	(2) Notre Dame	H	W, 3-0
Sept. 6	(2) West Virginia	H15	W, 3-0
Sept. 7	(2) George Washington	H15	W, 4-1
Sept. 11	(2) VMI	H	W, 7-0
Sept. 15	(2) Wake Forest	H	W, 2-0
Sept. 18	(1) Cal Santa Barbara	H	W, 2-0
Sept. 22	(1) Maryland	A	W, 2-0
Sept. 29	(1) North Carolina	H	W, 3-1
Oct. 1	(1) Radford	H	W, 5-0
Oct. 4	(1) Tampa	A16	W, 1-0
Oct. 5	(1) South Florida	N16	W, 3-2
Oct. 9	(1) Virginia Tech	A	W, 3-0
Oct. 12	(1) N.C. State (8)	A	T, 2-2 (ot)
Oct. 16	(2) Old Dominion	H	L, 0-1
Oct. 20	(2) Fairleigh Dickinson	H	W, 2-1
Oct. 23	(3) James Madison	A	W, 4-0
Oct. 27	(3) Duke (16)	A	L, 0-1
Nov. 1	(7) Clemson (1)	H	W, 2-0
Nov. 9	(5) George Mason (17)	A	L, 2-3
Nov. 17	(10) Geo. Mason (14) \$	H	L, 0-1

1986 (17-2-2, 6-0 ACC)

H: 11-1 | A: 5-0-2 | N: 1-1
ACC CHAMPIONS

Aug. 31	(11) Davis & Elkins	H	W, 2-1
Sept. 5	(11) UNLV (12)	N14	L, 1-2
Sept. 6	(11) Indiana (8)	A14	T, 1-1 (ot)
Sept. 10	(13) Old Dominion	A	T, 1-1 (ot)
Sept. 14	(13) Wake Forest	A	W, 3-1
Sept. 17	(11) Appalachian State	H	W, 3-1
Sept. 21	(11) Maryland (16)	H	W, 1-0
Sept. 24	(9) Radford	A	W, 1-0
Sept. 28	(9) North Carolina	A	W, 4-1
Oct. 3	(6) Richmond	H15	W, 3-0
Oct. 4	(6) Cornell	H15	W, 2-0
Oct. 7	(5) James Madison	H	W, 4-0
Oct. 12	(5) N.C. State (6)	H	W, 4-0
Oct. 17	(5) Princeton	N17	W, 2-0
Oct. 19	(5) Rutgers	A17	W, 4-1
Oct. 22	(3) Liberty	H	W, 2-0
Oct. 26	(3) Duke (5)	H	W, 4-0
Nov. 2	(3) Clemson	A	W, 1-0
Nov. 5	(2) Virginia Tech	H	W, 5-0
Nov. 9	(2) George Mason (20)	H	W, 3-0
Nov. 16	(2) Loyola, Md. (13) \$	H	L, 0-1

1987 (17-3-2, 5-0-1 ACC)

H: 11-0 | A: 5-2-1 | N: 1-1-1

Sept. 2	(6) Coastal Carolina	H	W, 3-2
Sept. 4	(6) Wake Forest	H15	W, 3-0
Sept. 5	(6) Adelphi	H15	W, 1-0
Sept. 8	(6) Old Dominion	H	W, 1-0
Sept. 11	(6) Oneonta State	A18	W, 1-0
Sept. 12	(6) Boston Univ. (19)	N18	W, 1-0
Sept. 16	(4) Catawba	H	W, 6-0
Sept. 20	(4) Maryland (20)	A	W, 1-0
Sept. 23	(2) Radford	H	W, 7-0
Sept. 27	(2) North Carolina (3)	H	W, 2-0
Sept. 30	(1) James Madison	A	W, 1-0
Oct. 4	(1) Long Island	H	W, 2-1
Oct. 7	(1) Richmond	A	W, 4-1
Oct. 11	(1) N.C. State (14)	A	W, 2-0
Oct. 16	(1) So. Methodist (19)	A19	L, 0-1
Oct. 18	(1) Saint Louis	N19	T, 1-1 (ot)
Oct. 23	(3) Duke (4)	A	T, 0-0 (ot)
Oct. 27	(3) Liberty	H	W, 1-0
Nov. 1	(3) Clemson (10)	H	W, 1-0
Nov. 6	(3) North Carolina (13) #	N20	L, 0-3
Nov. 15	(3) George Mason (13) \$	H	W, 2-0
Nov. 22	(3) Loyola, Md. (12) \$	A	L, 0-1

1988 (18-1-3, 5-0-1 ACC)

H: 12-1 | A: 4-0-2 | N: 2-0-1
ACC CHAMPIONS

Sept. 2	(6) Illinois State	H15	W, 2-0
Sept. 4	(6) William & Mary	H15	W, 1-0
Sept. 9	(6) UCLA (18)	N21	W, 3-0
Sept. 10	(6) UNLV	A21	T, 2-2 (ot)
Sept. 14	(2) VCU	H	W, 2-0
Sept. 18	(2) Maryland	H	W, 2-1
Sept. 21	(2) Radford	H	W, 3-0
Sept. 25	(2) Wake Forest (14)	A	T, 0-0 (ot)
Sept. 28	(2) James Madison	H	W, 2-0
Oct. 2	(2) North Carolina	A	W, 2-0
Oct. 5	(1) Richmond	H	W, 4-0
Oct. 9	(1) N.C. State (4)	H	W, 2-0
Oct. 12	(1) Towson State	H	W, 3-0
Oct. 15	(1) George Mason (12)	A	W, 3-0
Oct. 19	(1) UMBC	H	W, 3-2 (ot)
Oct. 22	(1) Duke (6)	H	W, 1-0
Oct. 25	(1) Liberty	A	W, 1-0 (ot)
Oct. 30	(1) Clemson (19)	A	W, 1-0
Nov. 4	(1) N.C. State (14) #	N22	T, 0-0 (ot)
Nov. 6	(1) North Carolina #	N22	W, 2-1
Nov. 20	(1) Fairleigh Dickinson \$	H	W, 1-0
Nov. 27	(1) Howard (6) \$	H	L, 2-3 (ot)





ALL-TIME RESULTS

1989 (21-2-2, 5-0-1 ACC) H: 12-0 | A: 7-2-1 | N: 2-0-1 NCAA CO-CHAMPIONS

Sept. 2	(1) Indiana (2)	A14	W, 1-0
Sept. 3	(1) Notre Dame	N14	W, 3-0
Sept. 5	(1) Longwood	H	W, 3-1
Sept. 8	(1) UNC Charlotte	H15	W, 2-0
Sept. 10	(1) Charleston	H15	W, 6-0
Sept. 13	(1) VCU	A	W, 10-0
Sept. 17	(1) Maryland	A	W, 4-1
Sept. 20	(1) Pennsylvania	H	W, 2-0
Sept. 24	(1) Wake Forest (13)	H	W, 1-0
Sept. 27	(1) James Madison	A	W, 2-1 (ot)
Oct. 1	(1) North Carolina (11)	H	W, 3-0
Oct. 4	(1) Richmond	A	L, 0-1
Oct. 8	(1) N.C. State	A	W, 4-0
Oct. 11	(1) Towson State	H	W, 2-0
Oct. 14	(1) San Francisco	N23	W, 1-0
Oct. 15	(1) Stanford	A23	W, 2-1 (ot)
Oct. 18	(1) George Mason	H	W, 1-0
Oct. 21	(1) Duke (16)	A	T, 2-2 (ot)
Oct. 25	(1) Virginia Tech	H	W, 3-1 (ot)
Oct. 29	(1) Clemson (18)	H	W, 4-2 (ot)
Nov. 3	(1) Duke (14) #	A	L, 0-1
Nov. 19	(2) Phila. Textile (13)\$	H	W, 4-1
Nov. 26	(2) South Carolina (4)\$	H	W, 1-0 (ot)
Dec. 2	(2) Rutgers (7) \$	A	W, 3-0
Dec. 3	(2) Santa Clara (1) \$	N24	T, 1-1 (ot)

1990 (12-6-6, 3-2-1 ACC) H: 7-2-2 | A: 4-2-2 | N: 1-2-2

Aug. 28	(2) Radford	H	W, 3-1
Aug. 31	(2) Army	H15	W, 4-0
Sept. 2	(2) South Carolina (5)	H15	T, 1-1 (ot)
Sept. 7	(3) Saint Louis (16)	N14	T, 1-1 (ot)
Sept. 8	(3) Indiana (18)	A14	L, 1-2
Sept. 12	(7) VCU	H	W, 8-0
Sept. 16	(7) Maryland	H	L, 0-1
Sept. 23	(15) Wake Forest	A	W, 1-0
Sept. 26	(13) James Madison	H	W, 2-0
Sept. 30	(13) North Carolina (7)	A	W, 2-0
Oct. 3	(9) Richmond	H	T, 0-0 (ot)
Oct. 6	(9) N.C. State (3)	H	W, 3-2 (ot)
Oct. 13	(6) Rutgers (11)	A17	W, 1-0
Oct. 14	(6) Princeton	N17	L, 1-2
Oct. 17	(7) George Mason (18)	A	T, 1-1 (ot)
Oct. 21	(7) Duke (17)	H	L, 0-2 (ot)
Oct. 24	(15) Virginia Tech	A	W, 4-0
Oct. 28	(15) Clemson (1)	A	T, 1-1 (ot)
Nov. 1	(14) # North Carolina (11) #	N20	W, 3-0
Nov. 2	(14) Wake Forest # !	N20	T, 0-0 (ot)
Nov. 3	(14) N.C. State (13) #	N20	L, 1-2
Nov. 11	(8) Richmond \$	H	W, 1-0
Nov. 18	(8) North Carolina (13) \$	H	W, 3-1
Nov. 25	(8) N.C. State (2) \$ &	A	L, 1-2 (ot)

1991 (19-1-2, 5-1 ACC) H: 10-1-1 | A: 7-0 | N: 2-0-1 NCAA CHAMPIONS ACC CHAMPIONS

Sept. 7	(3) Creighton	H15	T, 3-3 (ot)
Sept. 8	(3) Rutgers	H15	W, 2-1 (ot)
Sept. 15	(3) Maryland	A	W, 3-0
Sept. 18	(1) Virginia Tech	H	W, 3-1
Sept. 22	(1) Wake Forest (14)	H	L, 0-2
Sept. 25	(6) James Madison	A	W, 2-0
Sept. 29	(6) North Carolina (4)	H	W, 1-0
Oct. 5	(4) N.C. State (8)	A	W, 4-3
Oct. 9	(4) William & Mary (20)	H	W, 2-1
Oct. 12	(4) American	A	W, 2-0
Oct. 15	(3) Richmond	A	W, 3-2
Oct. 20	(3) Duke (10)	A	W, 5-2 (ot)
Oct. 23	(1) Liberty	H	W, 4-0
Oct. 27	(1) Clemson (18)	H	W, 2-1
Oct. 30	(1) Mount St. Mary's	H	W, 6-0
Nov. 3	(1) George Mason	H	W, 2-1
Nov. 8	(1) North Carolina (13)#	A	W, 1-0
Nov. 10	(1) Wake Forest (8) #	N25	W, 3-1
Nov. 24	(1) Hartford \$	H	W, 2-1 (ot)
Dec. 1	(1) Yale \$	H	W, 2-0
Dec. 6	(1) Saint Louis (3) \$	N26	W, 3-2 (ot)
Dec. 8	(1) Santa Clara (2) \$!	N26	T, 0-0 (ot)

1992 (21-2-1, 5-1 ACC) H: 13-1 | A: 5-1-1 | N: 3-0 NCAA CHAMPIONS ACC CHAMPIONS

Sept. 5	(1) Penn State	H15	W, 4-0
Sept. 7	(1) Seton Hall (15)	H15	W, 4-1
Sept. 9	(1) UMBC	H	W, 2-0
Sept. 13	(1) Maryland	H	W, 5-1
Sept. 16	(1) Virginia Tech	A	W, 3-0
Sept. 20	(1) Wake Forest (16)	A	W, 3-2 (ot)
Sept. 23	(1) James Madison (8)	H	W, 3-0
Sept. 27	(1) North Carolina	A	W, 6-3
Sept. 30	(1) Richmond	H	W, 4-1
Oct. 4	(1) N.C. State (10)	H	W, 3-2 (ot)
Oct. 7	(1) Towson State	H	W, 3-0
Oct. 11	(1) Clemson (4)	A	W, 3-2 (ot)
Oct. 16	(1) Pennsylvania	H27	W, 3-0
Oct. 18	(1) Princeton	H27	W, 2-0
Oct. 21	(1) William & Mary (16)	A	T, 0-0 (ot)
Oct. 25	(1) Duke (2)	H	L, 1-2
Oct. 28	(2) Liberty	H	W, 3-1
Oct. 31	(2) George Mason	A	L, 0-2
Nov. 6	(4) North Carolina #	A	W, 2-0
Nov. 8	(4) Clemson #	N25	W, 4-2
Nov. 22	(1) Penn State \$	H	W, 4-1
Nov. 29	(1) Dartmouth \$	H	W, 3-0
Dec. 4	(1) Duke (3) \$	N28	W, 3-0
Dec. 6	(1) San Diego (16) \$	N28	W, 2-0

1993 (22-3, 4-2 ACC) H: 14-2 | A: 3-1 | N: 5-0 NCAA CHAMPIONS ACC CHAMPIONS

Sept. 4	(1) Florida Int'l	H15	W, 3-1 (ot)
Sept. 5	(1) Connecticut	H15	W, 5-1
Sept. 8	(1) American	H	W, 4-1
Sept. 12	(1) Maryland	A	W, 1-0
Sept. 15	(1) Virginia Tech	H	W, 6-1
Sept. 19	(1) Wake Forest (10)	H	W, 1-0
Sept. 22	(1) Georgetown	H	W, 4-1
Sept. 26	(1) North Carolina (19)	H	W, 3-2
Sept. 29	(1) Richmond	A	W, 2-0
Oct. 3	(1) N.C. State	A	W, 3-1
Oct. 6	(1) West Virginia	H	W, 5-0
Oct. 10	(1) Clemson (14)	H	L, 1-2
Oct. 15	(3) Cornell	H27	W, 4-0
Oct. 17	(3) Brown	H27	L, 0-2
Oct. 20	(7) Radford	H	W, 2-0
Oct. 24	(7) Duke (6)	A	L, 0-1
Oct. 30	(8) George Mason	H	W, 3-1
Nov. 4	(7) Wake Forest #	N25	W, 4-0
Nov. 5	(7) Duke (3) #	N25	W, 1-0
Nov. 7	(7) Clemson (6) #	N25	W, 2-1
Nov. 14	(3) William & Mary \$	H	W, 2-1
Nov. 21	(3) Loyola, Md. (16) \$	H	W, 2-1
Nov. 28	(3) Wisconsin (19) \$	H	W, 3-0
Dec. 3	(3) Princeton (17) \$	N28	W, 3-1
Dec. 5	(3) South Carolina (13) \$	N28	W, 2-0

1994 (22-3-1, 4-2 ACC) H: 13-2 | A: 5-1-1 | N: 4-0 NCAA CHAMPIONS ACC CHAMPIONS

Sept. 3	(1) Boston University	H15	L, 2-3
Sept. 4	(1) St. John's (11)	H15	W, 2-0
Sept. 7	(1) American	A	W, 4-1
Sept. 11	(1) Maryland	H	W, 4-2
Sept. 14	(1) Virginia Tech	A	W, 8-2
Sept. 18	(1) Wake Forest	A	W, 3-2
Sept. 21	(1) George Washington	H	W, 7-0
Sept. 25	(1) North Carolina (7)	A	L, 1-5
Sept. 28	(6) Richmond	H	W, 6-2
Oct. 2	(6) N.C. State (15)	H	W, 2-1
Oct. 5	(6) Liberty	H	W, 6-2
Oct. 9	(6) Clemson	A	W, 6-4
Oct. 14	(5) Dartmouth	H27	W, 2-0
Oct. 16	(5) Princeton	H27	W, 1-0
Oct. 19	(5) VCU	H	W, 6-0
Oct. 23	(5) Duke (20)	H	L, 1-2 (ot)
Oct. 29	(9) Old Dominion	H	W, 4-1
Nov. 5	(6) George Mason	A	W, 4-3
Nov. 10	(4) Wake Forest #	N22	W, 2-0
Nov. 11	(4) Clemson # !	A	T, 2-2 (ot)
Nov. 13	(4) Duke (7) #	N22	W, 1-0
Nov. 20	(4) UNC Greensboro \$	H	W, 3-0
Nov. 27	(4) Maryland \$	H	W, 2-1
Dec. 4	(4) James Madison (10) \$	H	W, 4-1
Dec. 9	(4) Rutgers \$	N28	W, 2-1
Dec. 11	(4) Indiana (1) \$	N28	W, 1-0

1995 (21-1-2, 4-0-2 ACC) H: 15-0 | A: 5-0-2 | N: 1-1 NCAA CHAMPIONS ACC CHAMPIONS

Sept. 3	(1) UNLV	H15	W, 3-0
Sept. 4	(1) Boston College	H15	W, 3-2
Sept. 10	(1) Maryland (5)	A	T, 2-2 (ot)
Sept. 13	(1) Virginia Tech	H	W, 7-1
Sept. 17	(1) Wake Forest	H	W, 4-1
Sept. 20	(1) Liberty	H	W, 2-1
Sept. 24	(1) North Carolina (6)	H	W, 7-1
Sept. 27	(1) Richmond	A	W, 2-1
Oct. 1	(1) N.C. State	A	W, 4-0
Oct. 6	(1) San Francisco	A	W, 4-1
Oct. 8	(1) St. Mary's, Calif.	A	W, 3-2 (ot)
Oct. 11	(1) Navy	H	W, 7-5
Oct. 15	(1) Clemson (4)	H	W, 2-1 (ot)
Oct. 18	(1) UMBC	H	W, 3-0
Oct. 22	(1) Duke (9)	A	T, 3-3 (ot)
Oct. 25	(1) Robert Morris	H	W, 3-0
Oct. 29	(1) American	H	W, 5-1
Nov. 4	(1) George Mason	H	W, 2-1
Nov. 10	(1) Duke (11) #	A	W, 4-1
Nov. 12	(1) Clemson (6) #	N20	W, 1-0
Nov. 19	(1) Rhode Island (10) \$	H	W, 2-1
Nov. 26	(1) Hartwick \$	H	W, 4-0
Dec. 3	(1) Brown (18) \$	H	W, 4-1
Dec. 8	(1) Duke (11) \$	N29	L, 2-3





ALL-TIME RESULTS

1996 (16-3-3, 4-0-2 ACC)

H: 13-2-2 | A: 3-1-1 |

Aug. 31	(1) Old Dominion	H	W, 4-0
Sept. 6	(1) Cal St. Fullerton (17)	H15	T, 2-2 (ot)
Sept. 8	(1) Saint Louis (5)	H15	W, 2-1 (ot)
Sept. 11	(2) VMI	H	W, 7-0
Sept. 15	(2) Maryland	H	T, 1-1 (ot)
Sept. 18	(3) Virginia Tech	A	W, 3-0
Sept. 22	(3) Wake Forest	A	W, 2-0
Sept. 25	(2) Richmond	H	W, 3-0
Sept. 29	(2) North Carolina	A	T, 3-3 (ot)
Oct. 2	(1) Liberty	H	W, 2-1
Oct. 6	(1) N.C. State	H	W, 5-0
Oct. 11	(1) Cornell (19)	H30	W, 5-0
Oct. 13	(1) Princeton	H30	W, 3-0
Oct. 16	(1) Marshall	H	W, 3-1
Oct. 20	(1) Clemson	A	W, 3-2 (ot)
Oct. 26	(1) Duke (9)	H	W, 6-1
Oct. 30	(1) Georgetown	H	W, 6-0
Nov. 2	(1) VCU	H	W, 2-0
Nov. 9	(1) George Mason	A	L, 0-3
Nov. 15	(1) Duke #	H	W, 3-2 (ot)
Nov. 17	(1) Maryland #	H	L, 0-2
Nov. 24	(3) George Mason (15) \$	H	L, 0-1

1997 (19-4-3, 3-1-2 ACC)

H: 12-0-2 | A: 3-3-1 | N: 4-1
ACC CHAMPIONS

Aug. 30	(4) American	A	L, 1-3
Sept. 5	(15) Akron	H15	W, 5-1
Sept. 7	(15) Fla. International (3)	H15	T, 1-1 (ot)
Sept. 10	(11) Central Connecticut	H	W, 4-0
Sept. 13	(11) Maryland (2)	A	T, 0-0 (ot)
Sept. 17	(8) Virginia Tech (14)	H	W, 3-1
Sept. 21	(8) Wake Forest	H	W, 3-1
Sept. 24	(6) VCU (18)	H	W, 2-1
Sept. 28	(6) North Carolina	H	W, 2-1 (ot)
Oct. 1	(4) Liberty	H	W, 5-2
Oct. 5	(4) N.C. State (6)	A	L, 1-2 (ot)
Oct. 8	(11) Georgetown	A	W, 1-0
Oct. 11	(11) Seton Hall	A	W, 3-2
Oct. 19	(6) Clemson (20)	H	T, 1-1 (ot)
Oct. 25	(6) Duke (3)	A	W, 2-0
Oct. 29	(4) Mount St. Mary's	H	W, 3-0
Nov. 1	(4) Old Dominion	A	L, 0-1
Nov. 7	(8) George Mason	H	W, 3-1
Nov. 13	(8) North Carolina #	N31	W, 4-0
Nov. 14	(8) Wake Forest #	N31	W, 2-1
Nov. 16	(8) Maryland (11) #	N31	W, 2-0
Nov. 23	(6) Howard \$	H	W, 3-0
Nov. 30	(6) Georgetown \$	H	W, 5-1
Dec. 6	(6) American (8) \$	H	W, 2-1 (ot)
Dec. 12	(6) Saint Louis (12) \$	N29	W, 3-1
Dec. 14	(6) UCLA (2) \$	N29	L, 0-2

1998 (16-4-3, 4-1-1 ACC)

H: 12-2 | A: 2-1-1 | N: 2-1-2

Sept. 4	(4) San Diego	N32	W, 1-0
Sept. 6	(4) Cal State Fullerton	N32	T, 1-1 (ot)
Sept. 9	(7) Lehigh	H	W, 2-1 (ot)
Sept. 12	(7) Maryland (17)	H	W, 4-1
Sept. 16	(6) Virginia Tech	A	W, 3-0
Sept. 19	(6) Wake Forest	A	T, 2-2 (ot)
Sept. 23	(6) Marshall	H	W, 4-0
Sept. 27	(6) North Carolina	A	W, 2-0
Sept. 30	(6) Buffalo	H	W, 5-1
Oct. 3	(6) N.C. State	H	W, 4-0
Oct. 9	(5) American	H15	L, 1-2
Oct. 11	(5) Adelphi	H15	W, 3-0
Oct. 18	(10) Clemson (4)	A	L, 0-2
Oct. 25	(11) Duke (3)	H	W, 3-2
Oct. 28	(5) Fairleigh Dickinson	H	W, 2-1 (ot)
Oct. 31	(5) VCU (20)	H	W, 3-2
Nov. 3	(4) William & Mary	N33	T, 0-0 (ot)
Nov. 7	(4) Ohio State	H	W, 1-0
Nov. 12	(5) N.C. State #	N34	W, 4-0 (ot)
Nov. 13	(5) Duke (4) #	N34	L, 1-3 (ot)
Nov. 22	(5) Rider \$	H	W, 3-0
Nov. 29	(5) South Carolina (6) \$	H	W, 1-0
Dec. 6	(5) Stanford (9) \$	H	L, 0-3

1999 (14-9-1, 1-4-1 ACC)

H: 9-3-1 | A: 1-3 | N: 4-3

Sept. 3	(6) Seton Hall	N36	W, 4-3 (ot)
Sept. 5	(6) Gonzaga	N36	L, 2-3
Sept. 8	(17) Appalachian State	H	W, 8-1
Sept. 12	(17) Maryland (4)	A	L, 0-1
Sept. 15	(17) Mount St. Mary's	H	W, 3-0
Sept. 19	(17) Wake Forest	H	T, 1-1
Sept. 22	(17) Virginia Tech	H	W, 2-1
Sept. 25	(17) North Carolina (18)	H	W, 2-1
Sept. 29	(13) American	H	W, 2-0
Oct. 3	(13) N.C. State	A	L, 1-2
Oct. 6	William & Mary	H	L, 0-1
Oct. 9	VCU (7)	A	W, 2-0
Oct. 16	(18) Clemson	H	L, 1-2
Oct. 20	Marshall	H	W, 3-0
Oct. 24	Duke (7)	A	L, 0-3
Oct. 29	Cal-State Fullerton	N35	W, 2-1
Oct. 31	UCLA (2)	N35	L, 0-2
Nov. 5	Ohio State	H	W, 1-0
Nov. 11	Maryland (5) #	N34	W, 2-0
Nov. 12	Wake Forest (9) #	N34	W, 2-1
Nov. 14	Duke (2) #	N34	L, 1-2 (ot)
Nov. 21	Princeton \$	H	W, 2-1 (ot)
Nov. 28	Brown (17) \$	H	W, 3-1
Dec. 4	UCLA (4) \$	H	L, 0-2

2000 (17-6-1, 5-1-0 ACC)

H: 10-2-1 | A: 3-0 | N: 4-4

Sept. 1	(3) South Florida	N36	W, 3-2
Sept. 3	(3) Jacksonville	N36	W, 7-1
Sept. 8	(1) South Carolina	N37	L, 1-2
Sept. 10	(1) Indiana	N37	L, 1-2
Sept. 13	(11) Northeastern	H	W, 4-1
Sept. 16	(11) Wake Forest (5)	A	W, 2-0
Sept. 20	(8) VCU	H	W, 1-0 (ot)
Sept. 24	(8) North Carolina (10)	A	W, 3-1
Sept. 27	(7) William & Mary	N33	L, 2-3 (ot)
Oct. 1	(7) N.C. State	H	W, 6-1
Oct. 4	(13) James Madison (17)	H	W, 3-2 (2ot)
Oct. 6	(13) Fairfield	H	T, 2-2 (2ot)
Oct. 15	(15) Clemson (9)	A	W, 3-2
Oct. 18	(10) Elon	H	W, 3-1
Oct. 21	(10) Duke	H	L, 2-3
Oct. 25	(12) American	H	W, 4-1
Oct. 29	(12) Providence	H	W, 2-0
Nov. 3	(10) Maryland	H	W, 2-0
Nov. 9	(9) N.C. State #	N34	W, 1-0
Nov. 10	(9) Duke (6) #	N34	W, 3-0
Nov. 12	(9) North Carolina (2) #	N34	L, 0-1 (ot)
Nov. 19	(6) Lehigh \$	H	W, 5-0
Nov. 26	(6) St. John's (16) \$	H	W, 2-1
Dec. 2	(6) Creighton (7) \$	H	L, 0-3

2001 (17-2-1, 6-0-0 ACC)

H: 9-1 | A: 4-0 | N: 4-1-1

Aug. 31	(3) Liberty	N36	W, 2-1
Sept. 2	(3) UCLA (7)	N36	T, 2-2 (ot)
Sept. 7	(3) American	N37	W, 4-2
Sept. 9	(3) Creighton (11)	N37	W, 3-2
Sept. 17	(2) Wake Forest	H	W, 1-0
Sept. 22	(2) North Carolina (13)	H	W, 2-0
Sept. 26	(2) William & Mary	H	W, 1-0
Sept. 30	(2) N.C. State	A	W, 2-0
Oct. 2	(2) Temple	H	W, 4-0
Oct. 6	(2) VCU	A	W, 1-0
Oct. 13	(2) Clemson (11)	H	W, 2-0
Oct. 17	(2) Mercer	H	W, 2-1
Oct. 20	(2) Duke	A	W, 1-0 (ot)
Oct. 24	(2) East Carolina	H	W, 2-0
Oct. 30	(2) UNC-Greensboro	H	W, 7-1
Nov. 4	(2) Maryland	A	W, 3-0
Nov. 9	(2) James Madison	H	W, 2-1
Nov. 16	(2) Wake Forest (9) #	N22	W, 1-0 (ot)
Nov. 18	(2) Clemson (8) #	N22	L, 0-1
Nov. 25	(2) Seton Hall \$	H	L, 0-1

2002 (15-7-0, 3-3-0 ACC)

H: 10-1 | A: 0-3 | N: 5-3

Aug. 30	(2) Kentucky (25)	N36	W, 3-2
Sept. 1	(2) Rhode Island	N36	W, 2-1
Sept. 6	(1) VCU	N37	W, 4-1
Sept. 8	(1) Penn State	N37	L, 2-4
Sept. 14	(6) Wake Forest (13)	A	L, 1-2
Sept. 21	(9) North Carolina (16)	A	L, 1-2
Sept. 25	(18) William & Mary	N38	L, 0-1
Sept. 28	(18) N.C. State	H	W, 4-0
Oct. 2	Marshall	H	W, 3-0
Oct. 4	Hartwick	H	W, 5-0
Oct. 13	Clemson (4)	A	L, 2-3 (ot)
Oct. 16	Liberty	H	W, 5-2
Oct. 20	Duke (18)	H	W, 3-1
Oct. 23	(21) Old Dominion	H	W, 3-2
Oct. 26	(21) American	H	W, 2-1
Nov. 1	(20) Maryland (5)	H	W, 1-0
Nov. 5	(11) Pittsburgh	H	W, 2-0
Nov. 8	(11) Temple	H	W, 6-0
Nov. 14	(11) Duke #	N39	W, 4-1
Nov. 15	(11) Wake Forest (1) #	N39	W, 1-0
Nov. 17	(11) Maryland (10) #	N39	L, 0-3
Nov. 27	(9) William & Mary \$ &	H	L, 1-1 (ot)

2003 (11-10-2, 3-3-0 ACC)

H: 8-3 | A: 1-4 | N: 2-3-2
ACC CHAMPIONS

Aug. 29	(19) Seton Hall	N36	L, 0-1
Aug. 31	(19) Saint Louis (13)	N36	L, 2-3 (ot)
Sept. 5	American	N37	W, 1-0
Sept. 7	UCLA (1)	N37	L, 0-4
Sept. 13	Wake Forest (3)	H	W, 2-1
Sept. 17	(17) Mount St. Mary's	H	W, 1-0
Sept. 21	(17) North Carolina (4)	H	W, 1-0
Sept. 24	(7) William & Mary	H	L, 2-3 (ot)
Sept. 28	N.C. State	A	L, 0-1
Oct. 4	Alabama A&M	H	W, 4-1
Oct. 11	Clemson	H	W, 3-2
Oct. 15	(25) West Virginia	H	W, 2-1
Oct. 17	(25) Duke	A	L, 1-3
Oct. 24	Liberty	H	W, 2-1
Oct. 28	UNC-Greensboro	A	L, 0-1
Oct. 31	Maryland (3)	A	L, 0-1
Nov. 7	VCU (12)	H	L, 1-2
Nov. 12	Clemson # !	N39	T, 0-0 (ot)
Nov. 14	Wake Forest (3) #	N39	W, 1-0
Nov. 16	Maryland (2) # !	N39	T, 1-1 (ot)
Nov. 21	(22) Seton Hall \$	H	W, 2-0
Nov. 26	(22) Wake Forest (4) \$	A	W, 2-0
Nov. 30	(22) Creighton (4)	H	L, 1-3

2004 (18-5-1, 4-3-0 ACC)

H: 10-2-1 | A: 2-2 | N: 6-1
ACC CHAMPIONS

Sept. 3	(11) Marshall	N36	W, 3-0
Sept. 5	(11) Long Island	N36	W, 2-0
Sept. 10	(11) Cincinnati	N40	W, 1-0
Sept. 12	(11) Saint Louis (8)	N40	L, 1-2
Sept. 17	(20) Wake Forest (2)	A	W, 2-1
Sept. 21	(12) Manhattan	H	W, 4-1
Sept. 26	(12) North Carolina	A	L, 1-2
Sept. 29	(22) UMBC	H	W, 3-1
Oct. 2	(22) N.C. State	H	W, 2-1
Oct. 6	(17) Liberty	H	W, 3-0
Oct. 9	(17) Davidson	H	W, 4-1
Oct. 12	(15) Saint Francis (N.Y.)	H	W, 3-1
Oct. 17	(15) Clemson	A	W, 2-0
Oct. 20	(8) Longwood	H	W, 1-0 (ot)
Oct. 23	(8) Duke (13)	H	W, 3-2 (ot)
Oct. 27	(7) Old Dominion (24)	H	W, 4-1
Oct. 30	(7) Virginia Tech	A	L, 1-2
Nov. 5	(9) Maryland (12)	H	L, 1-2
Nov. 10	(11) Duke (14) #	N39	W, 3-1
Nov. 12	(11) Wake Forest (8) #	N39	W, 2-1
Nov. 14	(11) Maryland (5) #	N39	W, 2-1
Nov. 24	(4) American \$	H	W, 2-1
Nov. 27	(4) New Mexico (1) \$!	H	T, 1-1 (ot)
Dec. 4	(4) Duke (17) \$	H	L, 0-3





ALL-TIME RESULTS

2005 (12-5-3, 6-2-0 ACC)

H: 8-1-2 | A: 3-3-1 | N: 1-1

Sept. 2	(11) UC Riverside	N41	W, 2-0
Sept. 4	(11) UC Santa Barbara(9)	A	T, 0-0(ot)
Sept. 10	(11) Charlotte	H	W, 2-0
Sept. 14	(11) Longwood	H	W, 4-0
Sept. 17	(20) NC State	H	W, 2-0
Sept. 21	(12) Old Dominion(18)	A	L, 0-3
Sept. 24	(12) Boston College	A	W, 4-3
Sept. 28	(22) Mount St. Mary's	H	W, 4-0
Oct. 1	(22) North Carolina (2)	H	W, 2-0
Oct. 5	(17) Monmouth	H	T, 2-2 (ot)
Oct. 7	(17) Clemson	A	W, 1-0 (2ot)
Oct. 12	(15) Saint Francis (NY)	H	W, 2-1
Oct. 16	(15) Duke(10)	H	W, 1-0
Oct. 19	(8) Maryland (8)	A	L, 0-3
Oct. 22	(8) Liberty	H	W, 2-0
Oct. 29	(7) Virginia Tech(12)	H	L, 1-2(ot)
Nov. 4	(9) Wake Forest	A	W, 2-1(ot)
Nov. 9	(11) Clemson #	N39	L, 1-4
Nov. 22	(11) South Florida \$	IH	T, 4-4 (ot)
Nov. 27	(11) North Carolina (2) \$	A	L, 1-2

2006 (17-4-1, 5-3-0 ACC)

H: 14-1 | A: 2-2 | N: 1-1-1

Aug. 25	(3) Davidson	H36	W, 2-0
Aug. 27	(3) UC Santa Barbara (21)	H36	W, 1-0
Sept. 2	(3) George Mason	H	W, 2-0
Sept. 4	(3) UCLA (10)	H	W, 1-0
Sept. 9	(3) NC State	A	W, 2-1
Sept. 12	(2) St. Francis (Pa.)	H	W, 2-1 (ot)
Sept. 15	(2) Boston College	H	W, 3-2 (ot)
Sept. 19	(2) West Virginia (8)	H	W, 2-1 (ot)
Sept. 22	(1) North Carolina (8)	A	L, 1-2
Sept. 27	(5) American	H	W, 2-1 (2ot)
Sept. 30	(5) Clemson (2)	H	W, 1-0
Oct. 3	(3) Liberty	H	W, 1-0
Oct. 6	(3) Duke (6)	A	L, 1-2
Oct. 11	(4) Maryland (2)	H	W, 3-0
Oct. 20	(2) Virginia Tech (19)	A	W, 3-1
Oct. 27	(2) Wake Forest (3)	H	L, 1-2
Nov. 1	(3) Clemson (6) #	N42	W, 2-0
Nov. 3	(3) Wake Forest (2) #&	N42	T, 1-1 (3ot)
Nov. 15	(3) Bucknell \$	H	W, 4-0
Nov. 18	(3) California (11) \$	H	W, 2-1
Nov. 24	(3) Notre Dame (12) \$	H	W, 3-2
Dec. 2	(3) UCLA (22) \$	N43	L, 0-4

2007 (12-8-2, 1-5-2 ACC)

H: 10-2-1 | A: 0-5-1 | N: 2-1

Aug. 31	(5) Columbia	H	W, 5-0
Sept. 2	(5) Richmond	H	W, 2-0
Sept. 7	(3) SMU (9)	A19	L, 1-5
Sept. 9	(3) Tulsa	N19	W, 2-0
Sept. 16	(6) St. John's	H	W, 1-0 (ot)
Sept. 19	(3) Campbell	H	W, 2-1
Sept. 22	(3) NC State	A	T, 2-2 (2ot)
Sept. 25	(4) Mount St. Mary's	H	W, 3-0
Sept. 28	(4) Virginia Tech (16)	H	T, 1-1 (2ot)
Oct. 6	(4) North Carolina	H	W, 2-1
Oct. 12	(4) Clemson	A	L, 1-2
Oct. 16	(7) Florida Atlantic	H	W, 4-2
Oct. 20	(7) Boston College (9)	H	L, 1-2
Oct. 23	(10) Liberty	H	W, 3-0
Oct. 26	(13) Duke (23)	H	L, 1-2
Oct. 30	(14) Mercer	H	W, 4-0
Nov. 3	(14) Maryland (25)	A	L, 1-4
Nov. 9	(21) Wake Forest (2)	A	L, 1-3
Nov. 13	(25) NC State#	N39	W, 4-1
Nov. 14	(25) Boston College (6) #	N39	L, 0-1
Nov. 23	(25) St. Peter's \$	H	W, 3-1
Nov. 28	(25) West Virginia (18) \$	A	L, 0-1

2008 (11-9-1, 4-4-0 ACC)

H: 11-9-1 | A: 3-3 | N: 2-1

Aug. 29	(18) St. John's	H	L, 0-1
Aug. 31	(18) SMU (14)	H	L, 1-3
Sept. 5	George Mason	A	W, 3-2 (2ot)
Sept. 7	Hofstra	H	W, 4-2
Sept. 13	VCU	A	L, 1-3
Sept. 19	NC State	H	W, 5-0
Sept. 23	CCSU	H	W, 4-0
Sept. 26	Virginia Tech	A	W, 2-1
Oct. 3	North Carolina (12)	A	W, 1-0
Oct. 7	(18) Liberty	H	W, 3-0
Oct. 10	(18) Clemson	H	W, 1-0
Oct. 17	(14) Boston College	A	L, 0-1
Oct. 21	(19) Longwood	H	T, 2-2 (2ot)
Oct. 25	(19) Duke	A	L, 0-1 (ot)
Oct. 28	American	H	W, 4-2
Oct. 31	Maryland (4)	H	L, 1-2
Nov. 7	Wake Forest (1)	H	L, 0-2
Nov. 12	Duke (23)#	N39	W, 4-2
Nov. 14	Wake Forest (1)#	N39	W, 3-2
Nov. 16	Maryland (4)#	N39	L, 0-1
Nov. 25	(19) Connecticut (22)\$	H	L, 0-2

2009 (19-3-3, 4-3-1 ACC)

H: 12-2-1 | A: 3-1-1 | N: 4-0-1

NCAA CHAMPIONS ACC CHAMPIONS

Sept. 4	(22) Portland	A	W, 3-0
Sept. 6	(22) Washington	N44	W, 2-1 (ot)
Sept. 11	(16) Duke (19)	H	L, 0-1 (2ot)
Sept. 15	(20) Mount St. Mary's	H	W, 1-0
Sept. 18	(20) Wake Forest (2)	A	W, 1-0
Sept. 22	(11) George Washington	H	W, 2-1 (ot)
Sept. 26	(11) Clemson	H	L, 0-1
Sept. 29	(12) VCU	H	W, 1-0 (2ot)
Oct. 2	(12) North Carolina (5)	A	L, 0-1 (2ot)
Oct. 7	(13) Longwood	H	W, 2-0
Oct. 13	(11) Liberty	H	T, 1-1 (2ot)
Oct. 17	(11) Virginia Tech	A	W, 3-1
Oct. 20	(12) Howard	H	W, 2-0
Oct. 25	(12) Boston College	H	W, 2-0
Oct. 31	(10) Maryland (6)	A	T, 0-0 (2ot)
Nov. 3	(7) American	H	W, 3-0
Nov. 7	(7) NC State (18)	H	W, 1-0
Nov. 11	(6) Maryland (5) #	N39	W, 1-0
Nov. 13	(6) Wake Forest (3) # !	N39	T, 0-0 (2ot)
Nov. 15	(6) NC State (20) #	N39	W, 1-0
Nov. 22	(2) Bucknell \$	H	W, 5-0
Nov. 29	(2) Portland \$	H	W, 1-0
Dec. 4	(2) Maryland (13) \$	H	W, 3-0
Dec. 11	(2) Wake Forest (3) \$	N39	W, 2-1 (ot)
Dec. 13	(2) Akron (1) \$!	N39	W, 0-0 (2ot)

2010 (11-6-3, 2-4-2 ACC)

H: 9-4-1 | A: 1-1-2 | N: 1-1

Sept. 3	(2) UAB	H	W, 2-1
Sept. 5	(2) St. John's (17)	H	W, 5-0
Sept. 11	(2) Duke (7)	A	T, 2-2 (2ot)
Sept. 14	(2) Marist	H	W, 2-0
Sept. 18	(2) Wake Forest (12)	H	L, 0-1
Sept. 21	(5) American	H	W, 2-0
Sept. 25	(5) Clemson	A	W, 1-0
Sept. 28	(3) Longwood	H	W, 2-0
Oct. 1	(3) North Carolina (2)	H	L, 0-1
Oct. 5	(4) Liberty	H	W, 2-1
Oct. 9	(4) Alabama A&M	H	W, 10-0
Oct. 12	(3) James Madison	H	T, 0-0 (2ot)
Oct. 15	(3) Virginia Tech	H	W, 2-1 (ot)
Oct. 22	(3) Boston College (15)	A	T, 1-1 (2ot)
Oct. 29	(5) Maryland (3)	H	L, 0-2
Nov. 2	(10) Campbell	H	W, 4-1
Nov. 6	(10) NC State	A	L, 0-2
Nov. 10	(13) Wake Forest #	N39	W, 1-0
Nov. 12	(13) Maryland (3) #	N39	L, 0-2
Nov. 18	(18) Old Dominion \$	H	L, 0-1

2011 (12-8-1, 4-3-1 ACC)

H: 8-5 | A: 2-1-1 | N: 2-2

Aug. 26	(17) West Virginia (11)	N42	L, 0-1
Aug. 29	Richmond (11)	H	W, 7-1
Sept. 2	Cincinnati (16)	N44	W, 1-0
Sept. 4	Wisconsin (16)	N44	W, 4-2
Sept. 9	(25) Duke (12)	A	W, 1-0
Sept. 13	Liberty (10)	H	L, 0-2
Sept. 16	(19) Charlotte (10)	H	L, 1-2 (ot)
Sept. 20	Radford	H	W, 4-3
Sept. 23	North Carolina (4)	H	L, 0-3
Sept. 30	Clemson	A	W, 2-0
Oct. 7	(2) Maryland (23)	H	W, 2-1
Oct. 11	Navy (18)	H	W, 2-0
Oct. 14	Wake Forest (18)	A	L, 3-4
Oct. 18	Howard (21)	H	W, 2-0
Oct. 21	Virginia Tech (21)	A	T, 0-0
Oct. 25	American (25)	H	W, 2-0
Oct. 29	(13) Boston College (25)	H	L, 1-2
Nov. 3	NC State	H	W, 4-1
Nov. 8	Wake Forest (24) #	H	W, 4-3 (2ot)
Nov. 11	(2) North Carolina (24) #	N39	L, 0-1 (ot)
Nov. 17	(23) Delaware (22) \$	H	L, 0-1 (2ot)

2012 (10-7-4, 3-4-1 ACC)

H: 8-3-1 | A: 2-3-2 | N: 0-1-1

Aug. 24	Georgetown	N42	L, 1-2 (ot)
Aug. 31	California (22)	H	W, 2-1
Sept. 2	UCLA (11)	H	L, 0-1 (ot)
Sept. 7	Duke	H	W, 1-0
Sept. 11	Mount St. Mary's	H	W, 6-1
Sept. 14	Xavier (19)	H	T, 1-1 (2ot)
Sept. 18	Drexel	H	W, 2-0
Sept. 21	North Carolina (8)	A	L, 0-1
Sept. 25	VCU	A	W, 1-0 (2ot)
Sept. 28	Clemson	H	L, 0-2
Oct. 5	Maryland (1)	A	L, 0-1
Oct. 9	High Point (23)	H	W, 2-1
Oct. 12	Wake Forest (15)	H	L, 1-4
Oct. 16	Wright State	H	W, 3-2
Oct. 19	Virginia Tech	H	W, 3-2 (ot)
Oct. 26	Boston College (22)	A	T, 0-0 (2ot)
Nov. 1	NC State	A	W, 2-1 (2ot)
Nov. 6	Wake Forest (13) #	A	T, 2-2 (2ot)
Nov. 9	North Carolina (3) #&	N42	T, 0-0 (2ot)
Nov. 15	Lafayette \$	H	W, 1-0
Nov. 18	New Mexico (9) \$	A	L, 1-3

2013 (13-6-5, 4-3-4 ACC)

H: 10-2-2 | A: 3-2-2 | N: 0-2-1

Aug. 30	(20) Louisville (10)	H	L, 1-2
Sept. 2	(20) St. John's (19)	H	W, 2-0
Sept. 6	(21) Clemson	A	L, 0-2
Sept. 13	Wake Forest (15)	A	L, 2-3
Sept. 17	George Mason (23)	H	W, 3-0
Sept. 20	NC State	H	T, 3-3 (2ot)
Sept. 24	Providence	H	W, 4-0
Sept. 28	Syracuse (24)	A	W, 2-0
Oct. 1	VCU (23)	H	W, 2-1 (2ot)
Oct. 4	Pittsburgh	H	W, 5-0
Oct. 8	(23) Duke	A	T, 0-0 (2ot)
Oct. 11	(23) Maryland (5)	H	T, 3-3 (2ot)
Oct. 18	(19) Virginia Tech	A	T, 1-1 (2ot)
Oct. 26	(23) Notre Dame (2)	A	W, 2-0
Oct. 29	(11) UNC Greensboro	H	W, 2-1 (ot)
Nov. 1	(11) North Carolina (23)	H	L, 0-1
Nov. 8	(12) Boston College	H	W, 1-0 (ot)
Nov. 12	(12) Wake Forest (9) #	A	W, 1-0 (ot)
Nov. 15	(12) Notre Dame (1) #!	N42	T, 3-3 (2ot)
Nov. 17	(12) Maryland (4) #	N42	L, 0-1
Nov. 24	(8) St. John's \$	H	W, 2-0
Dec. 1	(8) Marquette (9) \$	H	W, 3-1
Dec. 6	(8) Connecticut (6) \$	H	W, 2-0
Dec. 13	(8) Maryland (4) \$	N45	L, 1-2





ALL-TIME RESULTS

2014 (14-6-3, 3-3-2 ACC)

H: 8-2-1 | A: 3-4-2 | N: 3-0

NCAA CHAMPIONS

Aug. 29	(3) Old Dominion(20)	H	W, 1-0 (ot)
Sept. 5	(3) Tulsa	A	L, 0-1 (2ot)
Sept. 7	(3) UAB (18)	N	W, 2-1
Sept. 12	(15) Virginia Tech	H	W, 1-0
Sept. 15	(15) VCU	H	W, 1-0
Sept. 21	(7) Notre Dame (5)	H	T, 1-1 (2ot)
Sept. 24	(7) Davidson	H	L, 1-2
Sept. 27	(2) Syracuse (18)	A	L, 0-1
Sept. 30	(19) James Madison	H	W, 2-1 (ot)
Oct. 4	(19) Pittsburgh	A	W, 3-0
Oct. 7	(14) George Mason	A	W, 1-0
Oct. 11	(14) Duke	H	W, 1-0
Oct. 17	(10) Clemson	A	L, 1-2
Oct. 21	(22) Radford	H	W, 3-0
Oct. 24	(22) Wake Forest	H	L, 1-2
Nov. 1	(21) North Carolina (3)	A	T, 1-1 (2ot)
Nov. 5	Virginia Tech #	H	W, 1-0
Nov. 9	Notre Dame (4) #	A	L, 0-3
Nov. 23	(16) UNCW \$	H	W, 3-1
Nov. 30	(16) Notre Dame (1) \$	A	W, 1-0
Dec. 6	(16) Georgetown (8) \$	A	T, 1-1 (2ot)
Dec. 12	(16) UMBC \$	N39	W, 1-0
Dec. 14	(16) UCLA (2) \$	N39	W, 0-0 (2ot)

*** Tie in National Championship game goes down as a win per NCAA Rule***

2015 (10-5-3, 4-2-2 ACC)

H: 8-1-2 | A: 2-4-1 | N: 0-0

Aug. 29	(2) Charlotte (17)	H	W, 1-0
Sept. 4	(2) Tulsa	H	T, 1-1 (2ot)
Sept. 8	(5) George Mason	H	W, 2-1
Sept. 11	(5) Duke	A	T, 2-2 (2ot)
Sept. 15	(6) James Madison	H	W, 2-0
Sept. 18	(6) NC State (20)	H	W, 1-0
Sept. 21	(4) VCU	A	W, 1-0
Sept. 25	(4) Notre Dame (14)	A	L, 1-3
Oct. 2	(11) Louisville	H	W, 3-2
Oct. 5	(10) Portland	H	W, 3-2
Oct. 9	(10) Boston College	A	L, 1-2
Oct. 13	(12) American	H	L, 0-1
Oct. 16	(12) Pitt	H	W, 3-1
Oct. 23	(16) Virginia Tech	A	W, 1-0
Oct. 30	(13) North Carolina (5)	H	T, 0-0 (2ot)
Nov. 8	(13) Notre Dame (9) #	A	L, 0-1
Nov. 19	Rider \$	H	W, 2-0
Nov. 22	Maryland (10) \$	A	L, 0-1

2016 (11-4-5, 3-2-3 ACC)

H: 9-0-4 | A: 2-4-1 | N: 0-0

Aug. 26	(17) Coastal Carolina (21)	H	W, 2-1
Sept. 2	(12) Xavier	H	T, 1-1 (2ot)
Sept. 5	(12) James Madison	A	W, 3-1
Sept. 10	(13) Wake Forest (16)	A	L, 0-1 (ot)
Sept. 14	(17) VCU	H	W, 3-0
Sept. 17	(17) Clemson (6)	H	T, 3-3 (2ot)
Sept. 24	(16) Louisville (13)	A	L, 1-6
Sept. 27	Cornell	H	W, 3-0
Sept. 30	Virginia Tech (18)	H	T, 0-0 (2ot)
Oct. 4	Hofstra	H	W, 1-0
Oct. 7	North Carolina (4)	A	W, 2-1
Oct. 11	(21) Radford	H	T, 1-1 (2ot)
Oct. 14	(21) Notre Dame (2)	H	W, 1-0
Oct. 18	(16) William & Mary	H	W, 3-0
Oct. 21	(16) Pitt	A	T, 0-0 (2ot)
Oct. 28	(17) Duke	H	W, 1-0
Nov. 2	(17) NC State #	H	W, 1-0
Nov. 6	(17) Louisville (10) #	A	L, 0-1
Nov. 20	(12) Vermont \$	H	W, 2-1 (2ot)
Nov. 27	(12) Stanford (5) \$	A	L, 0-1 (2ot)

2017 (12-4-5, 3-2-3 ACC)

H: 11-3-1 | A: 1-1-3 | N: 0-0-1

Aug. 25	(13) Villanova	H	W, 3-2 (2ot)
Aug. 31	(12) Hofstra	H	W, 4-0
Sept. 4	(12) UNCW	H	W, 2-1 (ot)
Sept. 8	(11) Syracuse (7)	H	T, 2-2 (2ot)
Sept. 12	(11) Marquette	H	W, 2-0
Sept. 15	(12) Virginia Tech	A	W, 2-1
Sept. 22	(9) North Carolina (7)	H	L, 1-2 (ot)
Sept. 25	(9) Davidson	H	W, 2-1
Sept. 29	(10) Notre Dame (7)	A	T, 1-1 (2ot)
Oct. 2	(10) Portland	H	W, 2-1
Oct. 6	(11) Boston College	H	W, 1-0
Oct. 10	(10) Lehigh	H	W, 4-2
Oct. 13	(10) NC State	A	T, 0-0 (2ot)
Oct. 17	(10) Radford	H	L, 0-1
Oct. 20	(10) Pittsburgh	H	W, 2-1 (2ot)
Oct. 27	(13) Duke (18)	A	L, 0-1
Nov. 1	(16) Boston College #	H	W, 4-0
Nov. 5	(16) Louisville (6) # !	A	T, 0-0 (2ot)
Nov. 8	(17) Notre Dame (13) #	H	W, 2-1
Nov. 12	(17) Wake Forest (1) # &	N46	T, 0-0 (2ot)
Nov. 19	(8) Fordham \$	H	L, 0-1

2018 (10-4-3, 3-2-2 ACC)

H: 7-3-2 | A: 3-1-0 | N: 0-0-1

Aug. 24	(15) New Hampshire (19)	H	W, 1-0
Sept. 3	(7) Maryland	N47	T, 0-0 (2ot)
Sept. 7	(10) Virginia Tech (21)	H	T, 1-1 (2ot)
Sept. 11	(19) Marshall	H	W, 1-0
Sept. 18	(22) FIU	H	W, 2-0
Sept. 21	(22) Syracuse	A	W, 2-0
Sept. 26	(11) Pittsburgh	A	W, 2-0
Oct. 2	(10) Wright State (22)	H	W, 2-1
Oct. 5	(10) Duke (23)	H	L, 0-2
Oct. 8	(10) Denver (5)	H	W, 3-0
Oct. 12	(14) Clemson	A	W, 4-1
Oct. 16	(6) Radford	H	W, 2-1
Oct. 20	(6) Wake Forest (1)	H	L, 2-3
Oct. 23	(6) Notre Dame (23)	H	T, 0-0 (2ot)
Oct. 31	(7) Pittsburgh #	H	L, 0-2
Nov. 18	(11) Furman \$	H	W, 2-0
Nov. 25	(10) Notre Dame (7) \$	A	L, 0-1

2019 (21-2-1, 6-1-1 ACC)

H: 15-1 | A: 3-0-1 | N: 3-1-0

ACC CHAMPIONS

Aug. 30	(12) Pacific	H	W, 2-0
Sept. 2	(12) Maryland (1)	N47	W, 2-0
Sept. 7	(7) High Point	H	W, 1-0
Sept. 13	(6) at Duke (2)	A	W, 3-1
Sept. 17	(5) Radford	H	W, 1-0
Sept. 20	(5) NC State	H	W, 2-0
Sept. 23	(5) Western Michigan	H	W, 1-0 (ot)
Sept. 28	(3) at Notre Dame (21)	A	W, 1-0
Oct. 1	(1) George Washington	H	W, 3-0
Oct. 4	(1) Louisville (24)	H	W, 2-0
Oct. 11	(1) at Boston College	A	T, 1-1 (2ot)
Oct. 15	(1) James Madison (18)	H	W, 1-0
Oct. 18	(1) Pittsburgh	H	L, 0-2
Oct. 22	(6) Saint Louis	H	W, 3-0
Oct. 25	(6) at Virginia Tech (25)	A	W, 2-0
Nov. 1	(4) North Carolina	H	W, 2-1 (ot)
Nov. 10	(4) Syracuse #	H	W, 2-1
Nov. 13	(2) Wake Forest (7) #	H	W, 1-0
Nov. 17	(2) Clemson (1) #	N39	W, 3-1
Nov. 24	(1) Campbell (24) \$	H	W, 2-0
Nov. 30	(1) St. John's (14) \$	H	W, 3-0
Dec. 6	(1) SMU (5) \$	H	W, 3-2 (ot)
Dec. 13	(1) Wake Forest (9) \$	N39	W, 2-1
Dec. 15	(1) Georgetown (3) \$	N39	L, 3-3

*** Tie in National Championship game goes down as a loss as a result of the penalty kick shootout, per NCAA Rule ***

2020 (7-8-1, 4-7-1 ACC)

H: 6-3-0 | A: 1-4-1 | N: 0-1-0

Oct. 9	(5) Louisville	H	W, 3-2 (2ot)
Oct. 14	(5) Virginia Tech	A	T, 1-1 (2ot)
Oct. 18	(5) Pitt	H	L, 2-3 (ot)
Oct. 24	Notre Dame	A	L, 1-2 (2ot)
Oct. 30	Syracuse	H	W, 1-0
Nov. 6	Virginia Tech	H	L, 0-1
Nov. 15	Wake Forest (2) #	A	W, 2-0
Nov. 18	Clemson (2) #	N25	L, 1-2
March 2	George Mason	H	W, 3-0
March 7	Notre Dame	H	W, 1-0
March 13	North Carolina	A	L, 0-2
March 19	(24) Virginia Tech	H	W, 2-0
March 23	Central Arkansas	H	W, 1-0
March 28	Duke	H	L, 1-3
April 2	Louisville	A	L, 1-2
April 8	Pittsburgh (1)	A	L, 0-5

Season split into spring/fall segments due to CoVID19 pandemic

Legend

- 1 — at Salem, Va.
- 2 — at Lynchburg Tournament, Lynchburg, Va.
- 3 — at Lynchburg, Va.
- 4 — at Roanoke, Va.
- 5 — at Lexington, Va.
- 6 — at Harrisonburg, Va.
- 7 — at Loyola Tournament, Towson, Md.
- 8 — at UMBC Tournament, Catonsville, Md.
- 9 — at William & Mary Classic, Williamsburg, Va.
- 10 — at Old Dominion Classic, Norfolk, Va.
- 11 — at Akron Tournament, Akron, Ohio
- 12 — at Fairfax, Va.
- 13 — at USF Tournament, San Francisco, Calif.
- 14 — at adidas/Met Life Classic, Bloomington, Ind.
- 15 — Coca-Cola Classic, Charlottesville, Va.
- 16 — at McDonald's Classic, Tampa, Fla.
- 17 — at Met Life Classic, New Brunswick, N.J.
- 18 — at Mayor's Cup XII, Oneonta, N.Y.
- 19 — at SMU Soccer Classic, Dallas, Texas
- 20 — at Durham, N.C.
- 21 — at adidas Ethel M Classic, Las Vegas, Nev.
- 22 — at Clemson, S.C.
- 23 — at Pacific West Classic, Stanford, Calif.
- 24 — at New Brunswick, N.J.
- 25 — at Chapel Hill, N.C.
- 26 — at Tampa, Fla.
- 27 — Lanzer/Sheraton Classic, Charlottesville, Va.
- 28 — at Davidson, N.C.
- 29 — at Richmond, Va.
- 30 — adidas Invitational, Charlottesville, Va.
- 31 — at Kissimmee, Fla.
- 32 — at Fila Invitational, Fullerton, Calif.
- 33 — at Virginia Beach, Va.
- 34 — at Winston-Salem, N.C.
- 35 — at Pacific Soccer Classic, Westwood, Calif.
- 36 — Virginia Soccer Classic, Charlottesville, Va.
- 37 — Fila/Maryland Classic, College Park, Md.
- 38 — at Christopher Newport, Newport News, Va.
- 39 — at Cary, N.C. at SAS Soccer Stadium.
- 40 — Saint Louis Nike Classic, Saint Louis, Mo.
- 41 — UCSB Adidas Classic, Santa Barbara, Calif.
- 42 — Germantown, Md.
- 43 — College Cup, St. Louis, Mo.
- 44 — Hilton Garden Hokie Invitational, Blacksburg, Va.
- 45 — College Cup, Chester, Pa.
- 46 — Charleston, S.C.
- 47 — Audi Field, Washington, D.C.
- @ — Virginia State Tournament
- # — Atlantic Coast Conference Tournament
- \$ — NCAA Tournament
- ! — advanced or won because of penalty kicks
- & — did not advance or lost because of penalty kicks

Beginning in 1980, the number in front of the opponent name indicates Virginia's ranking in the Soccer America poll coming into the game. The number following the opponent name indicates its ranking.





LETTERWINNERS

A

Faris Abdi 2017
 Daniel R. Abramson 1967-68-69
 Robin Afameufna 2016-17-18-19
 Leo Afonso 2020
 Michael Agesen 1980
 Brad Agoos 1989-90-91-92
 Jeff Agoos 1986-88-89-90
 Chris Agorsor 2008-09
 Julian Aguilar 2020
 Pablo Aguilar 2014-15-16-17
 William H. Albrecht 1941
 Chris Albright 1997-98
 Jordan Allen 2013
 Albert Amsterdam 1941-44
 Julian Anderson 2020
 Kenny Arena 1999-00-01-02
 Ernest A. Arend 1951
 Mark T. Aronson 1980
 Robert H. Aronson 1966-67-68
 Mehmet A. Atakan 1965
 Eric Y. Atanda 1979-81-82
 Roberto Atanda 1991
 Alfredo Aunon 1977
 Jose I. Aunon 1977
 Matt Ayotte 2004-05-06-07

B

Steve Baer 1982-83-84
 Tom Baker 1993-94-95-96
 John T. Bakhaus 1967-68
 Phillip D. Barksdale 1954-55-56
 Thomas Ball 1947-48-49
 Taylor Barada 1993
 Daniel Barir 2015-16-17-18
 Jeremy Barlow 2004-05-06-07
 Neil Barlow 2006-07-08-09
 Robert H. Barnard 1949-51
 Sheldon Barnes 1998-99-00-01
 Peter Barres 1956-57
 Jon S. Barrett 1953
 Shawn Barry 2008-09
 Brian Bates 1990-91-92-93
 Will Bates 2009-10-11-12
 José Bauza 1976-77-78-79
 Allston P. Bayless 1961
 Geoffrey B. Beardall 1948-49
 Joe Bell 2017-18-19
 Noel G. Belli 1972-73
 P.J. Benavides 1953-54
 Harry K. Benham 1959-60-61
 Scott D. Benjamin 1973
 Matt Beran 1998, 2001
 Nick Berhold 2020
 Ryan Best 2003
 Jan Beyan 1950
 Bernard D. Bialzak 1977
 Neil Bianco 1998, 2000
 Fred H. Billups 1958-59
 Eric Bird 2011-12-13-14
 Robert Blanchard 1951-52-53
 Sam Bloom 1989
 Dr. Frederick Bode 1941
 Olin P. Boone 1946-47
 Kenneth D. Bornstein 1946
 Ryan Borst 1994-95-96
 S. Davis Bowman 1967-68-69-70
 Samuel Bradbury 1962-63-64
 Beau Bradley 2019, 2020
 Craig Brannan 1990-91-92
 N.E. Brassert 1953-54-55
 Harry A. Braswell 1974
 Mark E. Brcic 1980-81-82-83
 John Bretherton 1947-48-49-50
 David L. Brillhart 1979-80-81-82
 Calle Brown 2013-14
 Matt Brown 2011-12-13-14
 U.T. Brown, Jr. 1955-57
 Douglas S. Bruce 1946-47-48-49
 Stephen K. Brunett 1980-81
 Francis L. Buck 1964

C

Rafael Caipo 2020
 Jeff Caldwell 2014-15-16-17
 Jorge F. Camacho 1976
 Harry W. Campbell 1960-61-62
 Thomas H. Campbell 1966
 W.A. Campbell 1957-58
 A.M. Caputo 1961-62
 Brian L. Carney 1976-77-78
 Zach Carroll 2012-13
 Hill Carter 1964-66
 Robert Caskey 1950-51-52
 Jeff Causey 1990-91-92-93
 James Chamberlin 1954
 Robert Chamberlin 1956-57
 Michael Chamowitz 1966
 Scott Champ 1989-90-91
 Duncan D. Chaplin 1949
 Cameron Chavira 2010-11-12
 Matt Chulis 1995-96-97-98
 Joseph W. Chorlton 1946-47-48
 William Citron 2020
 David Cockley 1963-64-65
 William A. Cohen 1966
 Sheldon L. Cohn 1974-75-76
 Nico Colaluca 2004-05-06
 Jonathan Cole 1999-00-01-02
 David Comfort 1999-00-01-02
 Jay D. Connor 1968-69-70-71
 Shane Cooke 2010-11-12
 Paul D. Corbin 1972-73-74
 Nicko Corriveau 2013-14-15-16
 Dalton Couig 1947-48-49
 David Cox 1992-93
 Philip D. Crane 1968-69-70-71
 Ben Crawley 1989-90-91-92
 Adam Cristman 2003-04-05-06
 Nathaniel Crofts 2017-18-19-20
 Blake Cronin 1991
 Samuel Crosby 1969-70-71-72
 Steve Crosby 1973
 William Cross 1952
 Charles T. Cudlip 1962
 Julian Cummings 2015-16-17
 Geoffrey Curme 1970-71-72
 T.J. Cyrus 2007-08-09-10

D

David Damiani 1988-89
 C. Peyton Daniel 1947-48-49
 Marcel DaSilvia 2018
 William A. Davidson 1964-65-66
 Doug Davies 1984-85-86
 Bruce B. Davis 1973
 Robert Davis 1948
 Thomas K. Dawes 1970
 Barry P. Day 1981-82
 William C. DeBrun 1966
 Jay Del Carmen 1984-85-86-87
 Kenneth Denbroeder 1963-64-65
 George Denison 1941-42
 Gael deTigny 1962
 Max Diamond 2018
 David M. Dickey 1978-79-80-81
 Roger Dierman 1956
 Daryl Dike 2018-19
 Nino DiMaggio 2005-06-07-08
 Ari Dimas 2009-10-11
 Kirk Dinnall 2001-02-03-04
 Malcolm Dixon 2015
 Irakoze Donasiyano 2017-18-19-20
 Marcus Douglas 2010-11-12

Daniel J. Doyle 1981-82-84
 George N. Dreybus 1978-79
 Steven L. Driever 1966
 Curtis Bush 1998-99-00-01
 Warner L. Butler 1959
 Jeff Bynum 1987-88-89
 Isaiah Byrd 2020

E

Roderigo Escobar 1974
 Keith N. Eshleman 1976-77
 Alecko Eskandarian 2000-01-02
 Derrick Etienne 2015
 Jordan Evans 2008-09
 Louis Evans 2020

F

Victor Falck 2016
 Drew Fallon 1986-88-89
 Bruce C. Farrell 1960-61-62
 Luke Fatton 2014
 Sean Feary 1993-94-95-96
 Chris Fehrle 2001
 Mike Feller 1998-99-2000
 Dudley P. Felt 1958-59-60
 Sean Feeney 2001-02
 John C. Ferguson 1958-59
 John Fernald 1951
 Prosper Figbe 2017-18
 Fred Fischel 1951
 Brian D. Fisher 1961-62
 Mike Fisher 1993-94-95-96
 Jeffrey P. Fishwick 1965
 David Fitzmaurice 1993-94-95
 Scott Ford 1992
 Mike Forensich 1998
 William R. Forrester 1963-64
 Patrick Foss 2013-14-15-16
 Hayes Fountain 2016-17
 Sam Franklin 1994-95-97-98
 Nate Friends 1992-93-94
 Hunter Freeman 2002-03-04
 Edward L. Funk 1962

G

Jeff Gaffney 1982-83-84-85
 Jeff Gal 2013
 Jay Gardiner 1965
 Alfredo P. Gaudry 1978-79-81
 John R. Gaughen 1969-70-71-72
 James W. Geissal 1951
 Butch Gelnovatch 1986-87
 George Gelnovatch 1983-84-85-86
 Frank George 1964-65
 Oliver Gerbig 2020
 William Gerstmyer 1976-77-78
 Michael Gialombardo 2006-07-08
 Ryan Gibbs 1999-00-01-02
 Joan Gibert Fuertes 2020
 Colin Givens 2007
 James O. Glaser 1969-70
 James S. Golden 1941
 Michael Green 1996-97-98
 William Greenhalgh 1946-48-49
 Carter T. Gunn 1968
 Axel Gunnarsson 2019-20

H

Will Hall 2003-04-05-07
 Charles G. Hollowell 1976
 Bret Halsey 2018-19-20
 Robert C. Hammett 1966
 Cabrel Happi Kamseu 2018-19-20
 Will Hare 2014
 John Harkes 1985-86-87
 Victor Harper 1960
 David Harrison 1964
 Drew Harrison 2003-04-05-06
 John Hartman 2001-02-03-04
 Kenneth Harvey 1964-65
 Aaron Hass 2002
 Sam Hayward 2014-15
 William Hazelgrove 1954-55-56
 Ian N. Hemming 1947-48
 John G. Hendrickson 1949
 R. Page Henley 1955-56-57
 Tom Henske 1991-92-93
 Randolph L. Herring 1965
 Zane Hill 2001-02-03-04
 Sean Hiller 2009-10-11
 Colson H. Hillier 1953-54-55
 Sean Hinkle 2003-04-06
 Todd Elliott Hitt 1983-84-85-86
 Jay Alan Hobbs 1965-66
 Harry Hobson 1956-57
 William Hochstetler 1976-77-78
 Scott Hodge 1996
 John H. Hodges 1968
 William Hodill 1941-42
 William D. Hodson 1979-80
 Thomas Hofheimer 1954-55
 Ian Holder 2003-04-05-06
 Douglas Holladay 1966
 J.T. Holland 1952
 Robert K. Hopkins 1953
 Daniel Horton 1982-83-84-85
 Philip Horton 2019-20
 Thomas O. Hunter 1952-53-54
 Robert L. Hurley 1948
 P. Hutchinson 1951-52-53
 Mike Huwiler 1990-91

I

Kaya Ignacio 2020
 Justin Ingram 2017-18
 Erik Imler 1989-90-91-92
 Jamie T. Irvine 1960-61
 Timothy R. Ives 1948-49
 Edward L. Ivy 1949

J

Aaron James 2018-19
 Brian James 2012-13
 Mark H. Jander 1953
 Mike Jarosi 1987-89
 Henry E. Jenkins 1946
 Liam Jenkins 2017
 Tom Jenkins 1987
 Howard B. Johnson 1949-50
 Paul Johnson 2002-03-04
 Allan G. Johnston 1966
 C. Jones 1952-53
 Connor Jones 2018
 Page Jones 1982
 Charles W. Joseph 1955-56-57
 George A. Julius 1946-47
 Hunter Jumper 2008-09-10-11





LETTERWINNERS

K

Robert W. Kaiser.....1958-59
 Aboubacar Keita.....2018
 Kris Kelderman.....1987-88-89-90
 E. Polk Kellam.....1962-63-64
 Thomas Kelley.....2002
 Ryan Kelly.....2000-01-02
 Steve Kennelly.....1969-70-71
 Randall A. Kerr.....1973-74-75-76
 Henry Kessler.....2017-18-19
 Russell D. Ketcham.....1966-67-68
 Jeffrey Kersch.....1968
 Jason Kim.....2007
 Stephen C. Kleinman.....1965-66-67
 Walter Klingman.....1957-59-60
 Edwin L. Knetzger.....1970-71-72
 John (Jack) Koester.....1970
 Jean-Christophe Koffi.....2015-16-17
 Andrew Kress.....1986
 James M. Kriegh.....1973-74-75-76
 Gordon M. Krusen.....1950-51-52
 Tim Kunihiro.....1989-90-91-92
 Frederick W. Kunkle.....1966
 Bay Kurtz.....2016
 Brad Kurtz.....2018
 James K. Kuser.....1950-51-52

L

Ross LaBauex.....2006-07-08-09
 Luis R. Lacau.....1949
 Spencer LaCivita.....2011-12
 Chris Lake.....1993
 Floyd Lankford.....1958-59-60
 Bill Lanza.....1996
 J. Henry Latcham.....1941-42
 Matt Laughlin.....1997
 Jacob LeBlanc.....2000-01-02
 Charles V. Lecraw.....1973-74-75
 Anthony W. Lederer.....1951-52
 Robert Legnini.....1968-69
 James E. Lehan.....1949
 Keith Lenert.....1982-83-84-85
 Riggs Lennon.....2013-14-15
 Marshall Leonard.....1998-99-00-01
 Matt Leonard.....1995-96-97
 John C. Levy.....1955
 Felipe Liberos.....2010-11
 Bryan Lima.....2010-12-13-14
 Mike Littlefield.....2003-04
 Pepe Llontop.....1979-80
 Jay Lodge.....1985-87-88-89
 Phillip Long.....2002
 Dan Louisignau.....2007-08
 James T. Lowdon.....1946-47
 Terrell Lowe.....2016
 Kermit Lowrey.....1954
 Douglas S. Luke.....1963
 Geoff Lundy.....1972-73
 William F. Lyle.....1947

M

Peter B. MacKeith.....1977-78-79-80
 Robert MacKenzie.....1947-48
 Barclay Macon.....1967
 Darius Madison.....2012-13-14
 John Maessner.....1987-88-89-90
 David Mancuso.....1987
 Leon Maric.....2016-17
 Edwin H. Marks.....1969-70-71
 John D. Marsellus.....1957-58-59
 Robert P. Martin.....1953
 Kyle Martino.....1999-00-01
 Edward Mattews.....1946
 Neil F. Maune.....1951
 Thomas F. Maxwell.....1963-64
 Brett Mayer-Aschhoff.....2001-02
 Kevin McBride.....2010-11-12-13
 John T. McCann.....1981-82-83-84
 Richard McConnell.....1949
 Kyle McCord.....2011-12-13-14
 T.W. McGinley.....1952-53
 Fred J. McGlynn.....1968-69-70-71
 Sean McGlynn.....1985-86-87-88
 John B. McKinney.....1951
 P.F. McNamee.....1975-76-77-78
 C. Wilson McNeely.....1961
 Thomas McSpirtt.....1984-85
 Mike McQuatters.....1998
 Martin J. Meaney.....1971-72-73-74
 Samuel Meeks.....1941
 Chris Megaloudis.....2001
 John P. Mehrtens.....1968-69
 Lucas Mendes.....2016
 Tony Meola.....1988-89
 David Meriwether.....1963-64-65
 Robert Mettler.....1960
 Keith D. Meyer.....1981-82-83-84
 Leigh B. Middleitch.....1948-49-50
 Brian R. Miller.....1975
 Carl Miller.....1946
 William Miller.....1942
 Matt Mills.....2011-13-14
 Robert Milward.....1958
 Raleigh C. Minor.....1957
 Matt Miscione.....2010-12
 Matt Mitchell.....2006-07-08
 Chris Moke.....2013
 Greg Monaco.....2008-09-10-11
 Channing Moore.....1961-62-63
 Jason Moore.....1997-98
 Nathaniel H. Morison.....1955-56-57
 M. Moutinho.....1952
 Pat Mugler.....1987-88
 C. Roy Munde.....1950-51-52
 Sean Murnane.....2009-10-12
 Dane Murphy.....2004-05-06-07

N

Ken Najder.....1981
 Chase Neinken.....2007-08-09
 Richard A. Nelson.....1965
 Robert E. Nevett.....1950-51
 David Newman.....2007-08
 Tain Nix.....1992-93-94
 Jerren Nixon Jr.....2016-17-19
 Philip Norris.....1946
 Bernard Norton.....1946
 Sergi Nus.....2016-17
 Kennedy Nwabia.....2017-18

O

Paul L. O'Brien.....1950-51-52
 Drew O'Donnell.....1996-97-98-99
 Nate Odusote.....2014-15-16-17
 Kevin Ogudugu.....2020
 Gifford Okatah-Boi.....2004-05
 Simeon Okoro.....2015-16-17-18
 Ben Olsen.....1995-96-97
 Matt Oliver.....2001-02-03-04
 Curt Onalfo.....1987-88-89-90
 Edward Opoku.....2015-16-17
 Matt Owen.....2009
 Brian Ownby.....2008-09-10-11

P

Kim Partenheimer.....1973-74
 Kenneth Patton.....1961
 Spencer Patton.....2018-19-20
 Peter Pearson.....2014-15-16
 Clint Peay.....1991-92-93-94
 Bill Peters.....1965-66
 Mark Peters.....1994-95
 Ryan Peterson.....2017
 David Y. Peyton.....1970-71-72-73
 Scott B. Peyton.....1971-72
 Scott Platenberg.....1986-87
 E. Bronson Platt.....1968
 Jordan Poarch.....2012
 Brandon Pollard.....1992-93-94-95
 Peter B. Polonsky.....1978-79-80-81
 Matt Poole.....2005-06-07-08
 David I. Powell.....1978-79-80
 Jack Powell.....1950
 Thomas C. Praktish.....1976-77-78
 M. Prey.....1951
 Theodore W. Price.....1961-62
 Chad Prince.....1997-98-99-2000
 Tim Prisco.....1995-96
 Orest (Rocky) Prockiw.....1956-58
 Robert B. Purcell.....1965-66
 John Putnam.....1958

R

Alex Rando.....2020
 Jack Ray.....1953
 William A. Ray.....1962-63-64
 Robert Reed.....1958-59-60
 Key Reid.....1993-94-95
 Diego Restrepo.....2009-10
 Yannick Reyerling.....2005-06-07
 Claudio Reyna.....1991-92-93
 Herbert Y. Reynolds.....1958-59-60
 Mark Reynolds.....1975-76
 Calvin Rezende.....2011
 Connor Rezende.....2011
 Alkus I. Riesenburger.....1942
 Manuel Rionda.....1946
 Mark Riehl.....1975-76-77-78
 Benito B. Rish.....1941-42
 A.E. Robertson.....1951-52
 Xavier Rock.....2007
 Ahkeel Rodney.....2009-10
 Jose (Dan) Rojas.....1954-55
 Mike Rogers.....1974-75-76-77
 Robby Rogers.....2005-06-08
 Bruce Rollinson.....1954-55
 Larry Rose.....1973
 David Rosenbaum.....2004
 Alan H. Rosenthal.....1963-64
 Michael C. Ross.....1967
 Barret T. Rossie.....1975-76
 Peyton Rowan, Jr.....1958-59
 Lionel L. Rowe.....1954-55
 Jake Rozhansky.....2014-15
 Kyle Rudzinski.....2004-05-07
 Alexander H. Ruhl.....1948
 Philip M. Russell.....1970-71-72-73

S

Houston M. Sadler.....1958-59
 Yuri Sagatov.....1995-96-97
 Marcus Salandy-Defour.....2012-13-15-16
 Adam H. Salladin.....1981-82-83
 Richard Sanders.....1972-73-74-75
 Lee Sandwina.....2005-06
 Mike Sanchez.....1988
 Paul H. Saylor.....1961-62-63
 Manny Scere.....2014-15
 Tom Schildwacher.....1968-69-70
 Michael Schnabel.....1982-83-84-85
 Andriy Shapowal.....1994-95-96-97
 John R. Sheffield.....1946-47-48
 John R. Sherry.....1969-70
 William Shmiedeiser.....1950
 Steven D. Shor.....1980-81
 Zola Short.....2004-05-06-07
 Colin Shutler.....2017-18-19-20
 Damian Silvera.....1992-93-94-95
 Joel Silverberg.....1956-57
 Grant Silvester.....2011-12-13-14
 Jimmy Simpson.....2008-09-10
 Chefik Simo.....2003-04
 Robert Simonton.....1984
 Kevin M. Sims.....1975-76-77-78
 Kyle Singer.....1999-00-01
 Brian Siracusa.....1991-92
 Mike Slivinski.....1993-96
 Karter Smith.....2007-08
 V. Scott Smith.....1977-78-79-80
 Warren Lister Smith.....1958-59
 Sheridan G. Snyder.....1956-57-58
 William C. Snyder.....1955
 Eric Solomon.....1999-00-01-02
 Chris Somerville.....2011-12
 William Sommerfield.....1959-60-61
 Randy Soules.....1969
 Bakary Soumare.....2006
 R. Michael Sorensen.....1967-68-69
 Brian Span.....2010-11
 Frederick L. Spencer.....1951
 Michael E. Stack.....1977-78-79-80
 Daniel Steedman.....2018-19
 Richard A. Steeneck.....1961-62-63
 Steven Steinberg.....1974-77
 James R. Stephens.....1964-65
 Slobodan Sterdteвич.....1968
 Robert Stevens.....1982-83
 Robert I. Steward.....1982-83-84-85
 James V. Stout.....1975-77
 Wesley Suggs.....2014-15-16
 Kyler Sullivan.....2011-12-13-14
 Sheldon Sullivan.....2014-15-16-17
 John Sylvester.....1986-87-88
 Barna Szabo.....1961-62-63

T

Ahdan Tait.....2018
 Joaquin Targhetta.....1997
 Bradley A. Taylor.....1979
 John S. Taylor.....1967-68-69
 Raheem Taylor-Parkes.....2016-17
 Tony Tchani.....2008-09
 Jack Tcherkezian.....1958
 Henry Tembon.....2007
 Frank Teng.....1941
 Gentry W. Thatcher.....1960-62
 Randy Thomas.....1974-75-76
 Scott Thomsen.....2012-13-14-15
 Chris Tierney.....2004-05-06-07
 Jon Titchener.....1989
 Chris Tolomeo.....1980-81-82-83
 Steve Totten.....1998-99-00-01
 Ryan Trout.....1997-98-99-2000
 Nils C. Trulsson.....1952-53-56
 Jeff Tuman.....2001-02-03-04
 Howard Turk.....2008-09
 Ulysses G. Turner, III.....1957-58





LETTERWINNERS

U

Andreas Ueland2019-20

V

Ernest C. Vaughan 1966
 Jeremy Verley..... 2020
 Michael Vermillion.....1961-62
 Scott Vermillion.....1995-96-97
 C. Brian Vernon..... 1981-82-83-84
 George B. Vest 1950-51-52
 Joe Vide 2002-03-04
 Joe Villanueva..... 2002
 Jonathan Villanueva..... 2006-07-08-09
 Brantley P. Vitek 1982-83-84-85
 Paul K. Voigt..... 1976
 Mike Volk 2009-10-11
 Michael Volpe 1982-83-84-85
 Arthur B. Voorhees 1941

W

Rudy Wachsman 1956
 Wesley Wade2015-16
 Harry Wainwright 1966
 David M. Wakelee1948-49
 Yoga E. Wallace 1980-81-82-83
 William A. Wallace.....1959-60
 William A. Wallace..... 1979-80-81
 Billy Walsh.....1994-95-96
 Gregory Washburn 1973
 Chris Warden 1965
 Mark Wayland1987-88-89
 Matt Wayland..... 1989
 Ross Weber..... 1977
 Matt Weiler 2008
 Brian West.....1996-97
 Todd Wharton 2012-13-14-15
 Ben G. Whipple1973-74
 B.T. White.....1952-53-54
 Charlie White1972-73
 Peter White..... 1947-49-50
 Will Whorton 2009
 Roger Wilkenoh..... 1954
 Bob Willen 1984-85-86-87
 Matt Williams.....2004-05-06-07
 Richie Williams 1988-89-90-91
 Richard L. Williams.....1946-47
 Julien H. Williams..... 1966
 Judson T. Williams1969-72
 William Williams1973-74
 Robert Wilson 1959
 Lloyd M. Witkind1941-42
 Robert A. Woithe1954-55-57
 George Wong 1946
 A.J. Wood 1991-92-93-94
 Richard Wood 1957
 James P. Woodard1955-56
 Mark S. Woolley 1975-76-77-78
 Kent H. Worthington1963-64
 Peter Wright.....1965-66
 Rob Wright.....1998-99-00-02
 Peter J. Wylie 1975-76-77-80

Y

Brock Yetso1996-97-98
 Brian Yi2003-04
 Lyle Yorks..... 1988-89-90-91
 Ronald F. Young.....1959-61

Z

Jay Ziehl 1969-70-71-72
 Tim Zimmerman 1972-73-74
 Ryan Zinkhan 2011-12-13-14
 Jacques S. Zinman.....1941-42

