



VIRGINIA FOOTBALL

GAME 5 | SEPT. 30, 2023 | 2 P.M. | CHESTNUT HILL, MASS. | ALUMNI STADIUM (44,500)

VIRGINIA CAVALIERS		BOSTON COLLEGE EAGLES	
2023 Record:	0-4 (0-1 ACC)	2023 Record:	1-3 (0-2 ACC)
2022 Record:	3-7 (1-6 ACC)	2022 Record:	3-9 (2-6 ACC)
Head Coach:	Tony Elliott	Head Coach:	Jeff Hafley
Record at UVA:	3-11, 2nd Season	Record at BC:	16-23, 4th Season
Career Record:	Same	Career Record:	Same
Elliott vs. BC:	0-0	Hafley vs. BC:	0-1

INSIDE SATURDAY'S MATCHUP

- Virginia and Boston College will convene in Chestnut Hill for the first time since 2010.
- UVA ended a six-game skid and won its first-ever game against BC, a 43-32 triumph in 2020 at Scott Stadium.
- Both Virginia and Boston College are seeking their first ACC wins of the 2023 season.
- Saturday will mark UVA's first ACC road game since Oct. 20, 2022, a 16-9 victory at Georgia Tech. The Cavaliers are looking to secure back-to-back road ACC wins for the first time since 2021 (at Miami - 30-28/at Louisville 34-33).
- Boston College will be Virginia's first opponent this season with a losing record. UVA's first four opponents have a combined record of 14-2. Of Virginia's next seven opponents five of them are unblemished through week four - Miami (4-0), William & Mary (4-0), North Carolina (4-0), Louisville (4-0) and Duke (4-0).
- Saturday's game will feature two of the most experienced receivers in all of college football. Boston College's Ryan O'Keefe ranks second among active ACC receivers with 204 career receptions while UVA's Malik Washington comes into Saturday with 148 career receptions, third amongst active ACC pass catchers.
- In four games, Boston College has turned the ball over twice, both on interceptions, tied for the third-fewest in FBS. The Eagles are one of 16 teams in FBS without a fumble this season. UVA has forced just two turnovers, in its first four games, a fumble recovery on special teams against then-No. 12 Tennessee in week one and Micah Gaffney's first career interception last week against NC State.

TOP STORYLINES

- The Cavaliers possess the most productive wide receiver duo in the ACC in Malik Washington and Malachi Fields. Washington leads all ACC pass catchers in receptions (28) and receiving yards (459) while Fields has hauled in 22 passes for 267 yards.
- True freshman quarterback Anthony Colandrea has started three-straight games under center for UVA and is averaging 311 yards passing per game in those contests, including a 377-yard performance against James Madison in week two, his first collegiate start. With a knack for the big play, he ranks second in the ACC in yards per completion (14.65) and third in yards per pass attempt (9.05).
- Three Cavalier true freshmen - Colandrea, Suderian Harrison and Kam Robinson have each earned starts in the first four games of the season. A total of nine true freshmen have seen action this season and 23 Cavaliers have made their collegiate debuts in 2023.
- Virginia will attempt to halt a seven-game losing streak dating back to last season. Four of the last seven losses have come against ACC opponents. The seven-consecutive losses are the most since dropping seven-straight to conclude the 2016 season. UVA has not lost eight-straight games since 2013.
- UVA is 0-4 to start the season for the first time since 1982, the first year of Hall of Fame coach George Welsh's tenure in Charlottesville.


NUMBERS TO KNOW

<div>29</div> <p>Consecutive games wide receiver Malik Washington has caught a pass. He enters the game with 148 career receptions.</p>	<div>923</div> <p>Passing yards for quarterback Anthony Colandrea, the second-most of any FBS freshman.</p>	<div>7</div> <p>Number of passes over 40 yards produced by quarterback Anthony Colandrea. UVA had 10 plays of 40 or more yards (run or pass) in all of 2022.</p>	<div>23</div> <p>Number of solo tackles for safety Jonas Sanker, tops in the ACC. Only four DBs in the country have more solo tackles than Sanker.</p>
---	---	--	--

2023 SCHEDULE			
OVERALL: 0-4 ACC: 0-1			
HOME: 0-2 ROAD: 0-1 NEUTRAL: 0-1			
DATE	OPPONENT	TIME/RESULT	TV
Sept. 2	vs. #12 Tennessee (Nashville, Tenn.)	L, 13-49	ABC
Sept. 9	JAMES MADISON	L, 35-36	ESPNU
Sept. 15 (Fri.)	at Maryland	L, 14-42	FS1
Sept. 22 (Fri.)	NC STATE*	L, 21-24	ESPN
Sept. 30	at Boston College*	2 p.m.	CW
Oct. 7	WILLIAM & MARY	Noon	ACCN
Oct. 21	at North Carolina*	TBA	
Oct. 28	at Miami*	TBA	
Nov. 4	GEORGIA TECH*	TBA	
Nov. 9 (Thurs.)	at Louisville*	7:30 p.m.	ESPN
Nov. 18	DUKE*	TBA	
Nov. 25	VIRGINIA TECH*	TBA	
Dec. 2	ACC Championship (Charlotte, N.C.)		

*ACC Contest | Home games in **BOLD CAPS**

ON THE AIR

	ESPN
Tom Werme, Play-by-Play	
James Bates, Analyst	
Tabitha Turner, Sideline	
	
	Virginia Sports Radio Network
John Freeman, Play-by-Play	
Tony Covington, Analyst	
Jay James, Sideline	
Vicente Arroyo, Engineer	
Affiliates: virginiaspports.com/radio	
	Satellite Radio
SiriusXM: 386 SXM App: 977	
	

COACH LOCATIONS

ON THE FIELD

Tony Elliott	Fralin Family Head Football Coach
Des Kitchings	Offensive Coordinator/TE
John Rudzinski	Defensive Coordinator/DB
Keith Gaither	Special Teams Coordinator/RB
Curome Cox	Def. Passing Game Coordinator/DB
Kevin Downing	Defensive Tackles
Terry Heffernan	Offensive Line
Chris Slade	Defensive Ends
Jonathan Celestin	Graduate Assistant
Harrison Frost	Graduate Assistant

IN THE BOOTH

Taylor Lamb	Quarterbacks
Clint Sintim	Linebackers
Coy Dewease	Graduate Assistant
Maverick Morris	Graduate Assistant

THEY SAID IT

“We took a step, right? Took a step tonight. And they had a chance to kind of melt and wither late in the game, and they found a way to keep fighting all the way to the end. And now we have to go, as I told them in the locker room, we can’t go, 59 minutes and 20 something seconds. And that’s how long we went. We gotta go 60. We’ve gotta finish it. We can’t lose our composure.”

- Fralin Family head football coach Tony Elliott after last Friday's loss vs. NC State

COVERING THE CAVALIERS**MEDIA SCHEDULE - NC STATE WEEK****Tuesday, Sept. 26**

10:55 a.m. Post Practice - select student-athletes in person media availability
1 p.m. - Tony Elliott press conference in JPJ Press Room

Wednesday, Sept. 27

10:55 a.m. - Coordinators and select student-athletes in person media availability post practice post practice

**Note: student-athletes are available for phone/in-person interviews each Tuesday/Wednesday depending on class schedules. Interview requests should be directed to Scott Fitzgerald 48 hours in advance*

POSTGAME INTERVIEWS

Coach Elliott and UVA coordinators will take part in a post-game press conference in the media room, while requested players will be brought to the media room to meet with media representatives after Elliott. UVA athletic communications personnel will take player requests during the fourth quarter of each game.

Virginia's locker room is closed to media following games, both at home and on the road.

ACC MEDIA PORTAL

The ACC Media Portal has moved to a new service provider. The Conference will continue to provide video from a variety of press conferences and select ACC Championship footage throughout the athletic year. Game highlights from regular season football and basketball games will no longer be provided. Previous accounts to the ACC Media Portal will no longer be active. If you are interested in access to the new ACC Media Portal, please contact Slim Vollinger, svollinger@theacc.org to gain access and for additional information. The use of ACC Championship highlights provided through the ACC Media Portal remain subject to all restrictions as outlined in the ACC News Access Guidelines.

CollegePressBox: collegepressbox.com

Download weekly game notes, quotes, statistics, media guides, headshots and more.

UNIQUELY UVA

The University of Virginia is an institution rich with history and tradition. Here is some of the terminology that contributes to UVA's culture.

Grounds: The term used by students, faculty and alumni to refer to the University dating as far back as Thomas Jefferson. "Campus" is never used.

First Year, Second Year, Third Year, Fourth Year: Instead of freshman, sophomore, junior, senior. Why you may ask? To be a "senior" implies that a person has reached the final phase of learning, a feat that Thomas Jefferson believed to be impossible, arguing instead that education is a life-long process.

Commonwealth: Virginia is one of four constituent states of the United States of America that officially uses the name "Commonwealth" instead of the word state in all references. The other three commonwealths are Kentucky, Massachusetts and Pennsylvania.

UNIVERSITY NICKNAMES

Virginia's athletics teams have been accompanied by a somewhat confusing array of nicknames. The most prominent and widely accepted of these monikers are "Cavaliers," "Wahoos" and "Hoos."

Although the terms "Cavaliers," "Wahoos" and "Hoos" are used almost interchangeably to refer to University teams and players, "Cavaliers" is more often used by the media, while "Wahoos" and "Hoos" are frequently used by Virginia students and fans.

Legend has it that Washington & Lee baseball fans dubbed the Virginia players "Wahoos" during the fiercely contested rivalry that existed between the two in-state schools in the 1890s. By 1940, "Wahoos" was in general use around Grounds to denote University students or events relating to them. The abbreviated "Hoos" sprang up later in student newspapers and has gained growing popularity in recent years.

THE CAVALIER MASCOT

The costumed Cavalier with a large character head debuted during Virginia's 1984 football season and has remained the official mascot of the University.

The first documented Cavalier on horseback was Francis Bell, a Virginia student from Dublin, Va., in 1947. Bell rode onto the field dressed as Cavaliers for Virginia's home football game with Harvard on the afternoon of October 11.

The Cavalier on horseback returned as the University's mascot in 1963. The UVA Polo Club provided both the horse and rider. However, the mounted Cavalier and his horse parted company in 1974 with the inception of AstroTurf at Scott Stadium.

The mounted Cavalier made its return in the Florida Citrus Bowl at the end of the 1989 football season. Due to its instant popularity, the Cavalier on horseback returned the following season on a regular basis and continues to lead the Virginia football team onto the field at the beginning of all home games.

Since 2000, Kim Kirschnick led the Cavaliers out of the tunnel on horseback and retired after the 2021 season finale against Virginia Tech. 2022 marks Julie Caruccio first season as the mounted Cavalier. A former interim dean of students at UVA, Caruccio is the first female in school history to have the mounted Cavalier job on a full-time basis. When the tradition rotated among members of the club polo team until Kirschnick took over in 2000, at least two women - Bess Worrall and Kerry McDaniel - were on horseback for a few games in the early '90s.

UNIVERSITY COLORS

Orange and blue were adopted as the University of Virginia's official athletic colors at a mass student meeting in 1888. UVA athletic teams had previously worn silver gray and cardinal red, but those colors did not stand out on muddy football fields, prompting a student movement to change them.

One of the students attending the mass meeting was Allen Potts, a star athlete who played on Virginia's first football team in 1888. Potts showed up at the meeting wearing a navy blue-and-orange scarf that he had acquired during a summer boating expedition at Oxford University. Orange and blue were chosen as the official athletic colors after one of Potts' fellow students pulled the scarf off Potts' neck and, waving it to the crowd, yelled, "How will this do?" UVA later served as the inspiration for schools like Auburn and Florida when they selected school colors.

WAH-HOO-WAH

The origin of "Wah-hoo-wah" is uncertain. The cheer was used to root on Virginia teams as early as 1890 and may have been borrowed from Dartmouth College, whose athletics teams were once known as the Indians.

Legend attributes the yell to Natalie Floyd Otey, who sang the ballad "Where'er You Are, There Shall My Love Be" at Charlottesville's Levy Opera House in 1893. The predominantly student audience noticed that Otey warbled the first three words of the song between each of the stanzas and decided to join in the refrain. By evening's end, goes the legend, the crowd had corrupted "Where'er You Are" into "Wah-hoo-wah."

The Levy Opera House stands at the corner of High Street and Park Street and has since been renovated into an office building.

collegepressbox**ATHLETIC COMMUNICATIONS STAFF****JIM DAVES**

Asst. AD for Athletic Communications
Coach Interviews
Office: 434-243-2467
Mobile: 434-962-7668
jimdaves@virginia.edu
@JimDaves

**SCOTT FITZGERALD**

Asst. Director for Athletic Communications
(Primary Football Contact), Player Interviews
Mobile: 908-246-6818
s.fitzgerald@virginia.edu
@scottfitz11

**KRISTIN THURMAN**

Asst. Director for Athletic Communications
(Secondary Football Contact)
kkw6c@virginia.edu

MAILING ADDRESS

John Paul Jones Arena
295 Massie Road, Room 154
P.O. Box 400853
Charlottesville, VA 22904

QUARTERBACKS

11 TONY MUSKETT QB

MUSKETT'S CAREER STATS

	GP-GS	C-A-I	COMP%	YDS	TD
2020-21*	4-4	80-128-2	62.5%	1039	9
2021*	11-11	239-367-6	65.1%	2651	25
2022*	8-8	143-223-8	64.1%	1997	17
2023	1-1	9-17-0	52.9%	94	0
At UVA	1-1	9-17-0	52.9%	94	0
Totals	24-24	457-702-16	65.1%	5,626	51

* While at Monmouth

2023

- Served as one of four game captains in season opener against No. 12 Tennessee (9/2).
- Injured late in the fourth quarter against Tennessee, relieved by freshman Anthony Colandrea.

BIO

- Enrolled at UVA in January of 2023
- 14-9 as the starter at Monmouth
- 2020-21 Big South Offensive Freshman of the Year
- 2021 HERO Sports Sophomore All-America
- Fifth in voting for 2020-21 Jerry Rice Award
- Two-time First Team All-Big South Conference
- Monmouth's all-time leader in pass efficiency at 150.14
- Fourth in team history with 51 passing touchdowns, second in team history with 64.2 completion percentage, fifth in team history in passing yards with 5,687.
- Threw for 297 yards and a touchdown in his lone FCS playoff game as a freshman in the spring of 2021.

10 ANTHONY COLANDREA QB

COLANDREA'S CAREER STATS

	GP-GS	C-A-I	COMP%	YDS	TD
2023	4-3	63-102-6	61.8	923	5

2023

- Ranks second among FBS freshman quarterbacks with 923 yards passing.
- Averaging 14.65 yards per completion, the second-highest in the ACC and 20th-best in the country.
- Made collegiate debut in season opener against No. 12 Tennessee.
- In his first collegiate start, Colandrea was 20-for-26 with 377 yards and two touchdowns against James Madison, all single-game UVA freshman records. The two touchdown passes matched the school mark held by Jameel Sewell (2006) and Scott Gardner who did it twice in 1972.
- His 75-yard touchdown pass to Kobe Pace on the first play of the second half against JMU was the longest ever by a UVA freshman quarterback (Previous: Todd Kirtley, 73-yard TD pass vs. NC State in 1978). The throw also eclipsed UVA's single-game passing record by a freshman (previous: 243 by Jameel Sewell vs. Maryland in 2006).
- His 377 yards is second to only the 399 from McCae Hillstead of Utah State by a freshman this season.
- His 652 yards passing through the first four weeks are the second most of any freshman in FBS.

BIO

- Enrolled at UVA in January of 2023
- Completed 224 of 349 (.642) passes for 3,137 yards as a senior at Lakewood High School (Fla.). Passing total ranked No. 7 for the State of Florida.

200/300-YARD GAMES

200+Yard Passing Games					
Name	'20	'21	'22	'23	Career
Tony Muskett, QB	3*	8*	6*	0	17
Anthony Colandrea, QB	--	--	--	3	3

300+Yard Passing Games					
Name	'20	'21	'22	'23	Career
Tony Muskett, QB	0*	1*	1*	0	2
Anthony Colandrea, QB	--	--	--	1	1

*While at Monmouth

RUNNING BACKS

2 PERRIS JONES RB

JONES' CAREER STATS

	GP-GS	ATT	YDS	TD	LG
2018	4-0	0	0	0	0
2019	9-0	0	0	0	0
2020	10-0	3	12	0	8
2021	10	0	0	0	0
2022	8-8	81	365	2	28
2023	4-3	27	92	2	17
Totals	45-11	111	469	4	28

2023

- Started the first three games of the season. Also sees time on special teams.
- Virginia's starting tailback in the season opener for the past two seasons (2022 & 2023).
- His 17-yard rushing touchdown vs. then-No. 12 Tennessee was his longest TD rush of his career. He has scored in back-to-back season openers for UVA.
- Served as one of four game captains vs. Tennessee.
- Matched his touchdown total from last season over the first three games of 2023.

BIO

- His first career start was the 2022 season opener against Richmond, where he ran for 104 yards, first UVA running back with a 100-yard rushing effort since Jordan Ellis in the 2018 Belk Bowl.

UVA 100-yard rushing efforts in 1st career starts (Since 1986)

Marcus Wilson - 129 yds (1987)
 Bryce Perkins - 108 yds (2018)
 Jerrod Washington - 107 yds (1992)
 Chris Warren - 105 yds (1986)
 Perris Jones- 104 yds (2022)

*Since 1986

- Recipient of UVA's Strength and Condition Dedication Award for work ethic and leadership in strength training and conditioning at the program's annual awards banquet.
- One of five team captains voted on by the players at the end of the 2022 season
- Starting tailback for the first eight games before missing the last two games of the season due to injury
- UVA's second-leading rusher (365 yards) in 2022 behind quarterback Brennan Armstrong
- His 4.51 yards per carry average was the eighth-highest in the ACC.
- Hobbies off the field include guitar, piano and poetry.

5 KOBE PACE RB

PACE'S CAREER STATS

	GP-GS	ATT	YDS	TD	LG
2020*	9-0	18	75	0	16
2021*	11-6	104	641	6	59
2022*	8-0	30	77	3	11
2023	4-1	29	100	1	22
Totals	32-7	181	893	10	59

* While at Clemson

2023

- Only Dylan Edwards (3 receiving TDs) of Colorado has more receiving touchdowns among FBS running backs than Pace this season.
- Made his first start at running back at UVA and first start since the 2021 season while enrolled at Clemson.
- Has scored three touchdowns (1 rush, 2 receiving) in four games. Had one receiving TD in three seasons at Clemson and has two in first four games at UVA
- Co-led UVA in rushing in his UVA debut with 39 yards against then-No. 12 Tennessee. Broke off a 22-yard rush, the second-longest play of the game for UVA.
- Caught the longest pass of his career, a 75-yard reception against JMU and also added a 3-yard rushing score in the contest. It was the first time he scored twice in a game since 2021 against Wake Forest (while at Clemson). His only other TD reception game as a true freshman against Georgia Tech.

NOTES

- Enrolled at Clemson while Tony Elliott was the Tigers' offensive coordinator
- Brought 793 career rushing yards to the Cavalier offense. His 641 yards in 2021 would have been the most by a UVA running back since 2018 (Jordan Ellis).
- Has two career 100-yard games, including 125-yard effort in 19-13 win over BC on Oct. 2, 2021 while at Clemson. He went on to earn ACC Running back of the week honors.
- Earned ACC Running Back of the Week and shared team offensive player of the game honors after rushing for a career-high 191 yards on 24 carries with two touchdowns vs. No. 13 Wake Forest in 2021.

7 MIKE HOLLINS RB

HOLLINS' CAREER STATS

	GP-GS	ATT	YDS	TD	LG
2019	13-0	21	112	3	37
2020	0-0	0	0	0	0
2021	9-1	49	213	2	25
2022	9-2	53	215	2	19
2023	4-0	19	57	2	9
Totals:	35-3	154	597	9	37

2023

- Co-led UVA in rushing in his UVA debut with 39 yards against then-No. 12 Tennessee.
- Served as the lone game captain in the home opener against JMU, tabbed as UVA Strong Day at Scott Stadium.
- Rushed for two touchdowns in home opener against JMU. It was his second multi-score game of his career (William & Mary, 2019). It was his first touchdown since scoring against ODU (9/17) last season. He finished the game with a team-high 28 yards rushing on 12 carries.

NOTES

- Against Pitt, Hollins rushed a career-high 16 times and totaled 75 yards on the ground in the final game of the 2022 season.
- Included on the preseason 2023 Comeback Player of the Year Award watch list and a nominee for the Capital One Orange Bowl-FWAA Courage Award.
- Was a 2022 ACC All-Academic Team selection and listed on the Academic Honor Roll

100-YARD RUSHING GAMES

100+Yard Rushing Games						
Name, Pos.	'18	'19	'20	'21	'22	'23
Kobe Pace, RB	-	-	0	2	0	0
Perris Jones, RB	0	0	0	0	1	0

WIDE RECEIVERS

4	MALIK WASHINGTON				WR
WASHINGTON'S CAREER STATS					
	GP-GS	REC	YDS	TD	LG
2019*	11-1	6	25	0	11
2020*	5-0	5	51	0	23
2021*	12-7	44	578	2	64
2022*	12-12	65	694	1	49
2023	4-3	28	459	3	63
Totals	44-23	148	1807	6	64

* While at Northwestern

2023

- Leads the ACC in receiving yards (459), receiving yards per game (114.8), receptions (28) and receptions per game (7.0).
- Named ACC Offensive Receiver of the Week after establishing career-highs in receptions (10), receiving yards (170) and receiving touchdowns (2) against NC State on 9/15.
- The 170-yards receiving were the 12th most ever in a game by a UVA wide receiver and he is one of 16 wide receivers nationally to record 170 or more yards in a game in 2023.
- With 119 receiving yards vs. JMU, 141 at Maryland and 170 against NC State, Washington became the third Cavalier ever (Dontayvion Wicks - 2021 & Germane Crowell - 1997) to record three-straight 100-yard receiving games in a season. No Cavalier has ever recorded four-straight 100-yard receiving efforts.
- Washington enters Saturday with a reception in 29-straight games dating back to his time at Northwestern.
- Washington enters Saturday with 148 career receptions, the third-most of any active ACC receiver.
- The 141 yards receiving by Washington were the third-most ever by a UVA player in a game against Maryland - Billy McMullen - 175 yards 10/6/2001; Mikell Simpson - 152 yards 10/20/07.
- Hauled in UVA's first reception of the season, a 5-yard catch from QB Tony Muskett.
- Recorded his first career 100-yard receiving game in his 42nd collegiate game. Caught five passes for 119 yards, including a 63-yard TD reception against James Madison in game two, the second-longest catch of his career.

BIO

- Three-time Academic All-Big Ten selection
- 2021-22 Big Ten Distinguished Scholar
- Third-team All-Big-10 selection by Pro Football Focus
- Set career-highs with eight receptions and 97 yards in a win over Nebraska

MOST CONSECUTIVE GAMES WITH A RECEPTION (FBS)

Player	Pos.	School	Streak
Sam Pinckney	WR	Coastal Carolina	49
Jacob Cowing	WR	Arizona	48
Zakhari Franklin	WR	Ole Miss	47
Joshua Cephus	WR	UTSA	43
Jo'Quavious Marks	RB	Mississippi State	40
Odieu Hiliare	WR	Bowling Green	39
Tez Johnson	WR	Oregon	37
Smoke Harris	WR	Louisiana Tech	37
Brant Kuithe	TE	Utah	32
Rickey Pearsall	WR	Florida	32
Dante Cephas	WR	Penn State	31
Ainias Smith	WR	Texas A&M	31
Malik Washington*	WR	Virginia	29
LaJohntay Wester	WR	Florida Atlantic	29
Isaiah Williams	WR	Illinois	29
Tanner Knue	WR	Eastern Michigan	28
Xavier Weaver	WR	Colorado	27
Donavon Greene	WR	Wake Forest	25

*Note 25 were at Northwestern, has continued in first two games at UVA

17	JR WILSON				WR
WILSON'S CAREER STATS					
	GP-GS	REC	YDS	TD	LG
2022	7-3	8	86	0	15
2023	4-1	2	37	0	32
Totals	11-4	10	123	0	32

2023

- Made his first start of the 2023 season against NCST on 9/15.
- Career-long 32-yard catch against JMU was part of a 66-yard drive in the second quarter to pull UVA within three.

NOTES

- Made number change from 86 to 17 to honor his grandmother.
- Shared the Offensive Impact Player of the Year award with Logan Taylor at the program's annual awards banquet
- Academic All-ACC selection and named to 2022-23 ACC Academic Honor Roll.
- Started the final two games of freshman season - North Carolina (11/5) and Pitt (11/12) ... All eight of his catches on the season came in the last two games

8	MALACHI FIELDS				WR
FIELDS' CAREER STATS					
	GP-GS	REC	YDS	TD	LG
2021	11-1	11	172	0	51
2022	1-0	5	58	1	0
2023	4-4	22	267	0	30
Totals	16-5	38	497	1	51

2023

- Ranks fifth in the ACC in receptions per game (5.5) and eighth in receiving yards (267).
- Was on receiving end of dramatic 18-yard two-point conversion pass with 36 seconds left in the fourth quarter to tie the game vs. NC State. UVA's first successful two-point conversion since 2021 (Miami).
- Led UVA with 63 yards receiving in opening game vs. No. 12 Tennessee. His 30-yard reception in 2nd quarter setup UVA's first points of the year (FG).
- Established career highs in receptions (8) and receiving yards (74) in week two against James Madison.

NOTES

- Included on the preseason 2023 Comeback Player of the Year Award watch list with teammate Mike Hollins.
- Battled back after injury last season and returned for season finale against Pitt. Caught five passes for 58 yards and hauled in his first career touchdown pass.
- Played high school football four miles away from Scott Stadium.
- OC Des Kitchings: "Just a steady presence, he's just a quiet, but a hard-working guy. He doesn't ask for much, just shows up and works, he's a sponge for information."

TIGHT ENDS

44	SACKETT WOOD				TE
WOOD'S CAREER STATS					
	GP-GS	REC	YDS	TD	LG
2020	2-0	0	0	0	0
2021	11-0	0	0	0	0
2022	9-2	12	165	0	33
2023	3-3	2	34	0	28
Totals	24-4	12	165	0	33

2023

- First reception of the year came in the fourth game of the season against NCST, a 28-yarder in the first quarter. It was just the second pass caught by a UVA tight end in 2023

NOTES

- One of five Cavaliers featured on the 2024 Senior Bowl Watch List.
- Sackett Wood had the most receiving yards by a tight end since Jelani Woods had 122 yards in the second game of the 2021 season last year against Illinois.
- His brother Eli (No. 82) is a sophomore wide receiver on the 2023 team.

85	GRANT MISCH				TE
MISCH'S CAREER STATS					
	GP-GS	REC	YDS	TD	LG
2018	1-1	0	0	0	0
2019	14-0	1	6	1	6
2020	8-3	0	0	0	0
2021	12-7	4	20	1	8
2022	10-8	17	129	0	16
2023	4-2	1	4	0	4
Totals	49-21	23	159	2	16

NOTES

- UVA's starting tight end for 16 of the last 24 games.
- His one-yard touchdown catch at Louisville in 2021 with 22 seconds left proved to be the game-winner.

CONSECUTIVE GAMES WITH A RECEPTION

Name, Pos.	Streak	'23 Rec.	Career Rec.	Streak Started
Malik Washington, WR	29*	28	148*	11/21/20 (Wis.)
Xavier Brown, RB	4	0	9	10/20/22 (GT)
Malachi Fields, WR	5	22	38	11/12/22 (PITT)
Kobe Pace, RB	2	5	28	9/9/23 (JMU)
Sackett Wood, TE	1	2	14	9/15/23 (NCST)
Mike Hollins, RB	1	4	28	9/15/23 (NCST)
JR Wilson, WR	1	2	10	9/15/23 (NCST)

*25 games of streak and 120 receptions were at Northwestern

OFFENSIVE LINE

52

MCKALE BOLEY

LT

2023

- Did not allow a sack, hit, pass rush or hurry in opener vs. No. 12 Tennessee

NOTES

- Boley became only the second Cavalier true freshman ever to start the opening game at offensive tackle. He's only the sixth UVA freshman OT to start a game at offensive tackle.

True freshmen starters at OT in UVA history

D'Brickshaw Ferguson (2002 - all 14 gms)

Brad Butler (2002 - 1 gm)

Morgan Moses (2010 - 6 gms)

Eric Smith (2013 - 8 gms)

Chris Glaser (2017 - 2 gms)

Mckale Boley (2022)

**Only Ferguson & Boley have started season openers*

55

BRIAN STEVENS

OG/C

2023

- After starting at RG the first two games, moved to center week three against Maryland. It was his first ever collegiate action at center and first time snapping since high school
- Against Maryland was UVA's highest graded pass blocker (76.0) according to PFF. Did not allow a sack, hurry or pressure.

NOTES

- Brings 19 collegiate starts after transferring from Dayton, the most of anyone on the Cavalier offensive front.
- Named the Stan Kurdziel Memorial Trophy winner for the second consecutive year. The Kurdziel Trophy goes to the team's top lineman.
- Stevens is the eighth Dayton lineman to win multiple Kurdziel awards. Stevens was First Team All-Pioneer Football League in 2022. He ended his career with 19 consecutive starts at three different positions on the line.

DEFENSIVE LINE

15

CHICO BENNETT

DE

BENNETT'S CAREER STATS

	GP-GS	TKL	SOLO	AST	TFL	SK	FF
2019*	6-0	17	12	5	0.5	0.5	0
2020*	9-2	14	7	7	1.5	0	0
2022	10-9	34	17	17	7.5	7	2
2023	3-2	7	1	6	1.0	0	0
UVA	13-11	41	18	23	8.5	7	2
Totals	28-13	72	37	35	10.5	7.5	2

** While at Georgia Tech*

2023

- Saw first action of 2023 season against JMU (week 2) and was on the field for 19 snaps.
- Made his first start at the Bandit position in week three against Maryland.
- Did not play in season opener against Tennessee due to knee injury.

NOTES

- Featured on the Wuerffel Trophy, Chuck Bednarik Award and the senior bowl watch lists.
- Named to the Phil Steele Preseason All-ACC Second Team, Athlon Sports Preseason All-ACC Third Team Defense.
- Nominee for the 2023 Allstate American Football Coaches Association (AFCA) Good Works Team.
- 2022 All-ACC Honorable Mention
- ACC Player of the Week twice (Sept. 26 & Oct. 24), ninth UVA defensive linemen ever to win ACC Defensive Lineman of the Week twice in the same season (position coach Chris Slade is also on list).

- Started final nine games of the season at UVA's bandit position
- Led the UVA with seven sacks, the most by a Cavalier since Jordan Mack (7.5) in 2019
- Averaged .70 sacks per game in 2022 were the fifth-most in the ACC.
- Five of his seven sacks came against ACC opponents
- Bennett, a Georgia Tech transfer, had a huge day in his homecoming on the Flats on Oct. 20, recording a career-high seven tackles and putting forth his second, multi-sack effort of the season.

LINEBACKERS

5

KAM ROBINSON

LB

ROBINSON'S CAREER STATS

	GP-GS	TKL	SOLO	AST	TFL	SK	INT	PBU
2023	4-1	16	11	5	0.5	0	0	0

2023

- Starting for the first time, led the Cavalier defense in tackles with 11, including eight solo efforts, in loss to NC State. He had one QB hurry and combined on a tackle for loss.
- He is just the third true freshman to start a game at inside linebacker for UVA since the 2016 season.

NOTES

- Four-star recruit according to 247Sports and a three-star according to ESPN, On3 and Rivals.
- Ranked the No. 25 overall linebacker and the No. 8 linebacker in the Commonwealth of Virginia according to 247Sports.
- Received 17 D-1 offers and chose Virginia over Florida State, Pitt, South Carolina, Tennessee, Virginia Tech, West Virginia.

DEFENSIVE BACKS

20

JONAS SANKER

S

SANKER'S CAREER STATS

	GP-GS	TKL	SOLO	AST	TFL	SK	INT	PBU
2021	9-0	5	2	3	0	0	0	0
2022	10-9	63	36	27	0.5	0	1	2
2023	4-4	33	23	10	0.5	0	0	5
Totals	23-13	101	61	40	1.0	0	1	7

2023

- Leads the ACC with 23 solo tackles, tied for ninth-most in the FBS. His 1.2 passed defended per game are the fourth-most in the ACC.
- Only four defensive backs in the country have more solo tackles than Sanker over the first four weeks of college football.
- Led UVA in total tackles against JMU & Maryland.
- Had a career-high 12 tackles (8 solo) in home opener against JMU, also had a pass break-up and combined for a TFL.

NOTES

- Played 8-man high school football at The Covenant School (Charlottesville).
- As a junior, threw for 1,590 yards and 33 touchdowns and rushed for 1,116 yards and scored 24 touchdowns as a junior ... only player in Central Virginia to both run and pass for 1,000 yards during 2019 season
- Has six siblings (five brothers, one sister)... Older brother Nic plays football at Princeton. Younger brother Lukas plays high school football at Woodberry Forest. Jonas, Nic and Lukas all had an interception on their respective teams the weekend of Sept. 23, 2022

82

KAM BUTLER

DE

BUTLER'S CAREER STATS

	GP-GS	TKL	SOLO	AST	TFL	SK	FF
2018*	10-0	6	3	3	0.5	0	0
2019*	14-14	45	29	16	14.5	5.5	0
2020*	3-3	16	8	8	3.5	2.5	0
2021*	13-13	53	31	22	12.5	7	3
2022	10-10	29	12	17	4.5	3	2
2023	4-4	23	16	7	5.0	3.5	0
at UVA	14-14	52	28	24	9.5	6.5	0
Totals	54-44	172	99	73	40.5	21.5	5

** While at Miami (OH)*

2023

- Has a half sack or sack in each of the first four games.
- His 22.5 career sacks are the second most of any active player in FBS.
- Has played in 44-straight games dating back to 2018 season at Miami (OH). According to Pro Football Focus has played 3,004 career snaps.
- Tied for 4th in the ACC with 2.5 sacks.
- Recorded eight solo tackles, the most total tackles of his UVA career vs. No. 12 Tennessee. Also credited with .5 sack in the contest.

NOTES

- His 19.5 career sacks are the second most among active FBS players.
- Has started 45-straight games, including all 12 games of his UVA career. He started his final 30 games at Miami (OH).
- One of five Cavaliers featured on the 2024 Senior Bowl Watch List.
- Was an Academic All-ACC selection.

90

JAHMEER CARTER

DT

CARTER'S CAREER STATS

	GP-GS	TKL	SOLO	AST	TFL	SK	FF
2020	9-0	14	5	9	0.5	0.5	0
2021	12-10	23	9	14	2	0	0
2022	10-10	29	9	20	1	0	0
2023	4-4	8	1	7	0	0	0
Totals:	34-23	72	23	49	3.5	0.5	0

NOTES

- One of five Cavaliers featured on the 2024 Senior Bowl Watch List.
- Recipient of UVA's H.E.A.R.T. Award and the Strength and Conditioning Dedication Award at the program's annual awards banquet at the end of the 2022 season.
- Has started 20-straight games on the Cavalier defensive line.
- Position Coach Kevin Downing calls Carter, "the most intentional kid I've ever been around, and I've coached football since 2005, and I played football. When I say intentional -- everything he does has purpose. That's in the meeting room. That's going to a team meal. That's in the weight room. That's stretching his body. Everything has intention."

SPECIAL TEAMS

41	WILL BETTRIDGE						K
BETTRIDGE'S CAREER STATS							
	FGM-FGA	1-19	20-29	30-39	40-49	50+	LG
2022	7-10	0-0	3-4	1-2	3-4	0-0	47
2023	4-5	0-0	1-2	2-2	1-1	0-0	40
Totals	11-15	0-0	4-6	3-4	4-5	0-0	47

LONG: 47 vs. Louisville (10/8/22)
LONG ATTEMPTED: 47 vs. Louisville (10/8/22)

NOTES

- Bettridge accounted for all 12 points against Miami in 2022, including a pair of 41 yarders in overtime. He became the first UVA kicker with four field goals in a game since 2015 when Ian Frye did it against the Hurricanes.
- Bettridge was two field goals shy of tying Wayne Morrison's mark for the most by a UVA freshman in a single season. Morrison converted nine field goals as a first year in 1979.
- Bettridge connected on a 47-yard field goal in the first quarter against Louisville. It was the longest field goal by a UVA kicker since Brian Delaney kicked a 48-yarder against Virginia Tech in 2019.
- Bettridge changed his number from 17 to 41 to honor his former high school teammate at Gulliver Prep, D'Sean Perry.

38	DANIEL SPARKS						P
SPARKS' CAREER STATS							
	No.	YDS	LG	I-20	50+	AVG	
2020*	31	1337	63	5	6	43.1	
2021#	0	0	0	0	0	0.0	
2022	46	2113	63	12	14	45.9	
2023	24	1028	69	6	7	42.8	
UVA	70	3141	69	18	21	44.9	
Totals	101	4478	69	21	27	44.3	

* While at ULM | #While at Minnesota

SINGLE-GAME HIGHS

- Punts 9 vs. Tennessee, 2023
- Punt Yards 409 vs Pitt, 2022
- Long Punt 69 vs. JMU, 2023
- Inside 20 3 (2x) last: vs. Tennessee, 2023
- Touchbacks 2 (5x) last: vs. JMU, 2023

60-Yard Punts

- 69 vs. JMU (2023)
- 63 vs. Pitt (2022)
- 63 vs. Appalachian State (2020) *While at ULM
- 63 vs. Georgia State (2020) *While at ULM
- 62 vs. Tennessee (2023)
- 61 vs. Pitt (2022)
- 60 vs. Pitt (2022)

LONGEST PUNTS IN FBS IN 2023

Yards	Player
75	Flynn Appleby (Rutgers)
72	Mitchell Tomasek (Eastern Michigan)
71	Matt Hayball (Vanderbilt)
70	Tyler Perkins (Iowa State), Porter Wilson (Duke)
69	Daniel Sparks (Virginia) , Stephan Kostanlee (Utah St.) Jack Blumer (Kansas St.)

2023

- 42.8 net punting average is the third-best in the ACC.
- Tops in the ACC and ninth in the country in total punting yards (1,028).
- His 19 punts in two games are the tied for the eighth-most in the country and his one of 10 punters with 800+ punting yards in 2023.
- His 69-yard punt against JMU was the longest by a UVA punter since 2019 when Nash Griffin had punts of 79 and 70.

NOTES

- Listed on the 2023 watch list for the Ray Guy Award for second-straight season.
- One of five team captains voted on by the players at the end of the 2022 season
- Second-team All-ACC selection in 2022 and was the lone punter selected to the 2023 Preseason All-ACC team.
- Matched the program's single-season punting average record, led the ACC and finished eighth in the country with a 45.9 yards per kick.
- Punted eight times for 409 yards against Pitt (11/2/22) including a career-long, 63-yarder. Had three 60+ yard punts in the contest, the first UVA punter ever with three 60-yarders in a game.

LAST TIME: SPECIAL TEAMS

LAST UVA KICKOFF RETURN FOR A TD

Joe Reed vs. Duke, 2019 (95 yards)

LAST UVA PUNT RETURN FOR A TD

Maurice Canady vs. William & Mary, 2015 (74 yards)

LAST TIME UVA BLOCKED A PUNT

Noah Taylor at Pitt, 2019

LAST TIME UVA BLOCKED A PUNT FOR A TD


Trey Womack at Miami (Fla.), 2009 (B. Schautz TD for 20 yards)

LAST TIME UVA BLOCKED A FIELD GOAL


Nick Grant vs. William & Mary, 2021

LAST TIME UVA BLOCKED A PAT

Noah Taylor vs. Georgia Tech, 2021

AWARD CENTRAL	
WATCH LISTS	
ALL STATE AFCA GOOD WORKS TEAM	
• Chico Bennett, DL	
BEDNARIK AWARD	
• Chico Bennett, DL	
RAY GUY AWARD	
• Daniel Sparks, P	
POLYNESIAN PLAYER OF THE YEAR	
• Aaron Faumui, DL	
REESE'S SENIOR BOWL WATCH LIST	
• Chico Bennett Jr., DL • Kam Butler, DL • Jahmeer Carter, DL • Malcolm Greene, DB • Sackett Wood, TE	
WUERFFEL TROPHY	
• Chico Bennett, DL	
COMEBACK PLAYER OF THE YEAR	
• Mike Hollins, RB • Malachi Fields, WR	
CAMPBELL TROPHY NOMINEE	
• Paul Akere, RB	
PRESEASON ALL-ACC	
Daniel Sparks - ACC Media, Athlon Sports (1st) Chico Bennett - Phil Steele (2nd), Athlon Sports (3rd) Antonio Clary - Athlon Sports (3rd) Aaron Faumui - Phil Steele (3rd), Athlon Sports (4th)	
ACC WEEKLY AWARDS	
• QB Anthony Colandrea (Rookie) - 9/11 • WR Malik Washington (Receiver) - 9/25	
LEGACY PATCHES	
	
To honor Lavel Davis Jr., Devin Chandler and D'Sean Perry the No. 1 (worn by Paul Akere & Suderian Harrison), No. 15 (worn Chico Bennett) and No. 41 (worn by Will Bettridge) jerseys will all feature a legacy patch. Harrison and Davis both attended Woodland High School in South Carolina. Bettridge, who wore No. 17 as a first year, switched to No. 41 in 2023 to honor his former high school teammate. Each year the staff will seek input from the families of Davis, Chandler and Perry about who will wear Nos. 1, 15 and 41.	
2023 GAME CAPTAINS	
Game	Captains
Tennessee	Butler, P. Jones, King, Muskett
JMU	Hollins
Maryland	J. Carter, Faumui, Stevens, Washington
NCST	Gaines, Ma. Greene, Misch Rayman
UVA elects game captains from week-to-week. At the end of the season the team votes on the season's permanent captains.	

YEAR TWO UNDER TONY ELLIOTT	
• After a 3-7 campaign was tragically cut short, Tony Elliott is in year two at the helm of the Virginia football program. His staff largely remained intact, with the only newcomers being wide receivers coach Adam Mims (promoted from senior offensive analyst) and Terry Heffernan (Stanford). • Elliott brought a wealth of championship football experience to Charlottesville. In his 16 years as a full time college coach, Elliott has been a part of 15 winning seasons including 10-win seasons at Clemson from 2011-2020. • As the offensive coordinator, Clemson went 89-10 and made four CFP National Championship game appearances. • Elliott is one of 14 African-American head coaches in college football and one of seven running Power-5 programs. The Cavaliers have seven full-time African-American assistant coaches.	
COLLEGE FOOTBALL'S OLDEST PLAYER	
• After serving in the marines for 10 years, UVA kicker Matt Ganyard joined the Cavaliers as a walk-on in 2023. • Ganyard is the oldest player in college football and one of six student-athletes that are above the age of 30 in college football this season. Of the six players over 30, he's the only American born player (4 Australia, 1 England). • Ganyard earned his undergraduate degree from UVA in 2009 and enlisted in the Marines where he was a Cobra Helicopter pilot. He's currently in his second year at UVA's Darden School of Business. • Based on available research Ganyard is the third oldest D-I player to ever play college football. Only RB Joe Thomas (55 - S.C. State) and WR Tim Frisby (40 - South Carolina), former Army Ranger, are known to be older.	
Oldest Active Players in D-I College Football	
1. Matt Ganyard, PK, Virginia (34, 4/18/89) 2. Luke Larsen, P, East Carolina (31, 7/18/92) 3. Jordan Noyes, PK, Colorado State (31, 8/3/92) 4. Hugh Robertson, P, Illinois (30, 1/16/93) 5. Jordy Sandy, P,TCU (30, 5/27/93) 6. Jack Brooks, P, South Alabama (30, 7/9/93)	
IN GOOD HANDS	
• Virginia is one of 14 schools with a female athletic trainer as its primary care provider for the football program. Associate Athletics Director for Sports Medicine, Kelli Pugh, has worked closely with the UVA football program since 2002. • Of those 14 female athletic trainers, Pugh is one of three working at Power-5 institutions.	

HOOS WITH DEGREES		
• 20 student-athletes on the 2023 Virginia football team have earned their undergraduate degrees and three currently hold a master's degree from UVA.		
LB Josh Ahern DL Paul Akere (Undergrad - Columbia & Master's - UVA) DL Chico Bennett DL Kam Butler (Undergrad - Miami (OH) & Master's - (UVA) OL Jimmy Christ S Antonio Clary (Undergraduate & Master's) DL Aaron Faumui K Matt Ganyard CB Malcolm Greene (Clemson) RB Mike Hollins RB Perris Jones DB Coen King DB Tayvonn Kyle (Iowa State) LS Aidan Livingston TE Grant Misch QB Jared Rayman DL Ben Smiley OL Brian Stevens (Dayton) CB Sam Westfall (SMU) TE Sackett Wood		
		
HOOS IN THE NFL		
Player	Last Year at UVA	Team
Juan Thornhill	2018	Browns
Rodney McLeod	2011	Browns
Jelani Woods	2021	Colts
Olamide Zaccheaus	2018	Eagles
Dontayvion Wicks	2022	Packers
Brent Urban	2013	Ravens
Anthony Johnson*	2022	Saints
Joey Blount %	2021	Seahawks
Bryce Hall	2019	NYJ
Chris Glaser	2021	NYJ
*Practice Squad % Injured Reserve (As of Sept. 26)		

BOSTON COLLEGE (1-6)
H: 1-2 | A: 0-3 | N: 0-1
Scott Stadium: 1-2

Year	Result	Score	H/A/N
1963	L	21-30	A
1994	L	13-31	N*
2005	L	17-28	A
2009	L	10-14	H
2010	L	13-17	A
2017	L	10-41	H
2020	W	43-32	H

*1994 Carquest Bowl (Miami, Fla.)

SUPERLATIVES VS. BOSTON COLLEGE
Most Team Points: 43 (2020)

Most Points Allowed: 41 (2017)

Most Indv. Passing Yards:
287, Brennan Armstrong (2020)

Most Indv. Passing TDs:
2, Marques Hagans (2005)

Most Indv. Rushing Yards:
130, Brennan Armstrong (2020)

Most Indv. Rushing TDs:
2, Robert Dunphrey (1963)

Most Indv. Receiving Yards:
96, Dontrell Inman (2010)

PLAYERS ATTENDING THE SAME HIGH SCHOOLS

UVA Player	BC Player	HIGH SCHOOL
Aidan Livingston	Shitta Sillah	Mater Dei Prep
Caleb Hardy	Amari Jackson	Eagle's Landing
Malcolm Greene	Bugg Jones	Highland Springs
Jestus Johnson III	Jirhe Love	Gonzaga College
Ty Furnish	Michael Wright	Blessed Trinity Catholic
Dawson Alters	Ryan Mickow	St. Thomas Aquinas
Blake Steen		
Tekai Kirby		
Jason Hammond		
Devin Clark	Taji Johnson	Marietta

UVA TIES

- Long snapper Aidan Livingston spent three-seasons as a member of the Boston College football program before transferring to Virginia. He appeared in 24 games as a long snapper between the 2019 and 2020 seasons but did not appear in any games as a junior (2021). He accumulated three career tackles while at BC, two came against Virginia in the 2020 meeting.
- Kobe Pace recorded his first 100-yard rushing game as a college running back, accumulating 125 yards on the ground in a 19-13 win over BC as a member of the Clemson Tigers and with Tony Elliott as co-offensive coordinator. His day was highlighted by a career-long rush. Pace also added 41 receiving yards on two receptions and 44 return yards on two kickoff returns.
- As an assistant coach at Clemson, Tony Elliott went 11-0 against Boston College.

STATISTICAL MATCHUP

	UVA	BC
RECORD	0-4 (0-1)	1-3 (0-2)
SCORING	83	112
Points Per Game	20.8	28.0
FIRST DOWNS	73	86
Rushing	28	41
Passing	37	36
Penalty	8	9
RUSHING YARDAGE	317	638
Rushing Attempts	146	145
Average Per Rush	2.2	4.4
Average Per Game	79.3	159.5
TDs Rushing	5	6
PASSING YARDAGE	1017	969
Comp-Att-Int	72-119-6	75-136-2
TDs Passing	5	8
Yards per game	254.3	242.3
TOTAL OFFENSE	1334	1607
Yards per game	333.5	401.8

*ACC leader | #NCAA Leader | ^School record



TONY ELLIOTT

FRALIN FAMILY HEAD FOOTBALL COACH

PERSONAL

Born: Nov. 26, 1979 in Watsonville, Calif.

Family: Wife, Tamika, and sons, A.J. and Ace

Twitter: @Coach_Telliott

EDUCATION

High School: James Island, Charleston, S.C., 1997

College: Clemson (Industrial Engineering.), 2002

PLAYING EXPERIENCE

Clemson (1999-2003)

• Four-year letterwinner as a wide receiver

• Co-captain on 2003 team that went 9-4 and No. 22 ranking

• First Team Academic All-ACC

• CoSIDA Academic All-District

• Recipient of ACC Weaver-James-Corrigan

Postgraduate scholarship

TONY ELLIOTT COACHING LEDGER

YEAR	SCHOOL	POSITION(S)	W-L	BOWL(S)
2006	SC State	WR	7-4	
2007	SC State	WR	7-4	
2008	Furman	WR	7-5	
2009	Furman	WR	6-5	
2010	Furman	WR	5-6	
2011	Clemson	RB	10-4	Orange
2012	Clemson	RB	11-2	Chick-fil-A
2013	Clemson	RB	11-2	Orange
2014	Clemson	RB	9-3	
	Clemson	Co-OC, RB	1-0	Russell Athletic
2015	Clemson	Co-OC, RB	14-1	Orange, CFPNCG
2016	Clemson	Co-OC, RB	14-1	Fiesta, CFPNCG
2017	Clemson	Co-OC, RB	12-2	Sugar
2018	Clemson	Co-OC, RB	15-0	Cotton, CFPNCG
2019	Clemson	Co-OC, RB	14-1	Fiesta, CFPNCG
2020	Clemson	Co-OC, RB	10-2	Sugar
2021	Clemson	OC, TE	9-3	
2022	Virginia	Head Coach	3-7	
2023	Virginia	Head Coach	0-4	

Record as Asst. 162-45

Clemson Record 130-21

Record as OC 89-10

Virginia Record 3-11

Tony Elliott, a patient man, was looking for the right fit when it came time for him to leave the assistant coaching ranks and take on the responsibility of running a collegiate football program as the head coach. During his 11-year tenure at Clemson, his alma mater, several opportunities presented themselves, but it was not until Virginia came calling that he felt the setting was right for what he wants to accomplish.

On Dec. 10, 2021, Elliott was named the University of Virginia's Fralin Family Head Football Coach. At his introductory press conference, he explained his decision to become the Cavaliers' head coach and what he wants to accomplish in Charlottesville.

"I chose UVA because I wanted to lead a program that was partnered with a university that had world-class academics," he said "I wanted to be able to recruit the best and the brightest student-athletes."

"I wanted to compete in the best conference in college athletics. I wanted to be a part of an alignment with (athletic director) Ms. Carla (Williams) and President (Jim) Ryan that shared a vision that was similar to mine, which is centered around the holistic development of the student-athlete. And lastly, I wanted to be part of a university and athletic department that would not compromise its values to win.

"There is no better place for me than UVA. And there is no better time than now."

With that, Elliott went to work crafting what he had hoped to build for years - The Model Program.

"My vision for the UVA football program is to become the model in college football, the model program in college football," he said. "My goal is to contribute to changing the narrative in college football and demonstrate that you can win at the highest level and you can do so while achieving excellence in education, leadership and service."

Elliott's cornerstones of that culture are based on **H.E.A.R.T. - humility, effort, accountability, respect and toughness.**

"I think that building a championship culture starts with making sure that you have alignment and a vision," he said. "You clearly state the vision and you are particular in the people that you bring in and make sure that they align with the vision, and then you stay grounded to the principles that you set in place for the players and the staff, and you go to work every single day, and you keep an inside-out mentality. It's one day at a time, and eventually that will bring your championship culture to life."

Elliott's background and coaching pedigree is rich with championship experiences.

He spent 11 seasons as an assistant on Dabo Swinney's staff at Clemson. In January of 2021, he was named the program's assistant head coach and offensive coordinator. He previously served as the team's co-offensive coordinator (2014-20) and the team's running backs coach (2011-20).

At Clemson, Elliott was a part of a 10-season stretch in which the Tigers won 10 or more games. In that span, Clemson won six Atlantic Coast Conference Championships, made four appearances in the College Football Playoff National Championship game and captured national titles in 2016 and 2018.

After Elliott's promotion to co-offensive coordinator prior to the 2014 Russell Athletic Bowl, the Tigers posted an 89-10 record and ranked in the top 12 nationally in total offense. Clemson either led or ranked No. 2 in the ACC in total offense in five of his seven seasons as an offensive coordinator. Elliott's 2018 and 2019 offenses were responsible for two of the 22 650-point seasons in major college football history.

Elliott was named the Frank Broyles Award recipient as the nation's top assistant coach in 2017. Before transitioning to the tight ends room this year, Elliott was in charge of Clemson's running backs for his first 10 seasons. In that time, he guided Clemson running back Travis Etienne to one of the most illustrious careers in ACC and college football history, helping him set the NCAA record for most games scoring a touchdown (46) and secure ACC records for career rushing yards (4,952), total touchdowns (78), rushing touchdowns (70) and points (468).

As the program's offensive coordinator, Elliott worked with two first-round draft picks at quarterback, including the 2021 first overall pick Trevor Lawrence. From 2015-2020, a Clemson offensive player took home both the ACC's Player of the Year and Offensive Player of the Year awards four times.

Prior to returning to his alma mater, Elliott spent three seasons at Furman (2008-10) and two at South Carolina State (2006-07) coaching wide receivers at both schools. Prior to his coaching career he worked for Michelin North America for two years.

In 2002, Elliott earned his undergraduate degree in industrial engineering from Clemson, where he was a first-team Academic All-ACC selection as well as a CoSIDA Academic District III member. He was also a recipient of an ACC Weaver-James-Corrigan Postgraduate Scholarship.

Under Tommy Bowden, he came to Clemson as a walk-on wide receiver in the fall of 1999 and finished his career with four letters and appeared in 44 games. Swinney was his position coach his senior year (2003) in which he was named a co-captain of a team that finished with a 9-4 record and a No. 22 final ranking by AP and USA Today.

**DES KITCHINGS****Offensive Coordinator/TES**

Year at UVA: Second

Year Coaching: 20th

Location:

FIELD

Previous Coaching Stops: Furman, Vanderbilt, Air Force, NC State, South Carolina, Atlanta Falcons

- Came to UVA after serving as the Atlanta Falcons runnings back coach (2021).
- Coached with Tony Elliott at Furman in 2008.
- All-American returner at Furman, youngest inductee into Furman Athletics Hall of Fame.
- Coached eight seasons at NC State (2012-19).

**JOHN RUDZINSKI****Defensive Coordinator/DBS**

Year at UVA: Second

Year Coaching: 19th

Location:

FIELD

Previous Coaching Stops: Air Force

- Came to UVA after serving as the DC at Air Force. The Falcons ranked 4th nationally in ypg in 2021.
- Air Force Academy graduate, maintenance operations officer from 2007-10 at Charleston Air Force Base.
- Earned Air Force's highest honor as a player, the Brian Bullard Award.
- UVA ranked No. 3 in ACC in pass defense No. 5 in sacks and No. 5 in passing efficiency in 2021

**KEITH GAITHER****Special Teams Coordinator/RBs**

Year at UVA: Second

Year Coaching: 28th

Location:

FIELD

Previous Coaching Stops: Greensboro, Tusculum, Elon, Ball State, Army, ECU, Western Michigan

- Two stints as Army wide receivers coach (2015-16 & 2020-21)
- Four-year starter as a defensive back at Elon (1993-97)

**CUROME COX****Def. Passing Game Coord./DBs**

Year at UVA: Second

Year Coaching: 14th

Location:

FIELD

Previous Coaching Stops: Maryland, Coastal Carolina, UConn, Albany, Air Force

- Member of John Rudzinski's defensive staff at Air Force (DBs) in 2020 and 2021
- Finalist for 2006 AFC Special Teams Player of the Year as a member of the Broncos; played for four NFL teams (Falcons, Broncos, Texans, Saints) over five-year span (2004-08).
- Played against Tony Elliott (WR at Clemson) as a DB at Maryland.

**KEVIN DOWNING****Defensive Tackles**

Year at UVA: Second

Year Coaching: 18th

Location:

FIELD

Previous Coaching Stops: Winston Salem State, Elon, Kennesaw State, Navy

- Part of one Navy's best seasons (2019) as team's DE/OLB coach.
- Spent a combined eight seasons coaching in home state of North Carolina

**TERRY HEFFERNAN****Offensive Line**

Year at UVA: First

Year Coaching: 20th

Location:

FIELD

Previous Coaching Stops: Louisville, Michigan, Wayne State, Detroit Lions, Eastern Kentucky, Buffalo Bills, Stanford

- One of two new hires to the 2023 coaching staff.
- Five years of NFL Coaching experience
- Coached in the 202 AFC Championship Game with the Buffalo Bills

**TAYLOR LAMB****Quarterbacks**

Year at UVA: Second

Year Coaching: Fourth

Location:

BOOTH

Previous Coaching Stops: Gardner-Webb

- Dual-threat QB at Appalachian State where he threw for 9,786 yards, rushed for 2,008.
- 36-13 record as starting QB at App. State
- Son of Bobby Lamb former Anderson, Furman and Mercer head coach.

**ADAM MIMS****Wide Receivers**

Year at UVA: Second

Year Coaching: Eighth

Location:

FIELD

Previous Coaching Stops: Samford, Presbyterian, Tennessee Tech, UT-Chattanooga

- Second season at UVA, first as wide receivers coach. Elevated from senior offensive analyst.
- Part of Bill Walsh Diversity Coaching Fellowship in 2022.
- Furman's career (198) and single season (76) reception leader. His 2,433 career receiving yards are the most in school history.

**CLINT SINTIM****Linebackers**

Year at UVA: Fourth

Year Coaching: 11th

Location:

BOOTH

Previous Coaching Stops: West Alabama, Richmond, Delaware

- Longest tenured coach on the staff, was a defensive lines coach in 2020 & 2021 before moving to LBs in 2022
- No. 2 all-time at UVA with 29 career sacks.
- Member of the New York Giants Super Bowl XLVI Championship team, played four seasons in the NFL for the Giants.

**CHRIS SLADE****Defensive Ends**

Year at UVA: Second

Year Coaching: 12th

Location:

FIELD

Previous Coaching Stops: Pace Academy (head coach)

- Spent 10 seasons as the head coach at Pace Academy where he produced a 59-42 record including the 2015 2A State Championship.
- ACC's all-time leader in sacks (40). Had his No. 85 jersey retired after his senior season.
- Played 142 games over nine-year NFL career.



2023 ACC STANDINGS

	W	L	W	L
Florida State	2	0	4	0
Louisville	2	0	4	0
Duke	1	0	4	0
North Carolina	1	0	4	0
NC State	1	0	3	1
Georgia Tech	1	1	2	2
Miami	0	0	4	0
Syracuse	0	0	4	0
Virginia Tech	0	0	1	3
Wake Forest	0	1	3	1
Pitt	0	1	1	3
Virginia	0	0	0	4
Clemson	0	2	2	2
Boston College	0	2	1	3

2023 ACC PRESEASON POLL (176 TOTAL VOTES)

1. Clemson (103), 2370
2. Florida State (67), 2304
3. North Carolina (5), 1981
4. NC State (1), 1662
5. Miami, 1553
- T6. Duke, 1511
- T6. Pitt, 1511
8. Louisville, 1344
9. Wake Forest, 1181
10. Syracuse, 826
11. Virginia Tech, 678
12. Georgia Tech, 633
13. Boston College, 561
14. Virginia, 365

3-5-5 SCHEDULE MODEL

2023 will be the debut of the ACC's 3-5-5 schedule model whereby each team will play three primary opponents annually and face the other 10 league teams twice during the four-year cycle, once at home and once on the road. The schedule allows for each team to face all 13 conference opponents home and away at least once during the four-year cycle.

The three primary partners for each ACC team are as follows:

Boston College: Miami, Pitt, Syracuse
Clemson: Florida State, Georgia Tech, NC State
Duke: North Carolina, NC State, Wake Forest
Florida State: Clemson, Miami, Syracuse
Georgia Tech: Clemson, Louisville, Wake Forest
Louisville: Georgia Tech, Miami, Virginia
Miami: Boston College, Florida State, Louisville
North Carolina: Duke, NC State, Virginia
NC State: Clemson, Duke, North Carolina
Pitt: Boston College, Syracuse, Virginia Tech
Syracuse: Boston College, Florida State, Pitt
Virginia: Louisville, North Carolina, Virginia Tech
Virginia Tech: Pitt, Virginia, Wake Forest
Wake Forest: Duke, Georgia Tech, Virginia Tech

VIRGINIA FUTURE ACC OPPONENTS/SCHEDULES

2024

Home – Florida State, Louisville, UNC, Wake Forest
Away – Clemson, Duke, Pitt, Virginia Tech

2025

Home – BC, Miami, Syracuse, Virginia Tech
Away – Georgia Tech, Louisville, UNC, NC State

GAME-WINNING FIELD GOALS IN UVA HISTORY

Below is the list of UVA's all-time fourth quarter game-winning field goals that were the game's last score and gave the Cavaliers the lead for good.

NAME	DATE	OPP.	DISTANCE	TIME	FINAL
Brendan Farrell	Sept. 17, 2022	ODU	26	:00	16-14
Ian Frye	Sept. 13, 2014	Louisville	42	3:42	23-21
Robert Randolph	Sept. 10, 2011	at Indiana	23	:00	34-31
Chris Gould	Oct. 13, 2007	UConn	19	3:20	17-16
Chris Gould	Oct. 6, 2007	at Middle Tenn.	34	:08	23-21
Connor Hughes	Dec. 30, 2005	vs. Minnesota	39	1:08	34-31
Connor Hughes	Sept. 17, 2005	at Syracuse	19	:01	27-24
Connor Hughes	Sept. 27, 2003	Wake Forest	38	:10	27-24
Todd Braverman	Sept. 4, 1999	at North Carolina	50	:27	20-17
Todd Braverman	Sept. 19, 1998	Clemson	30	:49	20-18
John A. Roberts	Oct. 18, 1997	Duke	29	2:31	13-10
Rafael Garcia	Nov. 16, 1996	North Carolina	32	:39	20-17
Rafael Garcia	Sept. 17, 1994	Clemson	19	:26	9-6
Jake McInerney	Oct. 28, 1989	Louisville	37	:00	16-15
Mark Inderlied	Sept. 17, 1988	Georgia Tech	35	:09	17-16
Mark Inderlied	Nov. 12, 1988	North Carolina	28	6:11	27-24
Jeff Gaffney	Oct. 4, 1986	at Wake Forest	36	:56	30-28
Kenny Stadlin	Dec. 31, 1984	vs. Purdue	22	7:17	27-24
Wayne Morrison	Oct. 31, 1981	VMI	20	11:26	13-10
Wayne Morrison	Nov. 1, 1980	at Tennessee	43	11:03	16-13
Russell Henderson	Oct. 22, 1977	Wake Forest	34	:05	12-10
Billy Maxwell	Nov. 20, 1971	at Maryland	22	:18	29-27

UVA ALL-TIME OVERTIME GAMES

- UVA has played 12 all-time OT games and has a 4-8 record all-time:

Year	Opponent	Site	Result
2022	Miami (4 OT)	Scott Stadium	L, 12-14
2018	at Virginia Tech	Lane Stadium (Blacksburg, Va.)	L, 31-34
2018	at Georgia Tech	Bobby Dodd Stadium (Atlanta, Ga.)	L, 27-30
2015	vs. Syracuse (3 OT)	Scott Stadium	W, 44-38
2011	vs. Idaho	Scott Stadium	W, 21-20
2008	vs. Miami	Scott Stadium	L, 17-24
2008	vs. North Carolina	Scott Stadium	W, 16-13
2006	vs. Wyoming	Scott Stadium	W, 13-12
2004	vs. Fresno State *	Bronco Stadium (Boise, Idaho)	L, 34-37
2003	at Clemson	Memorial Stadium (Clemson, S.C.)	L, 27-30
2000	vs. BYU	Scott Stadium	L, 35-38
1999	vs. Duke (2 OT)	Scott Stadium	L, 17-24

*MPC Computers Bowl

OFFENSE

Game	WR	LT	LG	C	RG	RT	WR/TE	QB	TB	TE/WR	WR
Tennessee	Fields	Boley	Josey	Furnish	Stevens	Nnanna	Starling	Muskett	P. Jones	S. Wood	Washington
JMU	Fields	Boley	Josey	Furnish	Stevens	Nnanna	Starling	Colandrea	P. Jones	Misch	Harrison
Maryland	Fields	Boley	Josey	Stevens	Furnish	Nnanna	Wood	Colandrea	P. Jones	Misch	Washington
NC State	Fields	Boley	Josey	Stevens	Furnish	Nnanna	Wood	Colandrea	Pace	Washington	Wilson
Boston College											
William & Mary											
North Carolina											
Miami											
Georgia Tech											
Louisville											
Duke											
Virginia Tech											

DEFENSE

Game	BANDIT	DE	NT	DE	MIKE	WILL	LC	SPUR	FS	SS	RC
Tennessee	Butler	Faumui	J. Carter	Smiley	J. Jackson	Ahern	King	Kyle	Sanker	Long	Westfall
JMU	Butler	Faumui	J. Carter	Smiley	J. Jackson	Bracey	King	Kyle	Sanker	Herard	Westfall
Maryland	Bennett Jr.	Faumui	J. Carter	Butler	J. Jackson	Ahern	King	Kyle	Sanker	Herard	Ma. Greene
NC State	Bennett Jr.	Faumui	J. Carter	Butler	J. Jackson	Robinson	King	Kyle	Sanker	Herard	Ma. Greene
Boston College											
William & Mary											
North Carolina											
Miami											
Georgia Tech											
Louisville											
Duke											
Virginia Tech											

UVA CAREER STARTS BY POSITION

OFFENSE

WR	LT	LG	C	RG	RT	TE	QB	RB	WR	WR
Wilson (4)	Boley (5)	Josey (8)	Furnish (11)	Stevens (21)	Nnanna (4)	Misch (19)	Muskett (24)	P. Jones (11)	Washington (22)	Fields (5)
Harrison (1)			J. Johnson (1)	Furnish (2)		S. Wood (5)	Colandrea (3)	Hollins (3)		
			Stevens (2)					Pace (7)		

DEFENSE

DE	DT/NT	ILB	ILB	BANDIT	CB	FS	SS	CB	SPUR
Faumui (18)	J. Carter (24)	Bracey (1)	Ahern (9)	Bennett Jr. (11)	Westfall (2)	Sanker (4)	Clary (12)	King (4)	Sanker (6)
Misch (1)	Faumui (10)	Robinson (1)	J. Jackson (9)	Butler (2)	Ma. Greene (7)	Long (6)	King (9)		Kyle (15)
Smiley (5)						King (5)	Long (1)		
Agunloye (1)							Sanker (2)		
Butler (45)							Herard (3)		

CAREER STARTS

Offensive Players

Name, Pos.	'18	'19	'20	'21	'22	'23	Career	Streak
Tony Muskett, QB	*	*	4!	11!	8!	1	24	-
Brian Stevens, OG	*	0	*	8\$	11\$	4	23	15
Malik Washington, WR	*	0	0	7#	12#	3	22	2
Grant Misch, TE	1^	0	3	7	7	2	20	-
Ty Furnish, C/G	*	*	*	0	9	4	13	9
Perris Jones, RB	0	0	0	0	9	3	11	-
Noah Josey, OG	*	*	*	0	4	4	8	8
Kobe Pace, RB	*	*	0	6%	0	1	7	1
McKale Boley, OT	*	*	*	*	2	4	6	4
Sackett Wood, TE	*	*	0	0	2	3	5	2
Malachi Fields, WR	*	*	*	1	0	4	5	3
Ugonna Nnanna, OT	*	*	0	0	0	4	4	4
JR Wilson, WR	*	*	*	*	3	1	4	1
Mike Hollins, RB	*	0	*	1	2	0	3	-
Anthony Colandrea, QB	*	*	*	*	*	3	3	3
Suderian Harrison, WR	*	*	*	*	*	1	1	-
Jestus Johnson, C	*	*	0	0	1	0	1	-
Mike Hollins, RB	*	0	*	1	0	0	1	-

* did not play Note: Some starts may be at positions other than the ones listed.

^ - starts while playing defense

! - starts while playing at Monmouth \$ - starts while playing at Dayton

- starts while playing at Northwestern % - starts while playing at Clemson

Defensive Players

Name, Pos.	'18	'19	'20	'21	'22	'23	Career	Streak
Kam Butler, DL	*	14%	3%	13%	10	4	47	44
Aaron Faumui, DT	4	5	0	6	9	4	28	8
Jahmeer Carter, DL	*	*	0	10	10	4	24	16
Coen King, S	0	0	4	7	5	4	20	8
Tayvonn Kyle, CB	*	5+	5+	0	2+	3	15	5
Antonio Clary, S	*	0	3	3	7	0	13	-
Sam Westfall, CB	0	0	0	0	11\$	2	13	-
Chico Bennett, DE	*	0	2&	*	9	2	13	2
Jonas Sanker, S	*	*	*	0	9	4	13	4
Paul Akere, DL	0	*	*	10@	0	0	10	-
Josh Ahern, LB	*	0	0	3	5	2	10	1
James Jackson, LB	*	*	*	0	6	4	10	8
Langston Long, S	*	*	*	0	6	1	7	-
Malcolm Greene, CB	*	*	3!	0	2!	2	7	2
Ben Smiley, DL	*	0	0	2	1	2	5	-
Dave Herard, LB	*	*	0	0	0	3	3	3
Kam Robinson	*	*	*	*	*	1	1	1
Olasunkomi, Agunloye, DL	*	*	0	1	0	0	1	-
Stevie Bracey, LB	*	*	*	*	0	1	1	-

* did not play Note: Some starts may be at positions other than the ones listed.

& - starts while playing at Georgia Tech % - Starts while playing at Miami (OH)

\$ - starts while playing at SMU @ - starts while playing at Columbia

+ - starts while playing at Iowa State ! - starts while playing at Clemson



VIRGINIA I0 LONGEST PLAYS

RUNS FROM SCRIMMAGE

96	Mikell Simpson vs. Texas Tech, 2007
88	Bob Davis vs. N. C. State, 1964
81+	Tommy Vigorito vs. NC State, 1979
81	Tiki Barber vs. Michigan, 1995
80+	Tiki Barber vs. Virginia Tech, 1996
80	Thomas Jones vs. San Jose State, 1998
79	Ray Brown vs. Hampden-Sydney, 1946
79	Barry Word vs. Georgia Tech, 1985
79	Cedric Peerman vs. East Carolina, 2008
78+	Alvin Pearman vs. Virginia Tech, 2004
+Non-scoring play	

PASS COMPLETIONS

97	Harry Martin to Bus Male to John Leys, Navy, 1935
93	Wayne Schuchts to Nick Merrick, Wake Forest, 1982
92	Stan Fischer to Joe Kehoe, Navy, 1960
91	Matt Blundin to Tyrone Davis, N.C. State, 1991
90	Scott Gardner to Harrison Davis, UNC, 1973
90	Emmanuel Byers to Deyon Williams, Miami, 2005
90	Brennan Armstrong to Lavel Davis Jr., ACU, 2020
89	Kevin Ferguson to John Ford, VMI, 1984
88	Todd Kirtley to Cole Egan, Rutgers, 1980
87	Symmon Willis to Larry Holmes, Ohio, 1993
86	Bryce Perkins to Olamide Zaccheaus, Ohio, 2018

PUNTS

80	Sam Maphis, 1923, Virginia Tech
79	Ray Quillen, 1954, Lehigh
78	Will Brice, 1994, Georgia Tech
78	Nash Griffin, 2019, Louisville
77	Alec Vozenilek, 2013, Pitt
74	Russ Henderson, 1977, Syracuse
73	Braxton Hill, 1965, West Virginia
72	Kevin Ferguson, 1984, Georgia Tech
72	Ed Garno, 1991, VMI
71	Hal Trentham, 1970, Duke
70	Hunter Richards, 1968, Navy
70	Will Brice, 1994, North Carolina
70	Mike Abrams, 2000, Brigham Young
70	Nash Griffin, 2019, Florida

FIELD GOALS

56	Kenny Stadlin vs. Virginia Tech, 1984
56	Rafael Garcia vs. Texas, 1995
53	Connor Hughes vs. Wake Forest, 2003
53	Ian Frye vs. BYU, 2013
52	Connor Hughes vs. NC State, 2003
52	Chris Hinkle vs. Maryland, 2010
51	Mark Inderlied vs. South Carolina, 1987
51	Jake McInerney vs. Georgia Tech, 1990
51	Chris Gould vs. North Carolina, 2007
50	Wayne Morrison vs. Navy, 1979
50	Rafael Garcia vs. Virginia Tech, 1994
50	Todd Braverman vs. North Carolina, 1999
50	Connor Hughes vs. Georgia Tech, 2003
50	Connor Hughes vs. Clemson, 2004
50	Connor Hughes vs. Florida State, 2005

INTERCEPTIONS RETURNS

95	Ted Rzempoluch, Maryland, 1961
95	Antwan Harris, North Carolina, 1996
85	Nick Grant, William & Mary, 2019
85	Noah Taylor, Louisville, 2020
84	D'Sean Perry, Abilene Christian, 2020
79+	Bill Sinclair, Tulane, 1950
77	Randy Neal, Georgia Tech, 1994
70+	John Duda, Richmond, 1946
69	Maurice Canady, Kent State, 2014
69+	Greg McClellan, Duke, 1991
65+	Chase Minnifield, Richmond, 2010
64+	John Pincavage, William & Mary, 1963
64	Bob McGrail, Army, 1971
+Non-scoring play	

KICKOFF RETURNS

100	Tavon Mason, Georgia Tech, 2001
100	Marquis Weeks, North Carolina, 2002
100	Marquis Weeks, North Carolina, 2004
100	Joe Reed, William & Mary, 2019
99	Henry Massie, North Carolina, 1963
98	Joe Reed, Navy, 2017
96	Jerrold Washington, Georgia Tech, 1992
95	Jim Ashwell, Washington & Lee, 1951
95	Joe Reed, Duke, 2019
93+	Alvin Pearman, North Carolina, 2004
92	Joe Reed, Georgia Tech, 2017
91+	Malcolm Pittman, Maryland, 1983
90	John Pincavage, South Carolina, 1965
90	Frank Quayle, South Carolina, 1967
90	Jerrold Washington, Virginia Tech, 1991
90	Joe Reed, Liberty, 2018
+Non-scoring play	

PUNT RETURNS

95	Harry Martin to Bus Male to Harry Martin, Maryland, 1935
89	Bill Dudley, Lafayette, 1941
79	Terry Sieg, Virginia Tech, 1962
79+	Jason Wallace, Clemson, 1990
76	Chris Warren, Navy, 1986
75+	Gene Schroeder, Pennsylvania, 1950
75+	Steve Sroba, Maryland, 1972
74	Tiki Barber, Navy, 1994
74	Tiki Barber, NC State, 1996
74	Maurice Canady, William & Mary, 2015
72	Eddie Knowles, Virginia Tech, 1952
+Non-scoring play	

FUMBLE RETURNS (40+)

92	Art Thomas, 2001, Penn State
79	Dennis Borchers, 1967, North Carolina
58	Byron Thweatt, 2000, Georgia
44	Chris Cook, 2007, Miami (Fla.)

BLOCKED FG RETURNS (50+)

65+	Maurice Canady, 2014, Miami (Fla.)
+Non-scoring play	

OPPONENT I0 LONGEST PLAYS

RUNS FROM SCRIMMAGE

90	Joe Bellino, Navy, 1960
90	LaMont Jordan, Maryland, 1999
88	Ray Robinson, N.C. State, 1998
87	John Mackovic, Wake Forest, 1964
87	Eddie Hicks, East Carolina, 1975
87	Travis Minor, Florida State, 1997
85	Royce Freeman, Oregon, 2016
84	Tremayne Stephens, N.C. State, 1994
83	Gerry Goodwin, Navy, 1974
82	Chuck McSwain, Clemson, 1982

PASS COMPLETIONS

99	Dondrial Pinkins to Troy Williamson, South Carolina, 2003
97	Mark Fellers to Craig Brantley, Clemson, 1974
96	Tajh Boyd to Sammy Watkins, Clemson, 2013
93	Andy Davis to Charlie Jones, George Washington, 1949
92	Malik Cunningham to Tyler Harrell, Louisville, 2021
86	Charlie Ward to Tamarick Vanover, Florida State, 1993
85	Cooper Rush to Corey Willis, Central Michigan, 2016
81	T.J. Yates to Dwight Jones, UNC, 2010
80	Phil Rogers to Ricky Scales, VPI, 1973
80	Jon Roddy to Gary Clark, James Madison, 1982
79	Ray Fox to Richie Gaskell, George Washington, 1953
79	Chris Weinke to Peter Warrick, Florida State, 1998
79	Chris Rix to Craphonso Thorpe, Florida State, 2003
79	Mike Glennon to Bryan Underwood, NC State, 2011

PUNTS

95	Carl Brazell, South Carolina, 1955
89	Gary Clark, JMU, 1983
87	Gary Clark, JMU, 1983
85	Fred Combs, NC State, 1967
85+	Ryan Switzer, North Carolina, 2013
84	Sterling Wingo, VPI, 1950
80	Jonathan Smith, Georgia Tech, 2003
77+	Billy Hardee, VPI, 1974
72+	Napoleon McCallum, Navy, 1982
70	Johnny Watkins, VPI, 1960
+Non-scoring play	

FIELD GOALS

56	Paul Engle, VPI, 1977
55	Wayne Latimer, VPI, 1973
53	Steve Christie, William & Mary, 1988
53	Dave Frakes, Georgia Tech, 1996
52	Obed Ariri, Clemson, 1980
51	Klaus Wilmsmeyer, Louisville, 1989
51	Luke Manget, Georgia Tech, 2001
51	Travis Bell, Georgia Tech, 2007
50	Phil Dawson, Texas, 1995
50	Shayne Graham, VPI, 1998
50	Robbie Gould, Penn State, 2002
50	Dan Orner, North Carolina, 2003

INTERCEPTIONS RETURNS

100	Tom Brown, Maryland, 1962
97+	Dior Mathis, Oregon, 2013
89+	Kevin Benson, Maryland, 1973
89	Antwon Black, North Carolina, 1999
88	Derrick Taylor, N.C. State, 1986
87	Dennis O'Toole, William & Mary, 1961
80	Abdual Howard, FSU, 2001
78	Clint Session, Pittsburgh, 2006
72	Dale Matthews, Richmond, 2018
70+	Zach Brown, North Carolina, 2010
+Non-scoring play	

KICKOFF RETURNS

100	Dick Pawlewicz, William & Mary, 1974
100	Freddie Parham, South. Miss., 2009
100	Stefon Diggs, Maryland, 2012
99	Adam Hine, Brigham Young, 2014
98	Israel Abanikanda, Pitt, 2021
98	Braedan Wisloski, Maryland, 2023
96	Terry Strock, VPI, 1961
95	Doug Nettles, Vanderbilt, 1955
95	Matthew Thomas, South Carolina, 2002
95	Duke Johnson, Miami, 2012
94	Jack Hudson, Vanderbilt, 1955
94	DeVon Edwards, Duke, 2015

PUNT RETURNS

95	Carl Brazell, South Carolina, 1955
89	Gary Clark, JMU, 1983
87	Gary Clark, JMU, 1983
85	Fred Combs, N.C. State, 1967
85	Ryan Switzer, North Carolina, 2013
84	Sterling Wingo, VPI, 1950
80	Jonathan Smith, Georgia Tech, 2003
75	Quadree Henderson, Pitt, 2017
77+	Billy Hardee, Virginia Tech, 1974
72+	Napoleon McCallum, Navy, 1982
+Non-scoring play	

FUMBLE RETURNS (40+)

93	Antwan Edwards, Clemson, 1998
75	Randall Goforth, UCLA 2014
72	David Gilbert, Miami (Fla.), 2013
70	Andrew Motuapuaka, Virginia Tech, 2016
48+	Myron Tagovailoa-Amosa, Notre Dame, 2019
44	Antwan Cordy, Syracuse, 2015

BLOCKED FG RETURNS (50+)

78	Bill McCoy, Purdue, 1968
61	Rodney Ezzard, Duke, 2007

A VIRGINIA PLAYER HAD...

200 yards rushing: 223, Alvin Pearman vs. Duke, 2004
150 yards rushing: 164, Bryce Perkins vs. Virginia Tech, 2019
100 yards rushing: 105, Brennan Armstrong; 104 Perris Jones vs. Richmond, 2022
30 carries: 30, Cedric Peerman vs. North Carolina, 2007
25 carries: 26, Jordan Ellis vs. South Carolina, 2018
4 TDs rushing: 4, Keith Payne vs. Richmond, 2010
3 TDs rushing: 3, Bryce Perkins vs. Duke, 2019
2 TDs rushing: 2, Mike Hollins, vs. JMU, 2023
3 TDs rushing by a QB: 3, Bryce Perkins vs. Duke, 2019
2 TDs rushing by a QB: 2, Brennan Armstrong vs. Virginia Tech, 2021
QB rushed for 100 yards: 105, Brennan Armstrong vs. Richmond, 2022
QB rushed for 100 yards in back-to-back games: Bryce Perkins at UNC, vs. GT, 2019
2 rushers with 100+ yards: Brennan Armstrong (105) and Perris Jones (104) vs. Richmond, 222
2 rushers with 2 TDs: Bryce Perkins (3), Wayne Taulapapa (2) vs. Duke, 2019
75+ yard run: 75 (TD) Jordan Ellis vs. Ohio, 2018
50+ yard run: 64 (TD) Brennan Armstrong vs. Richmond, 2022
10+ receptions: 10, Malik Washington vs. NC State, 2023
200 yards receiving: 247, Olamide Zaccheaus vs. Ohio, 2018
150 yards receiving: 170, Malik Washington vs. NC State, 2023
100 yards receiving: 170, Malik Washington vs. NC State, 2023
100 yards receiving in back-to-back games: Malik Washington vs. JMU (119)/at Pitt (141)
100 yards receiving in three-straight games: Dontayvion Wicks vs. Duke (125)/Georgia Tech (168)/BYU (125)
4 TDs receiving: 4, Ed Carrington at Maryland, 1965
3 TDs receiving: 3, Olamide Zaccheaus vs. South Carolina, 2018
2 TDs receiving: 2, Dontayvion Wicks vs. Georgia Tech, 2021
2 receivers with 100 yards receiving: 144, Dontayvion Wicks at Pitt, 2021
 126, Keytaon Thompson at Pitt, 2021
3 receivers with 100 yards receiving: 136, Doni Dowling vs. UConn, 2017
 127, Andre Levrone vs. UConn, 2017
 122, Olamide Zaccheaus vs. UConn, 2017
2 receivers with 2 TDs: Ryan Sawyer (2), Heath Miller (2) vs. Wake Forest, 2002
70+ yard pass play: 75 (TD), Kobe Pace from Anthony Colandrea vs. JMU, 2023
50+ yard pass play: 59, Malik Washington from Anthony Colandrea vs. NC State, 2023
An OL caught a pass: Elton Brown vs. Florida State, 2004
Attempted 60 passes: 60, Brennan Armstrong at Louisville, 2021
Attempted 50 passes: 59, Brennan Armstrong vs Wake Forest, 2021
Attempted 40 passes: 49, Brennan Armstrong vs. Virginia Tech, 2021
Completed 40 passes: 40, Brennan Armstrong at Louisville, 2021
Completed 30 passes: 36, Brennan Armstrong at Pitt, 2021
Completed 25 passes: 29, Brennan Armstrong vs Virginia Tech, 2021
500 yards passing: 554, Brennan Armstrong at North Carolina, 2021
400 yards passing: 405, Brennan Armstrong vs. Virginia Tech, 2021
300 yards passing: 377, Anthony Colandrea vs. JMU, 2023
250 yards passing: 363, Anthony Colandrea vs. Maryland, 2023
Three Consecutive 400-yard passing games: Brennan Armstrong vs. Illinois (405), at North Carolina (554), vs. Wake Forest 2021 (407)
Four Consecutive 300-yard passing games: Brennan Armstrong at Louisville (487), Duke (364), Georgia Tech (396), at BYU (337)
6 TD passes: 6, Dan Ellis vs. Duke, 2000
5 TD passes: 5, Brennan Armstrong vs. Illinois, 2021
4 TD passes: 4, Brennan Armstrong at BYU, 2021
3 TD passes: 3, Brennan Armstrong at Pitt, 2021
A non-QB threw a TD pass: Olamide Zaccheaus (WR) 15 yards to Evan Butts vs. Duke, 2015
Threw 3+ interceptions: 3, Bryce Perkins vs. Miami, 2018
400 yards total offense in four-straight Games: Brennan Armstrong, 2021 (436 vs. Illinois; 538 at North Carolina; 440 vs. Wake Forest; 431 at BYU)
500 yards total offense: 553, Brennan Armstrong at North Carolina, 2021
400 yards total offense: 460, Brennan Armstrong at Pitt, 2021
300 yards total offense: 314, Anthony Colandrea vs. NC State, 2023
200 All-purpose yards: 200, Joe Reed at Georgia Tech, 2018
Intercepted 3 passes: 3, Rodney McLeod at Maryland, 2011
Intercepted 2 passes: 2, Brenton Nelson vs. Duke, 2020
2 Players Intercepted 2 passes: 2, Bryce Hall & Juan Thornhill at Duke, 2016
INT by a lineman: David Dean at Virginia Tech, 2014
INT by a linebacker: D'Sean Perry vs. Abilene Christian, 2020
INT at or behind line of scrimmage: David Dean at Virginia Tech, 2014
INT Return for a TD: 85 yards, Noah Taylor vs. Louisville, 2020
INT Return for a TD by a DB: 85 yards, Nick Grant vs. William & Mary, 2019
INT Return for a TD by a linebacker: 84 yards, D'Sean Perry vs. Abilene Christian, 2020
INT Return for a TD by a lineman: 3 yards by David Dean at Virginia Tech, 2014
2 INTs for Touchdowns: 2, Randy Neal vs. Virginia Tech, 1992
2 players with INTs for TD: Muffin Curry and Tony Franklin vs. W. Mich., 2003
4 sacks: 4, Charles Snowden vs. North Carolina, 2020
3 sacks: 4, Charles Snowden vs. North Carolina, 2020
4+ TFLs: 4, Nick Jackson vs. Duke, 2021
15+ Tackles: 16, Nick Jackson at BYU, 2020
4+ PBUs: 4, Bryce Hall vs. Ohio, 2018
Defensive Extra Point: Juan Thornhill at Indiana, 2018 (blocked PAT, scoop & score)
Fumble recovery for TD: Eli Hanback vs. Virginia Tech, 2019 (0 yards)
2 Fumble Recoveries: 2, Eli Hanback vs. Ohio, 2018
Five Field Goals: 5, Chris Gould vs. North Carolina, 2007
Four Field Goals: 4, Will Bettridge vs. Miami, 2022
Three Field Goals: 3, Brendan Farrell, ODU, 2022
Missed a PAT: Will Bettridge at Georgia Tech, 2022
Blocked a Punt: Noah Taylor at Pitt, 2019
Blocked Punt for a Touchdown: Trey Womack blocked punt & Bill Schautz returned it 20 yards for TD at Miami, 2009
Blocked a Field Goal: Nick Grant vs. William & Mary, 2021
Blocked a PAT Attempt: Noah Taylor vs. Georgia Tech, 2021
Punt return for TD: Maurice Canady vs. William & Mary, 2015 (74 yards)
Kickoff return for TD: Joe Reed vs. Duke, 2019 (95 yards)
Two-point conversion: Anthony Colandrea pass to Malachi Fields vs. NC State, 2023

VIRGINIA...

Scored 60 points: 62-14 vs. NC State, 1997
Scored 50 points: 55-15 vs. Abilene Christian, 2020
Scored 40 points: 49-66 at BYU, 2021
Scored 30 points: 35-36 vs. JMU, 2023
Defeated a ranked team: 44-41 vs. No. 15 North Carolina, 2020
Defeated a ranked team on the road: 14-13 at No. 23 Florida State, 2011
Defeated a AP Top-10 opponent: 26-21 vs No. 4 Florida State, 2005
Scored 40+ points vs. a ranked team: 49-66 at No. 25 BYU, 2021
Recorded a Shutout: 48-0 vs. Duke, 2021
Recorded a Shutout vs. ACC Opponent: 48-0 vs. Duke, 2021
Held a team without a TD: vs. Miami, 2022
Held an ACC team without a TD: Miami, 2022
Was Shut out: by Virginia Tech, 2017 (10-0)
Scoreless first half: vs. Pitt, 2022
Scoreless second half: Maryland, 2023
Did not score a TD: vs. Miami, 2022
Did not score an offensive TD: vs. Miami, 2022
Scored a TD on offense, defense and special teams: vs. William & Mary, 2019
Had 300 rushing yards: 301 vs. Richmond, 2018
Had 200 rushing yards: 229 vs. ODU, 2022
Had fewer than 100 rushing yards: 91 vs. Maryland, 2023
Had negative yards rushing: -8 vs. Pitt, 2022
Had 200 yards passing: 271 vs. NC State, 2023
Had 300 yards passing: 377 vs. JMU, 2023
Had 400 yards passing: 419 vs. Virginia Tech, 2021
Had 500 yards passing: 553 at North Carolina, 2021
Attempted 60 passes: 61 at Louisville, 2021
Attempted 50 passes: 51 vs Pitt, 2021
Completed 40 passes: 43 vs. Illinois, 2021
Passed for 5 touchdowns or more: 5 vs. Illinois, 2021
Had fewer than 100 yards passing: 92 vs. Miami, 2018
Had 600 yards of total offense: 636 vs. Georgia Tech, 2021
Had 500 yards of total offense: 513 vs. ODU, 2022
Had 400 yards of total offense: 452 vs. JMU, 2023
Had fewer than 100 yards of total offense: 90 vs. Maryland, 1980
Had consecutive games, 500 yards of total offense: 2021, Georgia Tech (636) at BYU (588)
Had five consecutive games, 500 yards of total offense: 2021, (545 vs. William & Mary, 556 vs. Illinois & 577 at North Carolina, 506 vs. Wake Forest, 588 at BYU)
Kicked 5 field goals: 5 vs. North Carolina, 2007
Had 7 or more sacks in a game: 8 at Georgia Tech, 2022
Had 6 or more sacks in a game: 6 at Syracuse, 2022
Had 5 or more sacks in a game: 5 vs. North Carolina, 2020
Had 4 or more sacks in a game: 4 vs. North Carolina, 2022
Had 10 or more TFL in a game: 10 at Georgia Tech, 2022
Missed extra point kick: at Georgia Tech, 2022
Had a FG attempt blocked: at Miami, 2019
Had successful two-point conversion: vs NC State, 2023
Forced 7 or more turnovers: 7 vs. Duke, 2020
Forced 5 or more turnovers: 7 vs. Duke, 2020
Had 5 or more turnovers: 5 at Notre Dame, 2019
Recovered 3 fumbles: 3 at Syracuse, 2022
Blocked 2 punts in a game: 2 at Miami, 2009
Blocked 2 kicks in a game: 2 at Indiana, 2018 (PAT, FG)
Blocked 2 field goals in a game: 2 vs. Richmond, 2008
Blocked a field goal: 1 vs. William & Mary, 2021
Did not punt: vs. William & Mary, 2019
Had no turnovers: vs. Tennessee, 2022
Had no turnovers in back-to-back games: at UNC, vs. GT, vs. Liberty, 2019
Overtime game: Miami, 2022
Recorded a Safety: at Miami, 2021
Was not penalized: Richmond, 2016
Had 1 penalty: vs. Pitt, 2022
100+ penalty yards: 105 at Syracuse, 2021
10+ penalties: 10 at Georgia Tech, 2022
Trailed after three quarters, but rallied to win: at Louisville (17 points)
Trailed in the fourth quarter by 10+ points, but rallied to win: at Louisville, 2021 (17 points)
Trailed in a game by 15+ points, but rallied to win: vat Louisville, 2021 (17 points)
Trailed in a game by 20+ points, but rallied to win: vs. North Carolina, 2002 (21 points)
Did not lose a fumble: vs. NC State, 2023
Did not allow a sack: at Georgia Tech, 2022
90+ offensive plays: 93 vs. NC State, 2020
100+ offensive plays: 102 at BYU, 2014
45 or fewer plays: 44 vs. Georgia Tech, 2009
Recovered an Onside Kick: at Louisville, 2019
3+ One-Play Scoring Drives: 3 vs. Ohio, 2018
Multiple One-Play Scoring Drives: 2 vs. Abilene Christian, 2020

OFFENSE

0 CODY BROWN

Rushes	14*	vs. Central Conn. St., 2021
Rushing Yards	77*	vs. Central Conn. St., 2021
Rushing TD	2*	vs. Central Conn. St., 2021
Longest Rush	16*	vs. Central Conn St., 2021
* - while at Miami (FL)		

3 SUDERIAN HARRISON

Receptions:	2	vs. JMU 2023
Receiving Yards:	11	vs. Tennessee, 2023
Long Reception:	11	vs. Tennessee, 2023

2 PERRIS JONES

Rushes	19	vs. Richmond, 2022
Rushing Yards	104	vs. Richmond, 2022
Rushing TD	1	(4x) last: vs. Maryland, 2023
Longest Rush	28	at Syracuse, 2022
Long Rushing TD	17	vs. Tennessee, 2023
Receptions	2	(3x) last: vs. JMU 2023
Receiving Yards	68	vs. JMU 2023
Long Reception	60	vs. JMU 2023
Long Receiving TD	11	(2x) last: at Duke, 2022
Long Kick Return	16	vs. Abilene Christian, 2020
Tackles	1	(4x) last: at Duke, 2022
Fumble Recovery	1	ODU, 2022

4 MALIK WASHINGTON

Rushes:	3*	vs. Illinois, 2022
Rushing Yards:	19*	vs. Illinois, 2022
Longest Rush:	10*	at Illinois, 2022
Receptions:	10	vs. NC State, 2023
Receiving Yards:	170	vs. NC State, 2023
Long Reception:	64*	vs Rutgers, 2022
Receiving Touchdowns:	2*	vs. NC State, 2023
Long Receiving TD:	64*	vs. Rutgers, 2021
* - while at Northwestern		

5 KOBE PACE

Rushes	24*	vs. Wake Forest, 2021
Rushing Yards	191*	vs. Wake Forest, 2021
Rushing TD	2*	vs. Wake Forest, 2021
Longest Rush	59*	vs. Boston College, 2021
Long Rushing TD	59*	vs. Boston College, 2021
Receptions	4	(2x), last: at Maryland, 2023
Receiving Yards	75	vs. JMU, 2023
Long Reception	75	vs. JMU, 2023
Receiving Touchdowns	1	(3x), last: at Maryland, 2023
Long TD Reception	75	at Maryland, 2023
Kick Return Yards	44*	vs. Boston College, 2021
Long Kick Return	24*	vs. Boston College, 2021
* - while at Clemson		

7 MIKE HOLLINS

Rushes	16	vs. North Carolina, 2022
Rushing Yards	78	vs. William & Mary, 2019
Rushing TD	2	2x, last: vs. JMU 2023
Long Rush	37	vs. William & Mary, 2019
Long Rush TD	9	2x, last: vs. JMU 2023
Receptions	4	at North Carolina, 2021
Receiving Yards	64	vs. Miami, 2022
Long Reception	64	vs. Miami, 2022
Kick Return Yards	74	vs. Richmond, 2022
Long Kick Return	28	vs. Wake Forest, 2021

8 MALACHI FIELDS

Receptions	8	vs. JMU 2023
Receiving Yards	74	vs. JMU 2023
Long Reception:	51	at Louisville, 2021
Receiving Touchdowns:	1	vs. Pitt, 2022
Long Receiving Touchdown:	9	vs. Pitt, 2022
Rushes	1	at Maryland, 2023
Rushing Yards	-6	at Maryland, 2023
Longest Rush	-6	at Maryland, 2023

9 AMAAD FOSTON

Rushes	3	vs. Tennessee, 2023
Rushing Yards	18	vs. Tennessee, 2023
Long Rush	8	vs. Tennessee, 2023
Receptions	1	vs. Tennessee, 2023
Receiving Yards	1	vs. Tennessee, 2023

10 ANTHONY COLANDREA

Pass Completions	23	at Maryland, 2023
Pass Attempts	39	at Maryland, 2023
Passing Yards	377	vs. JMU, 2023
Long Pass	75	vs. JMU, 2023
Rushes	13	vs. NC State, 2023
Rushing Yards	43	vs. NC State, 2023
Long Rush	16	vs. NC State, 2023
Total Offense	347	vs. JMU, 2023

11 TONY MUSKETT

Pass Completions	26*	(2x) last: at New Hampshire, 2022
Pass Attempts	46*	at Sam Houston, 2021 (spring)
Passing Yards	337*	at Kennesaw State, 2021
Long Pass	68*	at Campbell, 2021
Passing Touchdown	4*	4x last vs. Robert Morris, 2021
Long Passing TD	68*	at Campbell, 2021
Rushes	15*	vs. Rhode Island, 2022
Rushing Yards	78*	at Villanova, 2022
Long Rush	27*	at Lehigh, 2022
Rushing TDs	2*	at NC A&T, 2021
Long Rushing TD	10*	at Lehigh, 2022
Total Offense	318*	vs. Rhode Island, 2022
* - while at Monmouth		

17 JR WILSON

Receptions:	5	vs. North Carolina, 2022
Receiving Yards	62	vs. North Carolina, 2022
Long Reception	32	vs. JMU 2023

18 JADEN GIBSON

Receptions:	1	at Maryland, 2023
Receiving Yards	3	at Maryland, 2023
Long Reception	3	at Maryland, 2023

20 XAVIER BROWN

Rushes	12	at Georgia Tech, 2022
Rushing Yards	88	vs. ODU, 2022
Longest Rush	38	vs. ODU, 2022
Rushing TD	1	vs. North Carolina, 2022
Long Rushing TD	3	vs. North Carolina, 2022
Receptions	4	at Georgia Tech, 2022
Receiving Yards	8	at Georgia Tech, 2022
Long Reception	8	at Georgia Tech, 2022

26 ETHAN DAVIES

Receptions	1	vs. North Carolina, 2022
Receiving Yards	7	vs. North Carolina, 2022
Long Reception	7	vs. North Carolina, 2022
Punt Return Yards	16	vs. Louisville, 2022
Long Punt Return	16	vs. Louisville, 2022

34 JACK GRIESE

Rushes	6	vs. Tennessee, 2023
Rushing Yards	15	vs. Tennessee, 2023
Longest Rush	9	at Maryland, 2023

44 SACKETT WOOD

Receptions	6	vs. North Carolina, 2022
Receiving Yards	94	vs. North Carolina, 2022
Long Reception	33	vs. North Carolina, 2022

85 GRANT MISCH

Receptions	4	(2x) last: at Georgia Tech, 2022
Receiving Yards	33	ODU, 2022
Receiving Touchdowns	1	(2x) last: at Louisville, 2021
Long Reception	16	ODU, 2022
Long Receiving TD	6	at UNC, 2019

SPECIAL TEAMS

38 DANIEL SPARKS

Punts	9	vs. Tennessee, 2023
Punt Yards	409	vs Pitt, 2022
Long Punt	69	vs. JMU 2023
Inside 20	3	(2x) last: vs. Tennessee, 2023
Touchbacks	2	(5x) last: vs. JMU 2023

41 WILL BETTRIDGE

Made PATs	5	vs. JMU 2023
PAT attempts	5	vs. JMU 2023
Field Goals	2	(2x) last: vs. NC State, 2023
Long Field Goal	47	vs. Louisville, 2022

DEFENSE

0 ANTONIO CLARY

Tackles	13	vs Pitt, 2022
Sacks	1	vs. Miami, 2022
Tackles for Loss	1.0	(2x) last: vs. Miami, 2022
Forced Fumbles	1	at Illinois, 2022
Interceptions	1	vs. Louisville, 2022
Pass Breakups	1	(2x) last: at Illinois, 2022
Fumble Recovery	1	vs. Louisville, 2020
Long Punt Return	1	vs. Wake Forest, 2021
Long Kick Return	20	at Miami, 2021

1 PAUL AKERE

Tackles	8*	vs. Georgetown, 2021
Sacks	2	at Georgia Tech, 2022
Tackles for Loss	3	at Duke, 2022
Pass Breakup	1*	at Dartmouth, 2021
Forced Fumble	1*	vs. Brown, 2021

* - while at Columbia

2 STEVIE BRACEY

Tackles	10	vs. Tennessee, 2023
Tackles for Loss	0.5	vs. JMU 2023

3 LANGSTON LONG

Tackles	13	at Illinois, 2022
Tackles for Loss	1.0	(2x) Last: ODU, 2022
Forced Fumbles	1	at Syracuse, 2022
Fumble Recovery	1	at Illinois, 2022
Pass Breakups	2	ODU, 2022

4 DAVID HERARD

Tackles	6	vs. JMU 2023
Tackles for Loss	0.5	vs. JMU 2023
Pass Breakups	1.0	vs. JMU 2023

5 KAM ROBINSON

Tackles	11	vs. NC State, 2023
Tackles for Loss	0.5	vs. NC State, 2023

6 DRE WALKER

Tackles	1	vs. NC State, 2023
Pass Breakups	2	vs. NC State, 2023

7 JAMES JACKSON

Tackles	11	vs. North Carolina, 2022
Tackles for Loss	1.0	(3x) Last: vs. NC State, 2023
Sacks	1.0	(2x) Last: vs. NC State, 2023
Pass Breakups	1	(3x) Last: vs. NC State, 2023

8 MALCOLM GREENE

Tackles	6*	vs. Notre Dame, 2020
Tackles for Loss	1.5*	vs. Notre Dame, 2020
Sacks	1.5*	vs. Notre Dame, 2020
Forced Fumbles	1*	vs. Furman, 2022
Interceptions	1*	(2x) Last: LA Tech, 2022
Pass Breakups	2*	vs. Pitt, 2020

* - while at Clemson

9 COEN KING

Tackles	13	vs. Miami, 2022
Tackles for Loss	0.5	(3x) Last: vs. JMU 2023
Forced Fumble	1	at Louisville, 2021
Fumble Recovery	1	at Louisville, 2021
Interceptions	1	at Georgia Tech, 2022
Pass Breakups	2	vs. JMU 2023

10 BEN SMILEY

Tackles	3	(3x) last: vs. Tennessee, 2023
Tackles for Loss	1	at Syracuse, 2022
Sacks	1	at Syracuse, 2022
Pass Breakups	1	vs. Tennessee, 2023

13 SAM WESTFALL

Tackles	3	(2x), last: vs. Tennessee, 2023
Pass Breakups	1*	4x, last at USF, 2022

* - while at SMU

15 CHICO BENNETT JR.

Tackles	7	at Georgia Tech, 2022
Tackles for Loss	2	(2x) last: at Georgia Tech, 2022
Sacks	2	(2x) last: at Georgia Tech, 2022
Forced Fumble	1	(2x) last: vs. Miami, 2022
Fumble Recovery	1	at Syracuse, 2022

16 TREY MCDONALD

Tackles	1	(2x) Last: vs. NC State, 2023
---------	---	-------------------------------

18 MICHAEL DIATTA

Tackles	4	vs. Tennessee, 2023
Tackles for Loss	2	at Georgia Tech, 2022
Sacks	1	at Georgia Tech, 2022

19 OLASUNKONMI AGUNLOYE

Tackles	5	(2x) last: vs. Louisville, 2022
Tackles for Loss	1.0	vs. North Carolina, 2022
Sacks	1.0	vs. North Carolina, 2022
Pass Breakups	1	at BYU, 2021

20 JONAS SANKER

Tackles	12	vs. JMU 2023
Tackles for Loss	0.5	2x, last: vs. JMU 2023
Interceptions	1	at Syracuse, 2022
Pass Breakups	2	(2x) Last: at Tennessee, 2023
Forced Fumbles	1	(2x) Last: at Maryland, 2023
Fumble Recovery	1	at Syracuse, 2022

21 DONOVAN JOHNSON

Tackles	7	vs. Louisville, 2022
Fumble Recovery	1	at Syracuse, 2022

22 ELIJAH GAINES

Tackles	4	vs. at Virginia Tech, 2020
Tackles for Loss	1.0	vs. Abilene Christian, 2020
Sacks	1.0	vs. Abilene Christian, 2020
Pass Breakups	1	vs. Illinois, 2021

23 TAYVONN KYLE

Tackles	9	vs. JMU 2023
Tackles for Loss	1.5*	at Oklahoma, 2019
Sacks	0.5*	at Oklahoma, 2019
Interceptions	1*	Baylor, 2020
Pass Breakups	2*	(2x) last: at TCU, 2022

* - while at Iowa State

25 TERRELL JONES

Tackles	2	vs. Tennessee, 2023
---------	---	---------------------

28 SAM BRADY

Tackles	2	at Duke, 2022
---------	---	---------------

31 MICAH GAFFNEY

Tackles	3	vs. NC State, 2023
Tackles for Loss	1.0	vs. NC State, 2023
Interceptions	1	vs. NC State, 2023

33 JOSH AHERN

Tackles	6	(2x) last: at Maryland, 2023
Tackles for Loss	1	(4x) last: at Maryland, 2023
Sacks	1	vs. Richmond, 2022
Forced Fumble	1	vs. Duke 2021
Pass Breakups	1	vs. Tennessee, 2023

38 MEKHI BUCHANAN

Tackles	1	vs. Tennessee, 2023
Tackles for Loss	1	at Maryland, 2023

42 KENDALL CROSS

Tackles	1	vs. NC State
---------	---	--------------

45 AIDAN LIVINGSTON

Tackles	1	vs. Virginia, 2020*
Forced Fumble	1	vs. Tennessee, 2023

55 ANTHONY BRITTON

Tackles	2	vs. Tennessee, 2023
---------	---	---------------------

82 KAM BUTLER

Tackles	11*	at Army, 2021*
Tackles for Loss	4*	at Cincinnati, 2019*
Sacks	2*	(3x) last: at E. Michigan, 2021*
Interceptions	1*	at Kent State, 2021*
Pass Breakups	1*	(2x) last: at Minnesota, 2021*
Forced Fumbles	1	(5x) last: at Syracuse, 2022

* - while at Miami (Ohio)

91 JASON HAMMOND

Tackles	1	vs. Tennessee, 2023
---------	---	---------------------

90 JAHMEER CARTER

Tackles	6	at Syracuse, 2022
Tackles for Loss	1.5	vs. Georgia Tech, 2021
Sacks	0.5	vs. Duke, 2020
Fumble Recovery	1	at Illinois, 2022
Pass Breakups	1	vs. Wake Forest, 2021

93 JONATHAN HORTON

Tackles	2	(3x) last: vs. Tennessee, 2023
Forced Fumble	2	last: at Syracuse, 2022

94 AARON FAUMUI

Tackles	8	vs. North Carolina, 2022
Sacks	1.5	(2x) last vs. Virginia Tech 2019
Tackles for Loss	2.5	(2x) last vs. Virginia Tech, 2019

96 BRYCE CARTER

Tackles	2	vs. NC State, 2023
---------	---	--------------------



2023-24 Virginia Football
Overall Team Statistics
All games

Page 1/2
as of Sep 25, 2023

Team Statistics

	UVA	OPP
Scoring	83	151
Points per game	20.8	37.8
Points Off Turnovers	0	21
First Downs	73	88
Rushing	28	44
Passing	37	39
Penalty	8	5
Rushing Yardage	317	712
Yards gained rushing	473	768
Yards lost rushing	156	56
Rushing attempts	146	153
Average per rush	2.2	4.7
Average per game	79.3	178.0
TDs Rushing	5	12
Passing Yardage	1017	962
Comp-Att-Int	72-119-6	78-126-1
Average per pass	8.5	7.6
Average per catch	14.1	12.3
Average per game	254.3	240.5
TDs Passing	5	7
Total offense	1334	1674
Total plays	265	279
Average per play	5.0	6.0
Average per game	333.5	418.5
Kick returns: #-Yards	4-78	10-249
Punt returns: #-Yards	5-11	6-128
Int returns: #-Yards	1-11	6-9
Kick return average	19.5	24.9
Punt return average	2.2	21.3
Int return average	11.0	1.5
Fumbles-Lost	6-1	2-1
Penalties-Yards	24-205	25-233
Average per game	51.3	58.3
Punts-Yards	25-1028	22-929
Average per punt	41.1	42.2
Net punt average	34.8	40.5
Kickoffs-Yards	18-1076	26-1638
Average per kick	59.8	63.0
Net kick average	36.4	39.8
Time of possession / game	31:31	28:29
3rd-down conversion	21/58	24/54
3rd-down pct	36%	44%
4rd-down conversion	2/5	3/5



2023-24 Virginia Football
Overall Team Statistics
All games

Page 2/2
as of Sep 25, 2023

	UVA	OPP
4rd-down pct	40%	60%
Sacks by-Yards	5-39	12-86
Misc Yards	0	0
Touchdowns scored	10	21
Field goals - attempts	4-5	2-3
On-Side kicks	0-0	0-0
Red-zone scores	(11-13) 85%	(18-19) 95%
Red-zone touchdowns	(8-13) 62%	(16-19) 84%
PAT-attempts	(9-9) 100%	(19-19) 100%
2-point conversion-attempts	(1-1) 100%	(0-2) 0%
Attendance	99487	37041
Games / Avg per game	2/49744	1/37041
Neutral site games	-	1/69507

Score by Periods

Team	1st	2nd	3rd	4th	OT	TOT
Virginia	21	17	34	11	0	83
Opponents	31	35	35	50	0	151



2023-24 Virginia Football Individual Statistics All games

Page 1/3
as of Sep 25, 2023

Rushing

Player	gp	att	gain	loss	net	avg	td	lg	avg/g
Kobe Pace	4	29	101	1	100	3.4	1	22	25.0
Perris Jones	4	27	104	12	92	3.4	2	17	23.0
Mike Hollins	4	31	69	12	57	1.8	2	9	14.3
Anthony Colandrea	4	33	136	87	49	1.5	0	16	12.3
Jack Griesse	4	8	26	0	26	3.3	0	9	6.5
Amaad Foston	1	3	18	0	18	6.0	0	8	18.0
Malik Washington	4	1	8	0	8	8.0	0	8	2.0
Malachi Fields	4	1	0	6	-6	-6.0	0	0	-1.5
Tony Muskett	1	10	11	34	-23	-2.3	0	8	-23.0
Team	4	3	0	4	-4	-1.3	0	0	-1.0
Total	4	146	473	156	317	2.2	5	22	79.3
Opponents	4	153	768	56	712	4.7	12	35	178.0

Passing

Player	gp	effc	comp-att-int	pct	yds	td	lg	avg/g
Anthony Colandrea	4	142.2	63-102-6	61.8	923	5	75	230.8
Tony Muskett	1	99.4	9-17-0	52.9	94	0	30	94.0
Total	4	136.1	72-119-6	60.5	1017	5	75	254.3
Opponents	4	142.8	78-126-1	61.9	962	7	64	240.5

Receiving

Player	gp	no.	yds	avg	td	lg	avg/g
Malik Washington	4	28	459	16.4	3	63	114.8
Malachi Fields	4	22	267	12.1	0	30	66.8
Kobe Pace	4	5	103	20.6	2	75	25.8
Mike Hollins	4	4	10	2.5	0	6	2.5
Sudarian Harrison	4	4	31	7.8	0	15	7.8
Perris Jones	4	2	68	34.0	0	60	17.0
Sackett Wood Jr.	3	2	34	17.0	0	28	11.3
JR Wilson	4	2	37	18.5	0	32	9.3
Grant Misch	4	1	4	4.0	0	4	1.0
Amaad Foston	1	1	1	1.0	0	1	1.0
Jaden Gibson	4	1	3	3.0	0	3	0.8
Total	4	72	1017	14.1	5	75	254.3
Opponents	4	78	962	12.3	7	64	240.5

Punt Returns

Player	no.	yds	avg	td	lg
Ethan Davies	4	11	2.8	0	6
Micah Gaffney	1	0	0.0	0	0
Total	5	11	2.2	0	6
Opponents	6	128	21.3	1	55

Interceptions

Player	no.	yds	avg	td	lg
Micah Gaffney	1	11	11.0	0	11
Total	1	11	11.0	0	11
Opponents	6	9	1.5	0	9

Kick Returns

Player	no.	yds	avg	td	lg
Malik Washington	3	57	19.0	0	23
Demick Starling	1	21	21.0	0	21
Total	4	78	19.5	0	23
Opponents	10	249	24.9	1	98

Fumble Returns

Player	no.	yds	avg	td	lg
Olasunkonmi Agunloye	1	0	0.0	0	0
Total	1	0	0.0	0	0
Opponents	1	0	0.0	0	0



2023-24 Virginia Football
Individual Statistics
All games

Page 2/3
as of Sep 25, 2023

Scoring

Player			PAT						pts
	td	fg	kick	rush	rcv	pass	dxp	saf	
Will Bettridge	-	4-5	9-9	-	-	-	-	-	21
Kobe Pace	3	-	-	-	-	-	-	-	18
Malik Washington	3	-	-	-	-	-	-	-	18
Perris Jones	2	-	-	-	-	-	-	-	12
Mike Hollins	2	-	-	-	-	-	-	-	12
Malachi Fields	-	-	-	-	1	-	-	-	2
Total	10	4-5	9-9	0	1	1	0	0	83
Opponents	21	2-3	19-19	0	0	0	0	0	151

Field Goals

Player	fg	pct.	01-19	20-29	30-39	40-49	50-99	lg	blk
Will Bettridge	4-5	80.0	0-0	1-2	2-2	1-1	0-0	40	0
Opponents	2-3	66.7	0-0	0-0	2-2	0-0	0-1	38	0

FG Sequence

Team Name	Virginia	Opponents
Tennessee	28,(30),(40)	
NC State	(21),(36)	,(33)
Maryland		55
James Madison		(38)

Numbers in (parentheses) indicate field goal was made

Total Offense

Player	g	plays	rush	pass	total	avg/g
Anthony Colandrea	4	135	49	923	972	243.0
Kobe Pace	4	29	100	0	100	25.0
Perris Jones	4	27	92	0	92	23.0
Tony Muskett	1	27	-23	94	71	71.0
Mike Hollins	4	31	57	0	57	14.3
Jack Griesse	4	8	26	0	26	6.5
Amaad Foston	1	3	18	0	18	18.0
Malik Washington	4	1	8	0	8	2.0
Malachi Fields	4	1	-6	0	-6	-1.5
Team	4	0	-4	0	-4	-1.0
Total	4	265	317	1017	1334	333.5
Opponents	4	279	712	962	1674	418.5

Punting

Player	no.	yds	avg	lg	tb	fc	i20	50+	blk
Daniel Sparks	24	1028	42.8	69	2	11	6	7	0
Team	1	0	0.0	0	0	0	0	0	1
Total	25	1028	41.1	69	2	11	6	7	1
Opponents	22	929	42.2	67	2	11	6	3	0

Kickoffs

Player	no.	yds	avg	tb	ob	retn	net	ydl
Matt Ganyard	18	1076	59.8	6	0			
Total	18	1076	59.8	6	0	10	36.4	28
Opponents	26	1638	63.0	17	2	4	39.8	25



2023-24 Virginia Football
Individual Statistics
All games

Page 3/3
as of Sep 25, 2023

All Purpose

Player	g	rush	rcv	pr	kr	ir	total	avg/g
Malik Washington	4	8	459	0	57	0	524	131.0
Malachi Fields	4	-6	267	0	0	0	261	65.3
Kobe Pace	4	100	103	0	0	0	203	50.8
Perris Jones	4	92	68	0	0	0	160	40.0
Mike Hollins	4	57	10	0	0	0	67	16.8
Anthony Colandrea	4	49	0	0	0	0	49	12.3
JR Wilson	4	0	37	0	0	0	37	9.3
Sackett Wood Jr.	3	0	34	0	0	0	34	11.3
Suderian Harrison	4	0	31	0	0	0	31	7.8
Jack Griesse	4	26	0	0	0	0	26	6.5
Demick Starling	2	0	0	0	21	0	21	10.5
Amaad Foston	1	18	1	0	0	0	19	19.0
Ethan Davies	4	0	0	11	0	0	11	2.8
Micah Gaffney	4	0	0	0	0	11	11	2.8
Grant Misch	4	0	4	0	0	0	4	1.0
Jaden Gibson	4	0	3	0	0	0	3	0.8
Tony Muskett	1	-23	0	0	0	0	-23	-23.0
Team	4	-4	0	0	0	0	-4	-1.0
Total	4	317	1017	11	78	11	1434	358.5
Opponents	4	712	962	128	249	9	2060	515.0



2023-24 Virginia Football
Overall Defense Statistics
All games

Page 1/1
as of Sep 25, 2023

Team Defense

			Tackles				Sacks	Pass defense			Fumbles	blkd		
##	Player	gp	ua	a	tot	tfl/yds	no-yds	int-yds	brup	qbh	fr-yds	ff	kick	saf
20	Jonas Sanker	4	23	10	33	0.5-0	.	.	5	.	.	1	.	.
7	James Jackson	4	11	14	25	2-15	1-11	.	2	1
82	Kameron Butler	4	16	7	23	5-25	3.5-24	.	.	1
4	Dave Herard	4	11	7	18	0.5-1	.	.	1
9	Coen King	4	13	5	18	0.5-1	.	.	3	1
23	Tayvonn Kyle	4	9	7	16	1-3	.	.	2
5	Kam Robinson	4	11	5	16	0.5-1	.	.	.	1
2	Stevie Bracey	3	8	8	16	0.5-1	.	.	.	1
94	Aaron Faumui	4	6	4	10	1-1	.	.	.	1
33	Josh Ahern	3	5	4	9	1-1	.	.	1
90	Jahmeer Carter	4	1	7	8
3	Langston Long	2	4	4	8	.	.	.	1
18	Michael Diatta	4	4	3	7
15	Chico Bennett, Jr.	3	1	6	7	1-1
8	Malcolm Greene	4	5	1	6	1-4
38	Mekhi Buchanan	4	4	1	5	1-1
13	Sam Westfall	3	3	2	5
10	Ben Smiley III	2	3	2	5	.	.	.	1
31	Micah Gaffney	4	3	1	4	1-1	.	1-11
96	Bryce Carter	3	2	1	3
25	Terrell Jones	2	2	.	2
55	Anthony Britton	2	2	.	2
16	Trey McDonald	4	1	1	2
8	Malachi Fields	4	1	.	1
82	Eli Wood	4	1	.	1
42	Kendall Cross	2	.	1	1
45	Aidan Livingston	1	1	.	1	1	.	.
6	Dre Walker	4	1	.	1	.	.	.	2
44	Sackett Wood Jr.	3	1	.	1
91	Jason Hammond	2	1	.	1
19	Olasunkonmi Agunloye	1	.	1	1	0.5-4	0.5-4	.	.	.	1-0	.	.	.
98	Matt Ganyard	4	1	.	1
38	Daniel Sparks	4	1	.	1
68	Jack Witmer	4	1	.	1
34	Jack Griesse	4	.	1	1
1	Paul Akere	3	.	1	1	1
	Totals	4	157	104	261	17-60	5-39	1-11	18	7	1-0	2	0	0
	Opponents	4	132	138	270	33-142	12-86	6-9	9	10	1-0	2	1	0



2023-24 Virginia Football
Team Game-by-Game
All games

Page 1/1
as of Sep 25, 2023

Date	Opponent	Rushing				Receiving				Passing				Kick Returns				Punt Returns				tot		
		no.	yds	td	lg	no.	yds	td	lg	cmp	att	int	yds	td	lg	no.	yds	td	lg	no.	yds	td	lg	off
09/02/2023	vs Tennessee	40	95	1	22	11	106	0	30	11	24	0	106	0	30	1	21	0	21	0	0	0	0	201
09/09/2023	James Madison	35	18	3	9	20	377	2	75	20	26	1	377	2	75	1	18	0	18	2	1	0	1	395
09/15/2023	at Maryland	30	91	1	13	23	263	1	49	23	39	3	263	1	49	1	16	0	16	0	0	0	0	354
09/22/2023	NC State	41	113	0	16	18	271	2	59	18	30	2	271	2	59	1	23	0	23	3	10	0	6	384
Virginia		146	317	5	22	72	1017	5	75	72	119	6	1017	5	75	4	78	0	23	5	11	0	6	1334
Opponents		153	712	12	35	78	962	7	64	78	126	1	962	7	64	10	249	1	98	6	128	1	55	1674

Virginia Averages

Games	Avg/ rush	Avg/ catch	Pass effic	KR avg	PR avg	All purpose avg/game	Total offense avg/game
4	2.2	14.1	136.1	19.5	2.2	358.5	333.5

Date	Opponent	Tackles				Sacks		Fumble			Pass Defense			blkd	PAT attempts			off		
		ua	a	total	tfl-yds	no	yds	ff	fr	yds	int-yds	qbh	brup	kick	kick	rush	rcv	saf	t/o	pts
09/02/2023	vs Tennessee	53	26	79	1.0-7	1	7	1	1	0	0-0	0	5	0	1-1	0	0	0	0	13
09/09/2023	James Madison	28	40	68	6.0-12	1	1	0	0	0	0-0	2	7	0	5-5	0	0	0	0	35
09/15/2023	at Maryland	38	18	56	5.0-20	1	16	1	0	0	0-0	0	2	0	2-2	0	0	0	0	14
09/22/2023	NC State	38	20	58	5.0-21	2	15	0	0	0	1-11	5	4	0	1-1	0	1	0	0	21
Virginia		157	104	261	17.0-60	5	39	2	1	0	1-11	7	18	0	9-9	0	1	0	0	83
Opponents		132	138	270	33.0-142	12	86	2	1	0	6-9	10	9	1	19-19	0	0	0	21	151

Date	Opponent	Punting										Field Goals			Kickoffs				
		no.	yds	avg	long	blkd	tb	fc	50+	i20	md-att	long	blkd	no.	yds	avg	tb	ob	
09/02/2023	vs Tennessee	9	398	44.2	62	0	0	4	4	3	2-3	40	0	4	256	64.0	3	0	
09/09/2023	James Madison	7	281	40.1	69	1	2	0	2	0	0-0	0	0	6	374	62.3	3	0	
09/15/2023	at Maryland	4	146	36.5	40	0	0	3	0	2	0-0	0	0	3	184	61.3	0	0	
09/22/2023	NC State	5	203	40.6	52	0	0	4	1	1	2-2	36	0	5	262	52.4	0	0	
Virginia		25	1028	41.1	69	1	2	11	7	6	4-5	40	0	18	1076	59.8	6	0	
Opponents		22	929	42.2	67	0	2	11	3	6	2-3	38	0	26	1638	63.0	17	2	



2022-23 Virginia Football
Individual Game Highs
All games

Page 1/1
as of Nov 17, 2022

Virginia - Individual Game Highs

RUSHES	20	Brennan Armstrong vs Miami (FL) (10/29/2022)
YARDS RUSHING	105	Brennan Armstrong vs Richmond (09/03/2022)
TD RUSHES	2	Brennan Armstrong vs North Carolina (11/05/2022)
LONG RUSH	64	Brennan Armstrong vs Richmond (09/03/2022)
PASS ATTEMPTS	38	Brennan Armstrong at Syracuse (09/23/2022)
PASS COMPLETIONS	24	Brennan Armstrong vs Louisville (10/08/2022)
YARDS PASSING	313	Brennan Armstrong vs Louisville (10/08/2022)
TD PASSES	2	Brennan Armstrong vs Richmond (09/03/2022)
LONG PASS	64	Brennan Armstrong vs Miami (FL) (10/29/2022)
RECEPTIONS	9	Keytaon Thompson vs Louisville (10/08/2022)
	9	Keytaon Thompson vs Old Dominion (09/17/2022)
YARDS RECEIVING	118	Keytaon Thompson vs Old Dominion (09/17/2022)
TD RECEPTIONS	1	Malachi Fields vs Pittsburgh (11/12/2022)
	1	Dontayvion Wicks at Georgia Tech (10/20/2022)
	1	Dontayvion Wicks vs Louisville (10/08/2022)
	1	Perris Jones at Duke (10/01/2022)
	1	Lavel Davis Jr. at Syracuse (09/23/2022)
	1	Perris Jones vs Richmond (09/03/2022)
	1	Lavel Davis Jr. vs Richmond (09/03/2022)
LONG RECEPTION	64	Mike Hollins vs Miami (FL) (10/29/2022)
PUNTS	8	Daniel Sparks vs Pittsburgh (11/12/2022)
PUNTING AVG	51.1	Daniel Sparks vs Pittsburgh (11/12/2022)
LONG PUNT	63	Daniel Sparks vs Pittsburgh (11/12/2022)
PUNTS INSIDE 20	3	Daniel Sparks at Georgia Tech (10/20/2022)
LONG PUNT RETURN	22	Billy Kemp at Georgia Tech (10/20/2022)
LONG KICKOFF RETURN	38	Demick Starling at Duke (10/01/2022)
TACKLES	14	Nick Jackson vs Miami (FL) (10/29/2022)
	14	Nick Jackson vs Richmond (09/03/2022)
SACKS	2	Paul Akere at Georgia Tech (10/20/2022)
	2	Nick Jackson at Georgia Tech (10/20/2022)
	2	Chico Bennett, Jr. at Georgia Tech (10/20/2022)
	2	Chico Bennett, Jr. at Syracuse (09/23/2022)
TACKLES FOR LOSS	3	Anthony Johnson at Duke (10/01/2022)



2023-24 Virginia Football Opponents Game-by-Game All games

Page 1/1
as of Sep 25, 2023

Date	Opponent	Rushing				Receiving				Passing				Kick Returns				Punt Returns				tot			
		no.	yds	td	lg	no.	yds	td	lg	cmp	att	int	yds	td	lg	no.	yds	td	lg	no.	yds	td	lg	off	
09/02/2023	vs Tennessee	52	287	5	21	23	212	2	41	23-33-0				212	2	41	1	34	0	34	3	105	0	55	499
09/09/2023	James Madison	34	167	2	27	21	228	2	40	21-32-0				228	2	40	2	28	0	14	2	18	1	10	395
09/15/2023	at Maryland	31	119	4	35	19	342	1	64	19-30-0				342	1	64	3	129	1	98	0	0	0	0	461
09/22/2023	NC State	36	139	1	16	15	180	2	48	15-31-1				180	2	48	4	58	0	35	1	5	0	5	319
Opponents		153	712	12	35	78	962	7	64	78-126-1				962	7	64	10	249	1	98	6	128	1	55	1674
Virginia		146	317	5	22	72	1017	5	75	72-119-6				1017	5	75	4	78	0	23	5	11	0	6	1334

Opponents Averages

Games	Avg/ rush	Avg/ catch	Pass effc	KR avg	PR avg	All purpose avg/game	Total offense avg/game
4	4.7	12.3	142.8	24.9	21.3	515.0	418.5

Date	Opponent	Tackles				Sacks	Fumble		Pass Defense			blkd	PAT attempts			off		
		ua	a	total	tfl-yds	no-yds	ff	fr-yds	int-yds	qbh	brup	kick	kick	rush	rcv	saf	t/o	pts
09/02/2023	vs Tennessee	32	28	60	11.0-44	4-22	0	0-0	0-0	2	5	0	7-7	0	0	0	0	49
09/09/2023	James Madison	27	52	79	10.0-50	4-31	1	0-0	1-0	3	1	1	3-3	0	0	0	0	36
09/15/2023	at Maryland	35	22	57	5.0-28	2-20	1	1-0	3-0	0	0	0	6-6	0	0	0	21	42
09/22/2023	NC State	38	36	74	7.0-20	2-13	0	0-0	2-9	5	3	0	3-3	0	0	0	0	24
Opponents		132	138	270	33.0-142	12-86	2	1-0	6-9	10	9	1	19-19	0	0	0	21	151
Virginia		157	104	261	17.0-60	5-39	2	1-0	1-11	7	18	0	9-9	0	1	0	0	83

Date	Opponent	Punting										Field Goals			Kickoffs				
		no.	yds	avg	long	blkd	tb	fc	50+	i20	md-att	long	blkd	no.	yds	avg	tb	ob	
09/02/2023	vs Tennessee	5	179	35.8	50	0	1	2	1	0	0-0	0	0	8	489	61.1	4	2	
09/09/2023	James Madison	6	248	41.3	45	0	1	3	0	1	1-1	38	0	7	436	62.3	4	0	
09/15/2023	at Maryland	4	159	39.8	42	0	0	4	0	3	0-1	0	0	7	454	64.9	6	0	
09/22/2023	NC State	7	343	49.0	67	0	0	2	2	2	1-1	33	0	4	259	64.8	3	0	
Opponents		22	929	42.2	67	0	2	11	3	6	2-3	38	0	26	1638	63.0	17	2	
Virginia		25	1028	41.1	69	1	2	11	7	6	4-5	40	0	18	1076	59.8	6	0	



2023-24 Virginia Football
Team Game Highs
All games

Page 1/1
as of Sep 25, 2023

Virginia - Game Highs

RUSHES	41	NC State (09/22/2023)
YARDS RUSHING	113	NC State (09/22/2023)
YARDS PER RUSH	3.0	at Maryland (09/15/2023)
TD RUSHES	3	James Madison (09/09/2023)
PASS ATTEMPTS	39	at Maryland (09/15/2023)
PASS COMPLETIONS	23	at Maryland (09/15/2023)
YARDS PASSING	377	James Madison (09/09/2023)
YARDS PER PASS	14.5	James Madison (09/09/2023)
TD PASSES	2	NC State (09/22/2023)
	2	James Madison (09/09/2023)
TOTAL PLAYS	71	NC State (09/22/2023)
TOTAL OFFENSE	395	James Madison (09/09/2023)
YARDS PER PLAY	6.5	James Madison (09/09/2023)
POINTS	35	James Madison (09/09/2023)
SACKS BY	2	NC State (09/22/2023)
FIRST DOWNS	25	at Maryland (09/15/2023)
PENALTIES	8	James Madison (09/09/2023)
PENALTY YARDS	80	James Madison (09/09/2023)
TURNOVERS	4	at Maryland (09/15/2023)
PUNTS	9	vs Tennessee (N) (09/02/2023)
PUNTING AVG	44.2	vs Tennessee (N) (09/02/2023)
LONG PUNT	69	James Madison (09/09/2023)
PUNTS INSIDE 20	3	vs Tennessee (N) (09/02/2023)
LONG PUNT RETURN	6	NC State (09/22/2023)



2023-24 Virginia Football Games Played All games

Page 1/3
as of Sep 25, 2023

##	Player	GP-GS	UT	JMU	MD	NCSU
0	Antonio Clary	0/0
0	Cody Brown	0/0
1	Paul Akere	3/0	XXX	XXX	XXX	...
1	Suderian Harrison	4/1	XXX	START	XXX	XXX
2	Perris Jones	4/3	START	START	START	XXX
2	Stevie Bracey	3/1	XXX	START	XXX	...
3	Langston Long	2/1	START	...	XXX	...
3	Delaney Crawford	0/0
4	Malik Washington	4/3	START	XXX	START	START
4	Dave Herard	4/3	XXX	START	START	START
5	Kobe Pace	4/1	XXX	XXX	XXX	START
5	Kam Robinson	4/1	XXX	XXX	XXX	START
6	Demick Starling	2/2	START	START
6	Dre Walker	4/0	XXX	XXX	XXX	XXX
7	Mike Hollins	4/0	XXX	XXX	XXX	XXX
7	James Jackson	4/4	START	START	START	START
8	Malcolm Greene	4/2	XXX	XXX	START	START
8	Malachi Fields	4/4	START	START	START	START
9	Coen King	4/4	START	START	START	START
9	Amaad Foston	1/0	XXX
10	Ben Smiley III	2/2	START	START
10	Anthony Colandrea	4/3	XXX	START	START	START
11	Tony Muskett	1/1	START
11	William Simpkins III	0/0
13	Sam Westfall	3/2	START	START	XXX	...
13	Jared Rayman	4/0	XXX	XXX	XXX	XXX
14	Miles Greene	0/0
15	Chico Bennett, Jr.	3/2	...	XXX	START	START
16	Trey McDonald	4/0	XXX	XXX	XXX	XXX
17	Aidan Ryan	4/0	XXX	XXX	XXX	XXX
17	JR Wilson	4/1	XXX	XXX	XXX	START
18	Michael Diatta	4/0	XXX	XXX	XXX	XXX
18	Jaden Gibson	4/0	XXX	XXX	XXX	XXX
19	Olasunkonmi Agunloye	1/0	XXX
19	Grady Brosterhous	0/0
20	Jonas Sanker	4/4	START	START	START	START
20	Xavier Brown	0/0
21	Donovan Johnson	0/0
21	Landon Spell	0/0
22	Elijah Gaines	4/0	XXX	XXX	XXX	XXX
22	Devin Sherwood	0/0
23	Tayvonn Kyle	4/4	START	START	START	START
25	Terrell Jones	2/0	XXX	XXX
25	Donte Hawthorne	0/0
26	Ethan Davies	4/0	XXX	XXX	XXX	XXX
26	Caleb Hardy	1/0	XXX	...
27	KJ Bratton	0/0
27	Trent Baker-Booker	0/0
28	Sam Brady	1/0	XXX
28	Noah Vaughn	0/0
29	Davis Lane Jr.	2/0	XXX	XXX
30	Addie Burrow	0/0
31	Micah Gaffney	4/0	XXX	XXX	XXX	XXX
32	Luke Byrne	4/0	XXX	XXX	XXX	XXX
32	Landon Danley	0/0
33	Josh Ahern	3/2	START	...	START	XXX
34	Jack Griesse	4/0	XXX	XXX	XXX	XXX
36	Carlo Thompson	0/0
37	John Hurley	0/0
38	Daniel Sparks	4/0	XXX	XXX	XXX	XXX



2023-24 Virginia Football Games Played All games

Page 2/3
as of Sep 25, 2023

##	Player	GP-GS	UT	JMU	MD	NCSU
38	Mekhi Buchanan	4/0	XXX	XXX	XXX	XXX
39	Robbie Engelberg	0/0
40	Rob Keys	0/0
41	Will Bettridge	4/0	XXX	XXX	XXX	XXX
42	Kendall Cross	2/0	XXX	XXX
43	Logan Kotter	0/0
44	Sackett Wood Jr.	3/3	START	...	START	START
44	Brayden Sheffer	0/0
45	Aidan Livingston	1/0	XXX
46	Devin Clark	0/0
47	Gabe Sneed	0/0
47	Vadin Bruot	0/0
49	Josh McCarron	0/0
50	Jimmy Christ	1/0	...	XXX
51	Ty Furnish	4/4	START	START	START	START
52	Nate Morris	0/0
52	McKale Boley	4/4	START	START	START	START
53	Dawson Alters	0/0
53	Justin Stewart	0/0
54	Joseph Holland III	0/0
54	Blake Steen	2/0	XXX	XXX
55	Brian Stevens	4/4	START	START	START	START
55	Anthony Britton	2/0	XXX	XXX
56	Caleb Stoltz	0/0
57	Andy Lutes	0/0
58	Noah Hartsoe	2/0	XXX	...	XXX	...
59	Jack Hardy	0/0
60	Charlie Patterson	1/0	XXX
61	Dane Steele	0/0
63	Joey Kagel	0/0
64	Cole Surber	0/0
68	Jack Witmer	4/0	XXX	XXX	XXX	XXX
69	Luke Johnson	0/0
70	Grant Lanham	0/0
71	Ugonna Nnanna	4/4	START	START	START	START
72	Snoop Leota-Amaama	0/0
74	Noah DeMeritt	4/0	XXX	XXX	XXX	XXX
75	Houston Curry	0/0
77	Noah Josey	4/4	START	START	START	START
78	Justus Johnson III	1/0	XXX
80	TyLyric Coleman	0/0
81	TeKai Kirby	0/0
82	Kameron Butler	4/4	START	START	START	START
82	Eli Wood	4/0	XXX	XXX	XXX	XXX
83	Dakota Twitty	3/0	...	XXX	XXX	XXX
84	Dillon Tennyson	0/0
85	Grant Misch	4/2	XXX	START	START	XXX
86	Claiborne Richards	0/0
87	Titus Ivy	0/0
88	Lorenz Terry	0/0
88	Karson Gay	1/0	XXX
89	Joshua Rawlings	4/0	XXX	XXX	XXX	XXX
89	Sam Bond	0/0
90	Jahmeer Carter	4/4	START	START	START	START
91	Jason Hammond	2/0	XXX	...	XXX	...
92	Andrew Williams	0/0
93	Jonathan Horton	2/0	XXX	XXX
93	Henry Duke	0/0
94	Aaron Faumui	4/4	START	START	START	START
94	Hayden Rollison	0/0

##	Player	GP-GS	UT	JMU	MD	NCSU
95	Nana Appouh	0/0
96	Bryce Carter	3/0	XXX	...	XXX	XXX
98	Bryce Purnell	0/0
98	Matt Ganyard	4/0	XXX	XXX	XXX	XXX
99	DJ Jones	0/0
99	Elijah Slibeck	0/0

GAME 1 • TENNESSEE 49, VIRGINIA 13

Sept. 2 • Nashville, Tenn.

Game Notes

- UVA drops to 85-40-9 in season openers and lost for the first time in a season opener since 2016, snapping a six-game win streak.
- The neutral site season opener was only the fourth (1890, 1960, 1989, 2023) in the 134 seasons of Virginia football. UVA is 1-3 in neutral site openers.
- Saturday marked the fifth meeting between Tennessee and Virginia and the first since the 1991 Sugar Bowl. The Volunteers are 4-1 all-time against the Cavaliers.
- Tennessee was UVA's first regular season SEC opponent since 2003 (South Carolina).
- Announced attendance at Nissan Stadium was 69,507, the largest crowd in the facility's history. It's the largest regular season crowd UVA has played in front of since 2019 at Notre Dame (77,622).
- Malachi Fields caught four passes for a career-high 63 yards receiving. His 30-yard reception in the second quarter from quarterback Tony Muskett led to Virginia's first field goal.
- Perris Jones scored UVA's first touchdown of the season, a 17-yard run the with 7:23 left in the third quarter. It was Jones' third career touchdown and his longest touchdown run of his career. Jones has recorded a rushing touchdown in each of the last two season openers.
- Punter Daniel Sparks, a preseason All-ACC selection, punted a career-high nine times and accumulated 398 yards. His 62-yard punt in the second quarter was the second-longest of his UVA career. He has four 60-yard punts in his last two games played for the Cavaliers (three 60-yard punts in 2022 season-finale vs. Pitt). He also matched a career-high with three punts downed inside the 20-yard line.
- Linebacker Stevie Bracey led the Cavalier defense with a career-high 10 tackles, including seven solo efforts.
- Oluasunkunmi Agunloye was credited with UVA's lone sack on the afternoon and it was the second of his career. Agunloye also recovered a fumble on a Tennessee punt return, the first recovery of his career.
- All eight of Kam Butler's tackles were of the solo variety, the most tackles in a game he's made in 11 games at UVA. His career-high is 11 while at Miami (Ohio) against Army in 2021.
- Kicker Will Bettridge was 2-for-3 in field goal attempts converting from 30 and 40 yards. He improves to 4-5 from 40 or more yards in his career.

Score by Quarters:

Virginia	0	3	7	3	—	13
Tennessee	7	14	14	14	—	49

Scoring Summary:

Qtr	Time	Scoring Play	Drive	TOP	Score (V-H)
1st	12:05	TENN - #6 D.Sampson 9 yd pass from #7 J.Milton III (#19 C.Campbell kick)	8-62	02:47	0-7
2nd	04:41	TENN - #6 D.Sampson 3 yd rush (#19 C.Campbell kick)	13-90	00:00	0-14
2nd	01:42	UVA - #41 W.Bettridge 30 yd FG	6-52	02:59	3-14
2nd	00:06	TENN - #7 J.Milton III 1 yd rush (#19 C.Campbell kick)	9-75	01:36	3-21
3rd	10:52	TENN - #7 J.Milton III 1 yd rush (#19 C.Campbell kick)	10-77	03:10	3-28
3rd	07:23	TENN - #6 D.Sampson 2 yd rush (#19 C.Campbell kick)	6-30	02:28	3-35
3rd	03:05	UVA - #2 P.Jones 17 yd rush (#41 W.Bettridge kick)	8-75	04:18	10-35
4th	13:36	TENN - #87 J.Warren 11 yd pass from #7 J.Milton III (#19 C.Campbell kick)	6-27	02:03	10-42
4th	11:06	TENN - #6 D.Sampson 3 yd rush (#19 C.Campbell kick)	7-40	01:40	10-49
4th	00:39	UVA - #41 W.Bettridge 40 yd FG	10-47	03:57	13-49

Attendance— 69,507

	UVA	TENN		UVA	TENN
First Downs	12	29	Punts (Number-Avg)	9-398	5-179
Rushes-Yards (Net)	40-95	52-287	Fumbles-Lost	0-0	1-1
Passing Yards (Net)	106	212	Penalties-Yards	2-10	4-35
Passes Comp-Att-Int	11-24-0	23-33-0	Possession Time	32:54	22:14
Total Offense Plays-Yards	64-201	85-499	Third-Down Conversions	5-18	5-13
Fumble Returns-Yards	1-0	0-0	Fourth-Down Conversions	0-1	2-3
Punt Returns-Yards	0-0	3-105	Red-Zone Scores-Chances	2-3	6-6
Kickoff Returns-Yards	4-256	8-489	Sacks By: Number-Yards	1-7	4-22
Interception Returns-Yards	0-0	0-0			

RUSHING: VIRGINIA - P. Jones 7-39-1; Pace 7-39; Foston 3-18; Colandrea 2-18; Griese 6-15; Hollins 3 - 7; Muskett 10- -23; **TENNESSEE** - Wright 12-115; Small 13-67; Sampson 13-52-3; Milton III 9-33-2; Iamaleava 1-8; Keith 2-8; Selcon 2-4
PASSING: VIRGINIA - Muskett 9-17-0, 94; Colandrea 2-7-0 11 **TENNESSEE** - Milton III 21-30-0, 201; Iamaleava 2-3-0, 11
RECEIVING: VIRGINIA - Fields 4-63; Washington 4-29; Harrison 1-11 Hollins 1-2; Foston 1-1 **TENNESSEE** - White 6-45; Keyton 3-66; Small 3-13; McCoy 2-21; Thorton Jr. 2-12; Webb 2-11; Wright 2-8; Castles 1-16; Warren 1-11-1; Sampson 1-9

GAME 2 • JAMES MADISON 36, VIRGINIA 35

Sept. 9 • Charlottesville, Va.

Game Notes

- Announced attendance at Scott Stadium was 56,508, the largest crowd for a home opener since 2015 against Notre Dame (58,200).
- UVA scored on touchdowns of 63 and 75 yards in the contest. The last time UVA had two touchdowns of 60 or more yards in a game was on Nov. 21, 2020 against Abilene Christian. Lavel Davis Jr. (90-yard TD reception) and D'Sean Perry (84-yard interception return) scored the two touchdowns vs. ACU.
- Saturday marked the 500th game at Scott Stadium. UVA is 283-205-12 all-time at the facility. The first game of at Scott Stadium was on Oct. 15, 1931.
- JMU snapped UVA's five-game win streak in home openers. UVA drops to 60-26-5 and loses its first home opener since 2016 (Richmond).
- Virginia and JMU squared off for the first time since 1983. UVA is 2-2 all-time against the Dukes.
- The game endured a one hour, 10-minute weather delay at the 12:06 mark of the fourth quarter.
- In his first collegiate start, quarterback Anthony Colandrea was 20-for-26 with 377 yards and two touchdowns, all single-game UVA freshman records. The two touchdown passes matched the school mark held by Jameel Sewell (2006) and Scott Gardner who did it twice in 1972.
- Colandrea's 75-yard touchdown pass to Kobe Pace on the first play of the second half was the longest ever by a UVA freshman quarterback (Previous: Todd Kirtley, 73-yard TD pass vs. NC State in 1978). The 75-yard completion was the longest by the Cavaliers since Brennan Armstrong's 70-yard pass to Dontayvion Wicks at BYU in 2021. The pass also eclipsed UVA's single-game passing record by a freshman (previous: 243 by Jameel Sewell vs. Maryland in 2006).
- Running back Mike Hollins rushed for two touchdowns in the contest, matching a career-best previously set against William & Mary in 2019. He scored on a four-yard rush with 1:02 remaining in the first half and again with 16 seconds left in the third quarter to put UVA up by two scores. It was his first touchdown since scoring against ODU (9/17) last season. He finished the game with 28 yards rushing on 12 carries.
- In his 42nd career game, Malik Washington recorded his first 100-yard receiving effort. He caught five passes for 119 yards, the first UVA 100-yard receiver since Keytoan Thompson vs. ODU last season.

Score by Quarters:

JMU	17	0	7	12	—	36
Virginia	7	7	21	0	—	35

Scoring Summary:

Qtr	Time	Scoring Play	Drive	TOP	Score (V-H)
1st	09:59	JMU - #0 P.Sproles 4 yd pass from #19 T.Hudson (#40 C.Wise kick)	9-75	05:01	7-0
1st	07:13	JMU - #19 D.Ponds 0 yd blocked punt return (#40 C.Wise kick)		02:46	14-0
1st	06:06	UVA - #4 M.Washington 63 yd pass from #10 A.Colandrea (#41 W.Bettridge kick)	3-75	01:07	14-7
1st	03:01	JMU - #40 C.Wise 38 yd FG	7-55	03:05	17-7
2nd	01:02	UVA - #7 M.Hollins 4 yd rush (#41 W.Bettridge kick)	8-66	02:10	17-14
3rd	14:49	UVA - #5 K.Pace 75 yd pass from #10 A.Colandrea (#41 W.Bettridge kick)	1-75	00:11	17-21
3rd	10:29	UVA - #5 K.Pace 3 yd rush (#41 W.Bettridge kick)	5-23	02:13	17-28
3rd	02:07	JMU - #7 T.Lawton 4 yd rush (#40 C.Wise kick)	6-45	02:29	24-28
3rd	00:16	UVA - #7 M.Hollins 9 yd rush (#41 W.Bettridge kick)	4-75	01:51	24-35
4th	08:34	JMU - #7 T.Lawton 27 yd rush (2-pt pass failed)	8-80	03:32	30-35
4th	00:55	JMU - #6 K.Black 10 yd pass from #2 J.McCloud (2-pt pass failed)	8-80	02:32	36-35

Attendance— 56,508

	JMU	UVA		JMU	UVA
First Downs	18	16	Punts (Number-Avg)	6-248	7-281
Rushes-Yards (Net)	34-167	35-18	Fumbles-Lost	0-0	0-0
Passing Yards (Net)	228	377	Penalties-Yards	7-56	8-80
Passes Comp-Att-Int	21-32-0	20-26-1	Possession Time	28:52	26:33
Total Offense Plays-Yards	66-395	61-395	Third-Down Conversions	6-14	4-13
Fumble Returns-Yards	0-0	0-0	Fourth-Down Conversions	0-1	1-2
Punt Returns-Yards	0-0	3-105	Red-Zone Scores-Chances	4-5	3-3
Kickoff Returns-Yards	3-26	2-1	Sacks By: Number-Yards	4-31	1-1
Interception Returns-Yards	1-0	0-0			

RUSHING: JMU - Lawton 8-79-2; McCloud 6-32; Palmer 6-30; Black 12-25; Dollison 1-3; TEAM 1- -2. **VIRGINIA** - Hollins 12-28-2; P. Jones 10-11; Pace 6-9-1; Colandrea 7 - -30.
PASSING: JMU - McCloud 20-31-0-0; Hudson 1-1-0-1 **VIRGINIA** - Colandrea 20-26-1-1, 377
RECEIVING: JMU - Sproles 7-40-1; Hudson 5-46; Brown 3-60; Black 3-18-1; Sarratt 2-52; Horton 2-12. **VIRGINIA** - Fields 8-74; Washington 5-119-1; P. Jones 2-68; Harrison 2-5; Pace 1-75-1; Wilson 1-32; Misch 1-4

GAME 3 • MARYLAND 42, VIRGINIA 14
Sept. 15 • College Park, Md.

Game Notes

- Virginia and Maryland met for the first time since the 2013 season. The Terrapins have won three-straight-games against the Cavaliers and own a 45-32-2 advantage in the all-time series that was first played in 1919.
- UVA has dropped six-straight games dating back to last season and is 0-3 to start the year for first time since 2016.
- Virginia committed four turnovers, including its first fumble in six games dating to last season.
- The Cavaliers are 1-9 all-time against Big Ten opponents on the road.
- Malik Washington established career-highs in receptions (9) and receiving yards (141). It marked his second-straight 100-yard receiving effort and he is the first Cavalier to record back-to-back 100-yard receiving games since Keytaon Thompson in 2021 (101 vs Notre Dame & 126 vs. Pitt).
- The 141 yards receiving by Washington are the third-most ever by a UVA player in a game against Maryland - Billy McMullen - 175 yards 10/6/2001; Mikell Simpson - 152 yards 10/20/07.
- Washington has caught a pass in 28 consecutive games.
- Jonas Sanker, who came into the contest with the second-most tackles in the ACC, led UVA with nine stops, including seven solo efforts.
- Malachi Fields was one catch shy of matching his career-high set last week against JMU. He finished with seven receptions for 70 yards and currently leads the team with 12 receptions.
- For the second-straight week, Kobe Pace caught a touchdown pass. He had one touchdown reception. In his first 28 collegiate games and has two in the last two weeks.
- Perris Jones scored the game's first touchdown on a 13-yard run to put UVA up 7-0. It was his fourth career rushing touchdown and sixth overall.
- True freshman Jaden Gibson was credited with his first career reception, a three-yard catch late in the third quarter.
- Kam Butler upped his season sack total to 2.5 with a third-down sack in the third quarter. He finished with four tackles, including two behind the line of scrimmage. He has started 46-consecutive collegiate games and all 13 of his games at UVA.
- Freshman quarterback Anthony Colandrea was 23-for-39 with 263 yards passing and a touchdown in his second-straight start. He completed 10 of his first 11 passes that led to UVA's 14-0 lead in the first quarter.

Score by Quarters:

Virginia	14	0	0	0	— 14
Maryland	7	7	7	21	— 42

Scoring Summary:

				(V-H)	
Qtr	Time	Scoring Play	Drive	TOP	Score
1st	12:25	UVA - #2 P.Jones 13 yd rush (#41 W.Bettridge kick)	3-65	01:20	7-0
1st	04:16	UVA - #5 K.Pace 19 yd pass from #10 A.Colandrea (#41 W.Bettridge kick)	7-63	03:59	14-0
1st	04:03	UMD - #19 B.Wisloski 98 yd kickoff return (#91 J.Howes kick)		00:00	14-7
2nd	01:23	UMD - #24 R.Hemby 3 yd rush (#91 J.Howes kick)	14-97	06:23	14-14
3rd	09:47	UMD - #6 J.Jones 64 yd pass from #3 T.Tagovailoa (#91 J.Howes kick)	6-85	02:39	14-21
4th	11:10	UMD - #24 R.Hemby 3 yd rush (#91 J.Howes kick)	9-80	03:34	14-28
4th	10:25	UMD - #7 A.Littleton II 2 yd rush (#91 J.Howes kick)	3-30	00:37	14-35
4th	05:58	UMD - #23 C.McDonald 1 yd rush (#91 J.Howes kick)	6-56	03:18	14-42

Attendance— 37,041

	UVA	MD		UVA	MD
First Downs	25	20	Punts (Number-Avg)	4-146	4-159
Rushes-Yards (Net)	30-91	31-119	Fumbles-Lost	0-0	0-0
Passing Yards (Net)	263	342	Penalties-Yards	7-46	7-80
Passes Comp-Att-Int	23-39-3	19-30-0	Possession Time	31:14	28:46
Total Offense Plays-Yards	69-354	61-461	Third-Down Conversions	7-13	7-13
Fumble Returns-Yards	0-0	0-0	Fourth-Down Conversions	0-0	1-1
Punt Returns-Yards	0-0	0-0	Red-Zone Scores-Chances	2-3	4-4
Kickoff Returns-Yards	1-16	3-129	Sacks By: Number-Yards	1-16	2-2
Interception Returns-Yards	0-0	3-0			

RUSHING: VIRGINIA - P Jones 9-37-1; Colandrea 11-19; Hollins 3-16; Pace 4-14; Griese 2-11; Fields 1- -6. **MARYLAND** - McDonald 10-75-1; Littleton II 9-28-1; Hemby 9-23-2; Tagovailoa 3- -7.
PASSING: VIRGINIA - Colandrea 23-39-2-3, 263. **MARYLAND** - Tagovailoa 19-30-1-0, 342
RECEIVING: VIRGINIA - Washington 9-40; Fields 7-70; Pace 4-28-1; Harrison 1-15; Gibson 1-3. **MARYLAND** - J. Jones 5-96-1; Dyches 4-56; Hemby 3-25; Prather 2-66; Felton 2-41; Howard 1-33; Knotts 1-16; Chambers 1-9.

GAME 4 • NC STATE 24, VIRGINIA 21
Sept. 22 • Charlottesville, Va.

Game Notes

- The meeting between Virginia and NC State was the first since 2020. NC State has won five of the last six meetings against UVA, including three-straight at Scott Stadium.
- The night game at Scott Stadium was the first for UVA since playing Notre Dame in 2021.
- Dating back to last season, UVA has lost seven-straight games and is 0-4 for the first time since 1982, Hall of Fame coach George Welsh's first year with the program. UVA has lost four-straight games for the first time since 2020.
- Virginia converted its first two-point conversion since 2021 (at Miami) to tie the game with 36 seconds left in regulation.
- UVA finished with a season-high 113 yards rushing, the most in a game since North Carolina last season (186 yards).
- Brennan Armstrong's 48-yard touchdown pass by to Kevin Concepcion is the second-longest play from scrimmage surrendered by UVA this season (64-yard TD pass at Maryland on 9/15).
- Wide receiver Malik Washington finished with a career-highs in receptions (10), receiving yards (170) and touchdowns (2). Washington is one of 12 receivers in UVA history to record 170 yards or more in a game.
- With 119 receiving yards vs. JMU, 141 at Maryland and 170 against NC State, Washington became the third Cavalier ever to record three-straight 100-yard receiving games in a season. Dontayvion Wicks did it in 2021 and Germane Crowell had three-straight 100-yard games in 1997. Washington did not have a 100-yard effort in his first 41 games of his collegiate career, including all 40 at Northwestern.
- Washington has now caught a pass in 29-straight games.
- Washington is the first Cavalier receiver with 10 receptions in a game since Keytaon Thompson and Dontayvion Wicks at Pitt in 2021.
- True freshman Kam Robinson led the Cavalier defense tackles with 11, including eight solo efforts. He had one QB hurry and combined on a tackle for loss.
- Micah Gaffney recorded his first career interception, picking off former teammate Brennan Armstrong in the second quarter It was the first Cavalier interception of the season. Gaffney finished with a career-high three tackles, including a tackle for loss.
- Despite playing just the first half, defensive end Kam Butler recorded a sack in his fourth-straight game. He finished with four tackles (three solo) before leaving with an injury.

Score by Quarters:

NC State	0	14	7	3	— 24
Virginia	0	7	6	8	— 21

Scoring Summary:

				(V-H)	
Qtr	Time	Scoring Play	Drive	TOP	Score
2nd	14:55	NCST - #10 K.Concepcion 12 yd pass from #5 B.Armstrong (#44 B.Narveson kick)	7-49	02:43	7-0
2nd	11:46	UVA - #4 M.Washington 8 yd pass from #10 A.Colandrea (#41 W.Bettridge kick)	8-75	03:09	7-7
2nd	00:28	NCST - #34 D.Mimms, III 1 yd rush (#44 B.Narveson kick)	8-67	02:36	14-7
3rd	06:48	UVA - #41 W.Bettridge 21 yd FG		01:59	14-10
3rd	02:24	UVA - #41 W.Bettridge 36 yd FG	5-38	02:58	14-13
3rd	00:11	NCST - #10 K.Concepcion 48 yd pass from #5 B.Armstrong (#44 B.Narveson kick)	5-74	02:13	21-13
4th	00:36	UVA - #4 M.Washington 3 yd pass from #10 A.Colandrea (#8 M.Fields pass from #10 A.Colandrea)	11-66	02:53	21-21
4th	00:00	NCST - #44 B.Narveson 33 yd FG	5-33	00:36	24-21

Attendance— 42,979

	NCST	UVA		NCST	UVA
First Downs	21	20	Punts (Number-Avg)	8-400	5-203
Rushes-Yards (Net)	36-139	41-113	Fumbles-Lost	0-0	1-0
Passing Yards (Net)	180	271	Penalties-Yards	7-62	7-69
Passes Comp-Att-Int	15-31-1	18-30-2	Possession Time	27:26	32:34
Total Offense Plays-Yards	67-319	71-384	Third-Down Conversions	6-14	5-14
Fumble Returns-Yards	0-0	0-0	Fourth-Down Conversions	0-0	1-2
Punt Returns-Yards	1-5	3-10	Red-Zone Scores-Chances	3-3	4-4
Kickoff Returns-Yards	4-58	1-23	Sacks By: Number-Yards	2-13	2-15
Interception Returns-Yards	2-9	1-11			

RUSHING: NCST - Armstrong 15-64; Allen 10-36; Mimms III 8-20-1; Raphael 3-19 **VIRGINIA** - Colandrea 13-43; Pace 12-38; Hollins 13-20; Herard 1-8; P Jones 1-5; TEAM 1- -1.
PASSING: NCST - Armstrong 15-30-2-1, 180. **VIRGINIA** - Colandrea 18-30-2-2, 271
RECEIVING: NCST - Concepcion 6-116-2; Rosner 3-22; Lesane 2-2; Rooks 1-16; Timmons, Jr. 1-10; Pennix 1-7; Gray 1-7. **VIRGINIA** - Washington 10-170-2; Fields 3-60; Wood Jr. 2-34; Hollins 2-2; Wilson 2-5.

GOAL-TO-GOAL SITUATIONS

SUMMARY

Totals	Offense	Defense
Goal-to-Go Situations	5	12
Scores	3	12
Total Points	24	72
Touchdowns	3	12
Field Goals	2	0
Fumbles	0	0
Interceptions	0	0
Missed Field Goals	0	0
Lost on Downs	0	0
End of Half/Game	0	0
Ran Out Clock	0	0

GAME-BY-GAME

Date	Opponent	Offense	Defense
9/2	Tennessee	FG	TD-Rush TD-Rush TD-Rush TD-Rush TD-Rush
9/9	JMU	TD-Rush	TD-Rush TD-Pass
9/15	Maryland		TD-Rush TD-Rush TD-Rush TD-Rush
9/22	NC State	FG TD-Pass TD-Pass	TD-Rush

GAME-OPENING DRIVES

	VIRGINIA					OPPONENT				
	Pts	Res	1st Down	PI-Yds	Time	Pts	Res	1st Down	PI-Yds	Time
vs. Tennessee	0	Punt	0	3-5	0:56	7	TD	3	8-62	2:47
James Madison	0	Punt	0	4- -15	2:46	7	TD	4	9-75	5:01
at Maryland	7	TD	2	3-65	1:20	0	Punt	0	3-2	1:15
NC State	0	Punt	4	12-51	5:10	0	Punt	2	7-28	3:21
at Boston College										
William & Mary										
at North Carolina										
at Miami										
Georgia Tech										
at Louisville										
Duke										
Virginia Tech										
Totals	7		6	22-106	2:33	14		9	27-167	3:06*

**Average Time*

SECOND HALF-OPENING DRIVES

	VIRGINIA					OPPONENT				
	Pts	Res	1st Down	PI-Yds	Time	Pts	Res	1st Down	PI-Yds	Time
vs. Tennessee	0	Punt	0	3- -5	0:58	7	TD	5	10-77	3:10
James Madison	7	TD	1	1-75	0:11	0	Punt	0	4-5	2:07
at Maryland	0	Punt	1	5-23	2:34	7	TD	3	6-85	2:39
NC State	0	Punt	2	8-19	4:14	0	Punt	0	3- -11	1:59
at Boston College										
William & Mary										
at North Carolina										
at Miami										
Georgia Tech										
at Louisville										
Duke										
Virginia Tech										
Totals	7		4	17-112	1:59*	7		8	23-156	2:28*

**Average Time*

LAST MINUTE GAME-WINNING SCORES IN UVA HISTORY

Below is the list of UVA's all-time last minute game-winning scores. All scores happened with 60 seconds or less in the fourth quarter and was the game's last score.

DATE	SCORE	TIME	OPP.	FINAL
Sept. 17, 2022	Brendan Farrell 26-yd FG	:00	ODU	16-14
Oct. 9, 2021	Grant Misch 1-yd pass from Brennan Armstrong	:22	at Louisville	34-33
Nov. 10, 2012	Jake McGee 10-yd pass from Michael Rocco	:06	Miami	41-40
Sept. 10, 2011	Robert Randolph 23-yard FG	:00	at Indiana	34-31
Oct. 20, 2007	Mikell Simpson 1-yard TD run	:16	at Maryland	18-17
Oct. 6, 2007	Chris Gould 34-yard FG	:08	at Middle Tenn.	23-21
Sept. 17, 2005	Connor Hughes 19-yard FG	:01	at Syracuse	27-24
Sept. 27, 2003	Connor Hughes 38-yard FG	:10	Wake Forest	27-24
Nov. 10, 2001	Alvin Pearman 27-yd pass from Bryson Spinner	:22	Georgia Tech	39-38
Sept. 22, 2001	Billy McMullen 1-yd pass from Bryson Spinner	:01	at Clemson	26-24
Nov. 20, 1999	Billy McMullen 20-yd pass from Dan Ellis	:26	at Maryland	34-30
Sept. 4, 1999	Todd Braverman 50-yard FG	:27	at North Carolina	20-17
Sept. 19, 1998	Todd Braverman 30-yard FG	:49	Clemson	20-18
Nov. 16, 1996	Rafael Garcia 32-yard FG	:39	North Carolina	20-17
Dec. 30, 1995	Demetrius Allen 83-yard kick off return	:57	vs. Georgia	34-27
Sept. 9, 1995	Tiki Barber 1-yard TD run	:13	at NC State	29-24
Sept. 17, 1994	Rafael Garcia 19-yard FG	:26	Clemson	9-6
Oct. 28, 1989	Jake McInerney 37-yard FG	:00	Louisville	16-15
Sept. 17, 1988	Mark Inderlied 35-yard FG	:09	Georgia Tech	17-16
Nov. 14, 1987	Keith Mattioli 9-yd pass from Scott Secules	:30	North Carolina	20-17
Oct. 4, 1986	Jeff Gaffney 36-yard FG	:56	at Wake Forest	30-28
Oct. 25, 1980	Todd Kirtley 1-yard TD run	:18	at Wake Forest	24-21
Oct. 22, 1977	Russell Henderson 34-yard FG	:05	Wake Forest	12-10
Oct. 23, 1976	Andre Grier 36-yd pass from John Hitt	:53	at Wake Forest	18-17
Nov. 20, 1971	Billy Maxwell 22-yard FG	:18	at Maryland	29-27
Oct. 9, 1965	Bob Davis 3-yard pass from Tom Hodges	:01	VMI	14-10
Oct. 3, 1964	Larry Molinari 2-yard pass from Bob Davis	:20	Virginia Tech	20-17

QUICK FACTS

Location.....	Charlottesville, Va. 22904
Founded	1819 by Thomas Jefferson
Enrollment	25,879 (Undergraduate 17,334)
President	Dr. James E. Ryan
Athletics Director.....	Carla Williams
Faculty Athletics Rep.....	Carrie M. Heilman
Nicknames.....	Cavaliers, Wahoos, Hoos
Mascot	Cavalier
Colors.....	Orange and Blue
Song.....	Good Old Song
Affiliations.....	NCAA, Division I FBS
Conference	Atlantic Coast Conference (Coastal Division)

STADIUM

Stadium Complex.....	Carl Smith Center, Home of David A. Harrison, III Field at Scott Stadium
Official Capacity	61,500
Largest Crowd	64,947 - Aug. 30, 2008 (USC 52, UVA 7)
Playing Surface	Prescription Athletic Turf
Total Games Played at Site.....	499
All-Time Stadium Record.....	283-204-12 (.579)
First Game at Site	Oct. 15, 1931 (VMI 18, UVA 3)

PROGRAM HISTORY

First Year of Football.....	1888 (2023 will be the 134th season)
Total Number of Games.....	1,361
All-Time Record.....	680-633-48
Winning Seasons	72
Losing Seasons.....	52
.500 Seasons	9

TEAM INFORMATION

2022 Record	3-7
ACC Record (Finish).....	1-6 (T-13th/T-6th-Coastal)
Bowl Game	n/a
Starters Returning.....	11 (3 on offense, 8 on defense, plus PK, P, LS)
Starters Lost	11 (8 on offense, 3 on defense, none on special teams)
Lettermen Returning.....	39 (14 offense, 22 defense, 3 specialists)
Lettermen Lost.....	22 (10 offense, 11 defense, 1 specialist)
Offensive Alignment.....	Multiple Formation
Defensive Alignment.....	Multiple Formation

STARTERS**Offensive Players With Starting Experience Returning (16)**

Name, Pos.	'18	'19	'20	'21	'22	Career	Streak
Tony Muskett, QB	*	*	4!	11!	8!	23	-
Grant Misch, TE	1^	0	3	7	7	18	-
Malik Washington, WR	*	0	0	7#	12#	19	12
Brian Stevens, OG	*	0	*	8\$	11\$	19	11
Ty Furnish, C	*	*	*	0	9	9	5
Perris Jones, RB	0	0	0	0	9	8	-
Kobe Pace, RB	*	*	0	6%	0	6	-
Noah Josey, OG	*	*	*	0	4	4	4
Mike Hollins, RB	*	0	*	1	2	3	2
JR Wilson, WR	*	*	*	*	3	3	3
Sackett Wood, TE	*	*	0	0	2	2	2
Demick Starling, WR	*	*	0	0	2	2	2
McKale Boley, OT	*	*	*	*	2	2	-
Jestus Johnson, C	*	*	0	0	1	1	-
Mike Hollins, RB	*	0	*	1	0	1	-
Malachi Fields, WR	*	*	*	1	0	1	-

* did not play Note: Some starts may be at positions other than the ones listed.

^ - starts while playing defense

! - starts while playing at Monmouth \$ - starts while playing at Dayton

- starts while playing at Northwestern % - starts while playing at Clemson

Defensive Players With Starting Experience Returning (17)

Name, Pos.	'18	'19	'20	'21	'22	Career	Streak
Kam Butler, DL	*	14%	3%	13%	10	40	40
Aaron Faumui, DT	4	5	0	6	9	24	4
Jahmeer Carter, DL	*	*	0	10	10	20	12
Coen King, S	0	0	4	7	5	16	4
Antonio Clary, S	*	0	3	3	7	13	5
Tayvonn Kyle, CB	*	5+	5+	0	2+	12	2
Chico Bennett, DE	*	0	2&	*	9	11	9
Sam Westfall, CB	0	0	0	0	11\$	11	-
Paul Akere, DL	0	*	*	10@	0	10	0
Jonas Sanker, S	*	*	*	0	9	9	-
Josh Ahern, LB	*	0	0	3	5	8	-
James Jackson, LB	*	*	*	0	6	6	4
Langston Long, S	*	*	*	0	6	6	1
Malcolm Greene, CB	*	*	3!	0	2!	5	-
Ben Smiley, DL	*	0	0	2	1	3	-
Olasunkanmi Agunloye, DL	*	*	0	1	0	1	-

* did not play Note: Some starts may be at positions other than the ones listed.

& - starts while playing at Georgia Tech % - Starts while playing at Miami (OH)

\$ - starts while playing at SMU @ - starts while playing at Columbia

+ - starts while playing at Iowa State ! - starts while playing at Clemson

WHAT RETURNS BY PERCENTAGE

	2022 Total	Returning	Pct.
Rushing Yards	1,231	763	61.9
Passing Yards	2,210	0	0.0
Receiving Yards	2,210	709	32.1
Receptions	185	69	37.3
Punt Return Yards	63	28	44.4
Kickoff Return Yards	440	440	100.0
Scoring	170	81	47.6
Total Offense	3,441	763	22.2
All-Purpose Yards	3,984	1,980	49.7
Field Goals	19	7	36.8
Punting Yards	2,261	2,113	93.5
Tackles	779	530	68.0
Tackles for Loss	50	38	76.0
Sacks	30	24.5	81.7
Fumble Recoveries	8	6	75.0
Interceptions	5	3	60.0
Passes Broken Up	38	7	18.4
Turnovers Forced	13	8	61.5

No.	Name	Pos	Ht	Wt	Yr	Hometown	High School/Previous School	No.	Name	Pos.
0	Cody Brown	RB	5-10	215	3	Lilburn, Ga.	Parkview/Miami	19	Olasunkonmi Agunloye**DT	
0	Antonio Clary****	S	6-0	204	5	Jacksonville, Fla.	Sandalwood	33	Josh Ahern**	LB
1	Paul Akere*	DE	6-4	250	6	Carrollton, Texas	Hebron (TX)/Columbia	1	Paul Akere*	DE
1	Suderian Harrison	WR	5-9	172	1	McCormick, S.C.	Woodland	53	Dawson Alters	C
2	Stevie Bracey*	LB	6-0	227	2	Atlanta, Ga.	Lovett School	95	Nana Appouh	DT
2	Perris Jones****	RB	5-7	179	6	Alexandria, Va.	Episcopal	27	Trent Baker-Booker	CB
3	Langston Long*	LB	6-3	220	3	Woodbridge, Va.	Christ School (N.C.)	15	Chico Bennett Jr.*	DE
3	Delaney Crawford	WR	6-2	200	2	Corona, Calif.	Corona Senior	41	Will Bettridge*	K
4	Dave Herard*	CB	6-0	192	4	Fort Lauderdale, Fla.	Stranahan	52	McKale Boley*	OT
4	Malik Washington	WR	5-8	194	5	Lawrenceville, Ga.	Parkview/Northwestern	89	Sam Bond	DT
5	Kam Robinson	LB	6-2	227	1	Tappahannock, Va.	Essex	2	Stevie Bracey*	LB
5	Kobe Pace	RB	5-10	215	4	Cedartown, Ga.	Cedartown/Clemson	28	Sam Brady**	LB
6	Dre Walker	CB	6-1	183	1	Denver, N.C.	East Lincoln	27	KJ Bratton	WR
7	Mike Hollins***	RB	5-9	204	5	Baton Rouge, La.	University Lab	55	Anthony Britton	DT
7	James Jackson*	LB	6-3	236	3	Pulaski, Va.	North Cross	19	Grady Brosterhous	QB
8	Malachi Fields*	WR	6-4	220	3	Keswick, Va.	Monticello	0	Cody Brown	RB
8	Malcolm Greene	CB	5-10	188	4	Richmond, Va.	Highland Springs/Clemson	20	Xavier Brown*	RB
9	Amaad Foston	RB	6-0	212	3	Milledgeville, Ga.	John Milledge Academy	47	Vadin Bruot	K
9	Coen King***	S	6-0	194	6	Culpeper, Va.	Eastern View	38	Mekhi Buchanan	DL
10	Anthony Colandrea	QB	5-11	180	1	St. Petersburg, Fla.	Lakewood	30	Addie Burrow	S
10	Ben Smiley III**	DE	6-4	270	5	Chesapeake, Va.	Indian River	82	Kam Butler*	DE
11	Tony Muskett	QB	6-2	206	4	Springfield, Va.	West Springfield/Monmouth	32	Luke Byrne	LS
11	William Simpkins III	CB	6-2	179	3	Gaithersburg, Md.	Quince Orchard	96	Bryce Carter	DT
13	Jared Rayman*	QB	6-2	191	5	Atlanta, Ga.	Pace Academy	90	Jahmeer Carter***	DT
13	Sam Westfall	CB	5-10	183	6	Saint George, Utah	Dixie/SMU	34	Kevin Chadwick	RB
14	Miles Greene	DE	6-2	232	1	Richmond, Va.	Highland Springs	50	Jimmy Christ	OT
15	Chico Bennett Jr.*	DE	6-4	252	5	Ashburn, Va.	Battle Ground Academy (Tenn.)/Georgia Tech	46	Devin Clark	S
16	Trey McDonald	LB	6-3	230	2	Chattanooga, Tenn.	Baylor School	0	Antonio Clary****	S
17	JR Wilson*	WR	6-4	219	2	Brooklyn, N.Y.	Canarsie	10	Anthony Colandrea	QB
17	Aidan Ryan	S	6-1	184	3	Fredericksburg, Va.	James Monroe	80	Tylyric Coleman	WR
18	Jaden Gibson	WR	6-0	179	1	Rabun County, Ga.	Rabun County	3	Delaney Crawford	WR
18	Michael Diatta*	DT	6-4	279	3	Antioch, Tenn.	Cane Ridge	42	Kendall Cross*	LB
19	Olasunkonmi Agunloye**	DT	6-5	298	4	Lindenhurst, N.Y.	Lindenhurst	75	Houston Curry	OT
19	Grady Brosterhous	QB	6-2	210	2	Weddington, N.C.	Weddington	32	Landon Danley	ATH
20	Xavier Brown*	RB	5-9	195	2	Lexington, Ky.	Lexington Christian	26	Ethan Davies*	WR
20	Jonas Sanker**	S	6-1	210	3	Charlottesville, Va.	The Covenant School	74	Noah DeMeritt	OG
21	Donovan Johnson Sr.*	S	6-2	200	4	New Orleans, La.	Helen Cox	18	Michael Diatta*	DT
21	Landon Spell	WR	5-11	188	2	Virginia Beach, Va.	Ocean Lakes	93	Henry Duke	TE
22	Elijah Gaines*	CB	6-1	197	4	Queens, N.Y.	Episcopal (Va.)	39	Robbie Engelberg	S
22	Devin Sherwood	QB	5-10	190	2	Austintown, Ohio	Austintown	94	Aaron Faumui****	DT
23	Tayvonn Kyle	CB	5-11	181	6	Valdosta, Ga.	Lowndes (Iowa State)	8	Malachi Fields*	WR
25	Donte Hawthorne	RB	6-0	215	1	Spotsylvania, Va.	Colonial Forge	9	Amaad Foston	RB
25	Terrell Jones	DT	6-4	274	2	Hoover, Ala.	Hoover	51	Ty Furnish*	C
26	Ethan Davies*	WR	5-10	189	3	Fairfax, Va.	West Springfield	31	Micah Gaffney*	CB
26	Caleb Hardy	S	6-3	186	1	McDonough, Ga.	Eagles Landing	22	Elijah Gaines*	CB
27	Trent Baker-Booker	CB	6-1	171	1	Indianapolis, Ind.	Lawrence Central	98	Matt Ganyard	K
27	KJ Bratton	WR	5-8	174	2	Roanoke, Va.	Lord Botetourt	88	Karson Gay	TE
28	Sam Brady**	LB	6-3	238	4	Lincolnton, N.C.	North Lincoln	18	Jaden Gibson	WR
28	Noah Vaughn	RB	5-8	188	1	Maryville, Tenn.	Maryville	8	Malcolm Greene	CB
29	Davis Lane Jr.	S	6-1	201	2	Lynchburg, Va.	Liberty Christian Academy	14	Miles Greene	DE
30	Addie Burrow	S	6-1	198	4	Spotsylvania, Va.	Courtland	34	Jack Griese	RB
31	Micah Gaffney*	CB	5-11	194	3	Spanish Fort, Ala.	Spanish Fort	91	Jason Hammond	DT
32	Luke Byrne	LS	6-1	234	3	McLean, Va.	Bishop O'Connell	26	Caleb Hardy	S
32	Landon Danley	ATH	6-2	199	1	Irmo, S.C.	Dutch Fork	59	Jack Hardy	DT
33	Josh Ahern**	LB	6-3	236	5	Burke, Va.	Lake Braddock	1	Suderian Harrison	WR
34	Kevin Chadwick Jr.	RB	5-11	195	1	Vienna, Va.	Madison	58	Noah Hartsoe	OG
34	Jack Griese	RB	6-0	217	2	Chantilly, Va.	Chantilly	25	Donte Hawthorne	RB
36	Carlo Thompson	S	5-11	185	2	Richmond, Va.	Varina	4	Dave Herard*	CB
37	John Hurley	S	5-11	178	2	Vienna, Va.	James Madison	54	Joseph Holland III	DE
38	Mekhi Buchanan	DE	6-3	230	1	Acworth, Ga.	Allatoona	7	Mike Hollins***	RB
38	Daniel Sparks*	P	6-6	213	4	Gadsden, Ala.	Gadsden City/Minnesota	93	Jonathan Horton*	DE
39	Robbie Engelberg	S	5-11	194	2	Alexandria, Va.	Maret School	37	John Hurley	S
40	Robert Keys	LB	6-2	208	1	Chantilly, Va.	Westfield	87	Titus Ivy	WR
41	Will Bettridge*	K	5-10	175	2	Miami, Fla.	Gulliver Prep	7	James Jackson*	LB
42	Kendall Cross*	LB	6-0	246	3	Chesterfield, Va.	Clover Hill	21	Donovan Johnson Sr.*	S
43	Logan Kotter	LB	6-0	221	2	Ashburn, Va.	Briar Woods	69	Luke Johnson	OT
44	Brayden Sheffer	DE	6-2	234	3	West Point, Va.	West Point	78	Justus Johnson III*	OG
44	Sackett Wood Jr.**	TE	6-4	240	4	Lynchburg, Va.	E.C. Glass	25	Terrell Jones	DT
45	Aidan Livingston*	LS	5-11	231	6	Huntington Beach, Calif.	Mater Dei	99	DJ Jones	DE
46	Devin Clark	S	6-2	197	1	Marietta, Ga.	Marietta	2	Perris Jones****	RB
47	Vadin Bruot	K	6-0	213	2	Haymarket, Va.	Battlefield	77	Noah Josey*	OG
47	Gabe Sneed	DE	6-4	245	1	Big Stone Gap, Va.	Union	63	Joey Kagel	OG
49	Josh McCarron*	LB	6-2	231	3	Mukilteo, Wash.	Archbishop Murphy	40	Robert Keys	LB
50	Jimmy Christ	OT	6-7	317	4	Sterling, Va.	Dominion/Penn State	9	Coen King***	S
51	Ty Furnish*	C	6-3	282	3	Woodstock, Ga.	Blessed Trinity Catholic	81	TeKai Kirby	TE
52	McKale Boley*	OT	6-4	302	2	Hattiesburg, Miss.	Oak Grove	79	Jessie Knight	OL
52	Nate Morris	DE	6-1	226	4	Glen Allen, Va.	Glen Allen	43	Logan Kotter	LB
53	Dawson Alters	C	6-2	281	2	Miami, Fla.	St. Thomas Aquinas	23	Tayvonn Kyle	CB
								29	Davis Lane Jr.	S
								70	Grant Lanham	OG
								72	Snoop Leota-Amaama	OT
								45	Aidan Livingston*	LS
								3	Langston Long*	LB

No.	Name	Pos.	Ht.	Wt.	Yr.	Hometown	High School/Previous School
53	Justin Stewart	LB	6-1	218	1	Washington, D.C.	St. Stephen-s & St. Agnes
54	Joseph Holland III	DE	6-4	230	3	Culpeper, Va.	Culpeper County
54	Blake Steen	OT	6-5	332	2	Miami, Fla.	St. Thomas Aquinas
55	Anthony Britton	DT	6-3	298	1	Norfolk, Va.	Lake Taylor
55	Brian Stevens	OG	6-2	296	5	Cincinnati, Ohio	Milford/Dayton
56	Caleb Stoltz	DE	6-3	248	4	Palmyra, Va.	Fluvanna County
57	Andy Lutes	OT	6-4	242	1	Salem, Va.	Salem
58	Noah Hartsoe	OG	6-3	311	2	Henrico, Va.	John Tucker
59	Jack Hardy	DT	6-1	242	4	Fredericksburg, Va.	James Monroe
60	Charlie Patterson	OT	6-6	296	3	Roswell, Ga.	Fellowship Christian
61	Dane Steele	OG	6-3	294	1	Charlotte, N.C.	Covenant Country Day
63	Joey Kagel	OG	6-0	274	3	Virginia Beach, Va.	Catholic
64	Cole Surber	OG	6-4	300	1	Bristow, Va.	Patriot
68	Jack Witmer	OT	6-7	285	3	Cypress, Texas	Cy-Fair
69	Luke Johnson	OT	6-4	267	4	Annandale, Va.	The Peddie School (N.J.)
70	Grant Lanham	OG	6-4	321	3	Cincinnati, Ohio	Indian Hill
71	Ugonna Nnanna	OG	6-4	309	4	Arlington, Texas	Seguin (Houston)
72	Snoop Leota-Amaama	OT	6-4	346	2	Lehi, Utah	Skyridge
74	Noah DeMeritt	OG	6-5	357	2	Kingsland, Ga.	Camden County
75	Houston Curry	OT	6-5	283	2	Fountain Inn, S.C.	Hillcrest
77	Noah Josey*	OG	6-5	315	3	Brentwood, Tenn.	Brentwood Academy
78	Jestus Johnson III*	OG	6-3	326	4	Laurel, Md.	Gonzaga College (Va.)
79	Jessie Knight	OL	6-3	285	4	Bridgewater, Va.	Turner Ashby
80	Tylyric Coleman	WR	6-2	191	1	Danville, Va.	Dan River
81	TeKai Kirby	TE	6-2	219	1	Fort Lauderdale, Fla.	St. Thomas Aquinas
82	Kam Butler*	DE	6-3	262	6	Florence, Ky.	Covington Catholic/Miami (OH)
82	Eli Wood	WR	6-1	199	2	Lynchburg, Va.	E.C. Glass
83	Dakota Twitty	WR	6-4	225	2	Columbus, N.C.	Thomas Jefferson Classical
84	Dillon Tennyson	WR	5-7	173	3	Chesterfield, Va.	Benedictine College Prep
85	Grant Misch****	TE	6-5	240	6	Sterling Va.	Potomac Falls
86	Claiborne Richards	WR	5-11	180	1	Nashville, Tenn.	Montgomery Bell Academy
87	Titus Ivy	WR	6-3	190	1	Concord, N.C.	Cox Mill
88	Karson Gay	TE	6-5	233	2	Chattanooga, Tenn.	Boyd Buchanan School
88	Lorenz Terry	DE	6-5	255	3	Sandston, Va.	Varina HS/Fork Union Military Academy
89	Sam Bond	DT	6-3	235	4	Fredon, N.J.	Blair Academy
89	Joshua Rawlings*	TE	6-6	263	4	Pittsburgh, Pa.	Woodland Hills
90	Jahmeer Carter***	DT	6-2	312	4	Baltimore, Md.	Archbishop Spalding
91	Jason Hammond	DT	6-1	291	1	Miami Gardens, Fla.	St. Thomas
92	Andrew Williams	DT	6-3	270	3	Fredericksburg, Va.	James Monroe
93	Henry Duke	TE	6-5	233	3	Henrico, Va.	Mills E. Godwin
93	Jonathan Horton*	DE	6-3	220	4	Baton Rouge, La.	Scotlandville Magnet
94	Aaron Faumui****	DT	6-2	302	6	Kapolei, Hawaii	Kapolei
94	Hayden Rollison	TE	6-3	235	1	Richmond, Va.	Collegiate School
95	Nana Appouh	DT	6-2	305	1	Herndon, Va.	Herndon
96	Bryce Carter	DT	6-3	274	3	South Chesterfield, Va.	Life Christian Academy
98	Matt Ganyard	K	5-11	193	6	Coronado, Calif.	Coronado
98	Bryce Purnell	DT	6-1	271	2	Edgewater, Md.	Archbishop Spalding
99	DJ Jones	DE	6-3	272	1	Tampa, Fla.	Hillsborough
99	Elijah Slibeck	P/PK	6-5	237	1	Indianapolis, Ind.	Warren Central

Key:

*** beside name indicates letters won

Coaching Staff:

Tony Elliott (Clemson '02)	Fralin Family Head Football Coach
Des Kitchings (Furman '00)	Offensive Coordinator/Tight Ends
John Rudzinski (Air Force '05)	Defensive Coordinator/Defensive Backs
Curume Cox (Maryland '04)	DBs/Defensive Passing Game Coordinator
Kevin Downing (NC Central '04)	Defensive Tackles
Keith Gaither (Elon '97)	Special Teams Coordinator/Running Backs
Terry Heffernan (Dayton '03)	Offensive Line
Taylor Lamb (Appalachian St. '17)	Quarterbacks
Adam Mims (Furman '11)	Wide Receivers
Chris Slade (Virginia '92)	Defensive Ends
Clint Sintim (Virginia '09)	Linebackers

No.	Name	Pos.
57	Andy Lutes.....	OT
49	Josh McCarron*	LB
16	Trey McDonald.....	LB
85	Grant Misch****	TE
52	Nate Morris.....	DE
11	Tony Muskett.....	QB
71	Ugonna Nnanna	OG
5	Kobe Pace	RB
60	Charlie Patterson.....	OT
98	Bryce Purnell.....	DT
89	Joshua Rawlings*	TE
13	Jared Rayman*	QB
86	Claiborne Richards	WR
5	Kam Robinson	LB
94	Hayden Rollison	TE
17	Aidan Ryan.....	S
20	Jonas Sanker**	S
44	Brayden Sheffer	DE
22	Devin Sherwood	QB
11	William Simpkins III	CB
99	Elijah Slibeck	P/PK
10	Ben Smiley III**	DE
47	Gabe Sneed	DE
38	Daniel Sparks*	P
21	Landon Spell.....	WR
61	Dane Steele.....	OG
54	Blake Steen	OT
55	Brian Stevens	C
No.	Name	Pos.
53	Justin Stewart.....	LB
56	Caleb Stoltz	DE
64	Cole Surber.....	OG
84	Dillon Tennyson	WR
88	Lorenz Terry	DE
36	Carlo Thompson	S
83	Dakota Twitty.....	WR
28	Noah Vaughn.....	RB
6	Dre Walker.....	CB
4	Malik Washington	WR
13	Sam Westfall	CB
92	Andrew Williams	DT
17	JR Wilson*.....	WR
68	Jack Witmer	OT
44	Sackett Wood Jr.**	TE
82	Eli Wood	WR

*** beside name indicates letters won

PRONUNCIATION GUIDE**COACHES**

John RudzinskiRud (rhymes w/ mud) Zin-Skee
 Keith Gaither.....Gay-ther
 Clint Sintim.....Sint-tim

PLAYERS

Olasunkonmi Agunloye....Oh-la-su-con-me Ag-un-low-ay
 Josh AhernAA-Hern
 Paul AkereAh-Keer-ay
 Nana AppouhAh-pill
 Grady Brosterhouse....Brahster-house
 Jahmeer CarterJA-meer
 Anthony Colandrea ...Coh-land-dree-ah
 Tylyric ColemanTy-leer-ick
 Jake Dewease.....Da-Weeze
 Mike DiattaDee-Ah-tah

Aaron Faumui.....Fowl-Moo-EE
 Amaad Foston.....Ah-mahd FOE-stun
 Suderian HarrisonSuh-Dare-eon
 Dave Herard.....Her-ARD
 TeKai Kirby.....Ta-Ky
 Snoop Leota-Amaama.Lee-OH-tah - Ah-ma-Ah-ma
 Andy Lutes.....Loots
 Grant Misch.....Mish, rhymes with Fish
 Ugonna NnannaYou-gone-ah Non uh

OFFENSE

Pos	No	Name	Ht	Wt	Yr
WR	8	Malachi Fields	6-4	220	Jr.
	83	Dakota Twitty	6-4	225	So.
LT	52	McKale Boley	6-4	302	So.
	54	Blake Steen	6-5	340	So.
	or 68	Jack Witmer	6-7	285	Jr.
LG	77	Noah Josey	6-5	315	Jr.
	78	Justus Johnson III	6-3	326	Jr.
C	55	Brian Stevens	6-2	296	Gr.
	58	Noah Hartsoe	6-3	311	So.
RG	51	Ty Furnish	6-3	282	Jr.
	74	Noah DeMeritt	6-5	357	So.
RT	71	Ugonna Nnanna	6-4	309	Jr.
	50	Jimmy Christ	6-7	317	Gr.
TE	44	Sackett Wood	6-4	240	Sr.
	85	Grant Misch	6-5	240	Sr.
	89	Josh Rawlings	6-6	263	Sr.
QB	11	Tony Muskett	6-2	206	Sr.
	10	Anthony Colandrea	5-11	180	Fr.
TB	5	Kobe Pace	5-10	215	Sr.
	7	Mike Hollins	5-9	204	Sr.
	2	Perris Jones	5-7	179	6th
WR	4	Malik Washington	5-8	194	Gr.
	1	Suderian Harrison	5-9	172	Fr.
WR	17	JR Wilson	6-4	219	So.
	18	Jaden Gibson	6-0	179	Fr.

DEFENSE

Pos	No	Name	Ht	Wt	Yr
DE	96	Bryce Carter	6-3	274	Jr.
	10	Ben Smiley	6-4	270	5th
NT	90	Jahmeer Carter	6-2	312	Sr.
	91	Jason Hammond	6-1	291	Fr.
DT	94	Aaron Faumui	6-2	302	6th
	18	Michael Diatta	6-4	279	Jr.
Bandit	15	Chico Bennett	6-4	252	Gr.
	38	Mekhi Buchanan	6-3	230	Fr.
MIKE	7	James Jackson	6-3	236	Jr.
	16	Trey McDonald	6-3	230	So.
WILL	33	Josh Ahern	6-3	236	5th
	or 5	Kam Robinson	6-2	227	Fr.
	2	Stevie Bracey	6-0	227	So.
LC	9	Coen King	6-0	194	6th
	13	Sam Westfall	5-10	183	Gr.
RC	8	Malcolm Greene	5-10	188	Gr.
	or 6	Dre Walker	6-1	183	Fr.
SPUR	23	Tayvonn Kyle	5-11	181	6th
	17	Aidan Ryan	6-1	184	Jr.
FS	20	Jonas Sanker	6-1	210	Jr.
	32	Landon Danley	6-2	199	Fr.
SS	4	Dave Herard	6-0	192	Sr.
	31	Micah Gaffney	5-11	193	Jr.

SPECIAL TEAMS

Pos	No	Name	Ht	Wt	Yr
P	38	Daniel Sparks	6-6	213	Sr.
	99	Elijah Slibeck	6-5	237	Fr.
PK	41	Will Bettridge	5-10	175	So.
	98	Matt Ganyard	5-11	193	Gr.
	47	Vadin Bruot	6-0	213	So.
KO	98	Matt Ganyard	5-11	193	Gr.
	41	Will Bettridge	5-10	175	So.
Hold	13	Jared Rayman	6-2	191	5th
LS	45	Aidan Livingston	5-11	231	Gr.
	or 32	Luke Byrne	6-1	234	Jr.
PR	26	Ethan Davies	5-10	189	Jr.
	or 1	Suderian Harrison	5-9	172	Fr.
KOR	4	Malik Washington	5-8	194	Gr.
	1	Suderian Harrison	5-9	172	Fr.