



VIRGINIA

2024 FOOTBALL RECORD BOOK

TABLE OF CONTENTS

2-3	2024 Season Information	74-82	All-Time Results
4-5	Personnel Charts	83	The Coaching Line
6-7	Cavalier Roster By State	84	Virginia Homecoming Game Results
8-11	Rosters	85-94	All-Time Lettermen
12-22	2023 Statistics	95-96	Major Award Winners
23-28	2023 Game-by-Game Box Scores	97-98	Retired Numbers/Jerseys
29-30	The Last Time/UVA-Opponent	99-100	Virginia's ACC Honors
31-35	Rushing Records	101-103	All-ACC Selections
36-41	Passing Records	104-105	Annual ACC Statistical Leaders
42-43	Total Offensive Records	106-110	All-Americans
44-49	Receiving Records	111-112	Academic Honors
50-51	All-Time Scoring Records	113-114	ACC All-Academic
52	Kickoff Return Records	115	Hall of Fame Inductees
53	Punt Return Records	116-117	Cavaliers in All-Star Games
54-55	All-Purpose Yards	118-119	Bowl History
56	Punting Records	120-124	Cavaliers in the Pros
57-58	Interception Records	125	Cavaliers in the Super Bowl
59-60	Defensive Records	126-127	All-Time Draft Picks
61-62	Team Records	128-129	Scott Stadium
63	Longest Plays	130	Media Information
64-67	Year-by-Year Statistics		
68	Record vs. All Opponents		
69-73	Series Records vs. Opponents		

2024 VIRGINIA FOOTBALL INFORMATION

A QUICK LOOK AT VIRGINIA

Location..... Charlottesville, Va. 22904
Founded..... 1819 by Thomas Jefferson
Enrollment..... 23,721 (Undergraduate 16,793)
President..... Dr. James E. Ryan
Athletics Director..... Carla Williams
Faculty Athletics Rep..... Carrie M. Heilman
Nicknames..... Cavaliers, Wahoos, Hoos
Mascot..... Cavalier
Colors..... Orange and Blue
Song..... Good Old Song
Affiliations..... NCAA, Division I FBS
Conference..... Atlantic Coast Conference

2024 COACHING STAFF

Tony Elliott Fralin Family Head Football Coach
 Des Kitchings..... Offensive Coordinator/Tight Ends
 John Rudzinski Defensive Coordinator/Defensive Backs
 Keith Gaither..... Special Teams Coordinator/Running Backs
 Curome Cox Defensive Backs/Defensive Passing Game Coordinator
 Kevin Downing Defensive Tackles
 Terry Heffernan..... Offensive Line
 Taylor Lamb..... Quarterbacks
 Adam Mims Wide Receivers
 Chris Slade Defensive Ends
 Mike Adams Linebackers

STADIUM

Stadium Complex..... Carl Smith Center,
 Home of David A. Harrison, III Field at Scott Stadium
Official Capacity..... 61,500
Largest Crowd..... 64,947 - Aug. 30, 2008 (USC 52, UVA 7)
Playing Surface..... Prescription Athletic Turf
Total Games Played at Site..... 505
All-Time Stadium Record..... 285-208-12 (.576)
First Game at Site..... Oct. 15, 1931 (VMI 18, UVA 3)

SOCIAL MEDIA • #GOHOOS

Twitter.....@UVAFootball
 @VirginiaSports
Instagram.....@UVAFootball
 @VirginiaSports
Facebook.....VirginiaFootball
 VirginiaCavaliers

FOOTBALL INFORMATION

2023 Record 3-9
 ACC Record (Finish).....2-6 (T-11th)
 Bowl Game N/A
 Starters Returning..... 18
 (9 on offense, 6 on defense, plus PK, P, RET)
 Starters Lost 9
 (2 on offense, 5 on defense, plus KOS, LS)
 Lettermen Returning..... 53 (26 offense, 24 defense, 5 specialists)
 Lettermen Lost..... 33 (10 offense, 21 defense, 3 specialists)
 Offensive Alignment Multiple Formation
 Defensive Alignment..... Multiple Formation

HEAD COACH TONY ELLIOTT

Seasons 2022-present (third season at UVA)
 UVA Record..... 6-16 (third season)
 Overall Career Head Coaching Record..... 6-16 (.273) 22 games
 Career Conference Record..... 3-12 (.200) 8 games
 Career vs. Non-Conference Opponents.....3-4 (.429) 7 games
 Career Record in Bowl Games..... 0-0 (.000) 0 games
 Twitter.....@Coach_Telliott

PROGRAM HISTORY

First Year of Football..... 1888 (2024 will be the 135th season)
 Total Number of Games..... 1,373
 All-Time Record..... 683-642-48
 Winning Seasons 72
 Losing Seasons..... 53
 .500 Seasons..... 9

UVA ATHLETICS COMMUNICATIONS

Main Office Phone..... (434) 982-5500
 Fax (434) 982-5525
 Scott Stadium Press Box..... (434) 296-5910/295-2453
 Primary Football Contact..... Scott Fitzgerald
 Office Phone (434) 982-5533
 Cell Phone (908) 246-6818
 E-mail Address..... s.fitzgerald@virginia.edu
 Twitter.....@ScottFitz11
 Secondary Football Contact Patrick Boling
 Office Phone (434) 982-5533
 E-mail Address..... pboling@virginia.edu
 Twitter.....@p_boling23
 Athletic Communications Mailing Address P.O. Box 400853
 Charlottesville, VA 22903-4853
 Overnight Package Delivery 295 Massie Road
 Charlottesville, VA 22904



MALACHI FIELDS



2023 VIRGINIA RESULTS

Date	Opponent	Result
Sept. 2	vs. Tennessee	L, 13-49
Sept. 9	JAMES MADISON	L, 35-36
Sept. 15 (Fri.)	at Maryland	L, 14-42
Sept. 22 (Fri.)	* NC STATE	L, 21-24
Sept. 30	* at Boston College	L, 24-27
Oct. 7	WILLIAM & MARY	W, 27-13
Oct. 21	* at North Carolina	W, 31-27
Oct. 28	* at Miami	L, 26-29 (OT)
Nov. 4	* GEORGIA TECH	L, 17-45
Nov. 9 (Thurs.)	* at Louisville	L, 24-31
Nov. 18	* DUKE	W, 30-27
Nov. 25	* VIRGINIA TECH	L, 17-55

* - Denotes ACC game
Home games are **Bold**

2024 VIRGINIA SCHEDULE

Date	Opponent	SERIES RECORD
Aug. 31	RICHMOND	UVA LEADS, 30-3
Sept. 7	* at Wake Forest	UVA leads, 34-17
Sept. 14	MARYLAND	UMD leads, 32-45
Sept. 21	at Coastal Carolina	First-ever meeting
Oct. 5	* BOSTON COLLEGE	BC leads, 7-1
Oct. 12	* LOUISVILLE	UofL leads, 7-5
Oct. 19	* at Clemson	CU leads, 40-8-1
Oct. 26	* NORTH CAROLINA	UNC leads, 65-59
Nov. 9	* at Pitt	Pitt leads, 10-4
Nov. 16	at Notre Dame	UND leads, 4-0
Nov. 23	* SMU	First-ever meeting
Nov. 30	* at Virginia Tech	VT leads, 61-38

* - Denotes ACC game
Home games are **Bold**

2023 PERSONNEL CHART

LETTERMEN RETURNING (53)

OFFENSE (26, 9 STARTERS)

Pos.	No.	Name	Yr.	Ht.	Wt.
QB (3)	19	Grady Brosterhous	Jr.	6-2	210
	10	Anthony Colandrea	So.	6-0	180
	7	Tony Muskett	Gr.	6-2	206
RB (2)	34	Jack Griese	Jr.	6-0	217
	5	Kobe Pace	5th	5-10	215
WR (8)	17	TyLyric Coleman	So.	6-2	191
	26	Ethan Davies	Sr.	5-10	189
	8	Malachi Fields	Sr.	6-4	220
	9	Jaden Gibson	So.	6-0	179
	1	Suderian Harrison	So.	5-9	172
	83	Dakota Twitty	Jr.	6-4	225
	6	JR Wilson	Jr.	6-4	219
	82	Eli Wood	Jr.	6-1	199
TE (2)	88	Karson Gay	Jr.	6-5	233
	44	Sackett Wood Jr.	Gr.	6-4	240
OT (6)	52	McKale Boley	Jr.	6-4	302
	50	Jimmy Christ	Gr.	6-7	317
	75	Houston Curry	Jr.	6-5	283
	60	Charlie Patterson	Sr.	6-6	296
	54	Blake Steen	Jr.	6-5	340
	68	Jack Witmer	Sr.	6-7	285
C (2)	51	Ty Furnish ^	Sr.	6-3	282
	55	Brian Stevens	Gr.	6-2	296
OG (3)	58	Noah Hartsoe	Jr.	6-3	311
	77	Noah Josey	Jr.	6-5	315
	71	Ugonna Nnanna	5th	6-4	309

Note: Colandrea/Muskett (QB) and Davies/Wilson (WR) counted as one starter.

^ - listed on roster as center, but started nine games at RG in 2023.

DEFENSE (24, 6 STARTERS)

Pos.	No.	Name	Yr.	Ht.	Wt.
DE (4)	15	Chico Bennett	Gr.	6-4	252
	11	Mekhi Buchanan	So.	6-3	230
	82	Kam Butler	6th	6-3	262
	10	Ben Smiley III	6th	6-4	270
DT (6)	55	Anthony Britton	So.	6-3	298
	96	Bryce Carter	Sr.	6-3	274
	90	Jahmeer Carter	Gr.	6-2	312
	18	Michael Diatta	Sr.	6-4	279
	91	Jason Hammond	So.	6-1	291
	25	Terrell Jones	Jr.	6-4	274
LB (5)	2	Stevie Bracey	Jr.	6-0	227
	42	Kendall Cross	Sr.	6-0	246
	7	James Jackson	Sr.	6-3	236
	16	Trey McDonald	Jr.	6-3	230
	5	Kam Robinson	So.	6-2	227
CB (4)	31	Micah Gaffney	Sr.	5-11	194
	22	Elijah Gaines	Gr.	6-1	197
	8	Malcolm Greene	Gr.	5-10	188
	6	Dre Walker	So.	6-1	183
S (5)	0	Antonio Clary	6th	6-0	204
	26	Caleb Hardy	So.	6-3	186
	29	Davis Lane Jr.	Jr.	6-1	201
	17	Aidan Ryan	Sr.	6-1	184
	20	Jonas Sanker	Sr.	6-1	210

SPECIALISTS (5)

Pos.	No.	Name	Yr.	Ht.	Wt.
K (1)	41	Will Bettridge	Jr.	5-10	175
P (1)	38	Daniel Sparks	5th	6-6	213
LS (1)	32	Luke Byrne	Sr.	6-1	234
RET (2)	26	Ethan Davies	Sr.	5-10	189
	1	Suderian Harrison	So.	5-9	172

YR category reflects year entering 2024 season

LETTERMEN LOST (33)

OFFENSE (10, 2 STARTERS)

Pos.	No.	Name	Yr.	Ht.	Wt.
QB (1)	13	Jared Rayman	5th	6-2	191
WR (1)	4	Malik Washington	Gr.	5-8	194
RB (3)	9	Amaad Foston	Jr.	6-0	212
	7	Mike Hollins	Gr.	5-9	204
	2	Perris Jones	6th	5-7	179
TE (2)	85	Grant Misch	6th	6-5	240
	89	Joshua Rawlings	Sr.	6-6	263
OG (2)	78	Jestus Johnson III	Jr.	6-3	326
	69	Luke Johnson	Sr.	6-4	267
OL (1)	79	Jessie Knight	Sr.	6-3	285

DEFENSE (21, 5 STARTERS)

Pos.	No.	Name	Yr.	Ht.	Wt.
DE (5)	1	Paule Akere	Gr.	6-4	270
	93	Jonathan Horton	Sr.	6-3	220
	52	Nate Morris	Sr.	6-1	226
	44	Brayden Sheffer	Jr.	6-2	234
	56	Caleb Stoltz	Sr.	6-3	248
DT (6)	19	Olasunkonmi Agunloye	Sr.	6-5	298
	89	Samuel Bond	Sr.	6-3	235
	95	Devontae Davis	Gr.	6-4	306
	74	Noah Demeritt	So.	6-5	357
	94	Aaron Faumui	6th	6-2	302
	59	Jack Hardy	Sr.	6-1	242
LB (3)	33	Josh Ahern	5th	6-3	236
	28	Sam Brady	Jr.	6-3	238
	3	Langston Long	Jr.	6-3	220
CB (5)	4	Dave Herard ^	Sr.	6-0	192
	9	Coen King	6th	6-0	194
	23	Tayvonn Kyle	6th	5-11	181
	11	Will Simpkins III	Jr.	6-2	179
	13	Sam Westfall	Gr.	5-10	183
S (2)	30	Addie Burrow	Sr.	6-1	198
	21	Donovan Johnson Sr.	Sr.	6-2	200

SPECIALISTS (3)

Pos.	No.	Name	Yr.	Ht.	Wt.
K	98	Matt Ganyard	6th	5-11	193
LS	45	Aidan Livingston	Gr.	5-11	231
RET	4	Malik Washington	Gr.	5-8	194

^ - listed on roster as CB, but started in seven games as SS

YR category reflects year entering 2024 season;

2023 starters in **bold**

Players listed alphabetically



STARTERS

Offensive Players With Starting Experience Returning (15)

Name, Pos.	'19	'20	'21	'22	'23	Career	Streak
Brian Stevens, OG	0	*	8\$	11\$	12	31	23
Tony Muskett, QB	*	4!	11!	8!	6	29	-
Ty Furnish, C	*	*	0	9	11	20	6
Noah Josey, OG	*	*	0	4	12	16	12
McKale Boley, OT	*	*	*	2	12	14	-
Malachi Fields, WR	*	*	1	0	12	13	12
Sackett Wood, TE	*	0	0	2	8	10	2
JR Wilson, WR	*	*	*	3	5	8	-
Anthony Colandrea, QB	*	*	*	*	6	6	3
Ugonna Nnanna, OT	*	0	0	0	6	6	-
Blake Steen, OL	*	*	*	0	5	5	5
Ethan Davies, WR	*	*	*	*	2	2	2
Jimmy Christ, OL	*	*	0	0	2	2	-
Jaden Gibson, WR	*	*	*	*	2	2	-
Suderian Harrison, WR	*	*	*	*	1	1	-

* did not play Note: Some starts may be at positions other than the ones listed.
 ^ - starts while playing defense
 ! - starts while playing at Monmouth \$ - starts while playing at Dayton

Offensive Players With Starting Experience Lost (7)

Name, Pos.	'18	'19	'20	'21	'22	'23	Career	Streak
Malik Washington, WR	*	0	0	7#	12#	11	30	10
Grant Misch, TE	1^	0	3	7	7	5	23	-
Perris Jones, RB	0	0	0	0	9	7	16	-
Kobe Pace, RB	*	*	0	6%	0	5	11	2
Mike Hollins, RB	*	0	*	1	2	1	4	1
Demick Starling, WR	*	*	0	0	2	2	4	-
Jestus Johnson, C	*	*	0	0	1	0	1	-

* did not play Note: Some starts may be at positions other than the ones listed.
 # - starts while playing at Northwestern
 ^ - starts while playing defense
 % - starts while playing at Clemson

Defensive Players With Starting Experience Returning (13)

Name, Pos.	'19	'20	'21	'22	'23	Career	Streak
Kam Butler, DL	14%	3%	13%	10	4	40	-
Jahmeer Carter, DL	*	0	10	10	12	32	24
Chico Bennett, DE	0	2&	*	9	10	21	10
Jonas Sanker, S	*	*	0	9	12	21	12
James Jackson, LB	*	*	0	6	12	18	16
Antonio Clary, S	0	3	3	7	0	13	-
Ben Smiley, DL	0	0	2	1	8	11	1
Kam Robinson, LB	*	*	*	*	8	8	8
Malcolm Greene, CB	*	3!	0	2!	2	7	-
Caleb Hardy, S	*	*	*	*	4	4	-
Dre Walker, CB	*	*	*	*	3	3	2
Stevie Bracey, LB	*	*	*	0	1	1	-
Bryce Carter, DT	*	*	*	*	1	1	-

* - did not play
 Note: Some starts may be at positions other than the ones listed.
 % - Starts while playing at Miami (OH) & - starts while playing at Georgia Tech
 ! - Starts while playing at Clemson

Defensive Players With Starting Experience Lost (9)

Name, Pos.	'18	'19	'20	'21	'22	'23	Career	Streak
Aaron Faumui, DT	4	5	0	6	9	12	36	16
Coen King, S	0	0	4	7	5	10	26	-
Tayvonn Kyle, CB	*	5+	5+	0	2+	12	24	14
Sam Westfall, CB	0	0	0	0	11\$	9	20	7
Josh Ahern, LB	*	0	0	3	5	3	11	-
Paul Akere, DL	0	*	*	10@	0	1	11	-
Dave Herard, CB	*	*	*	0	0	7	7	1
Langston Long, S	*	*	*	0	6	1	7	-
Olasunkomi, Agunloye, DL	*	*	0	1	0	0	1	-

* - did not play
 Note: Some starts may be at positions other than the ones listed.
 + - starts while playing at Iowa State \$ - starts while playing at SMU
 @ - starts while playing at Columbia

WHAT RETURNS BY PERCENTAGE

	2023 Total	Returning	Pct.
Rushing Yards	1,415	716	.506
Passing Yards	3,010	3,010	1.000
Receiving Yards	3,010	1,419	.471
Receptions	248	116	.468
Punt Return Yards	61	61	1.000
Kickoff Return Yards	389	59	.152
Scoring	279	159	.570
Total Offense	4,425	3,726	.842
All-Purpose Yards	4,955	2,318	.468
Field Goals	18	18	1.000
Punting Yards	2,746	2,746	1.000
Tackles	790	512	.648
Tackles for Loss	57	57	1.000
Sacks	11	9.5	.864
Fumble Recoveries	6	3	.500
Interceptions	8	6	.750
Passes Broken Up	45	24	.533
Turnovers Forced	14	9	.643

UVA BY CLASS

Graduate Students (15)

DE Chico Bennett Jr., DT Jahmeer Carter, OT Jimmy Christ, TE Sage Ennis, CB Elijah Gaines, CB Malcolm Greene, OL Drake Metcalf, QB Tony Muskett, TE Tyler Neville, DB Kempton Shine, DB Kendren Smith, C Brian Stevens, DB Corey Thomas Jr., WR Chris Tyree, TE Sackett Wood Jr.

Sixth Years (3)

DE Kam Butler, S Antonio Clary, DE Ben Smiley III.

Fifth Years (6)

LS Payton Bunch, LB Dorian Jones, OG Ugonna Nnanna, RB Kobe Pace, OL Ethan Sipe, P Daniel Sparks.

Seniors (20)

LS Luke Byrne, DT Bryce Carter, LB Kendall Cross, WR Ethan Davies, DT Michael Diatta, WR Malachi Fields, C Ty Furnish, CB Micah Gaffney, DE Joseph Holland III, LB James Jackson, OG Noah Josey, OG Joey Kagel, LB Josh McCarron, OT Charlie Patterson, S Aidan Ryan, S Jonas Sanker, WR Dillon Tennyson, DE Lorenz Terry, DT Andrew Williams, OT Jack Witmer.

Juniors (29)

C Dawson Alters, K Will Bettridge, OT McKale Boley, LB Stevie Bracey, WR KJ Bratton, QB Grady Brosterhous, RB Xavier Brown, K Vadin Bruot, OT Houston Curry, TE Henry Duke, S Robbie Engelberg, QB Gavin Frakes, TE Karson Gay, WR Andre Greene Jr., RB Jack Griese, WR Trell Harris, OG Noah Hartsoe, S John Hurley, DB Jam Jackson, DT Terrell Jones, LB Logan Kotter, S Davis Lane Jr., LB Trey McDonald, DT Bryce Purnell, RB Landon Spell, OT Blake Steen, WR Dakota Twitty, WR JR Wilson, WR Eli Wood.

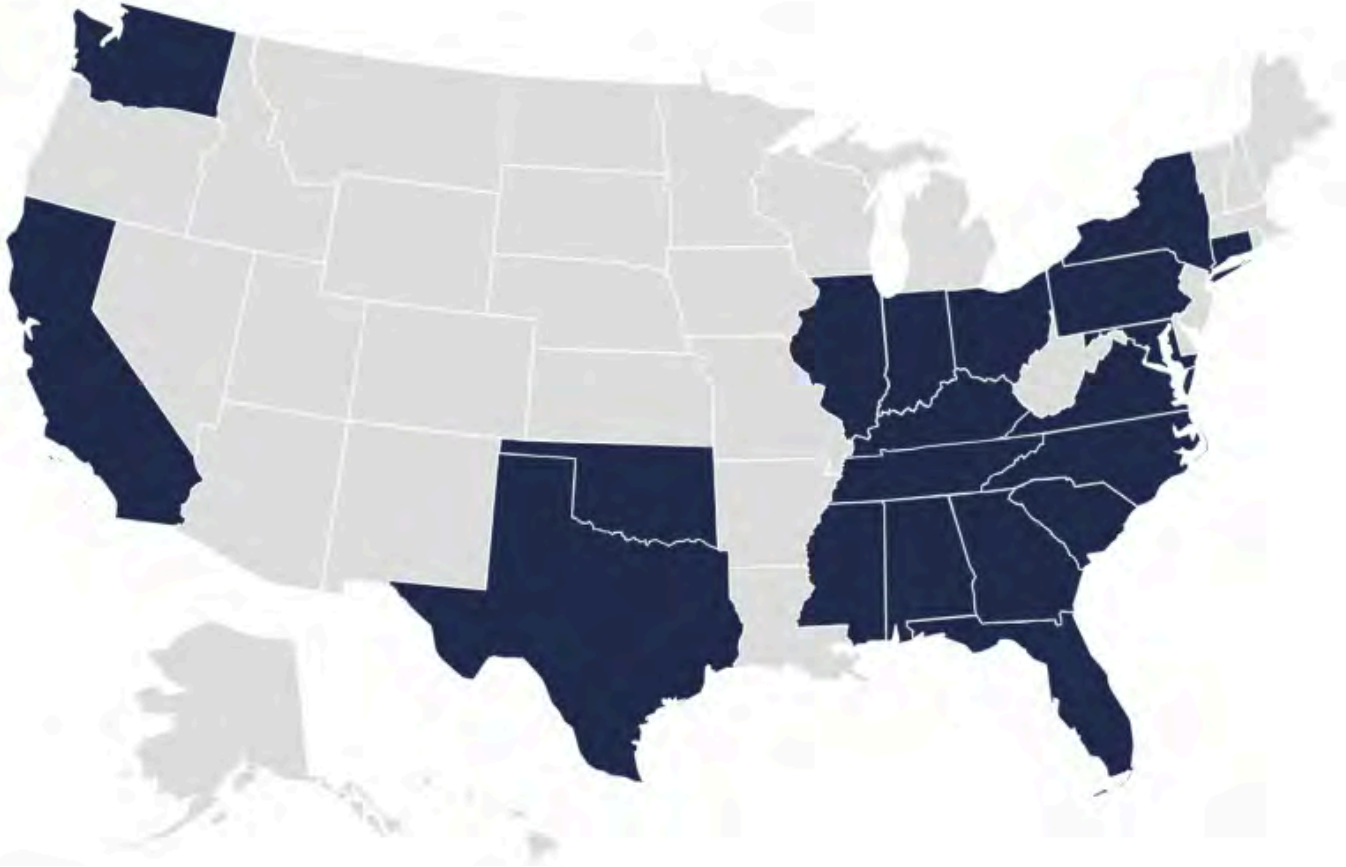
Sophomores (29)

DT Nana Appouh, CB Trent Baker-Booker, DT Anthony Britton, DE Mekhi Buchanan, S Kevin Chadwick Jr., QB Anthony Colandrea, WR TyLyric Coleman, LB Landon Danley, WR Jaden Gibson, DE Miles Greene, DT Jason Hammond, S Caleb Hardy, WR Suderian Harrison, RB Donté Hawthorne, WR Titus Ivy, DE DJ Jones, LB Rob Keys, TE TeKai Kirby, OT Andy Lutes, WR Claiborne Richards, LB Kam Robinson, TE Hayden Rollison, P/PK Elijah Slibeck, DE Gabe Sneed, OG Dane Steele, LB Justin Stewart, OG Cole Surber, RB Noah Vaughn, CB Dre Walker.

Freshmen (22)

DB Keke Adams, QB Alexander Brady, LB Myles Brown, LB Cayden Cook-Cash, WR Kameron Courtney, OL Grant Ellinger, DB Kevon Gray, DE Jewett Hayes, SAF Armstrong Jones, DE Billy Koudelka, WR Trevor Ladd, QB Boone Lourd, ATH Ethan Minter, DE Chase Morrison, TE Henry Omohundro, PK Max Prozny, OL Alex Reisig, TE John Rogers, DT Tyler Simmons, WR Triston Ward, OL Dane Wleklinski, OL Ben York.

2024 CAVALIERS BY STATE AND HOMETOWN



PLAYER	HOMETOWN	HIGH SCHOOL
Alabama (3)		
Micah Gaffney	Spanish Fort	Spanish Fort
Terrell Jones	Birmingham	Hoover
Daniel Sparks	Gadsen	Gadsen City
California (3)		
Boone Lourd	Los Angeles	Brentwood School
Drake Metcalf	Orange	St. John Bosco
Trevor Ladd	Encinitas	LaCosta Canyon
Connecticut (2)		
Keke Adams	Hartford	Avon Old Farms
Triston Ward	Griswold	Deerfield Academy
Florida (12)		
Dawson Alters	Miami	St. Thomas Aquinas
Will Bettridge	Miami	Gulliver Prep
Antonio Clary	Jacksonville	Sandalwood
Anthony Colandrea	St. Petersburg	Lakewood
Sage Ennis	Tallahassee	Lincoln
Jason Hammond	Pembroke Pines	St. Thomas Aquinas
Jam Jackson	Plant City	Plant City
Dorian Jones	Boynton Beach	American Heritage
DJ Jones	Tampa	Hillsborough
TeKai Kirby	Broward County	St. Thomas Aquinas
Tyler Simmons	Windermere	Windermere Prep
Blake Steen	Miami	St. Thomas Aquinas

PLAYER	HOMETOWN	HIGH SCHOOL
Georgia (10)		
Stevie Bracey	Atlanta	Lovett
Mekhi Buchanan	Acworth	Allatoona
Ty Furnish	Woodstock	Blessed Trinity Catholic
Jaden Gibson	Rabun County	Rabun
Kevon Gray	Atlanta	Creekside
Caleb Hardy	McDonough	Eagles Landing
Chase Morrison	Roswell	Roswell
Kobe Pace	Cedartown	Cedartown
Charlie Patterson	Roswell	Fellowship Christian
Max Prozny	Fayetteville	Starrs Mill
Illinois (3)		
Grant Ellinger	Naperville	Naperville Central
Trell Harris	La Grange	Nazereth Academy
Kempton Shine	Chicago	St. Rita
Indiana (2)		
Trent Baker-Booker	Indianapolis	Lawrence Central
Elijah Slibeck	Fishers	Warren Central
Kentucky (2)		
Xavier Brown	Lexington	Lexington Christian
Kam Butler	Florence	Covington Catholic



PLAYER HOMETOWN HIGH SCHOOL

Maryland (2)

Jahmeer Carter	Baltimore	Archbishop Spalding
Bryce Purnell	Edgewater	Archbishop Spalding

Mississippi (1)

McKale Boley	Hattiesburg	Oak Grove
--------------	-------------	-----------

New York (2)

Elijah Gaines	Queens	Episcopal (Va.)
JR Wilson	Brooklyn	Canarsie

North Carolina (7)

Alexander Brady	Pinehurst	Episcopal
Grady Brosterhous	Weddington	Weddington
Titus Ivy	Concord	Cox Mill
Kendren Smith	Charlotte	Mallard Creek
Dane Steele	Charlotte	Covenant Day School
Dakota Twitty	Columbus	Thomas Jefferson Classical
Dre Walker	Denver	East Lincoln

Ohio (3)

Jewett Hayes	Cincinnati	Archbishop Moeller
Brian Stevens	Milford	Milford
Dane Wleklinski	Dublin	Dublin Jerome

Oklahoma (1)

Gavin Frakes	Norman	Norman North
--------------	--------	--------------

Pennsylvania (1)

Corey Thomas Jr.	Pittsburgh	Penn Hills
------------------	------------	------------

South Carolina (5)

Suderian Harrison	McCormick	Woodland
Myles Brown	Columbia	Ridgeview
Payton Bunch	Pendleton	Pendleton
Houston Curry	Fountain Inn	Hillcrest
Landon Danley	Irmo	Dutch Fork

Tennessee (6)

Michael Diatta	Antioch	Can Ridge
Karson Gay	Chattanooga	Boyd-Buchanan
Noah Josey	Brentwood	Brentwood Academy
Trey McDonald	Chattanooga	Baylor School
Ethan Sipe	Nashville	Ensworth School
Noah Vaughn	Maryville	Maryville

Texas (2)

Ugonna Nnanna	Arlington	Seguin
Jack Witmer	Cypress	Cy-Fair

PLAYER HOMETOWN HIGH SCHOOL

Virginia (54)

Nana Appouh	Herndon	Herndon
Chico Bennett Jr.	Ashburn	Battle Ground Academy (Tenn.)
KJ Bratton	Roanoke	Lord Botetourt
Anthony Britton	Norfolk	Lake Taylor
Vadin Bruot	Haymarket	Battlefield
Luke Byrne	McLean	Bishop O'Connell
Bryce Carter	South Chesterfield	Life Christian Academy
Kevin Chadwick Jr.	Vienna	Madison
Jimmy Christ	Sterling	Dominion
TyLyric Coleman	Danville	Dan River
Cayden Cook-Cash	Greenville	Riverheads
Kameron Courtney	Manassas	Freedom
Kendall Cross	Chesterfield	Clover Hill
Ethan Davies	Fairfax	West Springfield
Henry Duke	Henrico	Mills E. Godwin
Robbie Engelberg	Alexandria	Maret Schoo.
Malachi Fields	Charlottesville	Monticello
Malcolm Greene	Richmond	Highland Springs
Miles Greene	Richmond	Highland Springs
Andrew Greene Jr.	Richmond	St. Christopher's
Jack Griese	Chantilly	Chantilly
Noah Hartsoe	Henrico	John Tucker
Donté Hawthorne	Spotsylvania	Colonial Forge
Joseph Holland III	Culpepper	Culpepper County
John Hurley	Vienna	James Madison
James Jackson	Roanoke	North Cross
Armstrong Jones	Greenville	The Westminster Schools
Joey Kagel	Virginia Beach	Catholic
Rob Keys	Chantilly	Westfield
Logan Kotter	Ashburn	Briar Woods
Billy Koudelka	Lynchburg	Virginia Episcopal School
Davis Lane Jr.	Lynchburg	Liberty Christian Academy
Andy Lutes	Salem	Salem
Ethan Minter	Chester	Thomas Dale
Tony Muskett	Springfield	West Springfield
Tyler Neville	Williamsburg	Lafayette
Henry Omohundro	Midlothian	St. Christopher's School
Kam Robinson	Tappahannock	Essex
John Rogers	The Plains	Episcopal
Hayden Rollison	Richmond	Collegiate School
Aidan Ryan	Fredericksburg	James Monroe
Jonas Sanker	Charlottesville	The Covenant School
Ben Smiley III	Chesapeake	Indian River
Gabe Sneed	Big Stone Gap	Union
Landon Spell	Virginia Beach	Ocean Lakes
Justin Stewart	Alexandria	St. Stephen's & St. Agnes
Cole Surber	Bristow	Patriot
Dillon Tennyson	Chesterfield	Benedictine College Prep
Lorenz Terry	Sandston	Varina/Fork Union Military Academy
Chris Tyree	Chester	Thomas Dale
Andrew Williams	Fredericksburg	James Monroe
Eli Wood	Lynchburg	E.C. Glass
Sackett Wood Jr.	Lynchburg	E.C. Glass
Ben York	Burke	Lake Braddock

Washington (1)

Josh McCarron	Seattle	Archbishop Murphy
---------------	---------	-------------------

2024 VIRGINIA NUMERICAL ROSTER

No.	Name	Pos.	Ht.	Wt.	Yr.	Hometown	High School/Previous School
0	Antonio Clary*****	S	6-0	204	6	Jacksonville, Fla.	Sandalwood
0	Sage Ennis	TE	6-4	240	5	Tallahassee, Fla.	Lincoln
1	Suderian Harrison*	WR	5-9	172	2	McCormick, S.C.	Woodland
2	Stevie Bracey**	LB	6-0	227	3	Atlanta, Ga.	Lovett School
2	Andre Greene Jr.	WR	6-2	200	3	Richmond, Va.	St. Christopher's/North Carolina
3	Donte Hawthorne	RB	6-0	228	2	Spotsylvania, Va.	Colonial Forge
3	Corey Thomas Jr.	DB	6-4	215	5	Pittsburgh, Pa.	Penn Hills
4	Kendren Smith	DB	6-1	195	6	Charlotte, N.C.	Mallard Creek/Penn
4	Chris Tyree	WR	5-10	192	5	Chester, Va.	Thomas Dale/Notre Dame
5	Kam Robinson*	LB	6-2	227	2	Tappahannock, Va.	Essex
5	Kobe Pace*	RB	5-10	215	5	Cedartown, Ga.	Cedartown/Clemson
6	Dre Walker*	CB	6-1	183	2	Denver, N.C.	East Lincoln
6	JR Wilson**	WR	6-4	219	3	Brooklyn, N.Y.	Canarsie
7	James Jackson**	LB	6-3	236	4	Pulaski, Va.	North Cross
7	Tony Muskett*	QB	6-2	206	5	Springfield, Va.	West Springfield/Monmouth
8	Malachi Fields**	WR	6-4	220	4	Charlottesville, Va.	Monticello
8	Malcolm Greene*	CB	5-10	188	5	Richmond, Va.	Highland Springs/Clemson
9	Jaden Gibson*	WR	6-0	179	2	Rabun County, Ga.	Rabun County
9	Jam Jackson	DB	6-2	175	3	Plant City, Fla.	Plant City/Robert Morris
10	Anthony Colandrea*	QB	5-11	180	2	St. Petersburg, Fla.	Lakewood
10	Ben Smiley III***	DE	6-4	270	6	Norfolk, Va.	Indian River
11	Mekhi Buchanan*	DE	6-3	230	2	Acworth, Ga.	Allatoona
11	Trell Harris	WR	6-1	187	3	La Grange, Ill.	Nazareth Academy/Kent State
13	Myles Brown	LB	6-3	195	1	Columbia, S.C.	Ridge View
13	Gavin Frakes	QB	6-4	220	3	Norman, Okla.	Norman North/New Mexico State
14	Miles Greene	DE	6-2	232	2	Richmond, Va.	Highland Springs
14	Boone Lourd	QB	6-0	190	1	Los Angeles, Calif.	Brentwood School
15	Chico Bennett Jr.**	DE	6-4	252	6	Ashburn, Va.	Battle Ground Academy (Tenn.)/Georgia Tech
15	Titus Ivy	WR	6-3	190	2	Concord, N.C.	Cox Mill
16	Trey McDonald*	LB	6-3	230	3	Chattanooga, Tenn.	Baylor School
16	Tyler Neville	TE	6-2	249	4	Williamsburg, Va.	Lafayette/Harvard
17	TyLyric Coleman*	WR	6-2	191	2	Danville, Va.	Dan River
17	Aidan Ryan*	S	6-1	184	4	Fredericksburg, Va.	James Monroe
18	Alexander Brady	QB	6-2	205	1	Pinehurst, N.C.	Episcopal
18	Michael Diatta**	DT	6-4	279	4	Antioch, Tenn.	Cane Ridge
19	Grady Brosterhous*	QB	6-2	210	3	Weddington, N.C.	Weddington
20	Xavier Brown*	RB	5-9	195	3	Lexington, Ky.	Lexington Christian
20	Jonas Sanker***	S	6-1	210	4	Charlottesville, Va.	The Covenant School
21	KeKe Adams	DB	6-1	185	1	Hartford, Conn.	Avon Old Farms
21	Landon Spell	RB	5-11	188	3	Virginia Beach, Va.	Ocean Lakes
22	Elijah Gaines**	CB	6-1	197	5	Queens, N.Y.	Episcopal (Va.)
23	Kevon Gray	DB	5-11	167	1	Atlanta, Ga.	Creekside
23	Triston Ward	WR	6-1	180	1	Griswold, Conn.	Deerfield Academy
25	Terrell Jones*	DT	6-4	274	3	Birmingham, Ala.	Hoover
26	Ethan Davies**	WR	5-10	189	4	Fairfax Station, Va.	West Springfield
26	Caleb Hardy*	S	6-3	186	2	McDonough, Ga.	Eagles Landing
27	Trent Baker-Booker	CB	6-1	171	2	Indianapolis, Ind.	Lawrence Central
27	KJ Bratton	WR	5-8	174	3	Roanoke, Va.	Lord Botetourt
28	Armstrong Jones	S	6-0	184	1	Greenville, Va.	The Westminster School
28	Noah Vaughn	RB	5-8	188	2	Maryville, Tenn.	Maryville
29	Davis Lane Jr.*	WR	6-1	201	3	Lynchburg, Va.	Liberty Christian Academy
29	Kempton Shine	DB	6-0	184	6	Chicago, Ill.	St. Rita/Eastern Michigan
30	Ethan Minter	ATH	6-0	185	1	Chester, Va.	Thomas Dale
30	Henry Omohundro	TE	6-3	249	1	Midlothian, Va.	St. Christopher's School
31	Micah Gaffney**	CB	5-11	194	4	Spanish Fort, Ala.	Spanish Fort
32	Luke Byrne*	LS	6-1	234	4	McLean, Va.	Bishop O'Connell
32	Landon Danley	LB	6-2	199	2	Irmo, S.C.	Dutch Fork
33	Cayden Cook-Cash	LB	6-2	214	1	Greenville, Va.	Riverheads
34	Kevin Chadwick Jr.	CB	5-11	195	2	Vienna, Va.	Madison
34	Jack Griese*	RB	6-0	217	3	Chantilly, Va.	Chantilly
36	Max Prozny	K	5-7	173	1	Fayetteville, Ga.	Starrs Mill
37	John Hurley	S	5-11	178	3	Vienna, Va.	James Madison
38	Daniel Sparks**	P	6-6	213	5	Gadsen, Ala.	Gadsen City/Minnesota
39	Robbie Engelberg	S	5-11	194	3	Alexandria, Va.	Maret School
40	Rob Keys	LB	6-2	208	2	Herndon, Va.	Westfield
41	Will Bettridge**	K	5-10	175	3	Miami, Fla.	Gulliver Prep
42	Kendall Cross**	LB	6-0	246	4	Chesterfield, Va.	Clover Hill
43	Logan Kotter	LB	6-0	221	3	Ashburn, Va.	Briar Woods
44	Dorian Jones	LB	6-0	240	5	Boynton Beach, Fla.	American Heritage/Cincinnati/Louisville
44	Sackett Wood	TE	6-4	240	5	Lynchburg, Va.	E.C. Glass
46	Chase Morrison	DE	6-4	235	1	Roswell, Ga.	Roswell
47	Vadin Bruot	K	6-0	213	3	Haymarket, Va.	Battlefield



47	Gabe Sneed	DE	6-4	245	2	Big Stone Gap, Va.	Union
49	Josh McCarron*	LB	6-2	231	4	Seattle, Wash.	Archbishop Murphy
50	Jimmy Christ*	OT	6-7	317	5	Sterling, Va.	Dominion/Penn State
51	Ty Furnish**	C	6-3	282	4	Woodstock Ga.	Blessed Trinity Catholic
52	McKale Boley**	OT	6-4	302	3	Hattiesburg, Miss.	Oak Grove
53	Dawson Alters	C	6-2	281	3	Miami, Fla.	St. Thomas Aquina
53	Justin Stewart	LB	6-1	218	2	Washington, D.C.	St. Stephen-s & St. Agnes
54	Joseph Holland III	DE	6-4	230	4	Culpeper, Va.	Culpeper County
54	Blake Steen*	OT	6-4	332	3	Miami, Fla.	St. Thomas Aquinas
55	Anthony Britton*	DT	6-3	298	2	Norfolk, Va.	Lake Taylor
55	Brian Stevens*	OG	6-2	296	6	Milford, Ohio	Milford/Dayton
56	Tyler Simmons	DT	6-3	250	1	Windermere, Fla.	Windermere Prep
57	Andy Lutes	OT	6-3	242	2	Salem, Va.	Salem
58	Noah Hartsoe*	OG	6-3	311	3	Henrico, Va.	John Tucker
60	Charlie Patterson*	OT	6-6	296	4	Roswell, Ga.	Fellowship Christian
61	Dane Steele	OG	6-3	294	2	Charlotte, N.C.	Covenant Country Day
62	Drake Metcalf	OL	6-2	292	5	Orange, Calif.	St. John Bosco/Stanford/UCF
63	Joey Kagel	OG	6-0	274	4	Virginia Beach, Va.	Catholic
64	Cole Surber	OG	6-4	300	2	Bristow, Va.	Patriot
65	Grant Ellinger	OL	6-4	270	1	Naperville, Ill.	Naperville Central
66	Alexander Reising	OL	6-6	263	1	Washington, D.C.	Choate Rosemary Hall
68	Jack Witmer*	OT	6-7	285	4	Cypress, Texas	Cy-Fair
70	Dane Wleklinski	OL	6-6	275	1	Dublin, Ohio	Dublin Jerome
71	Ugonna Nnanna*	OG	6-4	309	5	Arlington, Texas	Seguin (Houston)
72	Ben York	OL	6-5	302	1	Burke, Va.	Lake Braddock
74	Ethan Sipe	OL	6-4	308	5	Nashville, Tenn.	Ensworth School/Dartmouth
75	Houston Curry*	OT	6-5	283	3	Fountain Inn, S.C.	Hillcrest
77	Noah Josey**	OG	6-5	315	4	Murfreesboro, Tenn.	Brentwood Academy
80	Trevor Ladd	WR	6-2	216	1	Encinitas, Calif.	LaCosta Canyon
81	Payton Bunch	LS	6-2	189	5	Pendleton, S.C.	Pendleton/Coastal Carolina
81	TeKai Kirby	TE	6-2	219	2	Broward County, Fla.	St. Thomas Aquinas
82	Kam Butler**	DE	6-3	262	7	Florence, Ky.	Covington Catholic/Miami (OH)
82	Eli Wood*	WR	6-1	199	3	Lynchburg, Va.	E.C. Glass
83	Dakota Twitty*	WR	6-4	225	3	Columbus, N.C.	Thomas Jefferson Classical
84	Dillon Tennyson	WR	5-7	173	4	Chesterfield, Va.	Benedictine College Prep
85	Kameron Courtney	WR	6-0	180	1	Manassas, Va.	Freedom
85	Jewett Hayes	DE	6-4	220	1	Cincinnati, Ohio	Archbishop Moeller
86	Claiborne Richards	WR	5-11	180	2	Nashville, Tenn.	Montgomery Bell Academy
88	Karson Gay*	TE	6-5	233	3	Chattanooga, Tenn.	Boyd Buchanan School
88	Lorenz Terry	DE	6-5	255	4	Richmond, Va.	Varina HS/Fork Union Military Academy
89	John Rogers	TE	6-3	228	1	The Plains, Va.	Episcopal
90	Jahmeer Carter****	DT	6-2	312	5	Baltimore, Md.	Archbishop Spalding
91	Jason Hammond*	DT	6-1	291	2	Miami Gardens, Fla.	St. Thomas
92	Andrew Williams	DT	6-3	270	4	Fredericksburg, Va.	James Monroe
93	Henry Duke	TE	6-5	233	4	Henrico, Va.	Mills E. Godwin
93	Billy Koudelka	DE	6-7	239	1	Lynchburg, Va.	Virginia Episcopal School
94	Hayden Rollison	TE	6-3	235	2	Richmond, Va.	Collegiate School
95	Nana Appouh	DT	6-2	305	2	Herndon, Va.	Herndon
96	Bryce Carter*	DT	6-3	274	4	South Chesterfield, Va.	Life Christian Academy
98	Bryce Purnell	DT	6-1	271	3	Annapolis, Md.	Archbishop Spalding
99	DJ Jones	DE	6-3	272	2	Tampa, Fla.	Hillsborough
99	Elijah Slibeck	P/PK	6-5	237	2	Fishers, Ind.	Warren Central

* – Number of letters won

Coaching Staff:

Tony Elliott (Clemson '02)	Fralin Family Head Football Coach
Des Kitchings (Furman '00)	Offensive Coordinator/Tight Ends
John Rudzinski (Air Force '05)	Defensive Coordinator/Defensive Backs
Curome Cox (Maryland '04)	Defensive Backs/Defensive Passing Game Coordinator
Kevin Downing (NC Central '04)	Defensive Tackles
Keith Gaither (Elon '97)	Special Teams Coordinator/Running Backs
Terry Heffernan (Dayton '03)	Offensive Line
Taylor Lamb (Appalachian St. '17)	Quarterbacks
Adam Mims (Furman '11)	Wide Receivers
Chris Slade (Virginia '92)	Defensive Ends
Mike Adams (Ball State '98)	Linebackers

PRONUNCIATION GUIDE

COACHES

John Rudzinski Rud (rhymes w/
..... mud) Zin-Skee
Keith Gaither..... Gay-ther

PLAYERS

Nana Appouh Ah-pill
Grady Brosterhous..... Brahster-house
Vadin Bruot..... Vade-in Bree-oh
Anthony Colandrea Coh-land-dree-ah
TyLyric Coleman Ty-leer-ick
Michael Diatta Dee-AH-tah
Jack Griese..... Grease-ee

Suderian Harrison Suh-dare-ee-an
TeKai Kirby.....Ta-Ky
Billy Koudelka Koh-del-kuh
Andy Lutes..... Loots
Ugonna Nnanna You-gone-ah Non-uh
Henry Omohundro Oh-muh-hahn-droh
Alexander Reising Ree-sig

Dane Wleklinski Wel-in-skee

2024 VIRGINIA ALPHABETICAL ROSTER

No.	Name	Pos.	Ht.	Wt.	Yr.	Hometown	High School/Previous School
21	KeKe Adams	DB	6-1	185	1	Hartford, Conn.	Avon Old Farms
53	Dawson Alters	C	6-2	281	3	Miami, Fla.	St. Thomas Aquina
95	Nana Appouh	DT	6-2	305	2	Herndon, Va.	Herndon
27	Trent Baker-Booker	CB	6-1	171	2	Indianapolis, Ind.	Lawrence Central
15	Chico Bennett Jr.**	DE	6-4	252	6	Ashburn, Va.	Battle Ground Academy (Tenn.)/Georgia Tech
41	Will Bettridge**	K	5-10	175	3	Miami, Fla.	Gulliver Prep
52	McKale Boley**	OT	6-4	302	3	Hattiesburg, Miss.	Oak Grove
2	Stevie Bracey**	LB	6-0	227	3	Atlanta, Ga.	Lovett School
18	Alexander Brady	QB	6-2	205	1	Pinehurst, N.C.	Episcopal
27	KJ Bratton	WR	5-8	174	3	Roanoke, Va.	Lord Botetourt
55	Anthony Britton*	DT	6-3	298	2	Norfolk, Va.	Lake Taylor
19	Grady Brosterhous*	QB	6-2	210	3	Weddington, N.C.	Weddington
13	Myles Brown	LB	6-3	195	1	Columbia, S.C.	Ridge View
20	Xavier Brown*	RB	5-9	195	3	Lexington, Ky.	Lexington Christian
47	Vadin Bruot	K	6-0	213	3	Haymarket, Va.	Battlefield
11	Mekhi Buchanan*	DE	6-3	230	2	Acworth, Ga.	Allatoona
81	Payton Bunch	LS	6-2	189	5	Pendleton, S.C.	Pendleton/Coastal Carolina
82	Kam Butler**	DE	6-3	262	7	Florence, Ky.	Covington Catholic/Miami (OH)
32	Luke Byrne*	LS	6-1	234	4	McLean, Va.	Bishop O'Connell
96	Bryce Carter*	DT	6-3	274	4	South Chesterfield, Va.	Life Christian Academy
90	Jahmeer Carter****	DT	6-2	312	5	Baltimore, Md.	Archbishop Spalding
34	Kevin Chadwick Jr.	CB	5-11	195	2	Vienna, Va.	Madison
50	Jimmy Christ*	OT	6-7	317	5	Sterling, Va.	Dominion/Penn State
0	Antonio Clary*****	S	6-0	204	6	Jacksonville, Fla.	Sandalwood
10	Anthony Colandrea*	QB	5-11	180	2	St. Petersburg, Fla.	Lakewood
17	TyLyric Coleman*	WR	6-2	191	2	Danville, Va.	Dan River
33	Cayden Cook-Cash	LB	6-2	214	1	Greenville, Va.	Riverheads
85	Kameron Courtney	WR	6-0	180	1	Manassas, Va.	Freedom
42	Kendall Cross**	LB	6-0	246	4	Chesterfield, Va.	Clover Hill
75	Houston Curry*	OT	6-5	283	3	Fountain Inn, S.C.	Hillcrest
32	Landon Danley	LB	6-2	199	2	Irmo, S.C.	Dutch Fork
26	Ethan Davies**	WR	5-10	189	4	Fairfax Station, Va.	West Springfield
18	Michael Diatta**	DT	6-4	279	4	Antioch, Tenn.	Cane Ridge
93	Henry Duke	TE	6-5	233	4	Henrico, Va.	Mills E. Godwin
65	Grant Ellinger	OL	6-4	270	1	Naperville, Ill.	Naperville Central
39	Robbie Engelberg	S	5-11	194	3	Alexandria, Va.	Maret School
0	Sage Ennis	TE	6-4	240	5	Tallahassee, Fla.	Lincoln
8	Malachi Fields**	WR	6-4	220	4	Charlottesville, Va.	Monticello
13	Gavin Frakes	QB	6-4	220	3	Norman, Okla.	Norman North/New Mexico State
51	Ty Furnish**	C	6-3	282	4	Woodstock Ga.	Blessed Trinity Catholic
31	Micah Gaffney**	CB	5-11	194	4	Spanish Fort, Ala.	Spanish Fort
22	Elijah Gaines**	CB	6-1	197	5	Queens, N.Y.	Episcopal (Va.)
88	Lorenz Terry	DE	6-5	255	4	Richmond, Va.	Varina HS/Fork Union Military Academy
9	Jaden Gibson*	WR	6-0	179	2	Rabun County, Ga.	Rabun County
23	Kevon Gray	DB	5-11	167	1	Atlanta, Ga.	Creekside
8	Malcolm Greene*	CB	5-10	188	5	Richmond, Va.	Highland Springs/Clemson
14	Miles Greene	DE	6-2	232	2	Richmond, Va.	Highland Springs
2	Andre Greene Jr.	WR	6-2	200	3	Richmond, Va.	St. Christopher's/North Carolina
34	Jack Griese*	RB	6-0	217	3	Chantilly, Va.	Chantilly
91	Jason Hammond*	DT	6-1	291	2	Miami Gardens, Fla.	St. Thomas
26	Caleb Hardy*	S	6-3	186	2	McDonough, Ga.	Eagles Landing
11	Trell Harris	WR	6-1	187	3	La Grange, Ill.	Nazareth Academy/Kent State
1	Suderian Harrison*	WR	5-9	172	2	McCormick, S.C.	Woodland
58	Noah Hartsoe*	OG	6-3	311	3	Henrico, Va.	John Tucker
3	Donte Hawthorne	RB	6-0	228	2	Spotsylvania, Va.	Colonial Forge
85	Jewett Hayes	DE	6-4	220	1	Cincinnati, Ohio	Archbishop Moeller
54	Joseph Holland III	DE	6-4	230	4	Culpeper, Va.	Culpeper County
37	John Hurley	S	5-11	178	3	Vienna, Va.	James Madison
15	Titus Ivy	WR	6-3	190	2	Concord, N.C.	Cox Mill
9	Jam Jackson	DB	6-2	175	3	Plant City, Fla.	Plant City/Robert Morris
7	James Jackson**	LB	6-3	236	4	Pulaski, Va.	North Cross
28	Armstrong Jones	S	6-0	184	1	Greenville, Va.	The Westminster School
25	Terrell Jones*	DT	6-4	274	3	Birmingham, Ala.	Hoover
99	DJ Jones	DE	6-3	272	2	Tampa, Fla.	Hillsborough
44	Dorian Jones	LB	6-0	240	5	Boynton Beach, Fla.	American Heritage/Cincinnati/Louisville
77	Noah Josey**	OG	6-5	315	4	Murfreesboro, Tenn.	Brentwood Academy
63	Joey Kagel	OG	6-0	274	4	Virginia Beach, Va.	Catholic
40	Rob Keys	LB	6-2	208	2	Herndon, Va.	Westfield
81	TeKai Kirby	TE	6-2	219	2	Broward County, Fla.	St. Thomas Aquinas
43	Logan Kotter	LB	6-0	221	3	Ashburn, Va.	Briar Woods
93	Billy Koudeika	DE	6-7	239	1	Lynchburg, Va.	Virginia Episcopal School
80	Trevor Ladd	WR	6-2	216	1	Encinitas, Calif.	LaCosta Canyon



29	Davis Lane Jr.*	WR	6-1	201	3	Lynchburg, Va.	Liberty Christian Academy
14	Boone Lourd	QB	6-0	190	1	Los Angeles, Calif.	Brentwood School
57	Andy Lutes	OT	6-3	242	2	Salem, Va.	Salem
49	Josh McCarron*	LB	6-2	231	4	Seattle, Wash.	Archbishop Murphy
16	Trey McDonald*	LB	6-3	230	3	Chattanooga, Tenn.	Baylor School
62	Drake Metcalf	OL	6-2	292	5	Orange, Calif.	St. John Bosco/Stanford/UCF
30	Ethan Minter	ATH	6-0	185	1	Chester, Va.	Thomas Dale
46	Chase Morrison	DE	6-4	235	1	Roswell, Ga.	Roswell
7	Tony Muskett*	QB	6-2	206	5	Springfield, Va.	West Springfield/Monmouth
16	Tyler Neville	TE	6-2	249	4	Williamsburg, Va.	Lafayette/Harvard
71	Ugonna Nnanna*	OG	6-4	309	5	Arlington, Texas	Seguin (Houston)
30	Henry Omohundro	TE	6-3	249	1	Midlothian, Va.	St. Christopher's School
5	Kobe Pace*	RB	5-10	215	5	Cedartown, Ga.	Cedartown/Clemson
60	Charlie Patterson*	OT	6-6	296	4	Roswell, Ga.	Fellowship Christian
36	Max Prozny	K	5-7	173	1	Fayetteville, Ga.	Starrs Mill
98	Bryce Purnell	DT	6-1	271	3	Annapolis, Md.	Archbishop Spalding
66	Alexander Reisig	OL	6-6	263	1	Washington, D.C.	Choate Rosemary Hall
86	Claiborne Richards	WR	5-11	180	2	Nashville, Tenn.	Montgomery Bell Academy
5	Kam Robinson*	LB	6-2	227	2	Tappahannock, Va.	Essex
89	John Rogers	TE	6-3	228	1	The Plains, Va.	Episcopal
94	Hayden Rollison	TE	6-3	235	2	Richmond, Va.	Collegiate School
17	Aidan Ryan*	S	6-1	184	4	Fredericksburg, Va.	James Monroe
20	Jonas Sanker***	S	6-1	210	4	Charlottesville, Va.	The Covenant School
29	Kempton Shine	DB	6-0	184	6	Chicago, Ill.	St. Rita/Eastern Michigan
56	Tyler Simmons	DT	6-3	250	1	Windermere, Fla.	Windermere Prep
74	Ethan Sipe	OL	6-4	308	5	Nashville, Tenn.	Ensworth School/Dartmouth
99	Elijah Slibeck	P/PK	6-5	237	2	Fishers, Ind.	Warren Central
10	Ben Smiley III***	DE	6-4	270	6	Norfolk, Va.	Indian River
4	Kendren Smith	DB	6-1	195	6	Charlotte, N.C.	Mallard Creek/Penn
47	Gabe Sneed	DE	6-4	245	2	Big Stone Gap, Va.	Union
38	Daniel Sparks**	P	6-6	213	5	Gadsden, Ala.	Gadsden City/Minnesota
21	Landon Spell	RB	5-11	188	3	Virginia Beach, Va.	Ocean Lakes
61	Dane Steele	OG	6-3	294	2	Charlotte, N.C.	Covenant Country Day
54	Blake Steen*	OT	6-4	332	3	Miami, Fla.	St. Thomas Aquinas
55	Brian Stevens*	OG	6-2	296	6	Milford, Ohio	Milford/Dayton
53	Justin Stewart	LB	6-1	218	2	Washington, D.C.	St. Stephen-s & St. Agnes
64	Cole Surber	OG	6-4	300	2	Bristow, Va.	Patriot
84	Dillon Tennyson	WR	5-7	173	4	Chesterfield, Va.	Benedictine College Prep
88	Karson Gay*	TE	6-5	233	3	Chattanooga, Tenn.	Boyd Buchanan School
3	Corey Thomas Jr.	DB	6-4	215	5	Pittsburgh, Pa.	Penn Hills
83	Dakota Twitty*	WR	6-4	225	3	Columbus, N.C.	Thomas Jefferson Classical
4	Chris Tyree	WR	5-10	192	5	Chester, Va.	Thomas Dale/Notre Dame
28	Noah Vaughn	RB	5-8	188	2	Maryville, Tenn.	Maryville
6	Dre Walker*	CB	6-1	183	2	Denver, N.C.	East Lincoln
23	Triston Ward	WR	6-1	180	1	Griswold, Conn.	Deerfield Academy
92	Andrew Williams	DT	6-3	270	4	Fredericksburg, Va.	James Monroe
6	JR Wilson**	WR	6-4	219	3	Brooklyn, N.Y.	Canarsie
68	Jack Witmer*	OT	6-7	285	4	Cypress, Texas	Cy-Fair
70	Dane Wleklinski	OL	6-6	275	1	Dublin, Ohio	Dublin Jerome
82	Eli Wood*	WR	6-1	199	3	Lynchburg, Va.	E.C. Glass
44	Sackett Wood	TE	6-4	240	5	Lynchburg, Va.	E.C. Glass
72	Ben York	OL	6-5	302	1	Burke, Va.	Lake Braddock

* – Number of letters won

Coaching Staff:

Tony Elliott (Clemson '02)	Fralin Family Head Football Coach
Des Kitchings (Furman '00)	Offensive Coordinator/Tight Ends
John Rudzinski (Air Force '05)	Defensive Coordinator/Defensive Backs
Curome Cox (Maryland '04)	Defensive Backs/Defensive Passing Game Coordinator
Kevin Downing (NC Central '04)	Defensive Tackles
Keith Gaither (Elon '97)	Special Teams Coordinator/Running Backs
Terry Heffernan (Dayton '03)	Offensive Line
Taylor Lamb (Appalachian St. '17)	Quarterbacks
Adam Mims (Furman '11)	Wide Receivers
Chris Slade (Virginia '92)	Defensive Ends
Mike Adams (Ball State '98)	Linebackers

PRONUNCIATION GUIDE

COACHES

John Rudzinski Rud (rhymes w/
..... mud) Zin-Skee
Keith Gaither..... Gay-ther

PLAYERS

Nana Appouh Ah-pill
Grady Brosterhous..... Brahster-house
Vadin Bruot..... Vade-in Bree-oh
Anthony Colandrea Coh-land-dree-ah
TyLyric Coleman Ty-leer-ick
Michael Diatta Dee-AH-tah
Jack Griese..... Grease-ee

Suderian Harrison Suh-dare-ee-an
TeKai Kirby.....Ta-Ky
Billy Koudelka Koh-del-kuh
Andy Lutes..... Loots
Ugonna Nnanna You-gone-ah Non-uh
Henry Omohundro Oh-muh-hahn-droh
Alexander Reisig Ree-sig

Dane Wleklinski Wel-in-skee

2023 SCHEDULE & RESULTS

RECORD:	OVERALL	HOME	AWAY	NEUTRAL
ALL GAMES	3-9-0	2-4-0	1-4-0	0-1-0
CONFERENCE	2-6-0	1-3-0	1-3-0	0-0-0
NON-CONFERENCE	1-3-0	1-1-0	0-1-0	0-1-0

Date	Opponent	Score	Result	Overall	Conference	Time	Attend
Sep. 2, 2023	vs. Tennessee	13-49	L	0-1	0-0	3:32	69,507
Sep. 9, 2023	James Madison	35-36	L	0-2	0-0	4:39	56,508
Sep. 15, 2023	at Maryland	14-42	L	0-3	0-0	3:25	37,041
Sep. 22, 2023	NC State*	21-24	L	0-4	0-1	3:39	42,979
Sep. 30, 2023	at Boston College*	24-27	L	0-5	0-2	3:26	41,868
Oct. 7, 2023	William & Mary	27-13	W	1-5	0-2	3:24	38,289
Oct. 21, 2023	at #10 North Carolina*	31-27	W	2-5	1-2	3:21	50,500
Oct. 28, 2023	at Miami (FL)*	26-29	L (OT)	2-6	1-3	3:05	58,503
Nov. 4, 2023	Georgia Tech*	17-45	L	2-7	1-4	3:13	44,156
Nov. 9, 2023	at #11 Louisville*	24-31	L	2-8	1-5	3:32	44,628
Nov. 18, 2023	Duke*	30-27	W	3-8	2-6	3:18	36,400
Nov. 25, 2023	Virginia Tech*	17-55	L	3-9	2-7	3:24	42,976

* - ACC contest

INDIVIDUAL STATISTICS

RUSHING

	GP	ATT	GAIN	LOSS	NET	AVG	TD	LONG	AVG/G
Perris Jones	10	76	414	21	393	5.2	2	43	39.3
Kobe Pace	12	125	407	25	382	3.1	1	22	31.8
Mike Hollins	11	80	294	20	274	3.4	7	22	24.9
Anthony Colandrea	8	73	383	158	225	3.1	0	30	28.1
Tony Muskett	6	61	214	148	66	1.1	1	20	11.0
Jack Griese	10	11	34	0	34	3.1	1	9	3.4
Amaad Foston	4	5	29	0	29	5.8	0	8	7.3
Donte Hawthorne	1	4	21	5	16	4.0	0	10	16.0
Jared Rayman	12	3	13	1	12	4.0	0	11	1.0
Malik Washington	12	3	9	2	7	2.3	0	8	0.6
Grady Brosterhous	6	4	7	0	7	1.8	0	2	1.2
Malachi Fields	12	1	0	6	-6	-6.0	0	0	-0.5
JR Wilson	12	1	0	8	-8	-8.0	0	0	-0.7
Team	12	7	0	16	-16	-2.3	0	0	-1.3
Total	12	454	1825	410	1415	3.1	12	43	117.9
Opponents	12	434	2358	144	2214	5.1	27	73	184.5

RECEIVING

	G	NO.	YDS	AVG	TD	LONG	YPG
Malik Washington	12	110	1426	13.0	9	64	118.8
Malachi Fields	12	58	811	14.0	5	39	67.6
Kobe Pace	12	19	176	9.3	3	75	14.7
Mike Hollins	11	10	34	3.4	1	8	3.1
JR Wilson	12	10	98	9.8	0	32	8.2
Sacket Wood Jr.	9	9	141	15.7	0	28	15.7
Sudarian Harrison	11	9	94	10.4	0	23	8.5
Perris Jones	10	6	107	17.8	0	60	10.7
Jaden Gibson	8	5	54	10.8	0	23	6.8
Grant Misch	12	3	13	4.3	0	5	1.1
Jack Griese	10	3	25	8.3	0	14	2.5
Joshua Rawlings	12	2	10	5.0	1	9	0.8
Ethan Davies	9	2	13	6.5	0	9	1.4
Amaad Foston	4	1	1	1.0	0	1	0.3
Dakota Twitty	7	1	7	7.0	0	7	1.0
Total	12	248	3010	12.1	19	75	250.8
Opponents	12	232	2697	11.6	19	84	224.8

PASSING

	G	EFFIC	CMP-ATT-INT	PCT	YDS	TD	LNG	AVG/G
Anthony Colandrea	8	139.6	154-246-9	62.6	1958	13	75	244.8
Tony Muskett	6	128.8	93-147-5	63.3	1031	6	64	171.8
Malik Washington	12	0.0	0-1-0	0.0	0	0	0	0
Grady Brosterhous	6	276.4	1-1-0	100.0	21	0	21	3.5
Total	12	135.2	248-396-14	62.6	3010	19	75	250.8
Opponents	12	133.7	232-378-8	61.4	2697	19	84	224.8

TOTAL OFFENSE

	G	PLAYS	RUSH	PASS	TOTAL	AVG/G
Anthony Colandrea	8	319	225	1958	2183	272.9
Tony Muskett	6	208	66	1031	1097	182.8
Perris Jones	10	76	393	0	393	39.3
Kobe Pace	12	125	382	0	382	31.8
Mike Hollins	11	80	274	0	274	24.9
Jack Griese	10	11	34	0	34	3.4
Amaad Foston	4	5	29	0	29	7.3
Grady Brosterhous	6	5	7	21	28	4.7
Donte Hawthorne	1	4	16	0	16	16.0
Jared Rayman	12	4	12	0	12	1.0
Malik Washington	12	4	7	0	7	0.6
Malachi Fields	12	1	-6	0	-6	-0.5
JR Wilson	12	1	-8	0	-8	-0.7
Team	12	0	-16	0	-16	-1.3
Total	12	850	1415	3010	4425	368.8
Opponents	12	812	2214	2697	4911	409.3

PUNTING

	NO.	YDS	AVG	LONG	TB	FC	I20	50+
Daniel Sparks	64	2746	42.9	70	7	18	10	16
Team	2	0	0.0	0	0	0	0	0
Total	66	2746	41.6	70	7	18	10	16
Opponents	56	2364	42.2	67	3	19	12	8



ALL PURPOSE

	G	RUSH	REC	PR	KOR	INT.	TOT	AVG/G
Malik Washington	12	7	1426	0	273	0	1706	142.2
Malachi Fields	12	-6	811	0	0	0	805	67.1
Kobe Pace	12	382	176	0	0	0	558	46.5
Perris Jones	10	393	107	0	21	0	521	52.1
Mike Hollins	11	274	34	0	0	0	308	28.0
Anthony Colandrea	8	225	0	0	0	0	225	28.1
Sackett Wood Jr.	9	0	141	0	0	0	141	15.7
Suderian Harrison	11	0	94	37	0	0	131	11.9
Ethan Davies	9	0	13	24	59	0	96	10.7
JR Wilson	12	-8	98	0	0	0	90	7.5
Tony Muskett	6	66	0	0	0	0	66	11.0
Jack Griese	10	34	25	0	0	0	59	5.9
Jaden Gibson	8	0	54	0	0	0	54	6.8
Kam Robinson	12	0	0	0	0	42	42	3.5
Amaad Foston	4	29	1	0	0	0	30	7.5
Grant Misch	12	0	13	0	15	0	28	2.3
Demick Starling	2	0	0	0	21	0	21	10.5
Josh Ahern	10	0	0	0	0	17	17	1.7
Donte Hawthorne	1	16	0	0	0	0	16	16.0
Jared Rayman	12	12	0	0	0	0	12	1.0
Micah Gaffney	11	0	0	0	0	11	11	1.0
Joshua Rawlings	12	0	10	0	0	0	10	0.8
Grady Brosterhous	6	7	0	0	0	0	7	1.2
Dakota Twitty	7	0	7	0	0	0	7	1.0
Caleb Hardy	9	0	0	0	0	6	6	0.7
Dre Walker	9	0	0	0	0	4	4	0.4
Team	12	-16	0	0	0	0	-16	-1.3
Total	12	1415	3010	61	389	80	4955	412.9
Opponents	12	2214	2697	224	706	76	5917	493.1

SCORING

	TD	FGS	PATS				PASS	DXP	SAF	POINTS
			KICK	RUSH	RCV					
Will Bettridge	-	18-21	31-31	-	-	-	-	-	-	85
Malik Washington	9	-	-	-	-	-	-	-	-	54
Mike Hollins	8	-	-	-	-	-	-	-	-	48
Malachi Fields	5	-	-	-	1	-	-	-	-	32
Kobe Pace	4	-	-	-	-	-	-	-	-	24
Perris Jones	2	-	-	-	-	-	-	-	-	12
Tony Muskett	1	-	-	-	-	-	-	-	-	6
Joshua Rawlings	1	-	-	-	-	-	-	-	-	6
Jack Griese	1	-	-	-	-	-	-	-	-	6
Kam Robinson	1	-	-	-	-	-	-	-	-	6
Total	20	11-18	17-20	0	0	0	0	0	0	170
Opponents	26	19-23	25-26	1	0	0	0	0	0	240

FIELD GOALS

	FGM-FGA	Pct	01-19	20-29	30-39	40-49	50-99	Lg	Blk
Will Bettridge	18-21	85.7	0-0	5-6	8-8	5-7	0-0	46	0
Total	18-21	85.7	0-0	5-6	8-8	5-7	0-0	46	0
Opponents	17-20	85.0	0-0	2-2	5-6	9-10	1-2	50	0

FG SEQUENCE

	Virginia	OPPONENTS
Tennessee	28, (30), (40)	
NC State	(21), (36)	(33)
Boston College	(44)	(42), (42)
William & Mary	(45), (37), ()	(38), (48)
North Carolina	(45)	(43), (27)
Miami (FL)	(22), (23), (32), (35)	(47), (50), (48)
Georgia Tech	48, (39)	(41)
Louisville	42, (38)	35, (35)
Duke	(46), (21), (30)	(29), (34), 44
Virginia Tech	(25)	(41), (47)
Maryland		55
James Madison		(38)

Numbers in (parentheses) indicate field goal was made.

INTERCEPTIONS

	NO.	YDS	AVG	TD	LONG
Kam Robinson	2	42	21.0	1	28
Sam Westfall	1	0	0.0	0	0
Josh Ahern	1	17	17.0	0	17
James Jackson	1	0	0.0	0	0
Micah Jaffney	1	11	11.0	0	11
Dre Walker	1	4	4.0	0	4
Caleb Hardy	1	6	6.0	0	6
Total	5	40	8.0	0	26
Opponents	12	67	5.6	3	37

KO RETURNS

	NO.	YDS	AVG	TD	LONG
Malik Washington	14	273	19.5	0	40
Ethan Davies	2	59	29.5	0	32
Grant Misch	1	15	15.0	0	15
Perris Jones	1	21	21.0	0	21
Demick Starling	1	21	21.0	0	21
Total	19	389	20.5	0	40
Opponents	31	706	22.8	2	98

PUNT RETURNS

	NO.	YDS	AVG	TD	LONG
Suderian Harrison	8	37	21.0	0	10
Ethan Davies	7	24	3.4	0	6
Micah Gaffney	1	0	0.0	0	0
Total	16	61	3.8	0	10
Opponents	19	224	11.8	2	55

FUMBLE RETURNS

	NO.	YDS	AVG	TD	LONG
Jonas Sanker	2	0	0.0	0	0
Tayvonn Kyle	1	0	0.0	0	0
Olasunkonmi Agunloye	1	0	0.0	0	0
Dave Herard	1	0	0.0	0	0
Caleb Hardy	1	0	0.0	0	0
Total	6	0	0.0	0	0
Opponents	6	57	9.5	0	57

2023 TEAM STATISTICS

	UVA	OPP		UVA	OPP				
SCORING	279	405	PENALTIES-YARDS	78-663	69-676				
Points per game	23.3	33.8	Average per game	55.3	56.3				
Points Off Turnovers	38	42	PUNTS-YARDS	66-2746	56-2364				
First Downs	252	259	Average per punt	41.6	42.2				
Rushing	101	119	Net punt average	36.0	40.4				
Passing	127	119	KICKOFFS-YARDS	58-3481	75-4572				
Penalty	24	21	Average per kick	60.0	61.0				
RUSHING YARDAGE	1415	2214	Net kick average	37.1	39.0				
Yards gained rushing	1825	2358	TIME OF POSSESSION / GAME	31:25	28:12				
Yards lost rushing	410	144	3RD-DOWN CONVERSION	66/183	65/161				
Rushing attempts	454	434	3rd-down pct	36%	40%				
Average per rush	3.1	5.1	4RD-DOWN CONVERSION	12/20	11/19				
Average per game	117.9	184.5	4rd-down pct	60%	58%				
TDs Rushing	12	27	SACKS BY-YARDS	11-64	43-269				
PASSING YARDAGE	3010	2697	MISC YARDS	0	0				
Comp-Att-Int	248-396-14	232-378-8	TOUCHDOWNS SCORED	32	51				
Average per pass	7.6	7.1	FIELD GOALS - ATTEMPTS	18-21	17-20				
Average per catch	12.1	11.6	ON-SIDE KICKS	0-2	0-1				
Average per game	250.8	224.8	RED-ZONE SCORES	(34-43) 79%	(35-41) 85%				
TDs Passing	19	19	RED-ZONE TOUCHDOWNS	(22-43) 51%	(27-41) 66%				
TOTAL OFFENSE	4425	4911	PAT-ATTEMPTS	(31-31) 100%	(48-48) 100%				
Total plays	850	812	2-POINT CONVERSION-ATTEMPTS	(1-1) 100%	(0-2) 0%				
Average per play	5.2	6.0	ATTENDANCE	259758	232540				
Average per game	368.8	409.3	GAMES / AVG PER GAME	6/43293	5/46508				
KICK RETURNS: #-YARDS	19-389	31-706	NEUTRAL SITE GAMES	-	1/69507				
PUNT RETURNS: #-YARDS	16-61	19-224							
INT RETURNS: #-YARDS	8-80	14-76							
KICK RETURN AVERAGE	20.5	22.8	SCORE BY QUARTERS	1st	2nd	3rd	4th	OT	Total
PUNT RETURN AVERAGE	3.8	11.8	Virginia	66	57	99	54	3	279
INT RETURN AVERAGE	10.0	5.4	Opponents	64	114	107	114	6	405
FUMBLES-LOST	13-6	12-6							

2023 GAME-BY-GAME STARTERS

OFFENSE

Game	WR	LT	LG	C	RG	RT	WR	QB	TB	TE/WR	WR
Tennessee	Fields	Boley	Josey	Furnish	Stevens	Nnanna	Starling	Muskett	P. Jones	S. Wood	Washington
James Madison	Fields	Boley	Josey	Furnish	Stevens	Nnanna	Starling	Colandrea	P. Jones	Misch	Harrison
at Maryland	Fields	Boley	Josey	Stevens	Furnish	Nnanna	Wood	Colandrea	P. Jones	Misch	Washington
NC State	Fields	Boley	Josey	Stevens	Furnish	Nnanna	Wood	Colandrea	Pace	Misch	Wilson
Boston College	Fields	Boley	Josey	Stevens	Furnish	Nnanna	Wood	Muskett	Pace	Washington	Gibson
William & Mary	Fields	Boley	Josey	Stevens	Nnanna	Christ	Wood	Muskett	Pace	Washington	Gibson
North Carolina	Fields	Boley	Josey	Stevens	Furnish	Christ	Wood	Muskett	P. Jones	Washington	Wilson
Miami	Fields	Boley	Josey	Stevens	Furnish	Steen	Misch	Muskett	P. Jones	Washington	Wilson
Georgia Tech	Fields	Boley	Josey	Stevens	Furnish	Steen	Misch	Muskett	P. Jones	Washington	Wilson
Louisville	Fields	Boley	Josey	Stevens	Furnish	Steen	Misch	Colandrea	P. Jones	Washington	Wilson
Duke	Fields	Boley	Josey	Stevens	Furnish	Steen	Wood	Colandrea	Pace	Washington	Davies
Virginia Tech	Fields	Boley	Josey	Stevens	Furnish	Steen	Wood	Colandrea	Pace	Washington	Davies

DEFENSE

Game	BANDIT	DT	NT	DE	MIKE	WILL	LC	SPUR	FS	N	CB
Tennessee	Butler	Faumui	J. Carter	Smiley	J. Jackson	Ahern	King	Kyle	Sanker	Long	Westfall
JMU	Butler	Faumui	J. Carter	Smiley	J. Jackson	Bracey	King	Kyle	Sanker	Herard	Westfall
Maryland	Bennett Jr.	Faumui	J. Carter	Butler	J. Jackson	Ahern	King	Kyle	Sanker	Herard	Ma. Greene
NC State	Bennett Jr.	Faumui	J. Carter	Butler	J. Jackson	Robinson	King	Kyle	Sanker	Herard	Ma. Greene
Boston College	Bennett Jr.	Faumui	J. Carter	B. Carter	J. Jackson	Robinson	King	Kyle	Sanker	Herard	Walker
William & Mary	Bennett Jr.	Faumui	J. Carter	Smiley	J. Jackson	Robinson	King	Kyle	Sanker	Herard	Westfall
North Carolina	Bennett Jr.	Faumui	J. Carter	Smiley	Robinson	J. Jackson	King	Kyle	Sanker	Herard	Westfall
Miami	Bennett Jr.	Faumui	J. Carter	Smiley	Robinson	J. Jackson	King	Kyle	Sanker	C. Hardy	Westfall
Georgia Tech	Bennett Jr.	Faumui	J. Carter	Smiley	Robinson	J. Jackson	King	Kyle	Sanker	C. Hardy	Westfall
Louisville	Bennett Jr.	Faumui	J. Carter	Smiley	Ahern	J. Jackson	King	Kyle	Sanker	C. Hardy	Westfall
Duke	Bennett Jr.	Faumui	J. Carter	Akere	Robinson	J. Jackson	Walker	Kyle	Sanker	C. Hardy	Westfall
Virginia Tech	Bennett Jr.	Faumui	J. Carter	Smiley	Robinson	J. Jackson	Walker	Kyle	Sanker	Herard	Westfall



DEFENSIVE STATISTICS

	POS.	G/GS	SOLO	AST.	TOTAL	AVG.	TFL	QBS/YD.	INT	PBU	QBH	FR	FC	BLK	SAF
Jonas Sanker	S	12/12	73	34	107	8.9	4-6	.	.	11	1	2-0	3	.	.
James Jackson	LB	12/12	34	46	80	6.7	4-18	.	1-0	5	7
Kam Robinson	LB	12/8	46	25	71	5.9	4.5-9	1-3	2-42	1	4
Coen King	CB	10/10	47	13	60	6.0	2.5-3	.	.	6	1	.	2	.	.
Tayvonn Kyle	CB	12/12	25	29	54	4.5	2-4	.	.	5	.	1-0	.	.	.
Dave Herard	CB	11/7	25	15	40	3.6	2-6	.	.	2	1	1-0	1	.	.
Jahmeer Carter	DT	12/12	13	22	35	2.9	2-7	1-7
Chico Bennett Jr.	DE	11/10	15	19	34	3.1	4.5-8	.	.	.	5
Josh Ahern	LB	10/3	18	14	32	3.2	4-6	.	1-17	2
Aaron Faumui	DT	12/12	13	19	32	2.7	6.5-11	.	.	3	4
Kameron Butler	DE	4/4	16	7	23	5.7	5-25	3.5-24	.	.	1
Sam Westfall	CB	11/9	12	9	21	1.9	.	.	1-0	2
Stevie Bracey	LB	11/1	10	10	20	1.8	0.5-1	3.5-24	.	.	1
Mekhi Buchanan	DE	12/0	10	10	20	1.7	1.5-2
Michael Diatta	DT	12/0	6	12	18	1.5	1-6
Malcolm Greene	CB	10/2	11	4	15	1.5	4-8
Ben Smiley III	DE	9/8	6	9	15	1.7	3.5-5	2-3
Paul Akere	DE	9/1	4	11	15	1.7	3-9	1-6
Caleb Hardy	S	9/4	3	11	14	1.5	.	.	1-6	1	.	1-0	.	.	.
Trey McDonald	LB	12/0	5	7	12	1.0
Dre Walker	CB	9/3	8	3	11	1.2	.	.	1-4	5
Bryce Carter	DT	7/1	5	4	9	1.3
Langston Long	LB	2/1	4	4	8	4.0
Micah Gaffney	CB	11/0	5	2	7	1.6	2-2	.	1-11
Perris Jones	RB	10/7	4	2	6	0.6
Grant Misch	TE	12/5	2	1	3	0.3
Elijah Gaines	CB	10/0	1	2	3	0.3
Jason Hammond	DT	7/0	2	1	3	0.5
Matt Ganyard	K	12/0	3	.	3	0.3
Malachi Fields	WR	12/12	2	.	2	0.2
Anthony Britton	DT	4/0	2	.	2	0.5
Terrell Jones	DT	4/0	2	.	2	0.5
Kendall Cross	LB	10/0	.	1	1	0.1
Jack Witmer	OT	12/0	1	.	1	0.1
Aidan Livingston	LS	6/0	1	.	1	0.2	1	.	.
Sackett Wood Jr.	TE	9/8	1	.	1	0.1
William Simpkins III	CB	6/0	.	1	1	0.2
Eli Wood	WR	9/0	1	.	1	0.1
Davis Lane Jr.	S	6/0	.	1	1	0.2
Olasunkonmi Agunloye	DT	1/0	.	1	1	1.0	0.5-4	0.5-4	.	.	.	1-0	.	.	.
Kobe Pace	RB	12/5	1	.	1
Mike Hollins	RB	11/0	.	1	1	0.1
Daniel Sparks	P	12/0	1	.	1	0.1
Luke Byrne	LS	12/0	.	1	1	0.1
Jack Griese	RB	10/0	.	1	1	0.1
Totals		12	438	352	790		57-140	11-64	8-80	45	30	6-0	8	0	0
Opponents		12	449	440	889		96-396	43-269	14-76	40	40	6-57	8	2	0

2023 INDIVIDUAL SINGLE-GAME DEFENSIVE SUPERLATIVES

- Most Total Tackles:** 12, Kam Robinson vs. William & Mary; Jonas Sanker at Boston College
- Most Unassisted Tackles:** 8, Jonas Sanker at Syracuse
- Most Assisted Tackles:** 10, Nick Jackson vs. Richmond & vs. Miami (FL)
- Most Tackles for Loss (inc. sacks):** 3.0, Malcolm Greene vs. Virginia Tech
- Most Sacks:** 1.0, Michael Diatta vs. Duke; Kam Robinson at Louisville, vs. NC State, at Maryland & vs. James Madison ; Paul Akere at Louisville; Ben Smiley III vs Georgia Tech & at North Carolina; Jahmeer Carter at North Carolina; James Jackson vs NC State
- Most Fumbles Recovered:** 1, Olasunkonmi Agunloye vs. Tennessee; Jonas Sanker at Boston College & vs. Virginia Tech ; Dave Herard at Boston College; Tayvonn Kyle vs. William and Mary; Caleb Hardy vs. Duke
- Most Fumbles Caused:** 1, Aidan Livingston vs. Tennessee; Jonas Sanker at Maryland & at Boston College & vs. Duke; Coen King at Boston College & vs. William and Mary; Sam Westfall at Boston College; Dave Herard vs. Virginia Tech
- Most Passes Broken Up:** 2, Jonas Sanker vs. Tennessee & at Miami (FL) & vs. Duke; Coen King at North Carolina; Dre Walker vs. Duke; James Jackson vs. Virginia Tech
- Most Interceptions:** 1, Micah Gaffney vs. NC State; Josh Ahern at Boston College; Dre Walker at Boston College; James Jackson at North Carolina; Kam Robinson at Miami (FL) & at Louisville; Sam Westfall at Miami (FL); Caleb Hardy vs. Duke

VIRGINIA

2024 UVA FOOTBALL VIRGINIA GAME-BY-GAME

DATE	OPPONENT	RUSHING				RECEIVING				PASSING			KICK RET			PUNT RET			TOT OFF					
		NO	YDS	TD	LG	NO	YDS	TD	LG	CMP	ATT	INT	YDS	TD	LG	NO	YDS	TD		LG	NO	YDS	TD	LG
09/02/2023	vs Tennessee	40	95	1	22	11	106	0	30	11	24	0	106	0	30	1	21	0	21	0	0	0	201	
09/09/2023	James Madison	35	18	3	9	20	377	2	75	20	26	1	377	2	75	1	18	0	18	2	1	0	1	395
09/15/2023	at Maryland	30	91	1	13	23	263	1	49	23	39	3	263	1	49	1	16	0	16	0	0	0	0	354
09/22/2023	NC State	41	113	0	16	18	271	2	59	18	30	2	271	2	59	1	23	0	23	3	10	0	6	384
09/30/2023	at Boston College	29	59	0	13	22	247	3	39	22	34	1	247	3	39	3	60	0	30	0	0	0	0	306
10/07/2023	William & Mary	45	221	1	43	17	232	2	42	17	26	1	232	2	42	2	13	0	13	3	10	0	8	453
10/21/2023	at North Carolina	54	228	3	20	20	208	1	30	20	30	1	208	1	30	3	63	0	25	1	7	0	7	436
10/28/2023	at Miami (FL)	45	138	2	20	24	239	0	64	24	38	1	239	0	64	0	0	0	0	1	1	0	1	377
11/04/2023	Georgia Tech	29	119	0	15	23	232	2	28	23	40	2	232	2	28	4	97	0	40	2	12	0	6	351
11/09/2023	at Louisville	36	120	1	22	20	314	1	48	20	32	1	314	1	49	1	19	0	19	0	0	0	0	434
11/18/2023	Duke	41	170	0	30	21	278	3	3	42	30	0	278	3	34	0	0	0	0	3	20	0	10	448
11/25/2023	Virginia Tech	29	43	0	11	29	243	2	38	29	47	1	243	2	38	2	59	0	32	1	0	0	0	286
VIRGINIA		454	1415	12	43	248	3010	19	75	248	396	14	3010	19	75	19	389	0	40	16	61	0	10	4425
Opponents		434	2214	27	73	232	2697	19	84	232	378	8	2697	19	84	31	706	2	98	19	224	2	55	4911

Games: 12 · Avg/rush: 3.1 · Avg/catch: 12.1 · Pass effic: 135.2 · KR avg: 20.5 · PR avg: 3.8 · All purpose avg/game: 412.9 · Total offense avg/gm: 368.8

DATE	OPPONENT	TACKLES			TFL-YDS	SACKS	FUMBLE	FR-YDS	PASS DEFENSE	QBH	BRK	KICK	BLKD	KICKS-XPTS			OFF-SAFPTS		
		SOLO	AST	TOTAL										ATT	MAD	RUN		RCV	SAPTS
09/02/2023	vs Tennessee	53	26	79	1.0-7	1-7	1	1-0	0-0	0	5	0	0	1-1	0	0	0	0	13
09/09/2023	James Madison	28	40	68	6.0-12	1-1	0	0-0	0-0	2	7	0	0	5-5	0	0	0	0	35
09/15/2023	at Maryland	38	18	56	5.0-20	1-16	1	0-0	0-0	0	2	0	0	2-2	0	0	0	0	14
09/22/2023	NC State	38	20	58	5.0-21	2-15	0	0-0	1-11	5	4	0	0	1-1	0	1	0	0	21
09/30/2023	at Boston College	47	22	69	6.0-10	0-0	3	2-0	2-21	3	1	0	0	3-3	0	0	0	0	24
10/07/2023	William & Mary	33	38	71	6.0-9	0-0	1	1-0	0-0	3	1	0	0	3-3	0	0	0	0	27
10/21/2023	at North Carolina	38	18	56	3.0-10	2-9	0	0-0	1-0	6	4	0	0	4-4	0	0	0	0	31
10/28/2023	at Miami (FL)	29	34	63	3.0-3	0-0	0	0-0	2-14	0	6	0	0	2-2	0	0	0	0	26
11/04/2023	Georgia Tech	42	38	80	8.0-12	1-1	0	0-0	0-0	1	1	0	0	2-2	0	0	0	0	17
11/09/2023	at Louisville	34	28	62	5.0-17	2-9	0	0-0	1-28	1	1	0	0	3-3	0	0	0	0	24
11/18/2023	Duke	29	44	73	3.0-9	1-6	1	1-0	1-6	5	9	0	0	3-3	0	0	0	0	30
11/25/2023	Virginia Tech	29	26	55	6.0-10	0-0	1	1-0	0-0	4	4	0	0	2-2	0	0	0	0	17
VIRGINIA		438	352	790	57.0-140	11-64	8	6-0	8-80	30	45	0	31-31	0	1	0	279		
OPPONENTS		449	440	889	96.0-396	43-269	8	6-57	14-76	40	40	2	48-48	0	0	0	405		

DATE	OPPONENT	PUNTING								FIELD GOALS			KICKOFFS					
		NO	YDS	AVG	LONG	BLKD	TB	FC	50+ I20	ATT	MADE	LG	BLKD	NO	YDS	AVG	TB	OB
09/02/2023	vs Tennessee	9	398	44.2	62	0	0	4	4	3	2-3	40	0	4	256	64.0	3	0
09/09/2023	James Madison	7	281	40.1	69	1	2	0	2	0	0-0	0	0	6	374	62.3	3	0
09/15/2023	at Maryland	4	146	36.5	40	0	0	3	0	2	0-0	0	0	3	184	61.3	0	0
09/22/2023	NC State	5	203	40.6	52	0	0	4	1	1	2-2	36	0	5	262	52.4	0	0
09/30/2023	at Boston College	7	337	48.1	70	0	3	0	2	0	1-1	44	0	4	244	61.0	1	0
10/07/2023	William & Mary	2	37	18.5	32	0	0	0	0	0	2-2	45	0	6	381	63.5	4	0
10/21/2023	at North Carolina	5	251	50.2	61	0	1	0	2	2	1-1	45	0	6	379	63.2	2	0
10/28/2023	at Miami (FL)	5	220	44.0	57	0	1	2	2	0	4-4	35	0	6	329	54.8	0	0
11/04/2023	Georgia Tech	4	185	46.3	62	0	0	2	1	0	1-2	39	0	2	124	62.0	1	0
11/09/2023	at Louisville	5	152	30.4	44	1	0	0	0	0	1-2	38	0	5	324	64.8	3	0
11/18/2023	Duke	5	218	43.6	57	0	0	1	1	0	3-3	46	0	7	427	61.0	1	1
11/25/2023	Virginia Tech	8	318	39.8	51	0	0	2	1	2	1-1	25	0	4	197	49.3	2	1
VIRGINIA		66	2746	41.6	70	2	7	18	16	10	18-21	46	0	58	3481	60.0	20	2
OPPONENTS		56	2364	42.2	67	0	3	19	8	12	17-20	50	0	75	4572	61.0	43	2



OPPONENT GAME-BY-GAME

DATE	OPPONENT	RUSHING				RECEIVING				PASSING				KICK RET				PUNT RET				TOT OFF		
		NO	YDS	TD	LG	NO	YDS	TD	LG	CMP	ATT	INT	YDS	TD	LG	NO	YDS	TD	LG	NO	YDS		TD	LG
09/02/2023	vs Tennessee	52	287	5	21	23	212	2	41	23	33	0	212	2	41	1	34	0	34	3	105	0	55	499
09/09/2023	James Madison	34	167	2	27	21	228	2	40	21	32	0	228	2	40	2	28	0	14	2	18	1	10	395
09/15/2023	at Maryland	31	119	4	35	19	342	1	64	19	30	0	342	1	64	3	129	1	98	0	0	0	0	461
09/22/2023	NC State	36	139	1	16	15	180	2	48	15	31	1	180	2	48	4	58	0	35	1	5	0	5	319
09/30/2023	at Boston College	47	203	1	33	16	183	2	34	16	26	2	183	2	34	3	40	0	25	3	50	0	25	386
10/07/2023	William & Mary	39	147	1	19	14	72	0	14	14	19	0	72	0	14	2	34	0	19	0	0	0	0	219
10/21/2023	at North Carolina	29	143	1	18	24	347	2	62	24	48	1	347	2	62	1	15	0	15	1	6	0	6	490
10/28/2023	at Miami (FL)	26	113	2	26	20	163	0	25	20	30	2	163	0	25	6	112	0	31	0	0	0	0	276
11/04/2023	Georgia Tech	44	305	5	43	24	209	1	58	24	33	0	209	1	58	1	22	0	22	1	23	0	23	514
11/09/2023	at Louisville	31	180	1	73	19	243	2	52	19	28	1	243	2	52	2	37	0	23	3	12	1	8	423
11/18/2023	Duke	28	159	1	58	26	270	2	34	26	45	1	270	2	34	5	103	0	25	2	6	0	5	429
11/25/2023	Virginia Tech	37	252	3	46	11	248	3	84	11	23	0	248	3	84	1	94	1	94	3	-1	0	0	500
Opponents		434	2214	27	73	232	2697	19	84	232	378	8	2697	19	84	31	706	2	98	19	224	2	55	4911
VIRGINIA		454	1415	12	43	248	3010	19	75	248	396	14	3010	19	75	19	389	0	40	16	61	0	10	4425

Games: 12 Avg/rush: 5.1 Avg/catch: 11.6 Pass eff: 133.7 KR avg: 22.8 PR avg: 11.8 All purpose avg/game: 493.1 Total offense avg/gm: 409.3

DATE	OPPONENT	TACKLES				SACKS		FUMBLE		PASS DEFENSE			BLKD		KICKS-XPTS			OFF		
		SOLO	AST	TOTAL	TFL-YDS	NO	YDS	FF	FR-YDS	INT-YDS	QBH	BRK	KICK	ATT-MAD	RUN	RCV	SAF	PTS		
09/02/2023	vs Tennessee	32	28	60	11.0-44	4	22	0	0-0	0-0	2	5	0	7-7	0	0	0	49		
09/09/2023	James Madison	27	52	79	10.0-50	4	31	1	0-0	1-0	3	1	1	3-3	0	0	0	36		
09/15/2023	at Maryland	35	22	57	5.0-28	2	20	1	1-0	3-0	0	0	0	6-6	0	0	0	42		
09/22/2023	NC State	38	36	74	7.0-20	2	13	0	0-0	2-9	5	3	0	3-3	0	0	0	24		
09/30/2023	at Boston College	33	32	65	8.0-37	6	35	0	0-0	1-5	7	2	0	3-3	0	0	0	27		
10/07/2023	William & Mary	44	34	78	6.0-45	4	40	1	1-57	1-0	2	2	0	1-1	0	0	0	13		
10/21/2023	at North Carolina	56	32	88	5.0-12	2	9	2	1-0	1-0	5	2	0	3-3	0	0	0	27		
10/28/2023	at Miami (FL)	41	48	89	10.0-37	6	30	0	0-0	1-29	3	2	0	2-2	0	0	0	29		
11/04/2023	Georgia Tech	37	36	73	6.0-21	2	11	1	1-0	2-11	1	10	0	6-6	0	0	0	45		
11/09/2023	at Louisville	32	40	72	9.0-35	4	20	2	1-0	1-0	3	5	1	4-4	0	0	0	31		
11/18/2023	Duke	38	40	78	9.0-22	1	7	0	0-0	0-0	1	3	0	3-3	0	0	0	27		
11/25/2023	Virginia Tech	36	40	76	10.0-45	6	31	0	1-0	1-32	8	5	0	7-7	0	0	0	55		
Opponents		449	440	889	96.0-396	43	269	8	6-57	14	76	40	40	2	48	48	0	0	0	405
Virginia		438	352	790	57.0-140	11	64	8	6-0	8	80	30	45	0	31	31	0	1	0	279

DATE	OPPONENT	PUNTING								FIELD GOALS			KICKOFFS						
		NO	YDS	AVG	LONG	BLKD	TB	FC	50+	I20	ATT-MADE	LG	BLKD	NO	YDS	AVG	TB	OB	
09/02/2023	vs Tennessee	5	179	35.8	50	0	1	2	1	0	0-0	0	0	8	489	61.1	4	2	
09/09/2023	James Madison	6	248	41.3	45	0	1	3	0	1	1-1	38	0	7	436	62.3	4	0	
09/15/2023	at Maryland	4	159	39.8	42	0	0	4	0	3	0-1	0	0	7	454	64.9	6	0	
09/22/2023	NC State	8	400	50.0	67	0	0	2	3	2	1-1	33	0	4	259	64.8	3	0	
09/30/2023	at Boston College	3	126	42.0	50	0	0	1	1	1	2-2	42	0	6	357	59.5	0	0	
10/07/2023	William & Mary	3	128	42.7	49	0	0	0	0	0	2-2	48	0	4	167	41.8	0	0	
10/21/2023	at North Carolina	6	202	33.7	39	0	0	1	0	0	2-2	43	0	5	276	55.2	0	0	
10/28/2023	at Miami (FL)	4	179	44.8	50	0	0	1	1	0	3-3	50	0	6	390	65.0	6	0	
11/04/2023	Georgia Tech	5	221	44.2	58	0	1	1	1	3	1-1	41	0	8	482	60.3	4	0	
11/09/2023	at Louisville	4	174	43.5	49	0	0	2	0	2	1-2	35	0	6	387	64.5	5	0	
11/18/2023	Duke	4	177	44.3	47	0	0	1	0	0	2-3	34	0	4	237	59.3	3	0	
11/25/2023	Virginia Tech	4	171	42.8	54	0	0	1	1	0	2-2	47	0	10	638	63.8	8	0	
Opponents		56	2364	42.2	67	0	3	19	8	12	17	20	50	0	75	4572	61.0	43	2
Virginia		66	2746	41.6	70	2	7	18	16	10	18	21	46	0	58	3481	60.0	20	2

VIRGINIA GAME SUPERLATIVES

INDIVIDUAL GAME HIGHS

RUSHES	21	Kobe Pace vs Duke (11/18/2023)
YARDS RUSHING	134	Perris Jones vs William & Mary (10/07/2023)
TD RUSHES	3	Mike Hollins at North Carolina (10/21/2023)
LONG RUSH	43	Perris Jones vs William & Mary (10/07/2023)
PASS ATTEMPTS	46	Anthony Colandrea vs Virginia Tech (11/25/2023)
PASS COMPLETIONS	29	Anthony Colandrea vs Virginia Tech (11/25/2023)
YARDS PASSING	377	Anthony Colandrea vs James Madison (09/09/2023)
TD PASSES	3	Anthony Colandrea vs Duke (11/18/2023)
	3	Tony Muskett at Boston College (09/30/2023)
LONG PASS	75	Anthony Colandrea vs James Madison (09/09/2023)
RECEPTIONS	14	Malik Washington vs Virginia Tech (11/25/2023)
YARDS RECEIVING	170	Malik Washington vs NC State (09/22/2023)
TD RECEPTIONS	2	Malachi Fields vs Virginia Tech (11/25/2023)
	2	Malik Washington vs Duke (11/18/2023)
	2	Malik Washington vs Duke (11/18/2023)
LONG RECEPTION	75	Kobe Pace vs James Madison (09/09/2023)
FIELD GOALS	4	Will Bettridge vs Miami (FL) (10/28/2023)
LONG FIELD GOAL	46	Will Bettridge vs Duke (11/18/2023)
PUNTS	9	Daniel Sparks vs Tennessee (N) (09/02/2023)
PUNTING AVG	50.2	Daniel Sparks at North Carolina (10/21/2023)
LONG PUNT	70	Daniel Sparks at Boston College (09/30/2023)
PUNTS INSIDE 20	3	Daniel Sparks vs Tennessee (N) (09/02/2023)
LONG PUNT RETURN	10	Suderian Harrison vs Duke (11/18/2023)
LONG KICKOFF RETURN	40	Malik Washington vs Georgia Tech (11/04/2023)
TACKLES	12	Kam Robinson vs William & Mary (10/07/2023)
	12	Jonas Sanker at Boston College (09/30/2023)
	12	Jonas Sanker vs James Madison (09/09/2023)
SACKS	1	Michael Diatta vs Duke (11/18/2023)
	1	Kam Robinson at Louisville (11/09/2023)
	1	Paul Akere at Louisville (11/09/2023)
	1	Ben Smiley III vs Georgia Tech (11/04/2023)
	1	Jahmeer Carter at North Carolina (10/21/2023)
	1	Ben Smiley III at North Carolina (10/21/2023)
	1	Kameron Butler vs NC State (09/22/2023)
	1	James Jackson vs NC State (09/22/2023)
	1	Kameron Butler at Maryland (09/15/2023)
	1	Kameron Butler vs James Madison (09/09/2023)
TACKLES FOR LOSS	3	Malcolm Greene vs Virginia Tech (11/25/2023)
INTERCEPTIONS	1	Micah Gaffney vs NC State (09/22/2023)
	1	Josh Ahern at Boston College (09/30/2023)
	1	Dre Walker at Boston College (09/30/2023)
	1	James Jackson at North Carolina (10/21/2023)
	1	Kam Robinson at Miami (FL) (10/28/2023)
	1	Sam Westfall at Miami (FL) (10/28/2023)
	1	Kam Robinson at Louisville (11/09/2023)
	1	Caleb Hardy vs Duke (11/18/2023)

TEAM GAME HIGHS

RUSHES	54	at North Carolina (10/21/2023)
YARDS RUSHING	228	at North Carolina (10/21/2023)
YARDS PER RUSH	4.9	William & Mary (10/07/2023)
TD RUSHES	3	at North Carolina (10/21/2023)
	3	James Madison (09/09/2023)
PASS ATTEMPTS	47	Virginia Tech (11/25/2023)
PASS COMPLETIONS	29	Virginia Tech (11/25/2023)
YARDS PASSING	377	James Madison (09/09/2023)
YARDS PER PASS	14.5	James Madison (09/09/2023)
TD PASSES	3	Duke (11/18/2023)
	3	at Boston College (09/30/2023)
TOTAL PLAYS	84	at North Carolina (10/21/2023)
TOTAL OFFENSE	453	William & Mary (10/07/2023)
YARDS PER PLAY	6.5	James Madison (09/09/2023)
POINTS	35	James Madison (09/09/2023)
SACKS BY	2	at Louisville (11/09/2023)
	2	at North Carolina (10/21/2023)
	2	NC State (09/22/2023)
FIRST DOWNS	27	William & Mary (10/07/2023)
PENALTIES	13	at Louisville (11/09/2023)
PENALTY YARDS	117	Duke (11/18/2023)
TURNOVERS	4	at Maryland (09/15/2023)
INTERCEPTIONS BY	2	at Boston College (09/30/2023)
	2	at Miami (FL) (10/28/2023)
PUNTS	9	vs Tennessee (N) (09/02/2023)
PUNTING AVG	9	vs Tennessee (N) (09/02/2023)
LONG PUNT	70	at Boston College (09/30/2023)
PUNTS INSIDE 20	3	vs Tennessee (N) (09/02/2023)
LONG PUNT RETURN	3	vs Tennessee (N) (09/02/2023)



OPPONENT INDIVIDUAL GAME HIGHS

RUSHES	23	Patrick Garwo at Boston College (09/30/2023)
YARDS RUSHING	146	Jamal Haynes vs. Georgia Tech (11/04/2023)
TD RUSHES	3	Dylan Sampson vs. Tennessee (09/02/2023)
LONG RUSH	73	Isaac Guerendo at Louisville (11/09/2023)
PASS ATTEMPTS	48	Drake Maye at North Carolina (10/21/2023)
PASS COMPLETIONS	26	Grayson Loftis vs. Duke (11/18/2023)
YARDS PASSING	347	Drake Maye at North Carolina (10/21/2023)
TD PASSES	3	Kyron Drones vs. Virginia Tech (11/25/2023)
LONG PASS	84	Kyron Drones vs. Virginia Tech (11/25/2023)
RECEPTIONS	11	Devontez Walker at North Carolina (10/21/2023)
YARDS RECEIVING	146	Devontez Walker at North Carolina (10/21/2023)
TD RECEPTIONS	2	Kevin Concepcion vs. NC State (09/22/2023)
	2	Da'Quan Felton vs. Virginia Tech (11/25/2023)
LONG RECEPTION	84	Da'Quan Felton vs. Virginia Tech (11/25/2023)
FIELD GOALS	3	Andres Borregales at Maimi (FL) (10/28/2023)
	3	Todd Pelino vs. Duke (11/18/2023)
LONG FIELD GOALS	50	Andres Borregales at Maimi (FL) (10/28/2023)
PUNTS	8	Caden Nooncester vs. NC State (09/22/2023)
PUNTING AVG	50.0	Caden Nooncester vs. NC State (09/22/2023)
LONG PUNT	70	Loren Diloreto at Boston College (09/30/2023)
PUNTS INSIDE 20	3	Colton Spangler at Maryland (09/15/2023)
	3	David Shanahan vs. Georgia Tech (11/04/2023)
LONG PUNT RETURN	55	Dee Williams vs. Tennessee (09/02/2023)
LONG KICKOFF RETURN	98	Braeden Wisloski at Maryland (09/15/2023)
TACKLES	18	Cedric Gray at North Carolina (10/21/2023)
SACKS	2	James Pearce Jr. vs. Tennessee (09/02/2023)
	2	Tyler Baron vs. Tennessee (09/02/2023)
	2	Jamree Kromah vs. James Madison (09/09/2023)
	2	John Pius vs. William & Mary (10/07/2023)
	2	Reuben Bain Jr. at Miami (FL) (10/28/2023)
	2	Branson Deen at Miami (FL) (10/28/2023)
	2	Cole Nelson vs. Virginia Tech (11/25/2023)
TACKLES FOR LOSS	3	Jamree Kromah vs. James Madison (09/09/2023)
	3	Pheldarius Payne vs. Virginia Tech (11/25/2023)
INTERCEPTIONS	2	Tarheeb Still at Maryland (09/15/2023)

OPPONENT TEAM GAME HIGHS

RUSHES	52	vs Tennessee (N) (09/02/2023)
YARDS RUSHING	305	Georgia Tech (11/04/2023)
YARDS PER RUSH	6.9	Georgia Tech (11/04/2023)
TD RUSHES	5	Georgia Tech (11/04/2023)
	5	vs Tennessee (N) (09/02/2023)
PASS ATTEMPTS	48	at North Carolina (10/21/2023)
PASS COMPLETIONS	26	Duke (11/18/2023)
YARDS PASSING	347	at North Carolina (10/21/2023)
YARDS PER PASS	11.4	at Maryland (09/15/2023)
TD PASSES	3	Virginia Tech (11/25/2023)
TOTAL PLAYS	85	vs Tennessee (N) (09/02/2023)
TOTAL OFFENSE	514	Georgia Tech (11/04/2023)
YARDS PER PLAY	8.3	Virginia Tech (11/25/2023)
POINTS	55	Virginia Tech (11/25/2023)
SACKS BY	6	Virginia Tech (11/25/2023)
	6	at Miami (FL) (10/28/2023)
	6	at Boston College (09/30/2023)
FIRST DOWNS	29	Georgia Tech (11/04/2023)
	29	vs Tennessee (N) (09/02/2023)
PENALTIES	10	Virginia Tech (11/25/2023)
PENALTY YARDS	116	Virginia Tech (11/25/2023)
TURNOVERS	4	at Boston College (09/30/2023)
INTERCEPTIONS BY	3	at Maryland (09/15/2023)
PUNTS	8	NC State (09/22/2023)
PUNTING AVG	50.0	NC State (09/22/2023)
LONG PUNT	67	NC State (09/22/2023)
PUNTS INSIDE 20	3	Georgia Tech (11/04/2023)
	3	at Maryland (09/15/2023)
LONG PUNT RETURN	55	vs Tennessee (N) (09/02/2023)

VIRGINIA

2024 UVA FOOTBALL

PASSING GAME-BY-GAME

COLANDREA, A	ATT	COMP	INT	PCT	YARDS	TD	LONG	SACK	YDS	EFFIC
TENNESSEE	2	7	0	28.6	12	0	11	0	0	43.0
JAMES MADISON	20	26	1	76.9	377	2	75	4	31	216.4
MARYLAND	23	39	3	59.0	263	1	49	3	33	108.7
NC STATE	18	30	2	60.0	271	2	59	2	13	144.5
GEORGIA TECH	21	37	1	56.8	200	2	28	2	11	114.6
LOUISVILLE	20	31	1	64.5	314	1	49	4	20	153.8
DUKE	21	30	0	70.0	278	3	34	1	7	180.8
VIRGINIA TECH	29	46	1	63.0	243	2	38	5	30	117.4
TOTALS	154	246	9	62.6	1958	13	75	21	145	139.6

MUSKETT, T	ATT	COMP	INT	PCT	YARDS	TD	LONG	SACK	YDS	EFFIC
TENNESSEE	9	17	0	52.9	94	0	30	4	22	99.4
BOSTON COLLEGE	22	34	1	64.7	247	3	39	6	35	149.0
WILLIAM & MARY	17	26	1	65.4	232	2	42	4	40	158.0
NORTH CAROLINA	20	30	1	66.7	208	1	30	2	9	129.2
MIAMI (FL)	24	38	1	63.2	239	0	64	6	30	110.7
GEORGIA TECH	1	2	1	50.0	11	0	11	0	0	-3.8
TOTALS	93	147	5	63.3	1031	6	64	22	136	128.8

WASHINGTON, M	ATT	COMP	INT	PCT	YARDS	TD	LONG	SACK	YDS	EFFIC
LOUISVILLE	0	1	0	0.0	0	0	0	0	0	0.0
TOTALS	0	1	0	0.0	0	0	0	0	0	0.0

RAYMAN, J	ATT	COMP	INT	PCT	YARDS	TD	LONG	SACK	YDS	EFFIC
VIRGINIA TECH	0	1	0	0.0	0	0	0	1	1	0.0
TOTALS	0	1	0	0.0	0	0	0	1	1	0.0

BROSTERHOUS, G	ATT	COMP	INT	PCT	YARDS	TD	LONG	SACK	YDS	EFFIC
GEORGIA TECH	1	1	0	100.0	21	0	21	0	0	276.4
TOTALS	1	1	0	100.0	21	0	21	0	0	276.4

RUSHING GAME-BY-GAME

	NO-YDS/TD	UT	JMU	MD	NCSU	BC	W&M	UNC	UM	GT	LOU	DU	VT
PACE	125-382/1	7-39/0	6-9/1	4-14/0	12-38/0	10-28/0	20-83/0	11-30/0	10-25/0	6-26/0	10-22/0	21-54/0	8-14/0
HOLLINS	80-274/7	3-7/0	12-28/2	3-16/0	13-20/0	3-12/0	DNP	15-66/3	13-49/2	5-25/0	5-16/0	7-50/0	1-2/0
JONES	76-393/2	7-29/1	10-11/0	13-43/0	1-5/0	2-9/0	12-134/0	14-67/0	9-58/0	9-26/0	3-7/0	DNP	DNP
COLANDREA	73-225/0	2-17/0	7-30/0	11-19/0	13-43/0	DNP	DNP	DNP	DNP	7-33/0	14-89/0	9-66/0	10-12/0
MUSKETT	61-66/1	10-23/0	DNP	DNP	DNP	14-9/0	11-2/1	12-66/0	13-6/0	1-6/0	DNP	DNP	DNP
GRIESE	11-34/1	6-15/0	-	2-11/0	-	DNP	-	-	-	DNP	1-1/1	-	2-7/0
FOSTON	5-29/0	3-18/0	DNP	DNP	DNP	DNP	DNP	DNP	DNP	1-3/0	-	DNP	1-8/0
HAWTHORNE	4-16/0	DNP	DNP	DNP	DNP	DNP	DNP	DNP	DNP	DNP	DNP	DNP	DNP
BROSTERHOUS	4-7/0	DNP	DNP	DNP	DNP	DNP	1-1/0	1-2/0	-	-	-	2-4/0	DNP
RAYMAN	3-12/0	-	-	-	-	-	-	-	-	-	-	-	3-12/0
WASHINGTON	3-7/0	-	-	-	1-8/0	-	1-1/0	-	-	-	1-2/0	-	-
FIELDS	1-6/0	-	-	1-6/0	-	-	-	-	-	-	-	-	-
WILSON	1-8/0	-	-	-	-	-	-	-	-	-	1-8/0	-	-

RECEIVING GAME-BY-GAME

	NO-YDS/TD	UT	JMU	MD	NCSU	BC	W&M	UNC	UM	GT	LOU	DU	VT
WASHINGTON	110-1426/9	4-29/0	5-119/1	9-141/0	10-170/2	9-97/1	7-112/1	7-112/1	12-152/0	11-109/0	9-155/1	8-112/2	14-115/0
FIELDS	58-811/5	4-63/0	8-74/0	7-70/0	3-60/0	5-88/1	4-63/1	1-13/0	7-67/0	5-65/0	4-85/0	4-74/1	6-89/2
PACE	19-176/3	-	1-75/1	4-28/1	-	3-9/0	4-63/1	1-1/0	-	3-16/1	1-28/0	2-21/0	3-3/0
WILSON	10-98/0	-	1-32/0	-	1-5/0	-	1-10/0	-	1-6/0	2-19/0	1-6/0	1-7/0	2-13/0
HOLLINS	10-34/1	1-2/0	-	1-6/0	2-2/0	2-13/1	DNP	1-2/0	1-2/0	-	1-1/0	1-8/0	-
WOOD JR.	9-141/0	-	DNP	-	2-34/0	1-10/0	1-17/0	3-62/0	DNP	DNP	2-18/0	-	-
HARRISON	9-94/0	1-11/0	2-5/0	1-15/0	-	-	1-7/0	-	DNP	1-14/0	-	3-42/0	-
JONES	6-107/0	-	2-68/0	-	-	-	-	1-10/0	1-6/0	-	2-23/0	DNP	DNP
GIBSON	5-54/0	0	0	1-3/0	-	2-30/0	1-16/0	-	1-5/0	DNP	DNP	DNP	DNP
GRIESE	3-25/0	-	-	-	-	DNP	-	-	-	DNP	-	-	3-25/0
MISCH	3-13/0	-	1-4/0	-	-	-	1-4/0	-	-	-	-	1-5/0	-
DAVIES	2-13/0	-	-	-	-	DNP	DNP	DNP	-	-	-	1-9/0	1-4/0
RAWLINGS	2-10/1	-	-	-	-	-	-	-	1-1/0	1-9/1	-	-	-
TWITTY	1-7/0	DNP	-	-	-	-	-	1-7/0	-	DNP	DNP	DNP	DNP
FOSTON	1-1/0	DNP	DNP	DNP	DNP	DNP	DNP	DNP	DNP	-	-	DNP	-



PUNT RETURNS

	NO-YDS	UT	JMU	MD	NCSU	BC	W&M	UNC	UM	GT	LOU	DU	VT
HARRISON	8-37	-	-	-	-	-	3-10	1-7	DNP	-	-	3-20	1-0
DAVIES	7-24	-	-	2-1	-	2-10	DNP	DNP	DNP	1-1	2-12	-	-
GAFFNEY	1-0	-	-	-	1-0	-	-	-	-	-	-	DNP	-

KICK RETURNS

	NO-YDS	UT	JMU	MD	NCSU	BC	W&M	UNC	UM	GT	LOU	DU	VT
WASHINGTON	14-273	-	1-18	1-16	1-23	3-60	2-13	3-63	-	2-61	1-19	-	-
DAVIES	2-59	-	-	-	-	DNP	DNP	DNP	-	-	-	-	2-59
JONES	1-21	-	-	-	-	-	-	-	-	1-21	-	DNP	DNP
STARLING	1-21	1-21	-	DNP	DNP	DNP	DNP	DNP	DNP	DNP	DNP	DNP	DNP
MISCH	1-15	-	-	-	-	-	-	-	-	1-15	-	-	-

INTERCEPTION RETURNS

	NO-YDS	UT	JMU	MD	NCSU	BC	W&M	UNC	UM	GT	LOU	DU	VT
ROBINSON	2-42	-	-	-	-	-	-	-	1-14	-	1-28	-	-
AHERN	1-17	-	DNP	-	-	1-17	-	DNP	-	-	-	-	-
GAFFNEY	1-11	-	-	-	1-11	-	-	-	-	-	-	DNP	-
HARDY	1-6	DNP	DNP	-	DNP	-	-	-	-	-	-	1-6	-
WALKER	1-4	-	-	-	-	1-4	DNP	DNP	DNP	-	-	-	-
J. JACKSON	1-0	-	-	-	-	-	-	1-0	-	-	-	-	-
WESTFALL	1-0	-	-	-	DNP	-	-	-	1-0	-	-	-	-

DEFENSE GAME-BY-GAME

TOTAL TACKLES

	UA-A	TOT	UT	JMU	MD	NCSU	BC	W&M	UNC	UM	GT	LOU	DU	VT
JONAS SANKER	73-34	107	4-3	8-4	7-2	4-1	10-2	5-3	5-2	7-2	5-5	6-5	4-3	8-2
JAMES JACKSON	34-46	80	3-2	2-4	4-3	2-5	4-5	4-5	3-3	3-5	2-2	1-6	3-5	3-1
KAM ROBINSON	46-25	71	1-1	1-0	1-1	8-3	2-0	5-7	5-3	7-2	2-1	4-0	7-4	3-3
COEN KING	47-13	60	3-1	3-3	6-1	1-0	4-2	4-3	8-0	3-3	8-0	7-0	DNP	DNP
TAYVONN KYLE	25-29	54	2-1	3-6	1-0	3-0	2-0	2-1	2-4	0-5	3-3	2-1	3-6	2-2
DAVE HERARD	25-15	40	3-0	1-5	3-1	4-1	2-0	2-3	3-0	DNP	2-2	-	-	5-3
JAHMEER CARTER	13-22	35	0-3	0-2	0-1	1-1	4-1	1-4	4-1	0-3	2-4	-	0-1	1-1
CHICO BENNETT, JR.	15-19	34	DNP	0-4	0-1	1-1	4-1	2-1	1-0	0-1	3-3	3-5	0-2	1-0
JOSH AHERN	18-14	32	2-1	DNP	3-3	-	2-3	1-0	DNP	3-1	1-2	2-0	3-0	1-4
AARON FAUMUI	13-19	32	-	1-1	3-2	2-1	1-2	1-3	1-1	0-1	3-2	0-1	1-3	0-2
KAM BUTLER	16-7	23	8-1	2-4	3-1	3-1	DNP	DNP	DNP	DNP	DNP	DNP	DNP	DNP
SAM WESTFALL	12-9	21	1-2	2-0	-	DNP	2-0	3-0	1-0	-	1-1	1-1	0-3	1-2
STEVIE BRACEY	10-10	20	7-3	1-5	-	DNP	1-0	0-1	-	0-1	1-0	-	-	-
MEKHI BUCHANAN	10-10	20	1-0	-	-	3-1	-	2-0	0-3	1-0	0-2	1-3	1-0	1-1
MICHAEL DIATTA	6-12	18	2-2	1-0	-	1-1	0-1	0-1	1-2	-	0-1	0-1	1-2	0-1
MALCOLM GREENE	11-4	15	1-0	-	3-0	1-1	1-0	DNP	1-0	DNP	1-0	-	0-3	3-0
BEN SMILEY III	6-9	15	3-0	0-2	DNP	DNP	DNP	0-2	1-1	-	1-1	1-2	-	0-1
PAUL AKERE	4-11	15	0-1	-	-	DNP	DNP	DNP	0-1	1-2	2-0	1-1	0-2	0-4
CALEB HARDY	3-11	14	DNP	DNP	-	DNP	-	-	-	2-4	1-2	0-3	0-2	-
TREY McDONALD	5-7	12	-	1-0	-	0-1	-	1-0	-	-	2-5	1-0	0-1	-
DRE WALKER	8-3	11	-	-	-	1-0	1-0	DNP	DNP	DNP	-	2-1	4-2	-
BRYCE CARTER	5-4	9	1-0	DNP	-	1-1	1-3	1-0	DNP	DNP	1-0	-	DNP	DNP
LANGSTON LONG	4-4	8	4-4	DNP	-	DNP	DNP	DNP	DNP	DNP	DNP	DNP	DNP	DNP
MICAH GAFFNEY	5-2	7	-	1-0	-	2-1	1-0	-	-	1-0	0-1	-	DNP	-
PERRIS JONES	4-2	6	-	-	-	-	1-1	1-1	-	1-0	-	1-0	DNP	DNP
MATT GANYARD	3-0	3	-	-	-	1-0	-	-	-	1-0	-	-	1-0	-
GRANT MISCH	2-1	3	-	-	-	-	1-1	-	1-0	-	-	-	-	-
JASON HAMMOND	2-1	3	1-0	DNP	-	DNP	DNP	DNP	DNP	0-1	-	1-0	-	-
ELIJAH GAINES	1-2	3	-	-	-	-	-	-	DNP	DNP	-	0-1	1-1	-
MALACHI FIELDS	2-0	2	-	-	1-0	-	1-0	-	-	-	-	-	-	-
TERRELL JONES	2-0	2	2-0	DNP	DNP	-	DNP	DNP	DNP	DNP	-	-	DNP	DNP
ANTHONY BRITTON	2-0	2	2-0	-	DNP	DNP	DNP	DNP	DNP	DNP	DNP	DNP	-	-
KOBE PACE	1-0	1	-	-	-	-	-	-	-	-	-	-	-	1-0
DANIEL SPARKS	1-0	1	1-0	-	-	-	-	-	-	-	-	-	-	-
SACKETT WOOD JR.	1-0	1	-	DNP	-	1-0	-	-	-	DNP	DNP	-	-	-
AIDAN LIVINGSTON	1-0	1	1-0	DNP	DNP	DNP	DNP	-	-	-	-	DNP	DNP	-
JACK WITMER	1-0	1	-	1-0	-	-	-	-	-	-	-	-	-	-
ELI WOOD	1-0	1	-	-	-	1-0	-	-	-	-	-	DNP	DNP	DNP
MIKE HOLLINS	0-1	1	-	-	-	-	-	DNP	-	-	-	-	0-1	-
WILLIAM SIMPKINS III	0-1	1	DNP	DNP	DNP	DNP	DNP	-	-	DNP	-	-	0-1	-
OLASUNKONMI AGUNLOYE	0-1	1	0-1	DNP	DNP	DNP	DNP	DNP	DNP	DNP	DNP	DNP	DNP	DNP
DAVIS LANE JR.	0-1	1	-	-	DNP	DNP	DNP	DNP	-	0-1	-	-	DNP	DNP
LUKE BYRNE	0-1	1	-	-	-	-	-	-	-	-	-	-	0-1	-
JACK GRIESE	0-1	1	-	-	0-1	-	DNP	-	-	-	DNP	-	-	-
KENDALL CROSS	0-1	1	DNP	DNP	-	0-1	-	-	-	-	-	-	-	-

TACKLES FOR LOSS

	UA-A	TOT	UT	JMU	MD	NCSU	BC	W&M	UNC	UM	GT	LOU	DU	VT
AARON FAUMUI	5-3	6.5	-	-	1.0-1	-	1.5-3	1.5-2	-	-	2.5-5	-	-	-
KAMERON BUTLER	4-2	5.0	0.5-3	1.5-1	2.0-17	1.0-4	DNP	DNP	DNP	DNP	DNP	DNP	DNP	DNP
KAM ROBINSON	3-3	4.5	-	-	-	0.5-1	1.0-1	0.5-2	0.5-0	-	-	1.0-3	1.0-2	-
CHICO BENNETT, JR.	3-3	4.5	DNP	0.5-1	-	0.5-0	-	1.0-1	-	-	1.5-2	1.0-4	-	-
MALCOLM GREENE	4-0	4.0	-	-	-	1.0-4	-	DNP	-	DNP	-	-	-	3.0-4
JONAS SANKER	3-2	4.0	-	0.5-0	-	-	1.0-1	-	0.5-1	-	-	1.0-3	-	-
JOSH AHERN	3-2	4.0	-	DNP	1.0-1	-	1.5-4	-	DNP	1.0-1	-	-	-	0.5-0
JAMES JACKSON	2-4	4.0	-	1.0-4	-	1.0-11	-	-	-	0.5-1	-	0.5-1	1.0-1	-
BEN SMILEY III	2-3	3.5	-	-	DNP	DNP	DNP	1.0-2	1.0-2	-	1.0-1	0.5-0	-	-
PAUL AKERE	3-0	3.0	-	-	-	DNP	DNP	DNP	-	1.0-1	1.0-2	1.0-6	-	-
COEN KING	2-1	2.5	-	0.5-1	-	-	-	1.0-1	-	-	1.0-1	-	DNP	DNP
MICAH GAFFNEY	2-0	2.0	-	-	-	1.0-1	1.0-1	-	-	-	-	-	DNP	-
DAVE HERARD	1-2	2.0	-	0.5-1	-	-	-	-	-	DNP	-	-	-	1.5-5
JAHMEER CARTER	1-2	2.0	-	-	-	-	-	0.5-0	1.0-7	-	0.5-0	-	-	-
TAYVONN KYLE	0-4	2.0	-	1.0-3	-	-	-	0.5-1	-	0.5-0	-	-	-	-
MEKHI BUCHANAN	1-1	1.5	-	-	1.0-1	-	-	-	-	-	0.5-1	-	-	-
MICHAEL DIATTA	1-0	1.0	-	-	-	-	-	-	-	-	-	-	1.0-6	-
STEVIE BRACEY	0-1	0.5	-	0.5-1	-	DNP	-	-	-	-	-	-	-	-
OLASUNKONMI AGUNLOYE	0-1	0.5	0.5-4	DNP	DNP	DNP	DNP	DNP	DNP	NP	DNP	DNP	DNP	DNP

SACKS

	UA-A	TOT	UT	JMU	MD	NCSU	BC	W&M	UNC	UM	GT	LOU	DU	VT
KAMERON BUTLER	3-1	3.5	0.5-3	1-1	1-16	1-4	DNP	DNP	DNP	DNP	DNP	DNP	DNP	DNP
BEN SMILEY III	2-0	2	-	-	DNP	DNP	DNP	-	1-2	-	1-1	-	-	-
PAUL AKERE	1-0	1	-	-	-	DNP	DNP	DNP	-	-	-	1-6	-	-
KAM ROBINSON	1-0	1	-	-	-	-	-	-	-	-	-	1-3	-	-
JAMES JACKSON	1-0	1	-	-	-	1-11	-	-	-	-	-	-	-	-
MICHAEL DIATTA	1-0	1	-	-	-	-	-	-	-	-	-	-	1-6	-
JAHMEER CARTER	1-0	1	-	-	-	-	-	-	1-7	-	-	-	-	-
OLASUNKONMI AGUNLOYE	0-1	0.5	0.5-4	DNP	DNP	DNP	DNP	DNP	DNP	DNP	DNP	DNP	DNP	DNP



GAME 1 • Tennessee 49, UVA 13
Sept. 2 • Nashville, Tenn.

Game Notes

- UVA drops to 85-40-9 in season openers and lost for the first time in a season opener since 2016, snapping a six-game win streak.
• The neutral site season opener was only the fourth (1890, 1960, 1989, 2023) in the 134 seasons of Virginia football. UVA is 1-3 in neutral site openers.
• Saturday marked the fifth meeting between Tennessee and Virginia and the first since the 1991 Sugar Bowl. The Volunteers are 4-1 all-time against the Cavaliers.
• Tennessee was UVA's first regular season SEC opponent since 2003 (South Carolina).
• Announced attendance at Nissan Stadium was 69,507, the largest crowd in the facility's history. It's the largest regular season crowd UVA has played in front of since 2019 at Notre Dame (77,622).
• Malachi Fields caught four passes for a career-high 63 yards receiving. His 30-yard reception in the second quarter from quarterback Tony Muskett led to Virginia's first field goal.
• Perris Jones scored UVA's first touchdown of the season, a 17-yard run with 7:23 left in the third quarter. It was Jones' third career touchdown and his longest touchdown run of his career. Jones has recorded a rushing touchdown in each of the last two season openers.
• Punter Daniel Sparks, a preseason All-ACC selection, punted a career-high nine times and accumulated 398 yards. His 62-yard punt in the second quarter was the second-longest of his UVA career. He has four 60-yard punts in his last two games played for the Cavaliers (three 60-yard punts in 2022 season-finale vs. Pitt). He also matched a career-high with three punts downed inside the 20-yard line.
• Linebacker Stevie Bracey led the Cavalier defense with a career-high 10 tackles, including seven solo efforts.
• All eight of Kam Butler's tackles were of the solo variety, the most tackles in a game he's made in 11 games at UVA. His career-high is 11 while at Miami (Ohio) against Army in 2021.
• Butler and Olanunonmi Agunloyewas combined for UVA's lone sack on the afternoon. Agunloye also recovered a fumble on a Tennessee punt return, the first recovery of his career.
• Kicker Will Bettridge was 2-for-3 in field goal attempts converting from 30 and 40 yards. He improves to 4-5 from 40 or more yards in his career.
• 19 Cavaliers made their collegiate debuts in the contest: DT Anthony Britton, DE Mekhi Buchanan, LS Luke Byrne, QB Anthony Colandrea, OG Noah DeMeritt, RB Amaad Foston, K Matt Ganyard, WR Jaden Gibson, RB Jack Griese, WR Suderian Harrison, DT Jason Hammond, OL Noah Hartsoe, S Davis Lane, OT Charlie Patterson, LB Kam Robinson, DB Aidan Ryan, OL Blake Steen, CB Dre Walker, WR Eli Wood.

Score by Quarters:

Table with 5 columns (Quarter) and 2 rows (Tennessee, Virginia) showing scores: Tennessee 0, 3, 7, 3, 13; Virginia 7, 14, 14, 14, 49.

Scoring Summary:

- 1st 12:05 TENN - #6 D.Sampson 9 yd pass from #7 J.Milton III (#19 C.Campbell kick), 8-62, 02:47 0-7
2nd 04:41 TENN - #6 D.Sampson 3 yd rush (#19 C.Campbell kick), 13-90, 04:52 0-14
2nd 01:42 UVA - #41 W.Bettridge 30 yd FG, 6-52, 02:59 3-14
2nd 00:06 TENN - #7 J.Milton III 1 yd rush (#19 C.Campbell kick), 9-75, 01:36 3-21
3rd 10:52 TENN - #7 J.Milton III 1 yd rush (#19 C.Campbell kick), 10-77, 03:10 3-28
3rd 07:23 TENN - #6 D.Sampson 2 yd rush (#19 C.Campbell kick), 6-30, 02:28 3-35
3rd 03:05 UVA - #2 B.Jones 17 yd rush (#41 W.Bettridge kick), 8-75, 04:18 10-35
4th 13:36 TENN - #87 J.Warren 11 yd pass from #7 J.Milton III (#19 C.Campbell kick), 6-27, 02:03 10-42 4th
11:06 TENN - #6 D.Sampson 3 yd rush (#19 C.Campbell kick), 7-40, 01:40 10-49
4th 00:39 UVA - #41 W.Bettridge 40 yd FG, 10-47, 03:57

Attendance— 69,507

Table comparing UVA and Tennessee statistics: First Downs (29 vs 12), Rushes-Yards (52-287 vs 40-95), Passing Yards (212 vs 106), etc.

RUSHING: TENNESSEE - Wright 12-115; Dykes 13-67; Sampson 13-52; Milton III 9-40; lamaleava 1-8; Keith 2-8; Seldon 2-4 VIRGINIA - Jones 7-39; Pace 7-39; Foston 3-18; Colandrea 2-17; Griese 6-15; Hollins 3-1; Muskett 10-11
PASSING: TENNESSEE - Milton III 21-30-0, 201; lamaleava 2-3-0, 11 VIRGINIA - Muskett 9-17-0, 94; Colandrea 2-7-0, 12 RECEIVING: TENNESSEE - White 6-45; Keyton 3-66; Small 3-13; McCoy 2-1; Thornton Jr. 2-12; Webb 2-11; Wright 2-8; Castles 1-16; Warren 1-11; Sampson 1-9 VIRGINIA - Fields 4-63; Washington 4-29; Harrison 1-11; Hollins 1-2Foston 1-1

GAME 2 • UVA 35, James Madison 36
Sept. 9 • Charlottesville, Va.

Game Notes

- Announced attendance at Scott Stadium was 56,508, the largest crowd for a home opener since 2015 against Notre Dame (58,200).
• UVA scored on touchdowns of 63 and 75 yards in the contest. The last time UVA had two touchdowns of 60 or more yards in a game was on Nov. 21, 2020 against Abilene Christian. Lavel Davis Jr. (90-yard TD reception) and D'Sean Perry (84-yard interception return) scored the two touchdowns vs. ACU.
• Saturday marked the 500th game at Scott Stadium. UVA is 283-205-12 all-time at the facility. The first game of at Scott Stadium was on Oct. 15, 1931.
• JMU snapped UVA's five-game win streak in home openers. UVA drops to 60-26-5 and loses its first home opener since 2016 (Richmond).
• The UVA loss is only the third at home in the month of September since the start of the 2017 season. Virginia and James Madison squared off for the first time since 1983. UVA is 2-2 all-time against the Dukes.
• The game endured a one hour, 10-minute weather delay at the 12:06 mark of the fourth quarter.
• In his first collegiate start, quarterback Anthony Colandrea was 20-for-26 with 377 yards and two touchdowns, all single-game UVA freshman records. The two touchdown passes matched the school mark held by Jameel Sewell (2006) and Scott Gardner who did it twice in 1972.
• Colandrea's 75-yard touchdown pass to Kobe Pace on the first play of the second half was the longest ever by a UVA freshman quarterback (Previous: Todd Kirtley, 73-yard TD pass vs. NC State in 1978). The 75-yard completion was the longest by the Cavaliers since Brennan Armstrong's 70-yard pass to Don-tayvion Wicks at BYU in 2021. The pass also eclipsed UVA's single-game passing record by a freshman (previous: 243 by Jameel Sewell vs. Maryland in 2006).
• Running back Mike Hollins rushed for two touchdowns in the contest, matching a career-best previously set against William & Mary in 2019. He scored on a four-yard rush with 1:02 remaining in the first half and again with 16 seconds left in the third quarter to put UVA up by two scores. It was his first touchdown since scoring against ODU (9/17) last season. He finished the game with 28 yards rushing on 12 carries. Perris Jones caught two passes for a career-high 68 yards. His 68-yard reception in the third quarter helped setup UVA's fourth touchdown of the day.
• Running back Kobe Pace scored twice in the contest, first on a 75-yard touchdown reception and again on a three-yard rush with 10:29 left in the third quarter.
• In his 42nd career game, Malik Washington recorded his first 100-yard receiving effort. He caught five passes for 119 yards, the first UVA 100-yard receiver since Keytoan Thompson vs. ODU last season.
• Punter Daniel Sparks punted six times for a total of 281 yards including two punts over 50 yards. His 69-yard punt in the fourth quarter was his seventh punt of 60 or more yards in his career. He has a 60yard punt in three consecutive games dating back to last season.
• Jonas Sanker led UVA with a career-high 12 tackles and combined for a tackle for loss.

Score by Quarters:

Table with 5 columns (Quarter) and 2 rows (JMU, Virginia) showing scores: JMU 17, 0, 7, 12, 36; Virginia 7, 7, 21, 0, 35.

Scoring Summary:

- 1st 09:59 JMU #0 P.Sproles 4 yd pass from #19 T.Hudson (#40 C.Wise kick), 9-75, 05:01
1st 07:13 JMU #19 D. Ponds 0 yd blocked punt return (#40 C.Wise kick), 02:46
1st 06:06 UVA #4 M. Washington 63 yd pass from #10 A.Colandrea (#41 W.Bettridge kick), 3-75, 01:07
1st 03:01 JMU #40 C. Wise 38 yd FG, 7-55, 03:05
2nd 01:02 UVA #7 M. Hollins 4 yd rush (#41 W.Bettridge kick), 8-66, 02:10
3rd 14:49 UVA #5 K. Pace 75 yd pass from #10 A.Colandrea (#41 W.Bettridge kick), 1-75, 00:11
3rd 10:29 UVA #5 K.Pace 3 yd rush (#41 W.Bettridge kick), 5-23, 02:13
3rd 02:07 JMU #7 T. Lawton 4 yd rush (#40 C.Wise kick), 6-45, 02:29
3rd 00:16 UVA #7 M. Hollins 9 yd rush (#41 W.Bettridge kick), 4-75, 01:51
4th 08:34 JMU #7 T. Lawton 27 yd rush (pass from #2 J.McCloud failed), 8-80, 03:32
4th 00:55 JMU #6 K. Black 10 yd pass from #2 J.McCloud (#6 K.Black pass from #2 J.McCloud failed), 8-80, 02:32

Attendance— 56,508

Table comparing JMU and UVA statistics: First Downs (18 vs 16), Rushes-Yards (34-167 vs 35-18), Passing Yards (228 vs 377), etc.

RUSHING: JAMES MADISON - Lawton 8-79; McCloud 6-32; Palmer 6-30; Black 12-25; Dollison 1-3. VIRGINIA - Hollins 12-28; P Jones 10-11; Pace 6-9; Colandrea 7-30.
PASSING: JAMES MADISON - McCloud 20-31-0, 224; Hudson 1-1-0, 4 VIRGINIA - Colandrea 20-26-1, 377
RECEIVING: JAMES MADISON - Sproles 7-40; Hudson 4-46; Brown 3-60; Black 3-18; Sarratt 2-52; Horton 2-12; Moss 1-0. VIRGINIA - Fields 8-74; Washington 5-119; Jones 2-68; Harrison 2-5; Pace 1-75; Wilson 1-32; Misch 1-4.

GAME 3 • Maryland 42, UVA 14 Sept. 15 • College Park, Md.

Game Notes

- Virginia and Maryland met for the first time since the 2013 season. The Terrapins have won threestraight-games against the Cavaliers and own a 45-32-2 advantage in the all-time series that was first played in 1919.
- UVA has dropped six-straight games dating back to last season and is 0-3 to start the year for first time since 2016.
- Virginia committed four turnovers, including its first fumble in six games dating to last season.
- The Cavaliers are 1-9 all-time against Big Ten opponents on the road.
- Malik Washington established career-highs in receptions (9) and receiving yards (141). It marked his second-straight 100-yard receiving effort and he is the first Cavalier to record back-to-back 100-yard receiving games since Keytaon Thompson in 2021 (101 vs Notre Dame & 126 vs. Pitt).
- The 141 yards receiving by Washington are the third-most ever by a UVA player in a game against Maryland - Billy McMullan - 175 yards 10/6/2001; Mikell Simpson - 152 yards 10/20/07.
- Washington has caught a pass in 28 consecutive games.
- Jonas Sanker, who came into the contest with the second-most tackles in the ACC, led UVA with nine stops, including seven solo efforts.
- Malachi Fields was one catch shy of matching his career-high set last week against JMU. He finished with seven receptions for 70 yards and currently leads the team with 12 receptions.
- For the second-straight week, Kobe Pace caught a touchdown pass. He had one touchdown reception. In his first 28 collegiate games and has two in the last two weeks.
- Peris Jones scored the game's first touchdown on a 13-yard run to put UVA up 7-0. It was his fourth career rushing touchdown and sixth overall.
- True freshman Jaden Gibson was credited with his first career reception, a three-yard catch late in the third quarter.
- Kam Butler upped his season sack total to 2.5 with a third-down sack in the third quarter. He finished with four tackles, including two behind the line of scrimmage. He has started 46-consecutive collegiate games and all 13 of his games at UVA.
- Freshman quarterback Anthony Colandrea was 23-for-39 with 263 yards passing and a touchdown in his second-straight start. He completed 10 of his first 11 passes that led to UVA's 14-0 lead in the first quarter.

Score by Quarters:

Virginia	14	0	0	0	— 14
Maryland	7	7	7	21	— 42

Scoring Summary:

1st	12:25	UVA	#2 P.Jones 13 yd rush (#41 W.Bettridge kick), 3-65, 01:20
1st	04:16	UVA	#5 K.Pace 19 yd pass from #10 A.Colandrea (#41 W.Bettridge kick), 7-63, 03:59
1st	04:03	UMD	#19 B.Wisloski 98 yd kickoff return (#91 J.Howes kick), 00:00
2nd	01:23	UMD	#24 R.Hemby 3 yd rush (#91 J.Howes kick), 14-97, 06:23
3rd	09:47	UMD	#6 J.Jones 64 yd pass from #3 T.Tagovailoa (#91 J.Howes kick), 6-85, 02:39
4th	11:10	UMD	#24 R.Hemby 3 yd rush (#91 J.Howes kick), 9-80, 03:34
4th	10:25	UMD	#7 A.Littleton II 2 yd rush (#91 J.Howes kick), 3-30, 00:37
4th	05:58	UMD	#23 C.McDonald 1 yd rush (#91 J.Howes kick), 6-56, 03:18

Attendance— 37,041

	UVA	UMD		UVA	UMD
First Downs	25	20	Punts (Number-Yards)	4-146	4-159
Rushes-Yards (Net)	30-91	31-119	Fumbles-Lost	1-1	1-0
Passing Yards (Net)	263	342	Penalties-Yards	7-46	7-80
Passes Comp-Att-Int	23-39-3	19-30-0	Possession Time	31:14	28:46
Total Offense Plays-Yards	69-354	61-461	Third-Down Conversions	7-13	7-13
Fumble Returns-Yards	0-0	0-0	Fourth-Down Conversions	0-0	1-1
Punt Returns-Yards	0-0	0-0	Red-Zone Scores-Chances	2-3	4-4
Kickoff Returns-Yards	1-16	3-129	Sacks By: Number-Yards	1-16	2-20
Interception Returns-Yards	0-0	3-0			

RUSHING: VIRGINIA - Jones 9-37; Colandrea 11-19; Hollins 3-16; Pace 4-14; Griese 2-11; Fields 1-6. **MARYLAND** - McDonald 10-75; Littleton II 9-28; Hemby 9-23; Tagovailoa 3-7.

PASSING: VIRGINIA - Colandrea 23-29-3, 263 **MARYLAND** - Tagovailoa 19-30-0, 342 **RECEIVING: VIRGINIA** - Washington 9-141; Fields 7-70; Pace 4-28; Harrison 1-15; Hollins 1-6; Gibson 1-3. **MARYLAND** - Jones 5-96; Dyches 4-56; Hemby 3-25; Prather 2-66; Felton 2-41; Howard 1-33; Knotts 1-16; Chambers 1-9.

GAME 4 • UVA 24, NC STATE 21 Sept. 22 • Charlottesville, Va.

Game Notes

- The meeting between Virginia and NC State was the first since 2020. NC State has won five of the last six meetings against UVA, including three-straight at Scott Stadium.
- The night game at Scott Stadium was the first for UVA since playing Notre Dame in 2021.
- Dating back to last season, UVA has lost seven-straight games and is 0-4 for the first time since 1982, Hall of Fame coach George Welsh's first year with the program. UVA has lost four-straight games for the first time since 2020.
- Virginia converted its first two-point conversion since 2021 (at Miami) to tie the game with 36 seconds left in regulation.
- UVA finished with a season-high 113 yards rushing, the most in a game since North Carolina last season (186 yards).
- Brennan Armstrong's 48-yard touchdown pass by to Kevin Concepcion is the second-longest play from scrimmage surrendered by UVA this season (64-yard TD pass at Maryland on 9/15).
- The three-point loss marks the seventh time UVA has been part of a game decided by a touchdown or less in the first 14 of Tony Elliott's tenure. UVA is 2-5 in one-score affairs since the beginning of the 2022 season.
- Wide receiver Malik Washington finished with a career-highs in receptions (10), receiving yards (170) and touchdowns (2). Washington is one of 12 receivers in UVA history to record 170 yards or more in a game.
- With 119 receiving yards vs. JMU, 141 at Maryland and 170 against NC State, Washington became the third Cavalier ever to record three-straight 100-yard receiving games in a season. Dontayvion Wicks did it in 2021 and Germane Crowell had three-straight 100-yard games in 1997. Washington did not have a 100-yard effort in his first 41 games of his collegiate career, including all 40 at Northwestern.
- Washington has now caught a pass in 29-straight games.
- Washington is the first Cavalier receiver with 10 receptions in a game since Keytaon Thompson and Dontayvion Wicks at Pitt in 2021.
- True freshman Kam Robinson led the Cavalier defense tackles with 11, including eight solo efforts. He had one QB hurry and combined on a tackle for loss.
- Micah Gaffney recorded his first career interception, picking off former teammate Brennan Armstrong in the second quarter. It was the first Cavalier interception of the season. Gaffney finished with a career-high three tackles, including a tackle for loss.
- Despite playing just the first half, defensive end Kam Butler recorded a sack in his fourth-straight game. He finished with four tackles (three solo) before leaving with an injury.
- Quarterback Anthony Colandrea accounted for 314 yards of total offense, including a career-high 43 yards on the ground. He orchestrated the game-tying drive beginning at the 3:29 mark in the fourth quarter, 11 plays for 66 yards that ended with a three-yard scoring strike to Malik Washington. He went 5-for-6 with 50 yards passing and added 10 yards rushing yards on UVA's final drive.

Score by Quarters:

NC State	0	14	7	3	— 24
Virginia	0	7	6	8	— 21

Scoring Summary:

2nd	14:55	NCST	#10 K.Concepcion 12 yd pass from #5 B.Armstrong (#44 B.Narveson kick), 7-49, 02:43
2nd	11:46	UVA	#4 M.Washington 8 yd pass from #10 A.Colandrea (#41 W.Bettridge kick), 8-75, 03:09
2nd	00:28	NCST	#34 D.Mimms, III 1 yd rush (#44 B.Narveson kick), 8-67, 02:36
3rd	06:48	UVA	#41 W.Bettridge 21 yd FG, 5-60, 01:59
3rd	02:24	UVA	#41 W.Bettridge 36 yd FG, 5-38, 02:58
3rd	00:11	NCST	#10 K.Concepcion 48 yd pass from #5 B.Armstrong (#44 B.Narveson kick), 5-74, 02:13
4th	00:36	UVA	#4 M.Washington 3 yd pass from #10 A.Colandrea (#8 M.Fields pass from #10 A.Colandrea), 11-66, 02:53
4th	00:00	NCST	#44 B.Narveson 33 yd FG, 5-33, 00:36

Attendance— 42,979

	NCST	UVA		NCST	UVA
First Downs	21	20	Punts (Number-Yards)	8-400	5-203
Rushes-Yards (Net)	139	113	Fumbles-Lost	0-0	1-0
Passing Yards (Net)	180	271	Penalties-Yards	7-62	7-69
Passes Comp-Att-Int	15-31-1	18-30-2	Possession Time	27:26	32:34
Total Offense Plays-Yards	67-319	71-384	Third-Down Conversions	6-14	5-14
Fumble Returns-Yards	0-0	0-0	Fourth-Down Conversions	0-0	1-2
Punt Returns-Yards	1-5	3-10	Red-Zone Scores-Chances	3-3	4-4
Kickoff Returns-Yards	4-58	1-23	Sacks By: Number-Yards	2-13	2-15
Interception Returns-Yards	2-9	1-11			

RUSHING: NC STATE - Armstrong 15-64; Allen 10-36; Mimms 8-20; Raphael 3-19. **VIRGINIA** - Colandrea 13-43; Pace 12-38; Hollins 13-20; Washington 1-8; Jones 1-5. **PASSING: NC STATE** - Armstrong 15-30-1, 180 **VIRGINIA** - Colandrea 18-30-2, 271 **RECEIVING: NC STATE** - Concepcion 6-116; Rozner 3-22; Lesane 2-2; Rooks 1-16; Timmons 1-10; Pennix 1-7. **VIRGINIA** - Washington 10-170; Fields 3-60; Wood 2-34; Hollins 2-2; Wilson 1-5.



GAME 5 • BOSTON COLLEGE 27, UVA 24
Sept. 30 • Chestnut Hill, Mass.

Game Notes

- Virginia dropped to 0-4 in road games against Boston College. It marked the first trip to Chestnut Hill since 2010. BC leads the all-time series that was first played in 1963 against UVA, 7-1.
- UVA has lost eight-straight games dating back to last season, its longest losing skid since 2013 (final nine games). UVA is 0-5 for the first time since 1982, the first year of Hall of Fame coach George Welsh's tenure at Virginia.
- Virginia forced a season-high four turnovers (2 INT, 2 FR) in the contest. UVA has lost its last three games when forcing four or more turnovers (2022 at Syracuse & 2022 at Illinois). The Cavaliers came into the contest with two turnovers on the year (1 INT, 1 FR).
- The 21 points scored in the first half were a season-high and the most in the first half since scoring 21 against Virginia Tech in 2021.
- UVA scored on its opening drive for the second time this season (JMU). The drive lasted 10 plays and went for 75 yards, tied for the longest touchdown drive of the season.
- Virginia led by as many as 14 points, tied for the largest lead in a game this season. The Cavaliers have owned double-digit leads in three of their five games this season.
- Saturday was UVA's first multi-interception game since picking off two against Louisville last season.
- Wide receiver Malik Washington led the Cavaliers in receptions and receiving yards for the third-straight game with nine catches for 97 yards. He was three-yards shy of becoming UVA's first player to ever record four-straight 100-yard receiving games.
- Washington extended his consecutive games with a reception streak to 30 games. He also went over the 150 career reception mark and has 157 for his career.
- Quarterback Tony Muskett was 22-of-34 passing for 247 yards and three touchdowns. He is the first UVA quarterback with three touchdown passes in a game since Brennan Armstrong had three at Pitt in 2021.
- A UVA quarterback has thrown for 200 or more yards in three-straight games. It was Muskett's 18th 200-yard passing game of his career and first at UVA.
- Running back Mike Hollins scored on a five-yard touchdown reception in the first quarter, his first receiving touchdown of his career. It was his Hollins' 10th career touchdown.
- Making his second-straight start, true freshman Dre Walker recorded his first career interception. He is the first true freshman with an interception since Bryce Hall had two in 2016 against Duke.
- Linebacker Josh Ahern recorded his first career interception to go along with five tackles. It was the first interception by a UVA linebacker since D'Sean Perry vs. Abilene Christian in 2020.
- True freshmen Jaden Gibson and third year Bryce Carter made their first collegiate starts in the contest. Gibson caught two passes for 30 yards. Carter added four tackles.
- Defensive tackle Jahmeer Carter has started 17-straight games, the longest of streak of any Cavalier.

Score by Quarters:

Virginia	7	14	0	3	— 24
Boston College	0	7	17	3	— 27

Scoring Summary:

- 1st 10:25 VIR #7 M.Hollins 5 yd pass from #11 T.Muskett (#41 W.Bettridge kick), 10-75, 04:35
- 2nd 12:11 VIR #4 M.Washington 18 yd pass from #11 T.Muskett (#41 W.Bettridge kick), 5-37, 02:06
- 2nd 00:47 BC #24 RGarwo 2 yd rush (#95 L.Connor kick), 5-65, 00:45
- 2nd 00:00 VIR #8 M.Fields 39 yd pass from #11 T.Muskett (#41 W.Bettridge kick), 6-80, 00:41
- 3rd 09:47 BC #95 L.Connor 42 yd FG, 11-63, 05:13
- 3rd 06:09 BC #2 J.Griffin 4 yd pass from #1 T.Castellanos (#95 L.Connor kick), 4-63, 01:32
- 3rd 01:04 BC #11 L.Bond 33 yd pass from #1 T.Castellanos (#95 L.Connor kick), 9-65, 04:00
- 4th 07:10 VIR #41 W.Bettridge 44 yd FG, 6-12, 01:27
- 4th 02:11 BC #95 L.Connor 42 yd FG, 11-51, 04:59

Attendance— 41,868

	UVA	BC		UVA	BC
First Downs	18	23	Punts (Number-Yards)	7-337	3-126
Rushes-Yards (Net)	29-59	47-203	Fumbles-Lost	0-0	3-2
Passing Yards (Net)	247	183	Penalties-Yards	11-90	5-36
Passes Comp-Att-Int	22-34-1	16-26-2	Possession Time	27:52	32:08
Total Offense Plays-Yards	63-306	73-386	Third-Down Conversions	3-12	5-15
Fumble Returns-Yards	0-0	0-0	Fourth-Down Conversions	0-1	2-3
Punt Returns-Yards	0-0	3-50	Red-Zone Scores-Chances	2-2	2-2
Kickoff Returns-Yards	3-60	3-40	Sacks By: Number-Yards	0-0	5-34
Interception Returns-Yards	2-21	1-5			

RUSHING: VIRGINIA - Pace 10-28; Hollins 3-13; Muskett 14-9; Jones 2-9. **BC** - Garwo 23-87; Castellanos 16-78; Broome 3-34; O'Keefe 2-13; Trapilo 0-1; Team 3-10.

PASSING: VIRGINIA - Muskett 22-34-1, 247 **BC** - Castellanos 16-26-2, 183.

RECEIVING: VIRGINIA - Washington 9-97; Fields 5-88; Pace 3-9; Gibson 2-30; Hollins 2-13; Wood 1-10. **BC** - Bond 7-104; Griffin 3-29; O'Keefe 3-21; Takacs 2-25; Garwo 1-4.

GAME 6 • William & Mary 13, UVA 27
Oct. 7 • Charlottesville, Va.

Game Notes

- Virginia rushed for a season-high 221 yards, the most in a game this season and the most since rushing for 229 against ODU last season.
- The 27 points scored by Virginia were the most surrendered by W&M this season. The Tribe came into the contest ranked No. 2 in FCS in scoring defense (10.6 ppg).
- UVA held William & Mary without a point for the final 42 minutes of the game. It was the first secondhalf shutout since Virginia held Georgia Tech scoreless in the second half last season.
- The victory snapped UVA's eight-game winless streak and is the first win since defeating Georgia Tech on the road on Oct. 20, 2022.
- Virginia has won six-straight games and 12 of the last 13 meetings against William & Mary. Virginia is 32-6-1 all-time against W&M in a series that was first played in 1908.
- UVA held William & Mary to 72 yards passing, the lowest UVA opponent total since limiting the Tribe to 89 yards passing in the 2021 meeting.
- Quarterback Tony Muskett was 17-for-26 with 232 yards passing and three total touchdowns (2 pass, 1 rush). The rushing score was his first as a Cavalier. It was his sixth career rushing TD and first since Oct. 1, 2022 against Lehigh.
- The 200-yard passing performance by Muskett was his second in as many weeks and the 19th of his career.
- Running back Perris Jones ran for a career-high 134 yards on 12 carries (11.2 ypc). It was the first 100 yard rushing effort by a Cavalier since both Jones and Brennan Armstrong went over the 100-yard mark in the season opener against Richmond last season. His 43-yard rush in fourth quarter was a career long.
- Wide receiver Malik Washington recorded his fourth 100-yard receiving effort in his last six games. His 27-yard touchdown reception in the fourth quarter put him over 100 yards for the day and 2,000 yards for his career (1,348 at Northwestern). He has four touchdowns in his last three games five for the season.
- Washington extended his consecutive games with a reception streak to 31 games with a 17-yard reception in the second quarter.
- Washington, who came into the contest as the ACC's leading receiver, now has 44 receptions for 668 yards and four touchdowns in six games as a Cavalier.
- Malachi Fields scored the go-ahead touchdown with :07 seconds remaining in the first half, his third career receiving touchdown. It marked the second-straight week Muskett and Fields have connected for a score in the final 10 seconds of the first half.
- Will Bettridge has made seven-straight field goals and was successful from 45 and 37 in the contest. The 45-yarder in the first quarter was the second longest of his career. He is 6-for-7 in attempts from between 40 and 50 yards in his career.
- Freshman Kam Robinson led the Cavaliers with a season-high 12 tackles. It marks his second-doubledigit tackle effort of the season. The 12 stops are the most by a UVA true freshman linebacker since Ahmad Brooks (12 tackles) in the 2003 Continental Tire Bowl against Pitt.

Score by Quarters:

William & Mary	6	7	0	0	— 13
Virginia	3	17	0	7	— 27

Scoring Summary:

- 1st 10:07 W&M #96 C.Bonoffski 38 yd FG, 8-23, 03:20
- 1st 05:52 UVA #41 W.Bettridge 45 yd FG, 10-41, 04:15
- 1st 01:35 W&M #96 C.Bonoffski 48 yd FG, 8-48, 04:17
- 2nd 12:04 W&M #0 M.Lucas 1 yd rush (#96 C.Bonoffski kick), 4-4, 02:18
- 2nd 09:31 UVA #11 T.Muskett 7 yd rush (#41 W.Bettridge kick), 6-66, 02:33
- 2nd 02:38 UVA #41 W.Bettridge 37 yd FG, 8-45, 04:51
- 2nd 00:07 UVA #8 M.Fields 26 yd pass from #11 T.Muskett (#41 W.Bettridge kick), 6-79, 00:48
- 4th 11:11 UVA #4 M.Washington 27 yd pass from #11 T.Muskett (#41 W.Bettridge kick), 16-90, 07:33

Attendance— 38,289

	W&M	UVA		W&M	UVA
First Downs	15	27	Punts (Number-Yards)	3-128	2-37
Rushes-Yards (Net)	39-147	45-221	Fumbles-Lost	1-1	1-1
Passing Yards (Net)	72	232	Penalties-Yards	5-58	5-41
Passes Comp-Att-Int	14-19-0	17-26-1	Possession Time	28:47	31:13
Total Offense Plays-Yards	58-219	71-453	Third-Down Conversions	5-13	6-15
Fumble Returns-Yards	1-57	0-0	Fourth-Down Conversions	1-3	2-2
Punt Returns-Yards	0-0	3-10	Red-Zone Scores-Chances	2-4	2-4
Kickoff Returns-Yards	2-34	2-13	Sacks By: Number-Yards	4-40	0-0
Interception Returns-Yards	1-0	0-0			

RUSHING: W&M - Wilson 13-74; Mathis 7-44; Imoh 8-23; Jenkins 1-9; TEAM 1-0. **VIRGINIA** - Jones 12-134; Pace 20-83; Muskett 11-2; Washington 1-1; Brosterhus 1-1.

PASSING: W&M - Wilson 14-18-0, 72; Imoh 0-1-0, 0. **VIRGINIA** - Muskett 17-26-1, 232.

RECEIVING: W&M - McElwain 4-21; Mayo 3-9; Mathis 2-19; Imoh 2-8; Jenkins 1-9; McDonald 1-4; Lucas 1-2. **VIRGINIA** - Washington 7-112; Fields 4-63; Wood 1-17; Gibson 1-16; Wilson 1-10; Harrison 1-7; Misch 1-4; Pace 1-3.

VIRGINIA

GAME 7 • UVA 31, NORTH CAROLINA 27 Oct. 21 • Chapel Hill, N.C.

Game Notes

- The victory was the first over a top-10 opponent on the road in program history. UVA came into the game 0-30 in road games against top-10 opponents.
- Virginia's last win over a top-10 opponent was on Oct. 15, 2005 against Florida State.
- The win snaps a five-game losing streak against ranked foes and is the first victory for UVA against a top-25 team since defeating North Carolina on Oct. 31, 2020 in Scott Stadium.
- The Cavaliers have won five of the last seven meetings against North Carolina and are 59-65-4 against the Tar Heels all-time. Saturday was the 128th meeting between the two schools, the second-most played rivalry in FBS.
- Virginia rushed for 228 yards, the second-straight 200-yard rushing effort. It marked the first time UVA posted back-to-back 200-yard rushing games since 2021 (GT & at BYU).
- UVA scored on its first drive of the season for the third time in its last five games. The Cavaliers went 51 yards on seven plays in 2:53.
- Malik Washington extended his consecutive games with a reception streak to 32 games.
- Washington scored the go-ahead 14-yard touchdown with 8:51 remaining in the game and finished with 12 catches and 115 yards receiving. The 100-yard receiving effort was Washington's fifth in seven games this season.
- Washington's 12 receptions were the most in a game by a Cavalier since Terrell Jana had 13 at North Carolina in 2019.
- Mike Hollins scored UVA's first three touchdowns, two in the first quarter and his third with 3:56 left in the third quarter. He has six total touchdowns for the season (5 rush, 1 rec) and 13 for his career (12 rush, 1 rec).
- The three touchdowns in a game were the most by a Cavalier since Bryce Perkins scored three against Duke in 2019. The three rushing scores are the most by a UVA running back since Wayne Taulapapa against Florida State in 2019.
- Linebacker James Jackson intercepted a Drake Maye pass with 26 seconds on the clock to seal the victory. UVA linebackers have two of the UVA's three interceptions this season.
- Jahmeer Carter was credited with his first solo sack of his career, a seven-yard loss that led to a UVA punt and the eventual game-tying field goal in the third quarter.
- Coen King co-led the Cavaliers with eight tackles (all solo) and also added two pass break ups. True freshman Kam Robinson also made eight stops (five solo).
- Dakota Twitty was credited with his first collegiate reception, a seven-yard reception in the second quarter.

Score by Quarters:

Virginia	14	0	10	7	— 31
North Carolina	7	10	7	3	— 27

Scoring Summary:

1st	11:05	UVA	#7 M.Hollins 11 yd rush (#41 W.Bettridge kick), 7-51, 02:53
1st	08:36	UNC	#9 D.Walker 25 yd pass from #10 D.Maye (#98 N.Burnette kick), 8-75, 02:29
1st	01:56	UVA	#7 M.Hollins 3 yd rush (#41 W.Bettridge kick), 7-46, 03:25
2nd	13:12	UNC	#18 B.Nesbit 62 yd pass from #10 D.Maye (#98 N.Burnette kick), 3-79, 01:02
2nd	00:00	UNC	#98 N.Burnette 43 yd FG, 7-54, 00:58
3rd	09:35	UNC	#10 D.Maye 3 yd rush (#98 N.Burnette kick), 7-60, 02:25
3rd	03:56	UVA	#7 M.Hollins 1 yd rush (#41 W.Bettridge kick), 13-74, 05:39
3rd	00:32	UVA	#41 W.Bettridge 45 yd FG, 4-6, 01:30
4th	12:08	UNC	#98 N.Burnette 27 yd FG, 11-65, 03:24
4th	08:51	UVA	#4 M.Washington 14 yd pass from #11 T.Muskett (#41 W.Bettridge kick), 7-73, 03:12

Attendance— 50,500

	UVA	UNC		UVA	UNC
First Downs	26	26	Punts (Number-Yards)	5-251	6-202
Rushes-Yards (Net)	54-228	29-143	Fumbles-Lost	2-1	0-0
Passing Yards (Net)	208	347	Penalties-Yards	6-40	6-58
Passes Comp-Att-Int	20-30-1	24-48-1	Possession Time	37:06	22:54
Total Offense Plays-Yards	84-436	77-490	Third-Down Conversions	8-18	4-13
Fumble Returns-Yards	0-0	0-0	Fourth-Down Conversions	2-3	0-2
Punt Returns-Yards	1-7	1-6	Red-Zone Scores-Chances	4-6	1-3
Kickoff Returns-Yards	3-63	1-15	Sacks By: Number-Yards	2-9	2-9
Interception Returns-Yards	1-0	1-0			

RUSHING: VIRGINIA - Jones 14-67; Hollins 15-66; Muskett 12-66; Pace 11-30; Brosterhous 1-2. **TEAM 1- 3 UNC** - Hampton 19-112; Maye 6-17; Brooks 3-7; Walker 1-4; Copenhaver 0-3.

PASSING: VIRGINIA - Muskett 20-30-1, 208. **UNC** - Maye 24-48-1, 347.

RECEIVING: VIRGINIA - Washington 12-115; Wood 3-62; Fields 1-13; Jones 1-10; Twitty 1-7; Hollins 1-2; Pace 1- 1; Wilson 1-0. **UNC** - Walker 11-146; Jones 5-45; Nesbit 3-93; McCollum 2-11; Chapman 1-33; Hampton 1-19; Brooks 1-0; Copenhaver 1-0.

GAME 8 • VIRGINIA 16, MIAMI 29 Oct. 28 • Miami Gardens, Fla.

Game Notes

- Virginia dropped to 8-13 all-time against Miami. The Hurricanes have won eight of the 11 regular season meetings against UVA in Miami.
- Virginia rushed for 138 yards, only the second team this season (North Carolina - 238) to eclipse the 100-yard rushing mark against Miami. The Hurricanes came into the game allowing 79.6 rush yards per game, the fewest of any ACC team.
- Miami totaled 276 yards of total offense, their lowest output of the 2023 season.
- Saturday marked the 13th overtime game in UVA history and the second-straight against Miami. UVA is 4-9 all-time in overtime games and 0-3 in overtime games against the Hurricanes (2022 - 12-14; 2008 - 17-24).
- Virginia was not penalized in the game, the first time UVA went without committing a penalty since 2016 against Richmond.
- The last three matchups against Miami have been decided by three or less points.
- Saturday marked the fifth game this season UVA held a double-digit lead and drops to 1-4 in those contests. The Cavaliers were up 10-0 with 8:46 remaining in the second quarter.
- Four of Virginia's six losses this season have come by three or less points.
- UVA scored a touchdown on its opening drive for the third time in the last four weeks. The 12-play (season-high), 75-yard (T-season-high) drive took 4:27.
- Malik Washington matched his career-high with 12 catches and totaled 152 receiving yards in the contest. He extended his consecutive games with a reception streak to 33.
- Washington has recorded 100 or more yards in a game in six of the eight games this season. He tied Germane Crowell (6 in 1997) and Dontayvion Wicks (6 in 2021) for the most 100-yard games in a season in UVA history.
- Washington has put together three-straight 100-yard games (112 vs. W&M; 115 vs. North Carolina; 152 vs. Miami) for the second-time this season. He's the only player ever at UVA to have three-straight 100-yard games twice in one season.
- Malik Washington's 64-yard catch and run in the second quarter tied a career-long reception and was the second-longest play from scrimmage this season for Virginia. Washington had a 64-yard reception against Rutgers last season while playing for Northwestern.
- Mike Hollins rushed for two touchdowns, his third multi-touchdown game of the season. His seven rushing touchdowns this season are the most by a Cavalier since Brennan Armstrong's nine in 2021 and the most by a UVA running back since Wayne Taulapapa against Florida State in 2019.
- True freshman Kam Robinson co-led the Cavaliers with nine tackles (seven solo) and was credited with his first career interception. The turnover led to UVA's second touchdown of the game and put UVA up 20-17. A linebacker has recorded three of UVA's six interceptions this season.
- Kicker Will Bettridge made all four of his field goal tries (22, 23, 32 & 35). He has made 12-straight field goals. The four field goals matched a career-high established against Miami last year.
- Tony Muskett surpassed the 1,000-yard passing mark for the season and finished 24-for-38 with and 239 yards. He has 1,020 yards passing in five starts this season. Muskett has 21 200-yard passing efforts in his career, including four-straight for UVA this season.
- Sam Westfall was credited with his first career interception, picking off Tyler Van Dyke to stall a first quarter Miami drive. It was Westfall's 33rd career collegiate game.
- Defensive back Caleb Hardy and right tackle Blake Steen both made their first career starts in the contest. Hardy is UVA's sixth true freshman to start a game this season.

Score by Quarters:

Virginia	7	3	10	3	3	— 16
Miami	0	3	14	6	6	— 29

Scoring Summary:

1st	08:32	CAVS	#7 M.Hollins 1 yd rush (#41 W.Bettridge kick), 12-75, 04:27
2nd	08:46	CAVS	#41 W.Bettridge 22 yd FG, 5-70, 01:22
2nd	04:03	CANE	#30 A.Borregales 47 yd FG, 8-43, 04:34
3rd	10:44	CANE	#28 A.Allen 26 yd rush (#30 A.Borregales kick), 7-64, 03:20
3rd	10:37	CANE	#5 K.Kinchens 29 yd interception return (#30 A.Borregales kick), 00:07
3rd	03:58	CAVS	#41 W.Bettridge 23 yd FG, 15-69, 06:39
3rd	00:22	CAVS	#7 M.Hollins 10 yd rush (#41 W.Bettridge kick), 6-49, 02:40
4th	09:26	CANE	#30 A.Borregales 50 yd FG, 5-27, 01:57
4th	04:20	CAVS	#41 W.Bettridge 32 yd FG, 12-60, 05:06
4th	01:23	CANE	#30 A.Borregales 48 yd FG, 9-42, 02:50
OT1	00:00	CAVS	#41 W.Bettridge 35 yd FG, 4-7
OT1	00:00	CANE	#22 M.Fletcher Jr. 11 yd rush, 3-25

Attendance— 58,503

	UVA	UM		UVA	UM
First Downs	24	16	Punts (Number-Yards)	5-220	4-179
Rushes-Yards (Net)	45-138	26-113	Fumbles-Lost	0-0	2-0
Passing Yards (Net)	239	163	Penalties-Yards	0-0	2-20
Passes Comp-Att-Int	24-38-1	20-30-2	Possession Time	34:36	25:24
Total Offense Plays-Yards	83-377	56-276	Third-Down Conversions	8-19	5-13
Fumble Returns-Yards	0-0	0-0	Fourth-Down Conversions	1-1	0-0
Punt Returns-Yards	1-1	0-0	Red-Zone Scores-Chances	6-6	1-1
Kickoff Returns-Yards	0-0	6-112	Sacks By: Number-Yards	0-0	6-30
Interception Returns-Yards	2-14	1-29			

RUSHING: VIRGINIA - Jones 9-58; Hollins 13-49; Pace 10-25; Muskett 13-6. **MIAMI** - Allen 11-67; Fletcher 11-47; Parrish 2-2; Smith 1-1; TEAM 1- -4.

PASSING: VIRGINIA - Muskett 24-38-1, 239. **MIAMI** - Van Dyke 20-30-2, 163.

RECEIVING: VIRGINIA - Washington 12-152; Fields 7-67; Wilson 1-6; Jones 1-6; Gibson 1-5; Hollins 1-2; Rawlings 1-1. **MIAMI** - George 5-28; Restrepo 3-48; Young 3-35; Smith 3-10; McCormick 2-15; Fletcher 2-9; Parrish 1-12; Allen 1-6.



GAME 9 • GEORGIA TECH 45, UVA 17
Nov. 4 • Charlottesville, Va.

Game Notes

- Virginia's three-game win streak against Georgia Tech was snapped. The all-time series is tied at 22-221.
• The 28-point victory was the largest margin by either team in the series against Georgia Tech since 2012 (GT, won 56-20).
• Virginia led 7-3 after the first quarter and has held a lead of at least seven points in six of its nine games this season.
• Georgia Tech scored 21 points in the second quarter, tied for the most by an opponent this season (Maryland scored 21 in 4th quarter).
• The Virginia defense recorded a season-high, eight tackles for loss in the contest. The most in a game since 10 tackles for loss, including eight sacks, against the Yellow Jackets in last year's meeting.
• UVA allowed a season-high, 514 yards of total offense including 305 on the ground. The Yellow Jackets recorded 200 of its rushing yards on nine plays.
• The 305 rushing yards were the most by an opponent since 385 against BYU in 2021. The 500 yards of total offense were the most by an opponent since Pitt in 2021 (514).
• Three different players (Tony Muskett, Grady Brosterhous and Anthony Colandrea) completed a pass in the contest, the most in a game since 2020 against Abilene Christian (Brennan Armstrong, Lindell Stone and Keytaon Thompson).
• Malik Washington caught 11 passes for 109 yards, his fourth-straight 100-yard game. He is the first player in school history to record four consecutive 100-yard receiving games.
• Washington became the sixth player in UVA history to go over the 1,000-yard receiving mark and is the fastest Virginia player (nine games) with 1,000 receiving yards. UVA's other 1,000-yard receivers include: Dontayvion Wicks (1,203 in 2021), Herman Moore (1,190 in 1990), Hasise Dubois (1,062 in 2019), Billy McMullen (1,060 in 2001) and Olamide Zaccheaus (1,058 in 2018).
• Washington has recorded double-digit receptions in three-straight games (12 vs. North Carolina and 12 vs. Miami) and has caught a pass in 34-straight games dating back to his time at Northwestern.
• For the season, Washington has 1,044 yards, 14 yards behind Olamide Zaccheaus for the fifth most in a single season in UVA history. His 79 receptions on the year are the fourth-most in a single season in program history.
• Washington accounted for 170 all-purpose yards which included a career-high, 40-yard kick return.
• Brosterhous completed his first collegiate pass, a 21-yard completion to Malik Washington in the first quarter.
• Josh Rawlings hauled in his first career touchdown catch to give UVA the initial 7-0 lead. The reception was his second of his career.
• Ben Smiley recorded UVA's lone sack in the contest, it was his second of the season and now has 3.5 sacks in his career.
• Jonas Sanker led the Cavaliers in tackles with 10 (five solo). It was his second double-digit tackle effort of the season. He now has 79 tackles on the year, the most on the team.
• Kobe Pace caught his third touchdown of the season. He has 14 career touchdowns (10 rush, 4 rec).

Score by Quarters:

Table with 5 columns: Georgia Tech, 3, 21, 7, 14, — 45; Virginia, 7, 3, 0, 7, — 17

Scoring Summary:

- 1st 08:30 UVA #89 J.Rawlings 9 yd pass from #10 A.Colandrea (#41 W.Bettridge kick), 8-70, 02:51
1st 05:26 GAT #93 A.Birr 41 yd FG, 9-33, 03:04
2nd 08:42 GAT #10 H.King 2 yd rush (#93 A.Birr kick), 16-69, 06:18
2nd 02:24 GAT #10 H.King 34 yd rush (#93 A.Birr kick), 5-48, 02:06
2nd 00:28 GAT #4 D.Smith 33 yd rush (#93 A.Birr kick), 5-70, 01:04
2nd 00:00 UVA #41 W.Bettridge 39 yd FG, 3-53, 00:28
3rd 12:41 GAT #13 E.Singleton, Jr. 58 yd pass from #10 H.King (#93 A.Birr kick), 5-75, 02:19
4th 10:57 GAT #4 D.Smith 10 yd rush (#93 A.Birr kick), 5-61, 02:27
4th 08:47 UVA #5 K.Pace 8 yd pass from #10 A.Colandrea (#41 W.Bettridge kick), 7-75, 02:10
4th 07:56 GAT #11 J.Haynes 43 yd rush (#93 A.Birr kick), 2-44, 00:51

Attendance— 42, 606

Summary table with columns: GT, UVA, Punts (Number-Yards), Fumbles-Lost, Penalties-Yards, Possession Time, Third-Down Conversions, Fourth-Down Conversions, Red-Zone Scores-Chances, Sacks By: Number-Yards

RUSHING: GEORGIA TECH - Haynes 17-119; King 7-83; Smith 15-78; Dickens 3-15; Pyron 2-10. VIRGINIA - Colandrea 7-33; Pace 6-26; Jones 9-26; Hollins 5-25; Muskett 1-6; Foston 1-3

PASSING: GEORGIA TECH - King 23-30-0, 208; Pyron 1-3-0, 1. VIRGINIA - Colandrea 21-37-1, 200; Muskett 1-2-1, 11, Brosterhous 1-1-0, 21.

RECEIVING: GEORGIA TECH - Singleton 5-80, Smith 3-35; Blaylock 3-22, Leonard 3-17; Rutherford 3-16; Haynes 3-7; Jannah 1-18; Seither 1-7; Benson 1-6; Leary 1-1. VIRGINIA - Washington 11-109; Fields 5-65; Pace 3-16; Wilson 2-19; Harrison 1-14; Rawlings 1-9.

GAME 10 • UVA 24, LOUISVILLE 24
Nov. 9 • Louisville, Ky.

Game Notes

- Louisville owns a 7-5 advantage in the all-time series.
• UVA is 1-5 all time against Louisville in games at L&N Stadium.
• Virginia dropped to 1-5 this season in games decided by one score.
• Virginia compiled 434 yards of total offense against Louisville which came into the contest as the No. 12 defense in FBS and No. 2 in the ACC. UVA's 314 yards passing were the most Louisville has surrendered this season (Georgia Tech - 313).
• Wide receiver Malik Washington caught nine passes for 155 yards and a touchdown, his fifth-straight 100-yard receiving performance, the longest active streak of anyone in FBS. He is the first receiver to go over 100 yards receiving against Louisville this season.
• For the season, Washington has 88 receptions for 1,199 yards and has caught seven touchdowns. He is five yards shy of breaking the UVA single-season receiving yards record (Dontayvion Wicks - 1,203 in 2021) and six receptions away from eclipsing the program's single-season receptions record (Olamide Zaccheaus - 93 rec. in 2018).
• Washington has caught a pass in 35-straight games dating back to his time at North-western.
• Washington became the 14th active receiver in FBS to go over 200 career receptions. He came into the contest with 199 career catches.
• Kam Robinson intercepted his second pass of the season and returned it 28 yards for a touchdown to tie the game at 14. It was the first interception return for a touchdown since D'Sean Perry returned an interception 84 yards for a score against Abilene Christian in 2020. Robinson finished with four tackles including his first career sack.
• Quarterback Anthony Colandrea was 20-for-31 with 314 yards passing and one touchdown. He also accounted for a season-high 89 rushing yards on 14 attempts. His 403 yards of total offense are season high and the most by a UVA player since Brennan Armstrong's 460 total yards against Pitt in 2021.
• Colandrea completed his first nine passes and recorded his second 300-yard passing game of the season.
• Malachi Fields caught four passes for 85 yards, his second-highest receiving yardage total of his career. He has amassed 60 or more yards receiving in nine of UVA's 10 games this season.
• Jonas Sanker led Virginia in tackles (11) for the third-straight game and sixth time overall this season. He leads the team with 90 total tackles including 61 solo efforts.
• Paul Akere was credited with his first sack of the season and 11th of his career (five have come at UVA).

Score by Quarters:

Table with 5 columns: Virginia, 0, 0, 21, 3, — 24; Louisville, 7, 7, 0, 17, — 31

Scoring Summary:

- 1st 06:42 LOU #84 J.Gatewood 4 yd pass from #13 J.Plummer (#40 B.Travelstead kick), 5-60, 03:04
2nd 03:01 LOU #7 J.Calloway 0 yd blocked punt return (#40 B.Travelstead kick), 01:18
3rd 04:15 UVA #34 J.Griese 1 yd rush (#41 W.Bettridge kick), 11-80, 04:25
3rd 04:05 UVA #5 K.Robinson 28 yd interception return (#41 W.Bettridge kick), 00:10
3rd 00:49 UVA #4 M.Washington 42 yd pass from #10 A.Colandrea (#41 W.Bettridge kick), 3-61, 01:45
4th 11:15 LOU #40 B.Travelstead 35 yd FG, 10-52, 04:26
4th 07:54 UVA #41 W.Bettridge 38 yd FG, 8-54, 03:21
4th 06:20 LOU #9 A.Huggins-Bruce 52 yd pass from #13 J.Plummer (#40 B.Travelstead kick), 4-86, 01:27
4th 03:24 LOU #23 I.Guerendo 73 yd rush (#40 B.Travelstead kick), 1-73, 00:12

Attendance— 44,628

Attendance and game statistics table with columns: UVA, LOU, Punts (Number-Yards), Fumbles-Lost, Penalties-Yards, Possession Time, Third-Down Conversions, Fourth-Down Conversions, Red-Zone Scores-Chances, Sacks By: Number-Yards

RUSHING: VIRGINIA - Colandrea 14-89; Pace 10-22; Hollins 5-16; Jones 3-7; Griese 1-1; Washington 1-2; TEAM 1-5; Wilson 1-8. LOUISVILLE - Jordan 17-95; Guerendo 6-94; Conley 1-3; TEAM 2-2; Hodges 1-4; Plummer 4-6.

PASSING: VIRGINIA - Colandrea 20-31-1, 314; Washington 0-1-0, 0. LOUISVILLE - Plummer 19-28-1, 243.

RECEIVING: VIRGINIA - Washington 9-155; Fields 4-85; Jones 2-23; Wood 2-18; Pace 1-28; Wilson 1-6; Hollins 1-1. LOUISVILLE - Bell 4-35; Thrash 3-22; Thompson 2-27; Calloway 2-27; Jordan 2-15; Huggins-Bruce 1-52; Guerendo 1-21; Martin 1-19; Coleman 1-17; Gatewood 1-4; Lifson 1-4.

VIRGINIA

2024 UVA FOOTBALL

GAME 11 • DUKE 27, UVA 30 Nov. 18 • Charlottesville, Va. Game Notes

Virginia is 41-33 all-time against Duke and has won eight of the last nine matchups against the Blue Devils. The two teams have played every year since 1963.

UVA has won six-straight meetings against Duke at Scott Stadium

The Cavaliers clinched their first ACC win at Scott Stadium since Oct. 23, 2021, a 48-40 win over Georgia Tech.

Virginia rushed for 170 total yards in the contest, the sixth-straight game UVA has produced a 100-yard team rushing effort. The last time UVA rushed for 100 yards as a team in six-straight games was 2020.

Eight different Cavaliers caught a pass in the contest, tied for the most in a game this season (8 different pass catchers vs. William & Mary).

Virginia did not commit a turnover for the second time this season (0 turnovers vs. Tennessee). UVA forced two turnovers (interception and a fumble) for the third time this season.

Wide receiver Malik Washington broke UVA's single-season receiving yards record and the program's single-season receptions record in the contest. Washington had eight catches for 112 yards and two touchdowns on the day. For the season he has 96 catches, 1,311 yards receiving and nine touchdowns.

Washington broke the UVA single-season receiving yards record with a 34-yard touchdown catch in the first quarter to give the Cavaliers a 7-0 advantage. Washington surpassed the UVA single-season receptions record and setup UVA's go-ahead touchdown in the third quarter with a 27-yard catch.

Washington is tied for ninth-most receptions by an ACC player (96) in a single season. He needs 36 receiving yards to crack the ACC's top-10 single-season receiving yardage list.

Washington extended his consecutive games with a reception to 36.

Washington's nine receiving touchdowns on the year are tied with Germane Crowell (1997), Heath Miller (2002), Olamide Zaccheaus (2018), Dontayvion Wicks (2021) for the fifth-most ever in a single-season in UVA history.

Washington has produced six-straight 100-yard receiving efforts and has nine total on the season, the most in the nation. The nine 100-yard receiving games are a single-season school record, the most in the nation and tied with Germane Crowell (1995-97) and Kris Burd (2008-11) for the most in a career by a UVA player.

Anthony Colandrea was 21-for 30 with 278 yards passing and three touchdowns. He added 66 rushing yards and was responsible for 344 yards of total offense. The win was his first as a starting quarterback at UVA.

True freshman Kam Robinson led UVA with 11 tackles (7 solo). It marked his third double-digit tackle effort of the season. He also added a pass breakup and a tackle for loss.

True freshman Caleb Hardy was credited with his first career interception that ultimately led to UVA's third touchdown. He also recovered a fumble in the contest, his first of his career. The fumble was forced by Jonas Sanker, his team-best third of the season.

Tayvonn Kyle matched his career-high with nine tackles and recovered Duke's outside kick attempt in the fourth quarter to seal the Cavalier victory.

Mike Diatta recorded his first sack of the season and second of his career, bringing down Grayson Loftis to force fourth down late in the first quarter. He finished with three tackles.

Score by Quarters:

Duke	0	10	3	14	—	27
Virginia	7	3	14	6	—	30

Scoring Summary:

1st	07:29	UVA	#4 M.Washington 34 yd pass from #10 A.Colandrea (#41 W.Bettridge kick), 9-76, 03:24
2nd	11:00	DUKE	#5 J.Calhoun 7 yd pass from #12 G.Loftis (#29 T.Pelino kick), 6-56, 03:04
2nd	08:29	UVA	#41 W.Bettridge 46 yd FG, 7-46, 02:31
2nd	00:00	DUKE	#29 T.Pelino 29 yd FG, 15-60, 04:21
3rd	11:03	UVA	#8 M.Fields 29 yd pass from #10 A.Colandrea (#41 W.Bettridge kick), 5-65, 01:49
3rd	06:33	UVA	#4 M.Washington 7 yd pass from #10 A.Colandrea (#41 W.Bettridge kick), 6-67, 03:08
3rd	04:23	DUKE	#29 T.Pelino 34 yd FG, 6-49, 02:10
4th	10:18	UVA	#41 W.Bettridge 21 yd FG, 14-69, 06:44
4th	09:03	DUKE	#9 J.Moore 58 yd rush (#29 T.Pelino kick), 6-75, 01:15
4th	03:43	UVA	#41 W.Bettridge 30 yd FG, 14-62, 05:20
4th	01:13	DUKE	#11 M.Wall 2 yd pass from #12 G.Loftis (#29 T.Pelino kick), 14-75, 02:30

Attendance— 36,400

	DUKE	UVA	DUKE	UVA
First Downs	27	22	4-177	5-218
Rushes-Yards (Net)	28-159	41-170	Fumbles-Lost	1-1 0-0
Passing Yards (Net)	270	278	Penalties-Yards	1-10 12-117
Passes Comp-Att-Int	26-45-1	21-30-0	Possession Time	27:09 32:51
Total Offense Plays-Yards	73-429	71-448	Third-Down Conversions	4-14 5-15
Fumble Returns-Yards	0-0	0-0	Fourth-Down Conversions	2-2 2-2
Punt Returns-Yards	2-6	3-20	Red-Zone Scores-Chances	4-4 3-3
Kickoff Returns-Yards	5-103	0-0	Sacks By: Number-Yards	1-7 1-6
Interception Returns-Yards	0-0	1-6		

RUSHING: DUKE - Ja. Moore 9-100; Waters 12-45; Coleman 4-18; Jo. Moore 1-1; Loftis 2 -5. **VIRGINIA** - Colandrea 9-66; Pace 21-54; Hollins 7-50; Brosterhous 2-4; TEAM 2 -4.

PASSING: DUKE - Loftis 26-45-1, 270. **VIRGINIA** - Colandrea 21-30-0, 278.

RECEIVING: DUKE - Jo. Moore 9-117; Wall 5-36; Calhoun 4-52; Hagans 4-40; Coleman 3-13; Robertson 1-12. **VIRGINIA** - Washington 8-112; Fields 4-74; Harrison 3-42; Pace 2-21; Davies 1-9; Hollins 1-8; Wilson 1-7; Misch 1-5.

28 | VIRGINIA FOOTBALL

GAME 12 • VIRGINIA TECH 55, UVA 17 Nov. 25 • Charlottesville, Va.

Game Notes

Wide receiver Malik Washington caught a career-high 14 passes for 114 yards. It marked his seventh-straight game with 100 yards receiving. He finished the season with 110 receptions, 1,426 receiving yards and nine touchdowns.

Washington broke the ACC single-season records for receptions (110) and receptions per game (9.16) in a season. His 1,426 receiving yards are the fifth-most in a single season in ACC history.

Washington passed LaJohntay Wester (FAU) for the national lead in receptions.

Washington is the sixth player in ACC history with 100 receptions in a season, joining Jamison Crowder (Duke), Steve Ishmael (Syracuse), Sammy Watkins (Clemson), Josh Downs (UNC) and Jordan Addison (Pitt).

The 14 receptions were second-most ever in a game by a UVA player behind Alvin Pearman's 16-catch performance against Florida State in 2003.

Washington recorded his 10th 100-yard receiving game of the season, the most by any UVA receiver in a season and career.

Washington accumulated 1,706 all-purpose yards (1,426 rec. & 273 KR) in 2023, the fifth-most in a single-season in UVA history.

Washington extended his consecutive games with a reception streak to 37 games.

Malachi Fields established career highs in receiving touchdowns (2) and receiving yards (89). He finished the season with 58 receptions for 811 yards and five touchdowns. The 58 receptions in 2023 are tied for the 16th most in a season in program history.

Jonas Sanker made a team-high 10 tackles (8 solo), had one tackle for loss, a fumble recovery and a pass breakup in the contest. He led UVA in tackles in seven of the 12 games this season. Sanker finished the year with a team-high 107 tackles, the most by a UVA defensive back since Quin Blanding - 137 tackles in 2017.

Score by Quarters:

Virginia Tech	10	14	24	7	—	55
Virginia	0	0	10	7	—	17

Scoring Summary:

1st	09:58	VPI	#97 J.Love 41 yd FG, 11-52, 05:02
1st	03:21	VPI	#12 S.Gosnell 44 yd pass from #1 K.Drones (#97 J.Love kick), 6-64, 02:24
2nd	13:53	VPI	#25 T.Holloway 33 yd rush (#97 J.Love kick), 5-79, 02:32
2nd	05:30	VPI	#33 B.Tuten 32 yd rush (#97 J.Love kick), 5-55, 02:16
3rd	11:12	VPI	#9 D.Felton 84 yd pass from #1 K.Drones (#97 J.Love kick), 1-84, 00:15
3rd	07:44	UVA	#41 W.Bettridge 25 yd FG, 9-68, 03:28
3rd	07:28	VPI	#33 B.Tuten 94 yd kickoff return (#97 J.Love kick), 00:00
3rd	06:07	UVA	#8 M.Fields 38 yd pass from #10 A.Colandrea (#41 W.Bettridge kick), 3-47, 01:21
3rd	04:34	VPI	#97 J.Love 47 yd FG, 5-46, 01:33
3rd	00:18	VPI	#9 D.Felton 34 yd pass from #1 K.Drones (#97 J.Love kick), 3-33, 01:03
4th	09:18	UVA	#8 M.Fields 3 yd pass from #10 A.Colandrea (#41 W.Bettridge kick), 11-78, 03:28
4th	03:53	VPI	#24 M.Thomas 7 yd rush (#97 J.Love kick), 8-43, 05:25

Attendance— 42, 976

	VPI	UVA	VPI	UVA
First Downs	16	18	Punts (Number-Yards)	4-171 8-318
Rushes-Yards (Net)	37-252	29-43	Fumbles-Lost	2-1 1-1
Passing Yards (Net)	248	243	Penalties-Yards	10-116 3-32
Passes Comp-Att-Int	11-23-0	29-47-1	Possession Time	28:46 31:14
Total Offense Plays-Yards	60-500	76-286	Third-Down Conversions	6-15 8-19
Fumble Returns-Yards	0-0	0-0	Fourth-Down Conversions	2-2 0-1
Punt Returns-Yards	3-1	1-0	Red-Zone Scores-Chances	2-3 2-3
Kickoff Returns-Yards	1-94	2-59	Sacks By: Number-Yards	6-31 0-0
Interception Returns-Yards	1-32	0-0		

RUSHING: VIRGINIA TECH - Tuten 16-117; Drones 7-50; Holloway 1-33; Thomas 7-29; Lane 3-12; Wells 2-12. **VIRGINIA** - Hawthorne 4-16; Pace 8-14; Rayman 3-12; Foster 1-8; Griese 2-7; Hollins 1 -2; Colandrea 10 -12.

PASSING: VIRGINIA TECH - Drones 10-22-0, 244; Wells 1-1-0, 4. **VIRGINIA** - Colandrea 29-46-1, 243; Rayman 0-1-0, 0.

RECEIVING: VIRGINIA TECH - Felton 3-133; Wright 3-64; Thomas 3-5; Gosnell 1-44; Tuten 1-2. **VIRGINIA** - Washington 14-115; Fields 6-89; Griese 3-25; Pace 3 -3; Wilson 2-13; Davies 1-4.



THE LAST TIME ...

A VIRGINIA PLAYER HAD...

200 yards rushing: 223, Alvin Pearman vs. Duke, 2004
150 yards rushing: 164, Bryce Perkins vs. Virginia Tech, 2019
100 yards rushing: 134, Perris Jones vs. William & Mary, 2023
30 carries: 30, Cedric Peerman vs. North Carolina, 2007
25 carries: 26, Jordan Ellis vs. South Carolina, 2018
4 TDs rushing: 4, Keith Payne vs. Richmond, 2010
3 TDs rushing: 3, Mike Hollins at North Carolina, 2023
2 TDs rushing: 2, Mike Hollins at Miami (FL), 2023
3 TDs rushing by a QB: 3, Bryce Perkins vs. Duke, 2019
2 TDs rushing by a QB: 2, Brennan Armstrong vs. Virginia Tech, 2021
QB rushed for 100 yards: 105, Brennan Armstrong vs. Richmond, 2022
QB rushed for 100 yards in back-to-back games: Bryce Perkins at UNC, vs. GT, 2019
2 rushers with 100+ yards: Brennan Armstrong (105) and Perris Jones (104) vs. Richmond, 2022
2 rushers with 2 TDs: Bryce Perkins (3), Wayne Taulapapa (2) vs. Duke, 2019
75+ yard run: 75 (TD) Jordan Ellis vs. Ohio, 2018
50+ yard run: 64 (TD) Brennan Armstrong vs. Richmond, 2022
10+ receptions: 14, Malik Washington vs. Virginia Tech, 2023
200 yards receiving: 247, Olamide Zaccheaus vs. Ohio, 2018
150 yards receiving: 155, Malik Washington at Louisville, 2023
100 yards receiving: 115, Malik Washington vs. Virginia Tech, 2023
100 yards receiving in back-to-back games: Malik Washington vs. Duke (112)/vs. Virginia Tech (115), 2023
100 yards receiving in three-straight games: Malik Washington at Louisville (155)/vs. Duke (112)/vs. Virginia Tech (115), 2023
100 yards receiving in more than three-straight games: Malik Washington vs. William & Mary (111)/at North Carolina (115)/at Miami (FL) (152)/vs. Georgia Tech (109)/at Louisville (155)/vs. Duke (112)/vs. Virginia Tech (115), 2023
4 TDs receiving: 4, Ed Carrington at Maryland, 1965
3 TDs receiving: 3, Olamide Zaccheaus vs. South Carolina, 2018
2 TDs receiving: 2, Malachi Fields vs. Virginia Tech, 2023
2 receivers with 100 yards receiving: 144, Dontayvion Wicks at Pitt, 2021
 126, Keytaon Thompson at Pitt, 2021
 136, Doni Dowling vs. UConn, 2017
 127, Andre Levrone vs. UConn, 2017
 122, Olamide Zaccheaus vs. UConn, 2017
3 receivers with 100 yards receiving: 136, Doni Dowling vs. UConn, 2017
2 receivers with 2 TDs: Ryan Sawyer (2), Heath Miller (2) vs. Wake Forest, 2002
70+ yard pass play: 70 (TD), Dontayvion Wicks from Brennan Armstrong at BYU, 2021
50+ yard pass play: 64, Malik Washington at Miami (FL), 2023
An OL caught a pass: Elton Brown vs. Florida State, 2004
Attempted 60 passes: 60, Brennan Armstrong at Louisville, 2021
Attempted 50 passes: 59, Brennan Armstrong vs Wake Forest, 2021
Attempted 40 passes: 46, Anthony Colandrea vs. Virginia Tech, 2023
Completed 40 passes: 40, Brennan Armstrong at Louisville, 2021
Completed 30 passes: 36, Brennan Armstrong at Pitt, 2021
Completed 25 passes: 29, Anthony Colandrea vs. Virginia Tech, 2023
500 yards passing: 554, Brennan Armstrong at North Carolina, 2021
400 yards passing: 405, Brennan Armstrong vs. Virginia Tech, 2021
300 yards passing: 314, Anthony Colandrea vs. Louisville, 2023
250 yards passing: 278, Anthony Colandrea vs. Duke, 2023
Three Consecutive 400-yard passing games: Brennan Armstrong vs. Illinois (405), at North Carolina (554), vs. Wake Forest 2021 (407)
Four Consecutive 300-yard passing games: Brennan Armstrong at Louisville (487), Duke (364), Georgia Tech (396), at BYU (337)
6 TD passes: 6, Dan Ellis vs. Duke, 2000
5 TD passes: 5, Brennan Armstrong vs. Illinois, 2021
4 TD passes: 4, Brennan Armstrong at BYU, 2021
3 TD passes: 3, Anthony Colandrea vs. Duke, 2023
A non-QB threw a TD pass: Olamide Zaccheaus (WR) 15 yards to Evan Butts vs. Duke, 2015
Threw 3+ interceptions: 3, Anthony Colandrea at Maryland, 2023
400 yards total offense in four-straight Games: Brennan Armstrong, 2021 (436 vs. Illinois; 538 at North Carolina; 440 vs. Wake Forest; 431 at BYU)
500 yards total offense: 553, Brennan Armstrong at North Carolina, 2021
400 yards total offense: 448, Anthony Colandrea vs. Duke, 2023
300 yards total offense: 351, Anthony Colandrea vs. Georgia Tech, 2023
200 All-purpose yards: 201, Malik Washington vs. NC State, 2023
Intercepted 3 passes: 3, Rodney McLeod at Maryland, 2011
Intercepted 2 passes: 2, Brenton Nelson vs. Duke, 2020
2 Players Intercepted 2 passes: 2, Bryce Hall & Juan Thornhill at Duke, 2016
INT by a lineman: David Dean at Virginia Tech, 2014
INT by a linebacker: Kam Robinson vs. Louisville, 2023
INT at or behind line of scrimmage: David Dean at Virginia Tech, 2014
INT Return for a TD: 85 yards, Noah Taylor vs. Louisville, 2020
INT Return for a TD by a DB: 85 yards, Nick Grant vs. William & Mary, 2019
INT Return for a TD by a linebacker: 28 yards, Kam Robinson at Louisville, 2023
INT Return for a TD by a lineman: 3 yards by David Dean at Virginia Tech, 2014
2 INTs for Touchdowns: 2, Randy Neal vs. Virginia Tech, 1992
2 players with INTs for TD: Muffin Curry and Tony Franklin vs. W. Mich., 2003
4 sacks: 4, Charles Snowden vs. North Carolina, 2020
3 sacks: 4, Charles Snowden vs. North Carolina, 2020
4+ TFLs: 4, Nick Jackson vs. Duke, 2021
15+ Tackles: 16, Nick Jackson at BYU, 2020
4+ PBUs: 4, Bryce Hall vs. Ohio, 2018
Defensive Extra Point: Juan Thornhill at Indiana, 2018 (blocked PAT, scoop & score)
Fumble recovery for TD: Eli Hanback vs. Virginia Tech, 2019 (0 yards)
2 Fumble Recoveries: 2, Eli Hanback vs. Ohio, 2018
Five Field Goals: 5, Chris Gould vs. North Carolina, 2007
Four Field Goals: 4, Will Bettridge at Miami (FL), 2023
Three Field Goals: 3, Will Bettridge vs. Duke, 2023
Missed a PAT: Will Bettridge at Louisville, 202
Blocked a Punt: Noah Taylor at Pitt, 2019
Blocked Punt for a Touchdown: Trey Womack blocked punt & Bill Schautz returned it 20 yards for TD at Miami, 2009
Blocked a Field Goal: Nick Grant vs. William & Mary, 2021
Blocked a PAT Attempt: Noah Taylor vs. Georgia Tech, 2021
Punt return for TD: Maurice Canady vs. William & Mary, 2015 (74 yards)
Kickoff return for TD: Joe Reed vs. Duke, 2019 (95 yards)
Two-point conversion: Malachi Fields reception vs. NC State, 2023

VIRGINIA...

Scored 60 points: 62-14 vs. NC State, 1997
Scored 50 points: 55-15 vs. Abilene Christian, 2020
Scored 40 points: 49-66 at BYU, 2021
Scored 30 points: 30-27 at Duke, 2023
Defeated a ranked team: 31-27 at No. 10 North Carolina, 2023
Defeated a ranked team on the road: 31-27 at No. 10 North Carolina, 2023
Defeated a AP Top-10 opponent: 31-27 at No. 10 North Carolina, 2023
Scored 40+ points vs. a ranked team: 49-66 at No. 25 BYU, 2021
Recorded a Shutout: 48-0 vs. Duke, 2021
Recorded a Shutout vs. ACC Opponent: 48-0 vs. Duke, 2021
Held a team without a TD: vs. Miami, 2022
Held an ACC team without a TD: Miami, 2022
Was Shut out: by Virginia Tech, 2017 (10-0)
Scoreless first half: vs. Virginia Tech, 2023
Scoreless second half: at Maryland, 2023
Did not score a TD: vs. Miami, 2022
Did not score an offensive TD: vs. Miami, 2022
Scored a TD on offense, defense and special teams: vs. William & Mary, 2019
Had 300 rushing yards: 301 vs. Richmond, 2018
Had 200 rushing yards: 228 at North Carolina, 2023
Had fewer than 100 rushing yards: 43 vs. Virginia Tech, 2023
Had negative yards rushing: -8 vs. Pitt, 2022
Had 200 yards passing: 243 vs. Virginia Tech, 2023
Had 300 yards passing: 314 vs. Louisville, 2023
Had 400 yards passing: 419 vs. Virginia Tech, 2021
Had 500 yards passing: 553 at North Carolina, 2021
Attempted 60 passes: 61 at Louisville, 2021
Attempted 50 passes: 51 vs. Pitt, 2021
Completed 40 passes: 43 vs. Illinois, 2021
Passed for 5 touchdowns or more: 5 vs. Illinois, 2021
Had fewer than 100 yards passing: 92 vs. Miami, 2018
Had 600 yards of total offense: 636 vs. Georgia Tech, 2021
Had 500 yards of total offense: 513 vs. ODU, 2022
Had 400 yards of total offense: 448 vs. Duke, 2023
Had fewer than 100 yards of total offense: 90 vs. Maryland, 1980
Had consecutive games, 500 yards of total offense: 2021, Georgia Tech (636) at BYU (588)
Had five consecutive games, 500 yards of total offense: 2021, (545 vs. William & Mary, 556 vs. Illinois & 577 at North Carolina, 506 vs. Wake Forest, 588 at BYU)
Kicked 5 field goals: 5 vs. North Carolina, 2007
Had 7 or more sacks in a game: 8 at Georgia Tech, 2022
Had 6 or more sacks in a game: 6 at Syracuse, 2022
Had 5 or more sacks in a game: 5 vs. North Carolina, 2020
Had 4 or more sacks in a game: 4 vs. North Carolina, 2022
Had 10 or more TFL in a game: 10 at Georgia Tech, 2022
Missed extra point kick: at Georgia Tech, 2022
Had a FG attempt blocked: at Miami, 2019
Had successful two-point conversion: at Miami, 2021
Forced 7 or more turnovers: 7 vs. Duke, 2020
Forced 5 or more turnovers: 7 vs. Duke, 2020
Had 5 or more turnovers: 5 at Notre Dame, 2019
Recovered 3 fumbles: 3 at Syracuse, 2022
Blocked 2 punts in a game: 2 at Miami, 2009
Blocked 2 kicks in a game: 2 at Indiana, 2018 (PAT, FG)
Blocked 2 field goals in a game: 2 vs. Richmond, 2008
Blocked a field goal: 1 vs. William & Mary, 2021
Did not punt: vs. William & Mary, 2019
Had no turnovers: vs. Duke, 2023
Had no turnovers in back-to-back games: at UNC, vs. GT, vs. Liberty, 2019
Overtime game: at Miami (FL), 2023
Recorded a Safety: at Miami, 2021
Was not penalized: at Miami (FL), 2023
Had 1 penalty: vs. Pitt, 2022
100+ penalty yards: 117 vs. Duke, 2023
10+ penalties: 12 vs. Duke, 2023
Trailed after three quarters, but rallied to win: at Louisville (17 points)
Trailed in the fourth quarter by 10+ points, but rallied to win: at Louisville, 2021 (17 points)
Trailed in a game by 15+ points, but rallied to win: at Louisville, 2021 (17 points)
Trailed in a game by 20+ points, but rallied to win: vs. North Carolina, 2002 (21 points)
Did not lose a fumble: vs. James Madison, 2023
Did not allow a sack: at Georgia Tech, 2022
90+ offensive plays: 93 vs. NC State, 2020
100+ offensive plays: 102 at BYU, 2014
45 or fewer plays: 44 vs. Georgia Tech, 2009
Recovered an Onside Kick: at Louisville, 2019
3+ One-Play Scoring Drives: 3 vs. Ohio, 2018
Multiple One-Play Scoring Drives: 2 vs. Abilene Christian, 2020

AN OPPONENT HAD...

200 yards rushing: 266, Tyler Allgeier, BYU, 2021
150 yards rushing: 162, Hassan Hall, Louisville, 2021
100 yards rushing: 117, Bhayshul Tuten, Virginia Tech, 2023
30 carries: 31, Stevie Scott, Indiana, 2018
25 carries: 29, Tyler Allgeier, at BYU, 2021
5 TDs rushing: 5, Tyler Allgeier, at BYU, 2021
4 TDs rushing: 5, Zach Abey, Navy, 2017
3 TDs rushing: 3, Kenneth Walker III, Wake Forest, 2020
2 TDs rushing: 2, Haynes King & Dontae Smith, Georgia Tech, 2023
3 TDs rushing by a QB: 3, Tevin Washington, Georgia Tech, 2012
2 TDs rushing by a QB: 2, Haynes King, Georgia Tech, 2023
QB rushed for 100 yards: 115, Braxton Burmeister, Virginia Tech, 2021
2 rushers with 100+ yards: Raheem Blackshear (169) & Braxton Burmeister (115), Virginia Tech 2021
3 rushers with 100+ yards: Zach Laskey (133), Robert Godhigh (111) & David Sims (107), Georgia Tech, 2013
2 rushers with 2 TDs: Haynes King (2) & Dontae Smith (2), Georgia Tech, 2023
50+ yard run: Jaquez Moore (58), Duke 2023
15+ receptions: 15, Josh Downs, North Carolina, 2022
10+ receptions: 11, Devontez Walker, North Carolina, 2023
200 yards receiving: 202, Jordan Addison, Pitt, 2021
150 yards receiving: 166, Josh Downs, North Carolina, 2022
100 yards receiving: 133, Da'Quan Felton, Virginia Tech, 2023
4 TDs receiving: 4, Jordan Addison, Pitt, 2021
3 TDs receiving: 3, Dyami Brown, North Carolina, 2020
2 TDs receiving: 2, Da'Quan Felton, Virginia Tech, 2023
2 receivers with 100 yards receiving: Puka Nacua (107) & Samson Nacua (107), at BYU, 2021
10+ receivers with 2 TDs: Fred Zeigler (3), Benny Galloway (2), South Carolina, 1968
90+ yard pass play: 92 (TD), Malik Cunningham to Tyler Harrell, Louisville, 2013
80+ yard pass play: 84 (TD), Kyron Drones to Da'Quan Felton, Virginia Tech, 2023
70+ yard pass play: 75 (TD), Sam Howell to Khafre Brown, North Carolina, 2021
50+ yard pass play: 58 (TD), Haynes King to Eric Singleton Jr., Georgia Tech, 2023
Attempted 50 passes: 54, Daniel Jones, Duke, 2016
Attempted 40 passes: 45, Grayson Loftis, Duke, 2023
Completed 30 passes: 32, Dennis Grosel, Boston College, 2020
Completed 25 passes: 26, Grayson Loftis, Duke, 2023
500 yards passing: 520, Dennis Grosel, Boston College, 2020
400 yards passing: 520, Dennis Grosel, Boston College, 2020
300 yards passing: 347, Drake Maye, North Carolina, 2023
250 yards passing: 270, Grayson Loftis, Duke, 2023
5 TD passes: 5, Sam Howell, North Carolina, 2021
4 TD passes: 4, Kenny Pickett, Pitt, 2021
3 TD passes: 3, Kyron Drones, Virginia Tech, 2023
Threw 5+ interceptions: 5, Daniel Jones, Duke, 2016
Threw 3+ interceptions: 3, Dennis Grosel, Boston College, 2020
400 yards total offense: 500, Kyron Drones, Virginia Tech, 2023
300 yards total offense: 386, Thomas Castellanos, Boston College, 2023
200 All-purpose yards: 213, Bhayshul Tuten, Virginia Tech, 2023
Intercepted 3 passes: 3, B.W. Webb, William & Mary, 2009
Intercepted 2 passes: 2, Tarheeb Still, Maryland, 2023
INT Return for a TD: 29 yds, Kamren Kinchens, Miami (FL), 2023
2 players with INTs for TD: M.J. Devonshire and Marquis Williams, Pitt, 2022
3 sacks: 3, Julian Okwara, Notre Dame, 2019
4+ TFLs: 4.0, Leonard Taylor, Miami, 2022
15+ Tackles: Cedric Gray (18), North Carolina, 2023
Fumble recovery for TD: Matthew Bailey 0 yard return, Illinois, 2022
Five Field Goals: 5, Andre Szmyt, Syracuse, 2022
Four Field Goals: 4, Andres Borregales, 2022
Three Field Goals: 3, Andres Borregales, Miami (FL), 2023
Missed a PAT: Brent Cimaglia, Georgia Tech 2021 (blocked)
Missed 4 or more Field Goals: 4, Sam Ficken, Penn State, 2012
Missed 3 or more Field Goals: 4, Sam Ficken, Penn State, 2012
Missed 2 or more Field Goals: 2, Caleb Griffin, Illinois, 2022
Blocked a Punt: D'Angelo Hutchinson, Louisville, 2023
Blocked Punt for a Touchdown: D'Angelor Hutchinon blocked punt and Jimmy Calloway returned it for TD, Louisville, 2023
Blocked Punt for a Safety: DeAndre Houston-Carson, William & Mary, 2015
Blocked a Field Goal: Zeek Biggers, Georgia Tech, 2022
Punt return for TD: Quadree Henderson, Pitt, 2017 (75 yards)
Free Punt return for TD: Juanyeh Thomas, Georgia Tech, 2018 (77 yards)
Kickoff return for TD: Bhayshul Tuten, Virginia Tech, 2023 (94 yards)
Two-point conversion: Jake Garcia run (OT), Miami, 2022

OPPONENT TEAM...

Scored 60 points: 66-49, at BYU, 2021
Scored 50 points: 55-17, vs. Virginia Tech, 2023
Scored 40 points: 45-17, vs. Georgia Tech, 2023
Scored 30 points: 31-24, at Louisville, 2023
Recorded a Shutout: 10-0, Virginia Tech, 2017
Was Shutout: Duke 2021
Scoreless first half: Duke 2021
Scoreless second half: William & Mary, 2023
Did not score a TD: Miami, 2022
Did not score an offensive TD: Miami, 2022
Fewer than 10 first downs: 8, William & Mary, 2019
Fewer than 5 first downs: 4, VMI, 1979
One first down: 1, Richmond, 1945
No first downs: 0, NC State, 1944
No third down conversions: 0, Notre Dame, 2015
Had 400 rushing yards: 452, Navy, 2017
Had 300 rushing yards: 305, vs. Georgia Tech, 2023
Had 200 rushing yards: 252, vs. Virginia Tech, 2023
Had fewer than 100 rushing yards: 55, at Georgia Tech, 2022
Had negative yards rushing: -7, Boston College, 2020
Had 200 yards passing: 248, vs. Virginia Tech, 2023
Had 300 yards passing: 347, at North Carolina, 2023
Had 400 yards of passing: 443, North Carolina, 2020
Had 500 yards of passing: 520, Boston College, 2020
Had fewer than 100 yards passing: 72, William & Mary, 2023
Had 700 yards of total offense: 734, at BYU, 2021
Had 600 yards of total offense: 699, North Carolina, 2021
Had 500 yards of total offense: 500, vs. Virginia Tech, 2023
Had 400 yards of total offense: 429, vs. Duke, 2023
Had fewer than 100 yards of total offense: 79, VMI, 2013
Had fewer than 200 yards of total offense: William & Mary, 2021
Kicked 5 field goals: 5, Syracuse, 2022
Had 6 or more sacks in a game: 6, vs. Virginia Tech, 2023
Had 10 or more TFL in a game: 10, vs. Virginia Tech, 2023
Had Zero TFL in a game: 0, Central Michigan, 2016
Missed Extra Point Kick: Oregon, 2013
Missed 4 or more Field Goals: 4, Penn State, 2012
Missed 3 or more Field Goals: 4, Penn State, 2012
Missed 2 or more Field Goals: 2, Illinois, 2022
Had successful Two-Point Conversion: Miami, 2022 (overtime)
Forced 5 or more turnovers: 5, Notre Dame, 2019
Scored 3 or more Defensive Touchdowns: 3, UCLA, 2014 (2 INT, 1 Fumble)
Scored 2 or more Defensive Touchdowns: 2, Pitt, 2022 (2 INT)
Had 4 or more passes intercepted: 5, Duke, 2020 (tied UVA school record)
Had 3 or more passes intercepted: 3, Boston College, 2020
Blocked 2 punts in a game: 2, Auburn, 2011
Did not punt: North Carolina, 2020
Had no turnovers: Georgia Tech, 2023
Turned the ball over 7 or more times: 7, Duke, 2020
Turned the ball over 6 or more times: 7, Duke, 2020
Turned the ball over 5 or more times: 7, Duke, 2020
Overtime game: Miami, 2023
Recorded a Safety: Virginia Tech, 2021
Was not penalized: Temple, 2004
100+ penalty yards: 116, Virginia Tech, 2023
10+ penalties: 10, Virginia Tech, 2023
Trailed after three quarters, but rallied to win: Louisville, 2023
Did not lose a fumble: at Maryland, 2023
90+ offensive plays: 93, BYU, 2013
45 or fewer plays: 44, William & Mary, 1961
Recovered an Onside Kick: Georgia Tech, 2021



RUSHING RECORDS

Attempts

- Career**—809, Thomas Jones, 1996-99
- Season**—334, Thomas Jones, 1999
 - Sr.—334, Thomas Jones, 1999
 - Jr.—265, Tiki Barber, 1995
 - Soph.—229, Gary Helman, 1969
 - Fr.—196, Antonio Rice, 1982; Wali Lundy, 2002
- Game**—39, Thomas Jones vs. Georgia Tech, 1999
 - Sr.—39, Thomas Jones vs. Georgia Tech, 1999
 - Jr.—37, John Papit vs. West Virginia, 1949
 - Soph.—37, Gary Helman vs. William & Mary, 1969
 - Fr.—34, Marcus Wilson vs. VMI, 1987

Yardage

- Career**—3998, Thomas Jones, 1996-99
- Season**—1798, Thomas Jones, 1999
 - Sr.—1798, Thomas Jones, 1999
 - Jr.—1397, Tiki Barber, 1995
 - Soph.—1020, Terry Kirby, 1990
 - Fr.—835, Howard Petty, 1983
- Game**—224, John Papit vs. Washington & Lee, 1948
 - Sr.—223, Alvin Pearman vs. Duke, 2004
 - Jr.—212, John Papit vs. West Virginia, 1949
 - Soph.—224, John Papit vs. Washington & Lee, 1948
 - Fr.—182, Howard Petty vs. Wake Forest, 1983

Consecutive Games of 100 Yards or More

- 8, Tiki Barber, 1996

Average

- Career**—6.0, John Papit, 1947-50
- Season**—7.0, Nikki Fisher, 1990 (min. 50 carries)
- Game**—34.7, Ray Brown vs. Hampden-Sydney, 1946 (min. 3 carries)

Touchdowns

- Career**—46, Gene Mayer, 1912-15
(modern record: 43, Wali Lundy, 2002-05)
- Season**—18, Gene Mayer, 1915 (modern record: 17, Wali Lundy, 2004)
 - Sr.—18, Gene Mayer, 1915
 - Jr.—17, Wali Lundy, 2004
 - Soph.—12, Wayne Taulapapa, 2019
 - Fr.—9, Kevin Parks, 2011
- Game**—5, Gene Mayer vs. North Carolina, 1912; Gene Mayer vs. Richmond, 1915 (modern record: 4, on eight occasions)
 - Sr.—5, Gene Mayer vs. Richmond, 1915
 - Jr.—4, Gene Arnette vs. Buffalo, 1967; Tiki Barber, vs. Georgia Tech, 1995
 - Soph.—4, Terry Kirby vs. William & Mary, 1990; Gary Helman vs. William & Mary, 1969
 - Fr.—5, Gene Mayer vs. North Carolina, 1912

Longest Plays—Runs

- 96 Mikell Simpson vs. Texas Tech, 2007
- 88 Bob Davis vs. N. C. State, 1964
- 81+ Tommy Vigorito vs. NC State, 1979
- 81 Tiki Barber vs. Michigan, 1995
- 80+ Tiki Barber vs. Virginia Tech, 1996
- 80 Thomas Jones vs. San Jose State, 1998
- 79 Ray Brown vs. Hampden-Sydney, 1946
- 79 Barry Word vs. Georgia Tech, 1985
- 79 Cedric Peerman vs. East Carolina, 2008
- 78+ Alvin Pearman vs. Virginia Tech, 2004
- 75 Jordan Ellis vs. Ohio, 2018
- 73 Terry Kirby vs. Wake Forest, 1992
- 72 Grover Jones vs. Hampden-Sydney, 1946
- 72+ Kent Merritt vs. Clemson, 1973
- 72 Greg Taylor vs. VMI, 1979
- 71 George Grimes vs. VMI, 1947
- 71 Harold Hoak vs. North Carolina, 1952
- 71 Kent Merritt vs. Clemson, 1971
- 71+ Thomas Jones vs. Florida State, 1999
- 71+ Albert Reid vs. Pitt, 2015
- 70+ Tommy Vigorito vs. Maryland, 1978
- 70 Michael Johnson vs. Syracuse, 2005
- +Non-scoring play *indicates active player



John Papit has three of the top-15 rushing games in UVA history.

Career Rushing Leaders

Player	Years	Att.	Yds	Avg.	TD
1. Thomas Jones	1996-99	809	3998	4.9	36
2. Tiki Barber	1993-96	651	3389	5.2	31
3. Terry Kirby	1989-92	567	3348	5.9	24
4. John Papit	1947-50	537	3238	6.0	27
5. Kevin Parks	2011-14	728	3219	4.4	29
6. Wali Lundy	2002-05	742	3193	4.3	43
7. Tommy Vigorito	1977-80	648	2913	4.5	15
8. Frank Quayle	1966-68	514	2695	5.2	28
9. Jim Bakhtiar	1955-57	555	2434	4.4	13
10. Alvin Pearman	2001-04	500	2394	4.8	19
11. Barry Word	1982-85	405	2257	5.6	17
12. Marcus Wilson	1987-89	484	2219	4.6	13
13. Antwoine Womack	97-98, 00-01	429	2207	5.1	13
14. Howard Petty	1983-85	484	2171	4.5	21
15. Kevin Brooks	1992-95	447	2082	4.7	17

Season Rushing Leaders

Player	Year	Att.	Yds.	Avg.	TD
1. Thomas Jones	1999	334	1798	5.4	16
2. Tiki Barber	1995	265	1397	5.3	14
3. Tiki Barber	1996	250	1360	5.4	14
4. Thomas Jones	1998	238	1303	5.5	13
5. Barry Word	1985	207	1224	5.9	6
6. John Papit	1949	197	1214	6.2	9
7. Frank Quayle	1968	175	1213	6.9	12
8. Terry Kirby	1992	175	1130	6.5	6
9. Marcus Wilson	1989	223	1098	4.9	4
10. Tommy Vigorito	1979	184	1045	5.7	6
11. Alvin Pearman	2004	195	1037	5.3	10
12. Kevin Parks	2013	227	1031	4.5	11
13. Antwoine Womack	2000	210	1028	4.9	9
14. Jordan Ellis	2018	215	1026	4.8	10
15. Terry Kirby	1990	165	1020	6.2	7

Single Game Rushing Leaders

Player	Att.	Yds.	Avg.	TD
1. John Papit vs. Washington & Lee, 1948	16	224	14.0	3
2. Alvin Pearman vs. Duke, 2004	38	223	5.9	1
3. Frank Quayle vs. Maryland, 1966	25	221	8.9	1
Thomas Jones vs. NC State, 1999	38	221	5.8	3
Thomas Jones vs. Buffalo, 1999	32	221	6.9	1
6. Frank Quayle vs. Maryland, 1968	29	216	7.5	3
7. Bill Dudley vs. North Carolina, 1941	17	215	12.7	3
8. Terry Kirby vs. Wake Forest, 1992	24	214	8.9	2
9. Thomas Jones vs. Georgia Tech, 1999	39	213	5.5	2
10. John Papit vs. West Virginia, 1949	37	212	5.7	1
11. Jim Bakhtiar vs. VMI, 1956	27	210	7.8	1
Thomas Jones vs. Brigham Young, 1999	35	210	6.0	2
13. Terry Kirby vs. Duke, 1992	28	207	7.4	0
Thomas Jones vs. Georgia Tech, 1998	27	207	7.7	2
15. John Papit vs. Geo. Washington, 1949	26	203	7.8	3
Thomas Jones vs. San Jose State, 1998	23	203	8.8	2

100-Yard Rushers

Date	Opponent	Att.	Yds.	Avg.	TD
Tiki Barber (19)					
Sept. 3, 1994	Florida State	12	108	9.0	0
Oct. 15, 1994	Georgia Tech	22	123	5.6	1
Aug. 26, 1995	Michigan	12	113	9.4	1
Sept. 9, 1995	NC State	24	130	5.4	1
Sept. 16, 1995	Georgia Tech	20	119	6.0	4
Sept. 23, 1995	Clemson	27	111	4.1	1
Oct. 14, 1995	Duke	30	185	6.2	1
Oct. 21, 1995	Texas	27	123	4.6	0
Nov. 2, 1995	Florida State	31	193	6.2	1
Nov. 11, 1995	Maryland	27	116	4.3	1
Sept. 7, 1996	Central Michigan	16	147	9.2	2
Sept. 14, 1996	Maryland	29	123	4.2	2
Sept. 21, 1996	Wake Forest	22	113	5.1	1
Sept. 28, 1996	Texas	25	121	4.8	3
Oct. 5, 1996	Georgia Tech	24	123	5.1	1
Oct. 19, 1996	NC State	17	132	7.8	2
Oct. 26, 1996	Florida State	21	150	7.1	1
Nov. 2, 1996	Duke	24	128	5.3	2
Nov. 29, 1996	Virginia Tech	21	162	7.7	0

Date	Opponent	Att.	Yds.	Avg.	TD
Thomas Jones (18)					
Sept. 13, 1997	Richmond	18	117	6.5	1
Oct. 11, 1997	Clemson	27	100	3.7	1
Nov. 29, 1997	Virginia Tech	22	102	4.6	1
Sept. 3, 1998	Auburn	21	100	4.8	1
Sept. 19, 1998	Clemson	24	118	4.9	1
Oct. 3, 1998	San Jose State	23	203	8.8	2
Oct. 17, 1998	Georgia Tech	27	207	7.7	2
Oct. 24, 1998	NC State	21	117	5.6	2
Oct. 31, 1998	Wake Forest	24	142	5.9	1
Nov. 14, 1998	North Carolina	35	180	5.1	1
Sept. 4, 1999	North Carolina	35	149	4.3	1
Sept. 18, 1999	Wake Forest	24	164	6.8	3
Sept. 25, 1999	Brigham Young	35	210	6.0	2
Oct. 9, 1999	Duke	31	185	6.0	2
Oct. 16, 1999	NC State	38	221	5.8	3
Oct. 30, 1999	Florida State	26	164	6.3	1
Nov. 6, 1999	Georgia Tech	39	213	5.5	2
Nov. 13, 1999	Buffalo	32	221	6.9	1

John Papit (15)					
Oct. 2, 1948	Virginia Tech	10	106	10.6	1
Oct. 16, 1948	Washington & Lee	16	224	14.0	3
Oct. 23, 1948	VMI	21	112	5.3	0
Nov. 13, 1948	West Virginia	21	109	5.2	0
Sept. 24, 1949	George Washington	26	203	7.8	2
Oct. 1, 1949	Miami (Ohio)	26	196	7.5	2
Oct. 15, 1949	Washington & Lee	20	133	6.7	1
Oct. 22, 1949	VMI	14	157	11.2	1
Oct. 29, 1949	West Virginia	37	212	5.7	1
Nov. 19, 1949	Tulane	19	113	5.9	0
Oct. 14, 1950	Washington & Lee	24	136	5.7	1
Oct. 28, 1950	West Virginia	19	113	5.9	1
Nov. 4, 1950	The Citadel	27	157	5.8	2
Nov. 11, 1950	William & Mary	29	171	5.9	1
Dec. 2, 1950	North Carolina	17	141	8.3	2

Terry Kirby (14)					
Sept. 22, 1990	Duke	12	112	9.3	1
Sept. 29, 1990	William & Mary	23	188	8.2	4
Oct. 13, 1990	NC State	15	112	7.5	0
Oct. 20, 1990	Wake Forest	18	101	5.6	0
Nov. 3, 1990	Georgia Tech	15	104	6.9	0
Oct. 5, 1991	Kansas	14	107	7.6	1
Oct. 26, 1991	Wake Forest	14	125	8.9	1
Nov. 2, 1991	VMI	18	121	6.7	2
Sept. 5, 1992	Maryland	17	120	7.1	0
Sept. 19, 1992	Georgia Tech	22	135	6.1	1
Sept. 26, 1992	Duke	28	207	7.4	0
Oct. 3, 1992	Wake Forest	24	214	8.9	2
Oct. 10, 1992	Clemson	26	132	5.1	0
Nov. 21, 1992	Virginia Tech	26	185	7.1	2

Annual Rushing Leaders

Year	Player	Att.	Yds.	Avg.	TD
1940	Bill Dudley	106	469	4.4	3
1941	Bill Dudley	155	968	6.1	17
1942	Herb Munhall	46	117	2.5	3
1944	John Duda	125	716	5.7	7
1946	Ray Brown	60	387	6.5	6
1947	Grover Jones	89	446	5.0	9
1948	John Papit	134	885	6.6	5
1949	John Papit	197	1214	6.2	9
1950	John Papit	167	949	5.7	8
1951	Bobby Pate	100	440	4.4	4
1952	Gerry Furst	115	699	6.1	5
1953	Henry Strempek	93	315	3.4	2
1954	Herb Hartwell	93	390	4.2	4
1955	Jim Bakhtiar	158	733	4.6	4
1956	Jim Bakhtiar	203	879	4.3	3
1957	Jim Bakhtiar (led ACC)	194	822	4.2	6
1958	Tom Gravins	56	258	4.6	2
1959	Tom Gravins	86	359	4.2	4
1960	Fred Shepherd (led ACC)	126	529	4.2	4
1961	Doug Thomson	70	294	4.2	2
1962	Ted Rzempoluch	77	347	4.5	3
1963	John Pincavage	61	256	4.2	2
1964	Bob Davis	84	427	5.1	8
1965	Carroll Jarvis	106	385	3.6	4
1966	Frank Quayle	162	727	4.5	7
1967	Jeff Anderson	183	774	4.2	3
1968	Frank Quayle (led ACC)	175	1213	6.9	12
1969	Gary Helman	229	851	3.7	7
1970	Gary Helman	172	743	4.3	7
1971	Kent Merritt	189	828	4.4	3
1972	Kent Merritt	118	575	4.9	1
1973	Billy Copeland	130	700	5.4	4
1974	Joe Sroba	167	632	3.8	4
1975	David Sloan	176	848	4.8	6
1976	Raymond Keys	120	505	4.2	3
1977	Bill Harris	119	339	2.8	1
1978	Tommy Vigorito	168	800	4.8	4
1979	Tommy Vigorito	184	1045	5.7	6
1980	Tommy Vigorito	201	742	3.7	4
1981	Derek Jenkins	118	412	3.5	2
1982	Antonio Rice	196	764	3.9	6
1983	Howard Petty	169	835	4.9	7
1984	Howard Petty	170	811	4.8	8
1985	Barry Word (led ACC)	207	1224	5.9	6
1986	Durwin Greggs	83	404	4.9	2
1987	Marcus Wilson	172	692	4.0	7
1988	Marcus Wilson	89	429	4.8	2
1989	Marcus Wilson	223	1098	4.9	4
1990	Terry Kirby (led ACC)	165	1020	6.2	7
1991	Terry Kirby	164	887	5.4	7
1992	Terry Kirby (led ACC)	175	1130	6.5	6
1993	Jerrold Washington	162	871	5.4	5
1994	Kevin Brooks	173	741	4.3	8
1995	Tiki Barber	265	1397	5.3	14
1996	Tiki Barber (led ACC)	250	1360	5.4	14
1997	Thomas Jones	201	692	3.4	4
1998	Thomas Jones (led ACC)	238	1303	5.5	13
1999	Thomas Jones (led ACC)	334	1798	5.4	16
2000	Antwoine Womack (led ACC)	210	1028	4.9	9
2001	Alvin Pearman	88	371	4.2	1
2002	Wali Lundy	196	826	4.2	6
2003	Wali Lundy	227	929	4.1	10
2004	Alvin Pearman	195	1037	5.3	10
2005	Wali Lundy	144	574	4.0	10
2006	Jason Snelling	183	772	4.2	7
2007	Cedric Peerman	113	585	5.2	5
2008	Cedric Peerman	153	774	5.1	7
2009	Rashawn Jackson	96	461	4.8	2
2010	Keith Payne	160	749	4.7	14
2011	Perry Jones	184	915	5.0	5
2012	Kevin Parks	160	734	4.6	5
2013	Kevin Parks	227	1031	4.5	11
2014	Kevin Parks	189	745	4.4	4
2015	Taquan Mizzell	163	671	4.1	4
2016	Taquan Mizzell	187	940	5.0	5
2017	Jordan Ellis	215	836	3.9	6
2018	Jordan Ellis	215	1026	4.8	10
2019	Bryce Perkins	227	769	3.4	11
2020	Brennan Armstrong	126	552	4.4	5
2021	Wayne Taulapapa	62	324	5.2	2
2022	Brennan Armstrong	123	371	3.0	6
2023	Perris Jones	76	393	5.2	2



Date	Opponent	Att.	Yds.	Avg.	TD
Kevin Parks (11)					
Sept. 3, 2011	William & Mary	16	114	7.1	3
Oct. 13, 2012	Maryland	17	129	7.6	0
Nov. 3, 2012	NC State	25	115	4.6	1
Sept. 21, 2013	VMI	17	135	7.9	2
Oct. 5, 2013	Ball State	16	104	6.5	2
Oct. 12, 2013	Maryland	28	112	4.0	1
Nov. 9, 2013	North Carolina	24	100	4.2	1
Nov. 23, 2013	Miami	26	130	5.0	1
Nov. 30, 2013	Virginia Tech	17	105	6.2	0
Oct. 4, 2014	Pitt	29	169	5.8	1
Oct. 25, 2014	North Carolina	25	111	4.4	1

Wali Lundy (11)					
Sept. 21, 2002	Akron	15	102	6.8	0
Oct. 19, 2002	North Carolina	18	108	6.0	1
Nov. 30, 2002	Virginia Tech	29	127	4.4	0
Dec. 28, 2002	West Virginia	22	127	5.8	2
Sept. 13, 2003	Western Michigan	27	123	4.6	2
Sept. 27, 2003	Wake Forest	27	137	5.1	0
Oct. 4, 2003	North Carolina	28	129	4.6	3
Sept. 4, 2004	Temple	25	104	4.2	3
Sept. 18, 2004	Akron	22	142	6.5	3
Nov. 6, 2004	Maryland	24	107	4.5	2
Nov. 5, 2005	Temple	19	113	5.9	4

Frank Quayle (10)					
Nov. 19, 1966	Maryland	25	221	8.8	1
Nov. 26, 1966	North Carolina	21	126	6.0	3
Sept. 30, 1967	Buffalo	14	151	10.8	0
Oct. 7, 1967	Wake Forest	19	101	5.3	1
Sept. 28, 1968	VMI	11	175	15.9	1
Oct. 5, 1968	Davidson	17	153	9.0	1
Oct. 12, 1968	Duke	15	182	12.1	1
Nov. 9, 1968	North Carolina	18	148	8.2	2
Nov. 16, 1968	Tulane	20	121	6.1	2
Nov. 23, 1968	Maryland	29	216	7.4	3

Tommy Vigorito (10)					
Sept. 23, 1978	Army	27	180	6.7	1
Nov. 4, 1978	West Virginia	15	100	6.7	0
Nov. 11, 1978	Maryland	21	146	7.0	0
Sept. 15, 1979	NC State	17	192	11.3	2
Sept. 22, 1979	VMI	22	120	5.5	0
Sept. 29, 1979	Duke	17	126	7.4	1
Oct. 13, 1979	James Madison	10	118	11.8	2
Sept. 13, 1980	Navy	33	122	3.7	0
Oct. 4, 1980	West Virginia	25	114	4.6	2
Nov. 8, 1980	Rutgers	23	111	4.8	0

Barry Word (10)					
Oct. 6, 1984	Duke	12	107	8.9	1
Oct. 20, 1984	Wake Forest	18	140	7.8	2
Sept. 14, 1985	VMI	17	136	8.0	1
Sept. 21, 1985	Georgia Tech	17	188	11.1	1
Sept. 28, 1985	Navy	21	110	5.2	0
Oct. 19, 1985	Virginia Tech	20	104	5.2	0
Oct. 26, 1985	Wake Forest	24	137	5.7	0
Nov. 2, 1985	West Virginia	26	148	5.7	0
Nov. 9, 1985	NC State	28	160	5.7	2
Nov. 16, 1985	North Carolina	33	170	5.1	1

Jim Bakhtiar (9)					
Oct. 15, 1955	VMI	22	126	5.7	1
Nov. 19, 1955	North Carolina	20	163	8.2	2
Nov. 26, 1955	South Carolina	27	152	5.6	1
Sept. 22, 1956	VMI	27	210	7.8	1
Oct. 6, 1956	Wake Forest	29	112	3.9	0
Oct. 5, 1957	Wake Forest	31	143	4.6	1
Oct. 19, 1957	Virginia Tech	28	153	5.5	4
Oct. 26, 1957	Army	30	111	3.7	1
Nov. 2, 1957	VMI	22	106	4.8	0

Date	Opponent	Att.	Yds.	Avg.	TD
Antwoine Womack (9)					
Sept. 27, 1997	North Carolina	15	108	7.2	0
Sept. 26, 1998	Duke	10	119	11.9	1
Oct. 3, 1998	San Jose State	17	142	8.4	1
Oct. 24, 1998	NC State	15	109	7.3	1
Sept. 2, 2000	Brigham Young	15	160	10.7	2
Sept. 30, 2000	Wake Forest	26	180	6.9	1
Oct. 7, 2000	Maryland	29	133	4.6	0
Nov. 25, 2000	Virginia Tech	20	134	6.7	1
Dec. 1, 2001	Penn State	31	153	4.9	0

Marcus Wilson (8)					
Oct. 3, 1987	VMI	34	129	3.8	2
Nov. 7, 1987	Georgia Tech	22	125	5.7	0
Sept. 3, 1988	William & Mary	20	102	5.1	1
Sept. 16, 1989	Georgia Tech	32	153	4.8	0
Sept. 30, 1989	William & Mary	16	134	8.4	0
Oct. 14, 1989	North Carolina	19	113	5.9	1
Oct. 21, 1989	Wake Forest	28	134	4.8	1
Oct. 28, 1989	Louisville	20	103	5.2	0

Alvin Pearman (8)					
Nov. 3, 2001	Wake Forest	19	108	5.7	0
Oct. 25, 2003	Troy State	32	138	4.3	1
Dec. 27, 2003	Pittsburgh	7	104	14.9	0
Oct. 7, 2004	Clemson	18	104	5.8	2
Oct. 23, 2004	Duke	38	223	5.9	1
Nov. 6, 2004	Maryland	31	170	5.4	0
Nov. 13, 2004	Miami	21	106	5.0	1
Nov. 27, 2004	Virginia Tech	28	147	5.3	0

Nikki Fisher (7)					
Nov. 12, 1988	North Carolina	23	139	6.0	0
Nov. 19, 1988	Maryland	24	108	4.5	1
Sept. 15, 1990	Navy	9	100	11.1	1
Sept. 29, 1990	William & Mary	14	164	11.7	2
Oct. 20, 1990	Wake Forest	15	132	8.8	1
Sept. 14, 1991	Navy	20	138	6.9	0
Nov. 23, 1991	Virginia Tech	9	106	11.8	0

Bryce Perkins (7)					
Sept. 1, 2018	Richmond	13	108	8.3	2
Sept. 8, 2018	Indiana	25	123	4.9	0
Oct. 27, 2018	North Carolina	21	112	5.3	1
Nov. 23, 2018	Virginia Tech	24	112	4.7	0
Nov. 2, 2019	North Carolina	24	112	4.7	2
Nov. 9, 2019	Georgia Tech	21	106	5.0	1
Nov. 29, 2019	Virginia Tech	19	164	8.6	2

Kent Merritt (6)					
Oct. 16, 1971	Clemson	14	127	9.1	1
Nov. 6, 1971	Virginia Tech	26	121	4.7	0
Nov. 20, 1971	Maryland	18	101	5.6	1
Oct. 7, 1972	Vanderbilt	23	115	5.0	0
Oct. 21, 1972	Clemson	14	103	7.4	0
Oct. 13, 1973	Clemson	22	145	6.6	1

Billy Copeland (6)					
Oct. 27, 1973	Wake Forest	23	155	6.7	1
Nov. 3, 1973	North Carolina	23	130	5.7	2
Nov. 17, 1973	West Virginia	24	168	7.0	0
Nov. 16, 1974	Clemson	23	119	5.2	0
Sept. 20, 1975	VMI	23	190	8.3	0
Nov. 22, 1975	Maryland	12	100	8.3	1

Howard Petty (6)					
Sept. 10, 1983	Navy	14	128	9.1	1
Oct. 22, 1983	Wake Forest	27	182	6.7	1
Nov. 5, 1983	Georgia Tech	22	106	4.8	1
Oct. 6, 1984	Duke	17	114	6.7	2
Oct. 20, 1984	Wake Forest	21	131	6.2	2
Nov. 29, 1985	Maryland	24	124	5.2	2

VIRGINIA

2024 UVA FOOTBALL

Date	Opponent	Att.	Yds.	Avg.	TD
Jerrod Washington (6)					
Oct. 17, 1992	North Carolina	20	107	5.4	0
Oct. 24, 1992	William & Mary	27	197	7.3	1
Nov. 7, 1992	NC State	15	102	6.8	0
Oct. 30, 1993	NC State	17	109	6.4	1
Nov. 6, 1993	Wake Forest	21	148	7.0	2
Nov. 20, 1993	Virginia Tech	21	129	6.1	1
Kevin Brooks (6)					
Oct. 24, 1992	William & Mary	17	124	7.3	0
Oct. 30, 1993	N.C. State	18	107	5.9	0
Oct. 8, 1994	Wake Forest	18	112	6.2	1
Nov. 19, 1994	Virginia Tech	23	108	4.7	1
Sept. 2, 1995	William & Mary	24	110	4.6	1
Nov. 11, 1995	Maryland	16	103	6.4	1
Cedric Peerman (6)					
Sept. 8, 2007	Duke	19	137	7.2	1
Sept. 15, 2007	North Carolina	30	186	6.2	1
Sept. 22, 2007	Georgia Tech	28	138	4.9	1
Oct. 4, 2008	Maryland	17	110	6.5	1
Oct. 11, 2008	East Carolina	16	173	10.8	2
Oct. 25, 2008	Georgia Tech	25	116	4.6	1
Jeff Anderson (5)					
Oct. 28, 1967	VMI	32	175	5.5	1
Nov. 11, 1967	North Carolina	21	106	5.0	1
Oct. 5, 1968	Davidson	25	131	5.2	2
Oct. 12, 1968	Duke	24	183	7.6	3
Nov. 16, 1968	Tulane	23	132	5.7	1
Gary Helman (5)					
Sept. 27, 1969	Duke	32	158	4.9	0
Oct. 4, 1969	William & Mary	37	148	4.0	4
Oct. 11, 1969	VMI	22	162	7.4	1
Nov. 7, 1970	NC State	23	110	4.8	1
Nov. 14, 1970	Colgate	21	120	5.7	1
Greg Taylor (5)					
Sept. 30, 1978	VMI	15	100	6.7	0
Sept. 8, 1979	Richmond	19	149	7.8	3
Sept. 22, 1979	VMI	20	133	6.7	1
Sept. 29, 1979	Duke	17	107	6.3	1
Oct. 13, 1979	James Madison	17	157	9.2	1
Jordan Ellis (5)					
Oct. 14, 2017	North Carolina	27	136	5.0	0
Sept. 1, 2018	Richmond	20	146	7.3	2
Sept. 15, 2018	Ohio	19	171	9.0	3
Nov. 10, 2018	Liberty	25	106	4.2	1
Dec. 29, 2018	South Carolina	26	106	4.1	1
Bill Dudley (4)					
Sept. 20, 1941	Hampden-Sydney	18	152	8.4	4
Nov. 1, 1941	Virginia Tech	25	132	5.3	2
Nov. 15, 1941	Lehigh	22	167	7.6	1
Nov. 20, 1941	North Carolina	17	215	12.6	3
Gerry Furst (4)					
Oct. 6, 1951	Virginia Tech	10	102	10.2	0
Oct. 18, 1952	VMI	14	138	9.9	1
Nov. 22, 1952	Washington & Lee	23	148	6.4	0
Nov. 29, 1952	William & Mary	13	124	9.5	1
Kevin Morgan (4)					
Oct. 5, 1985	Duke	18	128	7.1	0
Nov. 29, 1985	Maryland	24	129	5.4	0
Nov. 8, 1986	NC State	20	104	5.2	0
Sept. 26, 1987	Duke	18	127	7.1	0
Perry Jones (4)					
Oct. 1, 2011	Idaho	21	110	5.2	1
Oct. 15, 2011	Georgia Tech	18	149	8.3	0
Nov. 5, 2011	Maryland	22	139	6.3	2
Oct. 6, 2012	Duke	18	127	7.1	0

Date	Opponent	Att.	Yds.	Avg.	TD
Taquan Mizzell (4)					
Oct. 24, 2015	North Carolina	24	117	4.9	0
Oct. 22, 2016	North Carolina	19	106	5.6	1
Nov. 19, 2016	Georgia Tech	24	131	5.5	0
Nov. 26, 2016	Virginia Tech	22	113	5.1	0
Raymond Keys (3)					
Oct. 30, 1976	VMI	32	114	3.6	1
Nov. 6, 1976	Lehigh	22	129	5.9	0
Nov. 13, 1976	North Carolina	20	100	5.0	1
Quentin Walker (3)					
Oct. 25, 1980	Wake Forest	22	108	4.9	0
Nov. 1, 1980	Tennessee	19	114	6.0	0
Sept. 18, 1982	James Madison	25	117	4.7	0
Antonio Rice (3)					
Oct. 23, 1982	Wake Forest	32	129	4.0	1
Oct. 30, 1982	VMI	29	153	5.3	1
Nov. 6, 1982	Georgia Tech	25	136	5.4	2
Jason Snelling (3)					
Nov. 5, 2005	Temple	17	126	7.4	2
Oct. 7, 2006	East Carolina	16	103	6.4	1
Oct. 19, 2006	North Carolina	19	131	6.9	1
Mikell Simpson (3)					
Oct. 20, 2007	Maryland	16	119	7.4	2
Jan. 1, 2008	Texas Tech	20	170	8.5	1
Oct. 3, 2009	North Carolina	20	100	5.0	1
Keith Payne (3)					
Sept. 4, 2010	Richmond	16	114	7.1	4
Oct. 16, 2010	North Carolina	23	107	4.7	1
Nov. 6, 2010	Duke	22	121	5.5	2
John Duda (2)					
Sept. 23, 1944	Hampden-Sydney	15	157	10.5	3
Oct. 28, 1944	VMI	23	124	5.4	0
Bob Davis (2)					
Oct. 24, 1964	NC State	7	133	19.0	1
Nov. 13, 1965	Georgia Tech	17	124	7.3	2
Joe Sroba (2)					
Oct. 5, 1974	Georgia Tech	32	159	5.0	0
Oct. 12, 1974	NC State	29	125	4.3	0
David Sloan (2)					
Oct. 4, 1975	North Carolina	26	153	5.9	1
Oct. 11, 1975	South Carolina	27	166	6.1	1
Steve Morse (2)					
Sept. 15, 1984	VMI	11	113	10.3	0
Nov. 3, 1984	West Virginia	18	141	7.8	1
Charles Way (2)					
Sept. 4, 1993	Maryland	21	136	6.5	3
Nov. 25, 1994	NC State	28	132	4.7	1
Albert Reid (2)					
Nov. 28, 2015	Virginia Tech	9	103	11.4	1
Sept. 10, 2016	Oregon	15	126	8.4	1
Perris Jones (2)					
Sept. 3, 2022	Richmond	19	104	5.5	1
Oct. 7, 2023	William & Mary	12	134	11.2	0
Dick Davis (1)					
Nov. 11, 1944	Richmond	18	111	6.2	2
Ray Brown (1)					
Sept. 28, 1946	Hampden-Sydney	3	104	34.7	1
Billy Pennel (1)					
Oct. 18, 1947	Washington & Lee	12	100	8.3	2



Date	Opponent	Att.	Yds.	Avg.	TD	Date	Opponent	Att.	Yds.	Avg.	TD
Grover Jones (1) Oct. 23, 1948	VMI	17	104	6.1	0	Michael Johnson (1) Sept. 19, 2004	Akron	6	102	17.0	0
Buddy Shoaf (1) Oct. 8, 1949	Virginia Tech	12	105	8.8	2	Marques Hagans (1) Sept. 17, 2005	Syracuse	14	110	7.9	0
Jim Ashwell (1) Nov. 17, 1951	South Carolina	14	107	7.6	1	Vic Hall (1) Nov. 29, 2008	Virginia Tech	16	109	6.8	2
Bob Tata (1) Oct. 18, 1952	VMI	20	119	6.0	1	Jameel Sewell (1) Nov. 28, 2009	Virginia Tech	17	104	6.1	1
Henry Strempek (1) Nov. 21, 1953	North Carolina	24	121	5.0	1	Daniel Hamm (1) Sept. 21, 2013	VMI	21	136	6.5	2
Ralph Kneeland (1) Nov. 19, 1955	North Carolina	13	110	8.5	0	Brennan Armstrong (1) Dec. 5, 2020	Boston College	17	130	7.7	1
Wilson Tinsley (1) Nov. 26, 1955	South Carolina	14	119	8.5	1	Sept. 3, 2022	Richmond	10	105	10.5	1
Fred Shepherd (1) Sept. 24, 1960	William & Mary	17	103	6.1	0	Two 100-Yard Rushers in a Game					
Carroll Jarvis (1) Oct. 10, 1964	VMI	21	146	7.0	0	VMI, 1948John Papit 112, Grover Jones 104					
Gene Arnette (1) Sept. 30, 1967	Buffalo	11	119	10.8	4	VMI, 1952Gerry Furst 138, Bob Tata 119					
Jim Lacey (1) Nov. 8, 1969	Wake Forest	23	111	4.8	1	North Carolina, 1955.....Jim Bakhtiar 163, Ralph Kneeland 110					
Scott Gardner (1) Nov. 22, 1975	Maryland	15	120	8.0	1	South Carolina, 1955Jim Bakhtiar 152, Wilson Tinsley 119					
Dave Hall (1) Oct. 25, 1980	Wake Forest	16	104	6.5	2	Buffalo, 1967Frank Quayle 151, Gene Arnette 119					
Darren Goode (1) Oct. 24, 1981	Wake Forest	20	127	6.4	0	Davidson, 1968 Frank Quayle 153, Jeff Anderson 131					
Derek Jenkins (1) Oct. 15, 1983	VMI	12	107	8.9	1	Duke, 1968 Jeff Anderson 183, Frank Quayle 182					
Chris Warren (1) Sept. 6, 1986	South Carolina	14	105	7.5	1	Tulane, 1968 Jeff Anderson 132, Frank Quayle 121					
Durwin Greggs (1) Nov. 8, 1986	NC State	29	177	6.1	0	Maryland, 1975 Scott Gardner 120, Billy Copeland 100					
Shawn Moore (1) Nov. 18, 1989	Maryland	18	121	6.7	2	VMI, 1979Greg Taylor 133, Tommy Vigorito 120					
Marquis Weeks (1) Nov. 16, 2002	NC State	19	129	6.8	0	Duke, 1979Tommy Vigorito 126, Greg Taylor 107					
						James Madison, 1979.....Greg Taylor 157, Tommy Vigorito 118					
						Wake Forest, 1980Quentin Walker 108, Dave Hall 104					
						Duke, 1984Howard Petty 114, Barry Word 107					
						Wake Forest, 1984Barry Word 140, Howard Petty 131					
						Maryland, 1985Kevin Morgan 129, Howard Petty 124					
						NC State, 1986.....Durwin Greggs 177, Kevin Morgan 104					
						William & Mary, 1990Terry Kirby 188, Nikki Fisher 164					
						Wake Forest, 1990Nikki Fisher 132, Terry Kirby 101					
						William & Mary, 1992Jerrod Washington 197, Tommy Vigorito 124					
						NC State, 1993.....Jerrod Washington 109, Kevin Brooks 107					
						Maryland, 1995Tiki Barber 116, Kevin Brooks 103					
						San Jose State, 1998.....Thomas Jones 203, Antwoine Womack 142					
						NC State, 1998.....Thomas Jones 117, Antwoine Womack 109					
						Akron, 2004.....Wali Lundy 142, Michael Johnson 102					
						Maryland, 2004Alvin Pearman 170, Wali Lundy 102					
						Temple, 2005 Jason Snelling 126, Wali Lundy 113					
						VMI, 2013 Daniel Hamm 136, Kevin Parks 135					
						Richmond, 2018 Jordan Ellis 147, Bryce Perkins 108					
						Richmond, 2022Brennan Armstrong 105, Perris Jones 104					



PASSING RECORDS

Attempts

Career—1,131, Brennan Armstrong, 2018-22
Season—509, Kurt Benkert, 2017

Sr.—509, Kurt Benkert, 2017
 Jr.—500, Brennan Armstrong, 2021
 Soph.—427, David Watford, 2013
 Fr.—247, Jameel Sewell, 2006

Game—66, Kurt Benkert vs. Indiana, 2017
 Sr.—66, Kurt Benkert vs. Indiana, 2017
 Jr.—60, Brennan Armstrong at Louisville, 2021
 Soph.—61, David Watford vs. GT, 2013
 Fr.—48, Scott Gardner vs. UNC, 1972

Completions

Career—716, Matt Schaub, 2000-03
Season—326, Brennan Armstrong, 2021

Sr.—320, Bryce Perkins, 2019
 Jr.—326, Brennan Armstrong, 2021
 Soph.—244, David Watford, 2013
 Fr.—154, Anthony Colandrea, 2023


Game—43, David Watford vs. Georgia Tech, 2013
 Sr.—41, Matt Schaub vs. NC State, 2003
 Jr.—41, Matt Schaub vs. GT, 2002
 Soph.—43, David Watford vs. GT, 2013
 Fr.—29, Anthony Colandrea, 2023

Yards

Career—9,034, Brennan Armstrong, 2018-22
Season—4449, Brennan Armstrong, 2021

Sr.—3538, Bryce Perkins, 2019
 Jr.—4449, Brennan Armstrong, 2021
 Soph.—2671, Michael Rocco, 2011
 Fr.—1958, Anthony Colandrea, 2023

Game—554, Brennan Armstrong vs. UNC, 2021
 Sr.—455, Kurt Benkert vs. UConn, 2017
 Jr.—554, Brennan Armstrong vs. UNC, 2021
 Soph.—383, Brennan Armstrong vs. ACU, 2020
 Fr.—377, Anthony Colandrea vs. JMU, 2023



Matt Schaub is the most accurate passer in program history. He holds the school mark for career completions (716) and completion percentage (67.0)

Games Passing 200 Yards or More

Career—25, Brennan Armstrong, 2018-22
Season—12, Brennan Armstrong, 2021

Consecutive Games Passing 200 Yards or More (Season)

9, Brennan Armstrong, 2021, Matt Schaub, 2003; Kurt Benkert, 2017; Bryce Perkins, 2019

Games Passing 300 Yards or More

Career—12, Brennan Armstrong, 2018-21
Season—10, Brennan Armstrong, 2021

Consecutive Games Passing 300 Yards or More (Season)

6, Brennan Armstrong, 2021

Games Passing 400 Yards or More

Career—6, Brennan Armstrong, 2021
Season—6, Brennan Armstrong, 2021

Consecutive Games Passing 400 Yards or More (Season)

4, Brennan Armstrong, 2021

Consecutive Games With a Touchdown Pass

18, Brennan Armstrong, 2020-22

Consecutive Passes Without An Interception—Season

224, Matt Blundin, 1991

Consecutive Passes Without An Interception—Career

231, Matt Blundin, 1990-91

Consecutive Completions

Career—18, Michael Rocco, 2012
Game—18, Michael Rocco vs. Miami, 2012

Completion Percentage

Career—67.0, Matt Schaub, 2000-03, (min. 250 attempts)
Season—69.7 (281-403), Matt Schaub, 2003 (min. 100 attempts)
Game—93.3 (14-15), Shawn Moore vs. Duke, 1989 (min. 15 attempts)

Touchdowns

Career—58, Brennan Armstrong, 2018-22
Season—31, Brennan Armstrong, 2021
Game—6, Dan Ellis vs. Buffalo, 1999

Interceptions

Career—59, Scott Gardner, 1972-75
Season—19, Scott Gardner, 1975
Game—5, Charlie Harding vs. Richmond, 1952; George Allen vs. Maryland, 1972; Wayne Schuchts vs. Navy, 1983

Longest Pass Plays (75 yards or more)

- 97 Harry Martin to Bus Male to John Leys, Navy, 1935
- 93 Wayne Schuchts to Nick Merrick, Wake Forest, 1982
- 92 Stan Fischer to Joe Kehoe, Navy, 1960
- 91+ Matt Blundin to Tyrone Davis, N.C. State, 1991
- 90 Scott Gardner to Harrison Davis, UNC, 1973
- 90 Emmanuel Byers to Deyon Williams, Miami, 2005
- 90 Brennan Armstrong to Lavel Davis Jr., ACU, 2020
- 89 Kevin Ferguson to John Ford, VMI, 1984
- 88 Todd Kirtley to Cole Egan, Rutgers, 1980
- 87 Symmion Willis to Larry Holmes, Ohio, 1993
- 86 Bryce Perkins to Olamide Zaccheaus, Ohio, 2018
- 85 Bob Davis to Frank Quayle, VMI, 1966
- 85 Wayne Schuchts to Barry Word, Wake Forest, 1983
- 84 Dan Ellis to Thomas Jones, Buffalo, 1999
- 84+ Kurt Benkert to David Eldridge, Duke, 2016
- 83+ Sonny Randle to Dave Graham, UNC, 1957
- 83 Shawn Moore to Herman Moore, N.C. State, 1990
- 82 Mike Groh to Demetrius "Pete" Allen, Duke, 1995
- 82 Kurt Benkert to Olamide Zaccheaus, CMU, 2016
- 81 Kurt Benkert to Olamide Zaccheaus, UNC, 2017
- 80 Wayne Schuchts to Quentin Walker, Duke, 1983
- 80 Matt Johns to Taquan Mizell, W&M, 2015
- 78 Michael Rocco to Perry Jones, Miami (Fla.), 2011
- 77 Brennan Armstrong to Dontayvion Wicks, Georgia Tech, 2021
- 77 Bryce Perkins to Olamide Zaccheaus, Ohio, 2018
- 76 Whitey Michels to Steve Osisek, VMI 1949
- 76 Mike Groh to Patrick Jeffers, Clemson, 1995
- 76 Marc Verica to Kris Burd, Florida State, 2010
- 75 Bill Troup to Joe Smith, William & Mary, 1970
- 75 Matt Blundin to Herman Moore, Clemson, 1989
- 75 Matt Johns to T.J. Thorpe, Boise State, 2015
- 75 Kurt Benkert to Joe Reed, Miami, 2017
- 75 Bryce Perkins to Joe Reed, Virginia Tech, 2018
- 75 Anthony Colandrea to Kobe Pace, JMU, 2023

+Non-scoring play

Career TD Passes

Player	TD
1. Brennan Armstrong, 2018-22	58
2. Matt Schaub, 2000-03	56
3. Shawn Moore, 1987-90	55
4. Bryce Perkins, 2018-19	47
5. Kurt Benkert, 2016-17	46
6. Scott Gardner, 1972-75	33
Aaron Brooks, 1995-98	33
8. Matt Johns, 2013-16	30
9. Mike Groh, 1992-95	29
10. Dan Ellis, 1997-00	28

Season TD Passes

Player	TD
1. Brennan Armstrong, 2021	31
2. Matt Schaub, 2002	28
3. Kurt Benkert, 2017	25
Bryce Perkins, 2018	25
5. Bryce Perkins, 2019	22
6. Shawn Moore, 1990	21
Bobby Goodman, 1992	21
Kurt Benkert, 2016	21
9. Aaron Brooks, 1997	20
Dan Ellis, 1999	20
Matt Johns, 2015	20
12. Matt Blundin, 1991	19
Symmion Willis, 1993	19
14. Shawn Moore, 1989	18
Matt Schaub, 2003	18
Brennan Armstrong, 2020	18



Career Passing Leaders

Player	Years	C-A	Yards	Int	TD
1. Brennan Armstrong	2018-22	685-1131	9034	34	58
2. Matt Schaub	2000-03	716-1069	7502	26	56
3. Shawn Moore	1987-90	421-762	6629	32	55
4. Bryce Perkins	2018-19	545-845	6218	21	47
5. Kurt Benkert	2016-17	526-915	5759	20	46
6. Jameel Sewell	2006-07, '09	514-903	5366	22	24
7. Scott Gardner	1972-75	390-816	5218	59	33
8. Aaron Brooks	1995-98	357-651	5118	24	33
9. Marc Verica	2007-10	487-813	4992	31	22
10. Marques Hagans	2002-05	408-655	4877	18	27
11. Michael Rocco	2010-12	396-657	4731	24	27
12. Mike Groh	1992-95	339-582	4366	18	29
13. Matt Johns	2013-16	372-628	4233	27	30
14. Dan Ellis	1997-00	291-507	3974	16	28
15. Don Majkowski	1983-86	286-579	3901	29	22

Season Passing Leaders

Player	Years	C-A	Yards	Int	TD
1. Brennan Armstrong	2021	326-500	4449	10	31
2. Bryce Perkins	2019	320-496	3538	12	22
3. Kurt Benkert	2017	298-509	3207	9	25
4. Matt Schaub	2002	288-418	2976	7	28
5. Matt Schaub	2003	281-403	2952	10	18
6. Matt Johns	2015	247-403	2810	17	20
7. Marc Verica	2010	233-396	2799	14	14
8. Bryce Perkins	2018	225-349	2680	9	25
9. Michael Rocco	2011	222-366	2671	12	13
10. Kurt Benkert	2016	228-406	2552	11	21
11. Mike Groh	1995	182-330	2510	10	15
12. Marques Hagans	2005	213-343	2492	12	14
13. Symmion Willis	1993	165-276	2347	14	19
14. Aaron Brooks	1998	156-290	2319	9	12
15. Scott Secules	1987	174-296	2311	8	12

Single Game Passing Leaders

Player vs. Opponent	C-A	Yds	Int	TD
1. Brennan Armstrong vs. UNC, 2021	39-54	554	1	4
2. Brennan Armstrong vs. Louisville, 2021	40-60	487	2	3
3. Brennan Armstrong at Pitt, 2021	36-49	487	1	3
4. Kurt Benkert vs. UConn, 2017	30-40	455	1	3
5. Kurt Benkert vs. Central Michigan, 2016	27-43	421	1	5
6. Marc Verica vs. Duke, 2010	24-46	417	3	4
7. Brennan Armstrong vs. Wake Forest, 2021	33-59	407	1	2
8. Brennan Armstrong vs. Illinois, 2021	27-36	405	1	5
9. Brennan Armstrong vs. Virginia Tech, 2021	29-45	405	1	1
10. Brennan Armstrong vs. Georgia Tech, 2021	29-43	396	0	4
11. Matt Schaub vs. N.C. State, 2003	41-55	393	1	4
12. Aaron Brooks vs. Virginia Tech, 1997	23-34	390	0	4
13. Kurt Benkert at Miami (Fla.), 2017	28-37	384	1	4
14. Brennan Armstrong vs. ACU, 2020	16-23	383	0	4
15. Bryce Perkins vs. Ohio, 2018	25-30	379	0	3

Single Game TD Passes

Player	TD
1. Dan Ellis vs. Buffalo, 1999	6
2. Bobby Goodman vs. Navy, 1992	5
Symmion Willis vs. Ohio, 1993	5
Bryson Spinner vs. Georgia Tech, 2001	5
Matt Schaub vs. Akron, 2002	5
Kurt Benkert vs. Central Michigan, 2016	5
Brennan Armstrong vs. Illinois, 2021	5
7. Tabb Gillette vs. Washington & Lee, 1942	4
Bob Davis vs. VMI, 1966	4
Gene Arnette vs. Tulane, 1968	4
Scott Gardner vs. Navy, 1974	4
Scott Gardner vs. William & Mary, 1974	4
Shawn Moore vs. Navy, 1990	4
Bobby Goodman vs. Clemson, 1992	4
Mike Groh vs. Duke, 1995	4
Aaron Brooks vs. Georgia Tech, 1997	4
Aaron Brooks vs. Virginia Tech, 1997	4
Matt Schaub vs. N.C. State, 2003	4
Marques Hagans vs. Duke, 2005	4
Marc Verica vs. Duke, 2010	4
Michael Rocco vs. Miami, 2012	4
Matt Johns vs. Louisville, 2015	4
Kurt Benkert at Miami, 2017	4
Bryce Perkins vs. Florida, 2019	4
Brennan Armstrong vs. Abilene Christian, 2020	4
Brennan Armstrong vs. North Carolina, 2021	4
Brennan Armstrong vs. Georgia Tech, 2021	4
Brennan Armstrong vs. BYU, 2021	4

Annual Passing Leaders

Year	Player	Comp	Att.	Pct.	Yds	Int	TD
1940	Bill Dudley	67	140	.479	722	9	9
1941	Bill Dudley	57	107	.533	856	8	12
1942	Tabb Gillette	82	144	.569	920	15	6
1944	Lucien Burnett	14	37	.378	133	4	1
1946	Ray Brown	17	35	.486	301	5	1
1947	Joe McCary	19	35	.543	299	2	2
1948	Joe McCary	23	44	.523	300	5	4
1949	Whitey Michels	36	79	.456	529	5	7
1950	Rufus Barkley	59	111	.532	911	9	16
1951	Rufus Barkley	43	80	.538	468	7	6
1952	Charlie Harding	48	115	.417	686	11	10
1953	Rives Bailey	41	88	.466	517	11	3
1954	Rives Bailey	23	63	.365	309	10	1
1955	Whitey Clarke	37	81	.457	372	8	2
1956	Nelson Yarbrough (led ACC)	43	91	.473	626	8	2
1957	Reece Whitley	42	99	.424	501	10	5
1958	Sandy Dempsey (led ACC)	74	152	.487	697	11	2
1959	Stan Fischer	58	119	.487	603	13	1
1960	Gary Cuozzo	40	103	.388	397	9	4
1961	Gary Cuozzo	42	93	.452	382	3	5
1962	Gary Cuozzo	98	181	.541	1136	9	6
1963	Tom Hodges	39	90	.433	440	6	2
1964	Bob Davis	80	156	.513	1054	11	2
1965	Tom Hodges (led ACC)	103	196	.526	1299	13	4
1966	Bob Davis (led ACC)	107	222	.482	1461	10	10
1967	Gene Arnette	73	147	.497	984	11	3
1968	Gene Arnette	106	206	.515	1463	14	17
1969	Danny Fassio	67	150	.447	828	11	2
1970	Bill Troup	93	184	.505	1289	15	10
1971	Harrison Davis	63	176	.358	806	14	3
1972	George Allen	55	115	.478	650	13	5
1973	Scott Gardner (led ACC)	99	234	.423	1687	16	10
1974	Scott Gardner	110	195	.564	1344	12	14
1975	Scott Gardner (led ACC)	133	272	.489	1547	19	5
1976	Andy Hitt (led ACC)	98	220	.445	1222	15	7
1977	Chip Mark	65	124	.524	720	6	3
1978	Chip Mark	37	71	.521	458	5	2
1979	Todd Kirtley	88	178	.494	1159	13	6
1980	Todd Kirtley	94	183	.514	1156	12	3
1981	Gordie Whitehead	95	178	.534	1116	10	9
1982	Wayne Schuchts	72	176	.409	1243	13	6
1983	Wayne Schuchts	129	261	.494	1881	14	11
1984	Don Majkowski	83	168	.494	1235	9	8
1985	Don Majkowski	95	199	.477	1233	8	7
1986	Don Majkowski	104	199	.523	1375	12	7
1987	Scott Secules (led ACC)	174	296	.588	2311	8	12
1988	Shawn Moore	141	282	.500	2158	14	15
1989	Shawn Moore	125	221	.566	2078	7	18
1990	Shawn Moore (led nation, ACC)	144	241	.598	2262	8	21
1991	Matt Blundin (led ACC)	135	224	.603	1902	0	19
1992	Bobby Goodman (led ACC)	130	232	.560	1707	12	21
1993	Symmion Willis	165	276	.598	2347	14	19
1994	Mike Groh (led ACC)	138	216	.639	1711	7	13
1995	Mike Groh	182	330	.552	2510	10	15
1996	Tim Sherman	102	203	.502	1572	11	4
1997	Aaron Brooks (led ACC)	164	270	.607	2282	7	20
1998	Aaron Brooks	156	290	.538	2319	9	12
1999	Dan Ellis	156	258	.605	2050	10	20
2000	Dan Ellis	116	210	.552	1642	4	7
2001	Matt Schaub	140	240	.583	1524	8	10
2002	Matt Schaub (led ACC)	288	418	.689	2976	7	28
2003	Matt Schaub	281	403	.697	2952	10	18
2004	Marques Hagans	164	261	.628	2024	5	9
2005	Marques Hagans	213	343	.621	2492	12	14
2006	Jameel Sewell	143	247	.579	1342	6	5
2007	Jameel Sewell	214	364	.588	2176	9	12
2008	Marc Verica	226	354	.638	2037	16	8
2009	Jameel Sewell	157	292	.538	1848	7	7
2010	Marc Verica	233	396	.588	2799	14	14
2011	Michael Rocco	222	366	.607	2671	12	13
2012	Michael Rocco	161	266	.605	1917	13	10
2013	David Watford	244	427	.571	2202	15	8
2014	Greyson Lambert	154	261	.590	1632	11	10
2015	Matt Johns	247	403	.613	2810	17	20
2016	Kurt Benkert	228	406	.562	2552	11	21
2017	Kurt Benkert	298	509	.585	3207	9	25
2018	Bryce Perkins	225	349	.645	2680	9	25
2019	Bryce Perkins	320	496	.645	3538	12	22
2020	Brennan Armstrong	157	268	.586	2117	11	18
2021	Brennan Armstrong	326	500	.652	4449	10	31
2022	Brennan Armstrong	185	338	.547	2210	11	7
2023	Anthony Colandrea	154	246	.626	1958	13	9

200-Yard Game Passers

Date	Opponent	C-A	Yds	Int	TD
Brennan Armstrong (25)					
Sept. 26, 2020	Duke	24-45	269	2	2
Oct. 3, 2020	Clemson	24-43	270	2	3
Oct. 31, 2020	North Carolina	12-22	208	1	3
Nov. 14, 2020	Louisville	15-23	203	1	1
Nov. 21, 2020	Abilene Christian	16-23	383	0	4
Dec. 5, 2020	Boston College	19-27	287	1	1
Dec. 12, 2020	Virginia Tech	25-46	259	2	2
Sept. 4, 2021	William & Mary	21-30	339	0	2
Sept. 11, 2021	Illinois	27-36	405	1	5
Sept. 18, 2021	North Carolina	39-54	554	1	4
Sept. 24, 2021	Wake Forest	33-59	407	1	2
Sept. 30, 2021	Miami	25-44	268	1	1
Oct. 9, 2021	Louisville	40-60	487	2	3
Oct. 16, 2021	Duke	25-45	364	0	2
Oct. 23, 2021	Georgia Tech	29-43	396	0	4
Oct. 30, 2021	BYU	22-34	337	2	4
Nov. 20, 2021	Pitt	36-49	487	1	3
Nov. 27, 2021	Virginia Tech	29-45	405	1	1
Sept. 3, 2022	Richmond	21-33	246	1	2
Sept. 17, 2022	ODU	20-37	284	0	0
Oct. 1, 2022	Duke	19-37	202	1	1
Oct. 8, 2022	Louisville	22-34	313	2	1
Oct. 20, 2022	Georgia Tech	20-35	255	2	1
Oct. 29, 2022	Miami	15-25	208	0	0
Nov. 5, 2022	North Carolina	17-35	232	1	0

Matt Schaub (20)

Oct. 6, 2001	Maryland	20-33	271	1	2
Oct. 13, 2001	North Carolina	33-54	334	1	3
Nov. 17, 2001	Virginia Tech	19-28	243	1	1
Aug. 31, 2002	Florida State	19-25	247	0	3
Sept. 21, 2002	Akron	19-27	202	0	5
Sept. 28, 2002	Wake Forest	22-27	312	0	3
Oct. 5, 2002	Duke	27-43	315	1	1
Oct. 12, 2002	Clemson	23-32	208	1	1
Oct. 26, 2002	Georgia Tech	41-58	372	1	1
Nov. 9, 2002	Penn State	30-38	260	0	1
Nov. 23, 2002	Maryland	23-27	249	0	3
Sept. 27, 2003	Wake Forest	30-45	326	3	2
Oct. 4, 2003	North Carolina	19-22	284	0	2
Oct. 11, 2003	Clemson	33-48	271	2	2
Oct. 18, 2003	Florida State	39-53	326	1	2
Oct. 25, 2003	Troy State	23-36	241	1	1
Nov. 1, 2003	N.C. State	41-55	393	1	4
Nov. 22, 2003	Georgia Tech	26-35	239	0	1
Nov. 29, 2003	Virginia Tech	32-46	358	1	2
Dec. 27, 2003	Pittsburgh	20-31	244	1	1

Bryce Perkins (16)

Sept. 15, 2018	Ohio	25-30	379	0	3
Sept. 29, 2018	NC State	20-35	258	2	2
Oct. 27, 2018	North Carolina	18-27	217	1	3
Nov. 2, 2018	Pittsburgh	17-24	205	0	1
Nov. 17, 2018	Georgia Tech	21-26	217	0	1
Nov. 23, 2018	Virginia Tech	14-29	259	0	3
Dec. 29, 2018	South Carolina	22-31	208	0	3
Sept. 14, 2019	Florida State	30-40	295	2	1
Sept. 28, 2019	Notre Dame	30-43	334	2	2
Oct. 11, 2019	Miami (Fla.)	24-41	244	0	0
Oct. 26, 2019	Louisville	34-41	233	1	1
Nov. 2, 2019	North Carolina	30-39	378	0	3
Nov. 9, 2019	Georgia Tech	24-35	258	0	1
Nov. 29, 2019	Virginia Tech	20-33	311	1	1
Dec. 7, 2019	Clemson	27-43	266	2	2
Dec. 30, 2019	Florida	28-40	323	1	4

Shawn Moore (15)

Sept. 24, 1988	Duke	14-37	259	2	2
Oct. 22, 1988	Wake Forest	14-22	315	0	2
Oct. 29, 1988	Virginia Tech	14-28	281	1	1
Nov. 19, 1988	Maryland	15-24	203	1	1
Sept. 16, 1989	Georgia Tech	13-21	223	0	0
Sept. 23, 1989	Duke	14-15	295	0	3
Oct. 14, 1989	North Carolina	9-16	207	1	2
Oct. 21, 1989	Wake Forest	15-30	280	2	3
Oct. 28, 1989	Louisville	16-24	213	1	1
Sept. 1, 1990	Kansas	16-27	254	0	3
Sept. 15, 1990	Navy	13-22	250	1	4
Sept. 29, 1990	William & Mary	15-26	291	0	2
Oct. 20, 1990	Wake Forest	19-31	258	2	2
Nov. 3, 1990	Georgia Tech	18-28	344	2	1
Nov. 10, 1990	North Carolina	16-22	236	0	2

Kurt Benkert (15)

Sept. 3, 2016	Richmond	26-34	264	1	3
Sept. 17, 2016	UConn	23-42	241	1	0
Sept. 24, 2016	Central Michigan	27-43	421	1	5
Oct. 1, 2016	Duke	23-41	336	1	3
Oct. 15, 2016	Pitt	20-44	278	1	1
Oct. 29, 2016	Louisville	25-39	238	2	3
Sept. 2, 2017	William & Mary	27-39	262	0	3
Sept. 9, 2017	Indiana	39-66	259	0	1
Sept. 16, 2017	UConn	30-40	455	1	3
Sept. 22, 2017	Boise State	19-29	273	0	3
Oct. 14, 2017	North Carolina	19-31	249	0	2
Oct. 28, 2017	Pitt	22-42	212	1	2
Nov. 4, 2017	Georgia Tech	21-43	260	1	3
Nov. 11, 2017	Louisville	19-36	214	1	1
Nov. 18, 2017	Miami	28-37	384	1	4

Marc Verica (14)

Oct. 4, 2008	Maryland	25-34	226	0	2
Oct. 11, 2008	East Carolina	25-32	216	2	1
Oct. 18, 2008	North Carolina	24-38	217	0	0
Oct. 25, 2008	Georgia Tech	29-39	270	2	2
Nov. 1, 2008	Miami	27-41	240	0	1
Nov. 8, 2008	Wake Forest	23-45	279	3	2
Sept. 4, 2010	Richmond	24-35	283	0	1
Sept. 25, 2010	VMI	16-23	224	0	3
Oct. 2, 2010	Florida State	14-30	211	2	1
Oct. 9, 2010	Georgia Tech	18-31	239	0	0
Oct. 23, 2010	Eastern Michigan	18-31	203	0	2
Nov. 6, 2010	Duke	24-46	417	3	4
Nov. 13, 2010	Maryland	25-43	265	2	1
Nov. 20, 2010	Boston College	31-49	284	1	0

Date	Opponent	C-A	Yds	Int	TD
Aaron Brooks (12)					
Sept. 4, 1997	Auburn	25-41	305	1	2
Oct. 11, 1997	Clemson	14-26	212	0	2
Oct. 18, 1997	Duke	19-28	225	3	1
Nov. 8, 1997	Georgia Tech	19-26	308	1	4
Nov. 15, 1997	N.C. State	13-26	222	0	3
Nov. 29, 1997	Virginia Tech	23-34	390	0	4
Sept. 3, 1998	Auburn	16-28	220	0	1
Sept. 12, 1998	Maryland	16-26	225	0	2
Sept. 19, 1998	Clemson	21-35	310	0	1
Oct. 17, 1998	Georgia Tech	19-32	312	2	1
Nov. 14, 1998	North Carolina	10-25	281	1	1
Nov. 28, 1998	Virginia Tech	19-32	345	1	3



Marques Hagans (11)

Sept. 4, 2004	Temple	17-22	211	0	1
Sept. 11, 2004	North Carolina	10-12	209	0	0
Sept. 24, 2004	Syracuse	11-12	202	0	1
Oct. 7, 2004	Clemson	14-26	225	0	1
Oct. 16, 2004	Florida State	20-30	214	1	0
Sept. 3, 2005	Western Michigan	17-25	252	2	1
Oct. 1, 2005	Maryland	17-35	270	0	0
Oct. 15, 2005	Florida State	27-36	306	0	2
Nov. 12, 2005	Georgia Tech	21-29	205	1	1
Nov. 26, 2005	Miami	15-28	206	0	1
Dec. 30, 2005	Minnesota	25-32	358	1	2

Michael Rocco (11)

Sept. 17, 2011	North Carolina	22-37	287	2	1
Oct. 1, 2011	Idaho	20-30	240	0	1
Oct. 27, 2011	Miami (Fla.)	11-20	226	0	2
Nov. 5, 2011	Maryland	23-36	307	1	2
Nov. 19, 2011	Florida State	22-31	238	0	1
Nov. 26, 2011	Virginia Tech	16-27	211	2	0
Dec. 31, 2011	Auburn	26-41	312	1	2
Sept. 1, 2012	Richmond	25-37	311	1	0
Sept. 8, 2012	Penn State	21-33	258	2	1
Sept. 29, 2012	Louisiana Tech	14-23	278	2	3
Nov. 10, 2012	Miami (Fla.)	29-37	300	4	0

Matt Johns (11)

Sept. 27, 2014	Kent State	17-28	227	2	2
Oct. 18, 2014	Duke	22-45	325	0	1
Sept. 5, 2015	UCLA	21-35	238	1	1
Sept. 12, 2015	Notre Dame	26-38	289	0	2
Sept. 19, 2015	William & Mary	17-23	263	2	3
Oct. 10, 2015	Pitt	17-33	209	1	1
Oct. 17, 2015	Syracuse	24-37	234	1	2
Nov. 7, 2015	Miami (Fla.)	29-42	280	1	0
Nov. 14, 2015	Louisville	25-41	260	0	4
Nov. 21, 2015	Duke	24-33	344	1	2
Nov. 19, 2016	Georgia Tech	27-44	220	3	1

Scott Secules (10)


Oct. 4, 1986	Wake Forest	17-32	225	1	0
Oct. 11, 1986	Clemson	30-49	298	2	2
Sept. 5, 1987	Georgia	12-19	205	1	2
Sept. 26, 1987	Duke	13-20	221	1	2
Oct. 3, 1987	VMI	17-23	229	0	0
Oct. 10, 1987	Clemson	12-28	202	1	1
Oct. 17, 1987	South Carolina	18-34	210	0	1
Oct. 24, 1987	Wake Forest	20-25	220	0	1
Nov. 14, 1987	North Carolina	26-50	328	2	1
Nov. 21, 1987	N.C. State	20-36	269	1	2

Jameel Sewell (10)

Oct. 14, 2006	Maryland	13-21	243	1	2
Nov. 18, 2006	Miami	23-33	217	0	0
Oct. 6, 2007	Middle Tennessee	22-37	223	1	1
Oct. 20, 2007	Maryland	22-35	243	0	0
Oct. 27, 2007	N.C. State	24-43	260	2	2
Nov. 3, 2007	Wake Forest	20-43	225	0	1
Nov. 10, 2007	Miami	20-25	288	1	1
Sept. 19, 2009	Southern Miss.	24-46	312	2	1
Oct. 10, 2009	Indiana	20-30	308	1	0
Nov. 14, 2009	Boston College	21-41	221	0	1

Matt Blundin (9)

Oct. 7, 1989	Clemson	14-34	248	2	2
Nov. 24, 1990	Virginia Tech	21-34	305	3	2
Sept. 7, 1991	Maryland	17-36	226	0	0
Sept. 28, 1991	Duke	17-21	238	0	3
Oct. 12, 1991	Clemson	15-34	241	0	2
Oct. 19, 1991	North Carolina	17-28	206	0	2
Oct. 26, 1991	Wake Forest	18-21	275	0	2
Nov. 9, 1991	N.C. State	13-17	230	0	2
Nov. 23, 1991	Virginia Tech	13-23	222	0	3



Matt Blundin holds the Virginia record for most consecutive passes without an interception with 231 in a row.

VIRGINIA

2024 UVA FOOTBALL

Dan Ellis (9)

Sept. 11, 1999	Clemson	19-33	233	0	1
Sept. 18, 1999	Wake Forest	19-25	220	1	1
Oct. 16, 1999	N.C. State	13-25	233	1	3
Nov. 13, 1999	Buffalo	16-19	363	0	6
Nov. 20, 1999	Maryland	21-34	276	1	4
Sept. 2, 2000	Brigham Young	13-23	217	1	1
Sept. 9, 2000	Richmond	19-28	299	0	1
Sept. 16, 2000	Duke	20-30	333	0	3
Oct. 7, 2000	Maryland	10-15	208	1	1

Mike Groh (8)

Sept. 10, 1994	Navy	26-35	257	1	3
Oct. 22, 1994	North Carolina	15-21	256	0	2
Nov. 5, 1994	Duke	14-26	217	1	2
Nov. 25, 1994	N.C. State	24-35	290	1	1
Sept. 30, 1995	Wake Forest	21-34	335	0	2
Oct. 14, 1995	Duke	20-41	346	2	4
Oct. 21, 1995	Texas	15-31	226	0	1
Nov. 2, 1995	Florida State	19-37	302	3	2

Anthony Colandrea (7)

Sept. 9, 2023	James Madison	20-26	377	1	2
Sept. 15, 2023	Maryland	23-39	263	3	1
Sept. 22, 2023	NC State	18-30	271	2	2
Nov. 4, 2023	Georgia Tech	21-37	200	1	2
Nov. 9, 2023	Louisville	20-31	314	1	1
Nov. 18, 2023	Duke	21-30	278	0	3
Nov. 25, 2023	Virginia Tech	29-46	243	1	2

Date	Opponent	C-A	Yds	Int	TD
------	----------	-----	-----	-----	----

Scott Gardner (7)

Sept. 29, 1973	Duke	12-25	226	2	1
Oct. 30, 1973	Virginia Tech	14-30	244	0	2
Sept. 14, 1974	Navy	25-43	264	2	4
Sept. 21, 1974	William & Mary	14-30	309	1	4
Oct. 12, 1974	N.C. State	16-25	207	1	2
Sept. 13, 1975	Navy	18-38	203	2	1
Oct. 18, 1975	Virginia Tech	18-30	270	4	1

Symmion Willis (7)

Sept. 11, 1993	Navy	10-20	205	1	2
Sept. 25, 1993	Duke	24-34	246	1	3
Oct. 2, 1993	Ohio	11-14	279	0	5
Oct. 23, 1993	North Carolina	22-31	239	0	0
Oct. 30, 1993	N.C. State	15-26	252	1	1
Nov. 6, 1993	Wake Forest	14-24	218	4	1
Oct. 1, 1994	William & Mary	11-15	236	0	2

Bob Davis (6)

Sept. 19, 1964	Wake Forest	14-27	250	2	0
Nov. 21, 1964	Maryland	13-22	266	2	0
Nov. 13, 1965	Georgia Tech	22-41	252	1	0
Sept. 17, 1966	Wake Forest	12-25	206	3	1
Sept. 24, 1966	Clemson	26-48	312	1	2
Oct. 15, 1966	VMI	13-22	266	0	4

Wayne Schuchts (6)

Oct. 23, 1982	Wake Forest	15-30	320	1	1
Sept. 3, 1983	Duke	10-21	275	0	3
Sept. 24, 1983	N.C. State	18-28	223	1	0
Oct 8, 1983	Clemson	16-32	220	2	1
Oct. 22, 1983	Wake Forest	10-26	206	0	1
Nov. 5, 1983	Georgia Tech	16-38	265	0	1

Don Majkowski (5)

Nov. 17, 1984	North Carolina	20-29	266	0	1
Nov. 24, 1984	Maryland	15-32	219	1	0
Sept. 6, 1986	South Carolina	14-26	271	1	2
Sept. 13, 1986	Navy	18-31	217	0	0
Nov. 1, 1986	William & Mary	15-26	212	0	3

Bobby Goodman (5)

Sept. 19, 1991	Georgia Tech	11-18	229	0	3
Sept. 5, 1992	Maryland	16-26	200	2	3
Sept. 12, 1992	Navy	14-22	306	2	5
Sept. 26, 1992	Duke	15-26	226	0	2
Oct. 10, 1992	Clemson	15-30	243	1	4

David Watford (5)

Sept. 21, 2013	VMI	18-25	206	2	2
Oct. 5, 2013	Ball State	21-36	209	1	0
Oct. 12, 2013	Maryland	27-44	263	0	1
Oct. 19, 2013	Duke	20-38	263	1	1
Oct. 26, 2013	Georgia Tech	43-61	376	1	2

Tony Muskett (4)

Sept. 30, 2023	Boston College	22-34	247	1	3
Oct. 7, 2023	William & Mary	17-26	232	1	2
Oct. 21, 2023	North Carolina	20-30	208	1	1
Oct. 28, 2023	Miami	24-38	239	1	0

Gene Arnette (4)

Oct. 21, 1967	South Carolina	15-21	222	0	0
Nov. 2, 1968	South Carolina	17-37	240	4	3
Nov. 16, 1968	Tulane	14-20	265	0	4
Nov. 23, 1968	Maryland	14-28	256	1	1

Greyson Lambert (4)

Oct. 25, 2014	North Carolina	20-40	261	2	2
Nov. 1, 2014	Georgia Tech	19-32	230	2	1
Nov. 8, 2014	Florida State	20-35	220	1	3
Nov. 28, 2014	Virginia Tech	15-32	211	1	1

Todd Kirtley (3)

Nov. 3, 1979	Georgia	13-21	215	2	2
Sept. 20, 1980	N.C. State	17-30	227	3	1
Nov. 8, 1980	Rutgers	13-22	207	1	1

Harrison Davis (2)

Nov. 13, 1971	North Carolina	14-30	261	2	2
Sept. 16, 1972	Virginia Tech	16-40	202	3	2

Andy Hitt (2)

Oct. 2, 1976	Georgia Tech	13-26	239	2	2
Oct. 23, 1976	Wake Forest	13-21	208	0	2

Gordie Whitehead (2)

Oct. 24, 1981	Wake Forest	15-31	275	2	3
Nov. 14, 1981	North Carolina	18-31	243	1	2

Tim Sherman (2)

Nov. 2, 1996	Duke	16-26	253	1	0
Nov. 9, 1996	Clemson	19-28	346	0	0

Phillip Sims (2)

Oct. 6, 2012	Duke	21-42	268	0	2
Oct. 20, 2012	Wake Forest	22-39	253	1	1

Tabb Gillette (1)

Nov. 7, 1942	Washington & Lee	23-35	268	3	4
--------------	------------------	-------	-----	---	---

Charlie Ellis (1)

Oct. 6, 1945	VMI	7-8	209	0	2
--------------	-----	-----	-----	---	---

Sandy Dempsey (1)

Nov. 15, 1958	South Carolina	19-32	249	2	1
---------------	----------------	-------	-----	---	---

Gary Cuzzo (1)

Nov. 3, 1962	South Carolina	22-38	220	4	0
--------------	----------------	-------	-----	---	---

Tom Hodges (1)

Oct. 2, 1965	North Carolina	13-18	211	0	1
--------------	----------------	-------	-----	---	---



Bill Troup (1) Oct. 17, 1970 Army	13-24	209	2	0
Larry Albert (1) Oct. 2, 1971 Vanderbilt	14-23	217	0	1
Chip Mark (1) Nov. 5, 1977 VMI	19-30	201	0	0
Kevin Ferguson (1) Sept. 15, 1984 VMI	15-25	273	1	3
David Rivers (1) Nov. 6, 1999 Georgia Tech	18-30	228	1	3
Bryson Spinner (1) Nov. 10, 2001 Georgia Tech	32-46	327	1	5
Peter Lalich (1) Sept. 6, 2008 Richmond	21-39	204	2	0

Total Offense—Plays

Career—1452, Brennan Armstrong, 2018-22

Season—723, Bryce Perkins, 2019

Sr.—723, Bryce Perkins, 2019

Jr.—598, Brennan Armstrong, 2021

Soph.—531, David Watford, 2013

Fr.—319, Anthony Colandrea, 2023

Game—76, Brennan Armstrong vs. Wake Forest, 2021

Sr.—69, Kurt Benkert vs. Indiana, 2017

Jr.—76, Brennan Armstrong vs. Wake Forest, 2021

Soph.—70, David Watford vs. Georgia Tech, 2013

Fr.—59, Scott Gardner vs. North Carolina, 1972

Total Offense—Yards

Career—10,301, Brennan Armstrong, 2018-22

Season—4,700, Brennan Armstrong, 2021

Sr.—4,307, Bryce Perkins, 2019

Jr.—4,700, Brennan Armstrong, 2021

Soph.—2,691, Michael Rocco, 2011

Fr.—2,183, Anthony Colandrea, 2023

Game—538, Brennan Armstrong vs. North Carolina, 2021

Sr.—490, Bryce Perkins vs. North Carolina, 2019

Jr.—538, Brennan Armstrong vs. North Carolina, 2021

Soph.—435, Brennan Armstrong vs. Abilene Christian, 2020

Fr.—403, Anthony Colandrea vs. Louisville, 2023

Career Total Offense Leaders

Player	Year	Rush Yds	Pass Yds	Plys	Total Yds	Avg
1. Brennan Armstrong	2018-22	1267	9034	1494	10301	6.9
2. Bryce Perkins	2018-19	1692	6218	1284	7910	6.2
3. Shawn Moore	1987-90	1268	6629	1177	7897	6.7
4. Matt Schaub	2000-03	58	7502	1201	7560	6.3
5. Scott Gardner	1972-75	841	5218	1118	6059	5.4
6. Jameel Sewell	2006-07,09	646	5366	1260	6012	4.8
7. Marques Hagans	2002-05	902	4877	894	5779	6.5
8. Aaron Brooks	1995-98	547	5118	850	5665	6.7
9. Kurt Benkert	2016-17	-157	5759	1040	5602	5.4
10. Marc Verica	2007-10	-155	4992	901	4837	5.4
11. Michael Rocco	2010-12	98	4731	732	4829	6.6
12. Don Majkowski	1983-86	721	3901	823	4622	5.6
13. Matt Johns	2013-16	185	4233	717	4418	6.2
14. Mike Groh	1992-95	12	4366	685	4378	6.4
15. Dan Ellis	1997-00	60	3974	643	4034	6.3

Season Total Offense Leaders

Player	Year	Rush Yds	Pass Yds	Plys	Total Yds	Avg
1. Brennan Armstrong	2021	251	4449	598	4700	7.9
2. Bryce Perkins	2019	769	3538	723	4307	6.0
3. Bryce Perkins	2018	923	2680	561	3603	6.4
4. Kurt Benkert	2017	-63	3207	574	3144	5.5
5. Matt Schaub	2002	95	2976	488	3071	6.3
6. Matt Schaub	2003	-23	2952	429	2929	6.8
7. Matt Johns	2015	86	2810	464	2896	6.2
8. Marques Hagans	2005	310	2492	310	2802	6.1
9. Marc Verica	2010	-47	2799	438	2752	6.3
10. Michael Rocco	2011	20	2671	406	2691	6.6
11. Brennan Armstrong	2020	552	2117	394	2669	6.8
12. Shawn Moore	1989	505	2078	360	2583	7.2
13. Brennan Armstrong	2022	371	2210	461	2581	5.6
14. Symmion Willis	1993	222	2347	349	2569	7.4
15. Shawn Moore	1990	306	2262	335	2568	7.7

Single Game Total Offense Leaders

Player	Year	Rush Yds	Pass Yds	Plys	Total Yds	Avg.
1. Brennan Armstrong vs. North Carolina	2021	-16	554	62	538	8.7
2. Brennan Armstrong vs. Georgia Tech	2021	99	396	55	495	9.0
3. Bryce Perkins vs. North Carolina	2019	112	378	63	490	7.8
4. Bryce Perkins vs. Virginia Tech	2019	164	311	52	475	9.1
5. Kurt Benkert vs. UConn	2017	10	455	43	465	10.8
6. Brennan Armstrong vs. Louisville	2021	-23	487	66	464	7.0
7. Brennan Armstrong vs. Pitt	2021	-27	487	57	460	8.0
8. Brennan Armstrong vs. Wake Forest	2021	33	407	76	440	5.8
9. Brennan Armstrong vs. Illinois	2021	31	405	41	436	10.6
10. Brennan Armstrong vs. Abilene Christian	2020	52	383	29	435	15.0
11. Brennan Armstrong vs. BYU	2021	94	337	45	431	9.6
12. Kurt Benkert vs. Central Michigan	2016	2	421	44	423	9.6
13. Brennan Armstrong vs. Boston College	2020	130	287	44	417	9.5
14. Marc Verica vs. Duke	2010	-4	417	47	413	8.8
15. Brennan Armstrong vs. Virginia Tech	2021	7	405	54	412	7.6



Quarterback Bryce Perkins (2018-19) relied on his outstanding passing and running abilities to set the school record for most yards of total offense in a career (7,910) in only two seasons at UVA.




Annual Total Offense Leaders

Year	Player	Plys	Yds	Avg	TDR
1940	Bill Dudley	246	1191	4.8	12
1941	Bill Dudley	262	1824	7.0	29
1942	Tabb Gillette	143	791	5.5	6
1944	John Duda	135	800	5.9	8
1945	Charlie Ellis	124	832	6.7	5
1946	Ray Brown	95	688	7.2	7
1947	Joe McCary	89	558	6.3	2
1948	John Papit	136	896	6.6	5
1949	John Papit	198	1214	6.1	9
1950	John Papit	167	949	5.7	8
1951	Rufus Barkley	125	503	4.0	6
1952	Charlie Harding	173	851	4.9	13
1953	Rives Bailey	132	516	3.9	5
1954	Herb Hartwell	90	390	4.2	4
1955	Jim Bakhtiar	158	733	4.6	4
1956	Jim Bakhtiar	203	879	4.4	3
1957	Jim Bakhtiar	195	822	4.2	6
1958	Sandy Dempsey	188	685	3.6	2
1959	Stan Fischer	150	583	3.9	1
1960	Fred Shepherd	126	529	4.2	4
1961	Gary Cuzzo	142	350	2.5	6
1962	Gary Cuzzo	259	1210	4.7	12
1963	Tom Hodges	178	531	3.0	3
1964	Bob Davis	240	1481	6.2	10
1965	Tom Hodges	265	1382	5.2	8
1966	Bob Davis (led ACC)	309	1688	5.5	16
1967	Gene Arnette	259	1273	4.9	8
1968	Gene Arnette	294	1755	6.0	20
1969	Danny Fassio	261	1051	4.0	4
1970	Bill Troup	224	1313	5.9	12
1971	Harrison Davis	269	945	3.5	5
1972	Scott Gardner	150	770	5.1	6
1973	Scott Gardner (led ACC)	342	2120	6.2	15
1974	Scott Gardner	276	1576	5.7	16
1975	Scott Gardner (led ACC)	350	1593	4.6	9
1976	Andy Hitt	274	1085	4.0	7
1977	Chip Mark	151	623	4.1	4
1978	Tommy Vigorito	168	800	4.8	4
1979	Todd Kirtley	225	1185	5.3	6
1980	Todd Kirtley	216	1079	5.0	5
1981	Gordie Whitehead	228	1078	4.7	9
1982	Wayne Schuchts	228	1169	5.1	9
1983	Wayne Schuchts	311	1808	5.8	13
1984	Don Majkowski	251	1540	6.1	13
1985	Don Majkowski	285	1518	5.3	13
1986	Don Majkowski	265	1477	5.6	8
1987	Scott Secules	353	2356	6.7	18
1988	Shawn Moore	441	2526	5.7	25
1989	Shawn Moore	360	2583	7.2	27
1990	Shawn Moore (led ACC)	335	2568	7.7	29
1991	Matt Blundin	254	1912	7.5	20
1992	Bobby Goodman	320	1834	5.7	24
1993	Symmion Willis	349	2569	7.4	20
1994	Mike Groh	255	1725	6.8	16
1995	Mike Groh	388	2492	6.4	19
1996	Tim Sherman	272	1800	6.6	7
1997	Aaron Brooks	355	2537	7.1	25
1998	Aaron Brooks	374	2546	6.8	17
1999	Dan Ellis	322	2081	6.5	20
2000	Dan Ellis	266	1723	6.5	8
2001	Matt Schaub	273	1511	5.5	12
2002	Matt Schaub	488	3071	6.3	30
2003	Matt Schaub	429	2929	6.8	19
2004	Marques Hagans	338	2418	7.2	13
2005	Marques Hagans	458	2802	6.1	17
2006	Jameel Sewell	342	1542	4.5	9
2007	Jameel Sewell	490	2455	5.0	16
2008	Marc Verica	386	1966	5.1	9
2009	Jameel Sewell	428	2015	4.7	14
2010	Marc Verica	438	2752	6.3	14
2011	Michael Rocco	406	2691	6.6	15
2012	Michael Rocco	301	1995	6.6	13
2013	David Watford	531	2410	4.5	11
2014	Greyson Lambert	296	1626	5.5	12
2015	Matt Johns	464	2896	6.2	21
2016	Kurt Benkert	466	2458	5.3	21
2017	Kurt Benkert	574	3144	5.5	25
2018	Bryce Perkins	561	3603	6.4	34
2019	Bryce Perkins	723	4307	6.0	33
2020	Brennan Armstrong	394	2669	6.8	23
2021	Brennan Armstrong	598	4700	7.9	41
2022	Brennan Armstrong	461	2581	5.6	13
2023	Anthony Colandrea	319	2183	6.8	13

BRENNAN ARMSTRONG

Responsible for 15 school records including the most productive offensive season in program history in 2021 with 4,700 yards of total offense.



Shawn Moore led Virginia in total offense from 1988-90 and his career school record held from 1990 until broken in 2019.



Aaron Brooks is tied for sixth in career touchdown passes and eighth in career total offense.

RECEIVING RECORDS

Receptions

Career—250, Olamide Zaccheaus, 2015-18
Season—110, Malik Washington, 2023
 Sr.—110, Malik Washington, 2023
 Jr.—85, Olamide Zaccheaus, 2017
 Soph.—70, Heath Miller, 2003
 Fr.—58, Wali Lundy, 2002
Game—16, Alvin Pearman vs. Florida State, 2003
 Sr.—14, Malik Washington vs. Virginia Tech, 2023
 Jr.—16, Alvin Pearman vs. Florida State, 2003
 Soph.—13, Heath Miller vs. Virginia Tech, 2003;
 13, Mikell Simpson vs. Maryland, 2007
 Fr.—11, Wali Lundy vs. Clemson, 2002

Yards

Career—2978, Billy McMullen, 1999-2002
Season—1426, Malik Washington, 2023
 Sr.—1426, Malik Washington, 2023
 Jr.—1190, Herman Moore, 1990
 So.—1203, Dontayvion Wicks, 2021
 Fr.—545, John Ford, 1984
Game—247, Olamide Zaccheaus vs. Ohio, 2018
 Sr.—247, Olamide Zaccheaus vs. Ohio, 2018
 Jr.—234, Herman Moore vs. Georgia Tech, 1990
 Soph.—189, Billy McMullen vs. Duke, 2000
 Fr.—175, Herman Moore vs. Virginia Tech, 1988

Touchdowns

Career—28, Tyrone Davis, 1991-94
Season—13, Herman Moore, 1990
 Sr.—10, Tyrone Davis, 1994
 Jr.—13, Herman Moore, 1990
 Soph.—10, Herman Moore, 1989
 Fr.—9, Heath Miller, 2002
Game—4, Ed Carrington vs. Maryland, 1965
 Sr.—3, Ken Shelton vs. William & Mary, 1974;
 Tyrone Davis vs. Navy, 1994
 Canaan Severin vs. Louisville, 2015;
 Olamide Zaccheaus vs. South Carolina, 2018
 Jr.—4, Ed Carrington vs. Maryland, 1965
 Soph.—3, John Hepler vs. Maryland, 1961;
 Wali Lundy vs. NC State, 2003
 Fr.—2, John Ford vs. VMI, 1984; John Ford vs. Virginia Tech, 1984;
 Demetrius "Pete" Allen vs. Navy, 1992; Germane Crowell vs.
 Florida State, 1994; Billy McMullen vs. NC State, 1999; Billy
 McMullen vs. Buffalo, 1999; Heath Miller vs. Wake Forest, 2002;
 Wali Lundy vs. Maryland, 2002; Wali Lundy vs. West Virginia, 2002

Longest Plays—Receptions (75 yards or more)

97 Bus Male and John Leys from Harry Martin, Navy, 1935
 93 Nick Merrick from Wayne Schuchts, Wake Forest, 1982
 92 Joe Kehoe from Stan Fischer, Navy, 1960
 91+ Tyrone Davis from Matt Blundin, NC State, 1991
 90 Deyon Williams from Emmanuel Byers, Miami, 2005
 90 Harrison Davis from Scott Gardner, North Carolina, 1973
 90 Lavel Davis Jr. from Brennan Armstrong, Abilene Christian, 2020
 89 John Ford from Kevin Ferguson, VMI, 1984
 88 Cole Egan from Todd Kirtley, Rutgers, 1980
 87 Larry Holmes from Symmion Willis, Ohio, 1993
 86 Olamide Zaccheaus from Bryce Perkins, Ohio, 2018
 85 Frank Quayle from Bob Davis, VMI, 1966
 85 Barry Word from Wayne Schuchts, Wake Forest, 1983
 84 Thomas Jones from Dan Ellis, Buffalo, 1999
 84+ David Eldridge from Kurt Benkert, Duke, 2016
 83+ Dave Graham from Sonny Randle, North Carolina, 1957
 83 Herman Moore from Shawn Moore, NC State, 1990
 82 Demetrius "Pete" Allen from Mike Groh, Duke, 1995
 82 Olamide Zaccheaus from Kurt Benkert, CMU, 2016
 81 Olamide Zaccheaus from Kurt Benkert, North Carolina, 2017
 80 Quentin Walker from Wayne Schuchts, Duke, 1983
 80 Taquan Mizzell from Matt Johns, William & Mary, 2015
 78 Perry Jones from Michael Rocco, Miami (Fla.), 2011
 77 Olamide Zaccheaus from Bryce Perkins, Ohio, 2018
 77 Dontayvion Wicks from Brennan Armstrong, Georgia Tech, 2021
 76 Steve Osisek from Whitey Michels, VMI, 1949
 76 Patrick Jeffers from Mike Groh, Clemson, 1995
 76 Kris Burd from Marc Verica, Florida State, 2010
 75 Joe Smith from Bill Troup, William & Mary, 1970
 75 Herman Moore from Matt Blundin, Clemson, 1989
 75 T.J. Thorpe from Matt Johns, Boise State, 2015
 75 Joe Reed from Kurt Benkert, Miami, 2017
 75 Joe Reed from Bryce Perkins, Virginia Tech, 2018
 75 Kobe Pace from Anthony Colandrea, James Madison, 2023
 +Non-scoring play

Career Receptions Leaders (Receptions)

Player	Years	No.	Yds.	Avg.	TD
1. Olamide Zaccheaus	2015-18	250	2753	11.0	22
2. Billy McMullen	1999-01	210	2978	14.2	24
3. Taquan Mizzell	2013-16	195	1560	8.0	7
4. Billy Kemp	2018-22	192	1774	9.2	8
5. Kris Burd	2008-11	162	2190	13.5	9
6. Hasise Dubois	2016-19	151	1859	12.3	12
7. Heath Miller	2002-04	144	1703	11.8	20
8. Alvin Pearman	2001-04	138	1396	10.1	8
9. Keytaon Thompson	2020-22	138	1667	12.1	4
10. Darius Jennings	2011-14	133	1667	12.5	12
11. Perry Jones	2009-12	129	1165	9.0	4
12. Joe Reed	2016-19	129	1465	11.4	16
13. John Ford	1984, 86-88	128	2399	18.7	20
14. Terrell Jana	2017-20	123	1481	12.0	5
15. Germane Crowell	1994-97	122	2142	17.6	19
16. Dave Sullivan	1970-72	120	1578	13.2	12

Career Receiving Yards Leaders

Player	Years	No.	Yds.	Avg.	TD
1. Billy McMullen	1999-02	210	2978	14.2	24
2. Olamide Zaccheaus	2015-18	250	2753	11.0	22
3. Herman Moore	1988-90	114	2504	22.0	27
4. John Ford	1984, 86-88	128	2399	18.7	20
5. Kris Burd	2008-11	162	2190	13.5	9
6. Tyrone Davis	1991-94	103	2153	20.9	28
7. Germane Crowell	1994-97	122	2142	17.6	19
8. Hasise Dubois	2016-19	151	1859	12.3	12
9. Patrick Jeffers	1992-95	108	1785	16.5	15
10. Billy Kemp	2018-22	192	1774	9.2	8
11. Heath Miller	2002-04	144	1703	11.8	20
12. Dontayvion Wicks	2019-22	90	1694	18.8	12
13. Darius Jennings	2011-14	133	1667	12.5	12
14. Keytaon Thompson	2020-22	138	1667	12.1	4
15. Tim Smith	2009-13	97	1591	16.4	10

Season Receptions Leaders

Player	Year	No.	Yds.	Avg.	TD
1. Malik Washington	2023	110	1426	13.0	9
2. Olamide Zaccheaus	2018	93	1058	11.4	9
3. Olamide Zaccheaus	2017	85	895	10.5	5
4. Billy McMullen	2001	83	1060	12.8	12
5. Keytaon Thompson	2021	78	990	12.7	1
6. Joe Reed	2019	77	679	8.8	7
7. Taquan Mizzell	2015	75	721	9.6	4
8. Hasise Dubois	2019	75	1062	14.2	6
9. Terrell Jana	2019	74	886	12.0	3
10. Billy Kemp IV	2021	74	725	9.8	6
11. Heath Miller	2003	70	835	11.9	6
12. Billy McMullen	2002	69	894	13.0	3
13. Billy Kemp IV	2020	67	644	9.6	1
14. Kris Burd	2011	66	913	13.8	3
15. Alvin Pearman	-2003	63	518	8.2	4

Season Receiving Leaders (Yards)

Player	Year	No.	Yds.	Avg.	TD
1. Malik Washington	2023	110	1426	13.0	9
2. Dontayvion Wicks	2021	57	1203	21.1	9
3. Herman Moore	1990	54	1190	22.0	13
4. Hasise Dubois	2019	75	1062	14.2	6
5. Billy McMullen	2001	83	1060	12.8	12
6. Olamide Zaccheaus	2018	93	1058	11.4	9
7. Keytaon Thompson	2021	78	990	12.7	1
8. Germane Crowell	1997	53	969	18.3	9
9. Kris Burd	2011	66	913	13.8	3
10. Olamide Zaccheaus	2017	85	895	10.5	5
11. Billy McMullen	2002	69	894	13.0	3
12. Terrell Jana	2019	74	886	12.0	3
13. John Ford	1987	48	855	17.8	6
14. Herman Moore	1989	36	848	23.6	10
15. Heath Miller	2003	70	835	11.9	6



Single Game Receiving Leaders (Receptions)

	Player	No.	Yds.	Avg.	TD
1.	Alvin Pearman vs. Florida State, 2003	16	134	8.4	1
2.	Malik Washington vs. Virginia Tech, 2023	14	115	8.2	0
3.	Alvin Pearman vs. NC State, 2003	13	87	6.7	0
	Heath Miller vs. Virginia Tech, 2003	13	145	11.2	0
	Mikell Simpson vs. Maryland, 2007	13	152	11.7	0
	Darius Jennings vs. Georgia Tech, 2013	13	119	9.2	2
	Terrell Jama vs. North Carolina, 2019	13	146	11.2	0
8.	Olamide Zaccheaus vs. Indiana, 2017	12	72	6.0	0
	Olamide Zaccheaus vs. South Carolina, 2018	12	100	8.3	3
	Malik Washington vs. North Carolina, 2023	12	115	9.6	1
	Malik Washington vs. Miami, 2023	12	152	12.7	0
10.	Joe Kehoe vs. Maryland, 1960	11	108	9.8	0
	Billy McMullen vs. Maryland, 2001	11	175	15.9	1
	Billy McMullen vs. North Carolina, 2001	11	122	11.1	1
	Wali Lundy vs. Clemson, 2002	11	78	7.1	0
	Canaan Severin vs. Notre Dame, 2015	11	153	13.9	0
	Keytaon Thompson vs. Pitt, 2021	11	126	11.5	1
	Malik Washington vs. Georgia Tech, 2023	11	109	9.9	0
16.	Ed Carrington vs. Clemson, 1966	10	113	11.3	0
	Billy McMullen vs. Georgia Tech, 2001	10	98	9.8	2
	Billy McMullen vs. Georgia Tech, 2002	10	87	8.7	0
	Billy McMullen vs. Penn State, 2002	10	122	12.2	0
	Deyon Williams vs. Georgia Tech, 2005	10	107	10.7	1
	Kevin Ogletree vs. Wyoming, 2006	10	95	9.5	1
	Dontrelle Inman vs. Duke, 2010	10	239	23.9	1
	Tim Smith vs. Georgia Tech, 2013	10	151	15.1	0
	Taquan Mizzell vs. Syracuse, 2015	10	69	6.9	0
	Olamide Zaccheaus vs. Duke, 2018	10	66	6.6	0
	Olamide Zaccheaus vs. North Carolina, 2018	10	108	10.8	0
	Olamide Zaccheaus vs. Georgia Tech, 2018	10	96	9.6	0
	Hasise Dubois vs. Clemson, 2019	10	130	13.0	1
	Hasise Dubois vs. Florida, 2019	10	83	8.3	2
	Billy Kemp IV vs. Clemson, 2020	10	96	9.6	1
	Billy Kemp IV vs. NC State, 2020	10	82	8.2	1
	Keytaon Thompson vs. Louisville, 2021	10	149	14.9	0
	Dontayvion Wicks vs. Pitt, 2021	10	144	14.4	0
	Malik Washington vs. NC State, 2023	10	170	17.0	2

Single Game Receiving Leaders (Yards)

	Player	No.	Yds.	Avg.	TD
1.	Olamide Zaccheaus vs. Ohio, 2018	9	247	27.4	2
2.	Ken Shelton vs. William & Mary, 1974	9	241	26.8	3
3.	Dontrelle Inman vs. Duke, 2010	10	239	23.9	1
4.	Herman Moore vs. Georgia Tech, 1990	9	234	26.0	1
5.	Billy McMullen vs. Duke, 2000	8	189	23.6	2
6.	Dontayvion Wicks vs. North Carolina, 2021	7	183	26.1	1
7.	Herman Moore vs. Virginia Tech, 1990	6	180	30.0	1
8.	Ra'Shaun Henry vs. Louisville, 2021	9	179	19.9	0
9.	Harrison Davis vs. North Carolina, 1973	6	178	29.7	1
10.	Herman Moore vs. Virginia Tech, 1988	7	175	25.0	1
	Billy McMullen vs. Maryland, 2001	11	175	15.9	1
12.	Malik Washington vs. NC State, 2023	10	170	17.0	2
13.	Dontayvion Wicks vs. Georgia Tech, 2021	6	168	28.0	2
14.	Terrence Wilkins vs. North Carolina, 1998	4	167	41.8	0
15.	John Ford vs. Duke, 1987	7	163	23.3	2
	Germane Crowell vs. Florida State, 1997	5	163	32.6	0
17.	Terrence Wilkins vs. North Carolina, 1998	4	167	41.8	0
18.	John Ford vs. Duke, 1987	7	163	23.3	2
	Germane Crowell vs. Florida State, 1997	5	163	32.6	0

Annual Receiving Yards Leaders

Year	Player	No.	Yds.	Avg.	TD
1940	Nick Gianakos	21	296	14.1	4
1941	Bill Preston	22	377	17.1	2
1942	Ed Kreick	10	140	14.0	2
1944	Henry Walker	8	139	17.4	2
1946	Sam Fray	10	161	16.1	0
1947	Ed Bessell	10	226	22.6	2
1948	Floyd Tayloe	8	102	12.8	4
1949	Steve Osisek	11	205	18.6	4
1950	Gene Schroeder	33	552	16.7	7
1951	Bill Chisolm	21	241	11.5	3
1952	Ray Quillen	7	135	19.3	1
1953	Fred Moyer	10	174	17.4	1
1954	Henry Strempek	6	156	26.0	1
1955	Jesse Hagy	17	173	10.2	1
1956	Fred Polzer (led ACC)	24	231	9.6	0
1957	Fred Polzer	25	232	9.3	4
1958	Sonny Randle (led ACC)	47	642	13.7	5
1959	Brerry Jones	20	207	10.4	1
1960	Joe Kehoe	34	378	11.1	2
1961	Carl Kuhn	6	87	14.5	0
1962	Terry Sieg	27	281	10.4	0
1963	Larry Molinari	11	147	13.4	0
1964	John Pincavage	30	331	11.0	1
1965	John Pincavage (led ACC)	44	566	12.9	0
1966	Frank Quayle	28	420	15.0	4
1967	Joe Hoppe	21	318	15.1	3
1968	Frank Quayle	30	426	14.2	2
1969	Bob Bischoff	35	498	14.2	1
1970	Dave Sullivan	37	523	14.1	2
1971	Bill Davis (led ACC)	49	617	12.6	2
1972	Dave Sullivan	51	662	13.0	7
1973	Harrison Davis (led ACC)	44	773	17.6	5
1974	Ken Shelton	32	575	18.0	8
1975	Tom Fadden	48	620	12.9	2
1976	Jim Wicks	29	297	10.2	0
1977	Tom Champlin	11	209	19.0	1
1978	Andre Grier	11	262	23.8	2
1979	Ted Marchibroda	17	242	14.2	2
1980	Cole Egan	23	447	19.4	1
1981	Henry Johnson	27	427	15.8	2
1982	Nick Merrick	19	418	22.0	3
1983	Billy Smith (led ACC)	42	777	18.5	4
1984	John Ford	19	545	28.7	7
1985	Geno Zimmerlink	24	412	17.2	3
1986	Keith Mattioli	44	717	16.3	3
1987	John Ford	48	855	17.8	6
1988	Bruce McGonnigal	26	471	18.1	3
1989	Herman Moore	36	848	23.6	10
1990	Herman Moore (led ACC)	54	1190	22.0	13
1991	Tyrone Davis	19	465	24.5	5
1992	Tyrone Davis	23	548	23.8	7
1993	Patrick Jeffers	32	580	18.1	6
1994	Tyrone Davis	38	691	18.2	10
1995	Demetrius "Pete" Allen	33	652	19.8	3
1996	Germane Crowell	33	687	20.8	3
1997	Germane Crowell	53	969	18.3	9
1998	Terrence Wilkins	45	811	18.0	1
1999	Billy McMullen	28	483	17.2	6
2000	Billy McMullen	30	541	18.0	3
2001	Billy McMullen (led ACC)	83	1060	12.8	12
2002	Billy McMullen	69	894	13.0	3
2003	Heath Miller	70	835	11.9	6
2004	Heath Miller	41	541	13.2	5
2005	Deyon Williams	58	767	13.2	7
2006	Kevin Ogletree	52	582	11.2	4
2007	Tom Santi	36	418	11.6	3
2008	Kevin Ogletree	58	723	12.5	5
2009	Kris Burd	31	413	13.3	1
2010	Dontrelle Inman	51	815	16.0	3
2011	Kris Burd	66	913	13.8	3
2012	Darius Jennings	48	568	11.8	5
2013	Jake McGee	43	395	9.2	2
2014	Canaan Severin	42	578	13.8	5
2015	Canaan Severin	54	759	14.1	8
2016	Doni Dowling	50	626	12.5	4
2017	Olamide Zaccheaus	85	895	10.5	5
2018	Olamide Zaccheaus	93	1058	11.4	9
2019	Hasise Dubois	75	1062	14.2	6
2020	Billy Kemp IV	67	644	9.6	1
2021	Dontayvion Wicks	57	1203	21.1	9
2022	Keytaon Thompson	53	579	10.9	0
2023	Malik Washington	110	1426	13.0	9

Annual Receptions Leaders

Year	Player	No.	Yds.	Avg.	TD
1940	Eddie Bryant (led nation)	30	222	7.4	2
1941	Bill Preston	22	377	17.1	2
1942	Ed Kreick	10	140	14.0	2
1944	Ward Speer	9	70	7.8	0
1946	Sam Fray	10	161	16.1	0
1947	Ed Bessell	10	226	22.6	2
1948	Carlton Elliott	9	76	8.4	0
1949	Myron Mausteller	12	177	14.8	2
1950	Gene Schroeder	33	552	16.7	7
1951	Bill Chisolm	21	241	11.5	3
1952	Bobby Pate	9	118	13.1	3
	Bob Tata	9	118	13.1	3
1953	Ray Quillen	12	117	9.8	1
1954	Herb Hartwell	8	104	13.0	0
1955	Jesse Hagy	17	173	10.2	1
1956	Fred Polzer (led ACC)	24	231	9.6	0
1957	Fred Polzer (led ACC)	25	232	9.3	4
1958	Sonny Randle (led ACC)	47	642	13.7	5
1959	Berry Jones	20	207	10.4	1
1960	Joe Kehoe	34	378	11.1	2
1961	Tony Ulehla	9	85	9.4	1
1962	Terry Sieg	27	281	10.4	0
1963	John Pincavage	15	136	9.1	0
1964	John Pincavage	30	331	11.0	1
1965	John Pincavage (led ACC)	44	566	12.9	0
1966	Ed Carrington	32	411	12.8	5
1967	Frank Quayle	25	299	12.0	0
1968	Frank Quayle	30	426	14.2	2
1969	Bob Bischoff	35	498	14.2	1
1970	Dave Sullivan	37	523	14.1	2
1971	Bill Davis (led ACC)	49	617	12.6	2
1972	Dave Sullivan (led ACC)	51	662	13.0	7
1973	Harrison Davis (led ACC)	44	773	17.6	5
1974	Tom Fadden	34	416	12.2	3
1975	Tom Fadden (led ACC)	48	620	12.9	2
1976	Jim Wicks	29	297	10.2	0
1977	Jim Theiling	16	170	10.6	0
1978	Jim Theiling	16	239	14.9	1
1979	Mike Newhall	20	196	9.8	1
1980	Tommy Vigorito	29	239	8.2	1
1981	Kevin Riccio	32	351	11.0	5
1982	Henry Johnson	21	377	18.0	2
1983	Billy Smith	42	777	18.5	4
1984	Geno Zimmerlink	22	350	15.9	2
	Jon Muha	22	283	12.9	1
1985	Geno Zimmerlink	24	412	17.2	3
	Jon Muha	24	299	12.5	1
1986	Keith Mattioli	44	717	16.3	3
1987	John Ford	48	855	17.8	6
1988	John Ford	29	444	15.3	2
1989	Bruce McGonnigal	42	634	15.1	6
1990	Herman Moore	54	1190	22.0	13
1991	Terry Kirby	37	406	11.0	2
1992	Terry Kirby	28	241	8.6	2
1993	Patrick Jeffers	32	580	18.1	6
1994	Tyrone Davis	38	691	18.2	10
1995	Patrick Jeffers	34	517	15.2	3
1996	Germane Crowell	33	687	20.8	3
1997	Germane Crowell	53	969	18.3	9
1998	Terrence Wilkins	45	811	18.0	1
1999	Billy McMullen	28	483	17.2	6
	Kevin Coffey	28	437	15.6	7
2000	Billy McMullen	30	541	18.0	3
2001	Billy McMullen (led ACC)	83	1060	12.8	12
2002	Billy McMullen	69	894	13.0	3
2003	Heath Miller	70	835	11.9	6
2004	Heath Miller	41	541	13.2	5
2005	Deyon Williams	58	767	13.2	7

2006	Kevin Ogletree	52	582	11.2	4
2007	Mikell Simpson	43	402	9.3	2
2008	Kevin Ogletree	58	723	12.5	5
2009	Kris Burd	31	413	13.3	1
2010	Kris Burd	58	799	13.8	5
2011	Kris Burd	66	913	13.8	3
2012	Perry Jones	49	397	8.1	0
2013	Jake McGee	43	395	9.2	2
2014	Canaan Severin	42	578	13.8	5
2015	Taquan Mizzell	75	721	9.6	4
2016	Taquan Mizzell	52	404	7.8	2
2017	Olamide Zaccheaus	85	895	10.5	5
2018	Olamide Zaccheaus (led ACC)	93	1058	11.4	9
2019	Joe Reed	77	679	8.8	7
2020	Billy Kemp IV	67	644	9.6	1
2021	Keytaon Thompson	78	990	12.7	1
2022	Keytaon Thompson	53	579	10.9	0
2023	Malik Washington	110	1426	13.0	9



MALIK WASHINGTON
In his lone season with the Cavaliers, Malik Washington caught 110 passes to lead the nation and set the ACC single-season record.



100-Yard Receiving Games

Date	Opponent	No.	Yds	Avg.	TD
Malik Washington (10)					
Sept. 9, 2023	James Madison	5	119	23.8	1
Sept. 15, 2023	Maryland	9	141	15.7	0
Sept. 22, 2023	NC State	10	170	17.0	2
Oct. 7, 2023	William & Mary	7	112	16.0	1
Oct. 21, 2023	North Carolina	12	115	9.6	1
Oct. 28, 2023	Miami	12	152	12.7	0
Nov. 4, 2023	Georgia Tech	11	109	9.9	0
Nov. 9, 2023	Louisville	9	155	17.2	1
Nov. 18, 2023	Duke	8	112	14.0	2
Nov. 25, 2023	Virginia Tech	14	115	8.2	0

Germane Crowell (9)					
Nov. 18, 1995	Virginia Tech	5	112	22.4	2
Oct. 26, 1996	Florida State	6	126	21.0	1
Nov. 9, 1996	Clemson	4	110	27.5	0
Sept. 4, 1997	Auburn	6	102	17.0	1
Oct. 11, 1997	Clemson	6	100	16.7	1
Oct. 25, 1997	Florida State	5	163	32.6	0
Nov. 8, 1997	Georgia Tech	6	128	21.3	1
Nov. 15, 1997	NC State	6	108	18.0	1
Nov. 29, 1997	Virginia Tech	9	162	18.0	2

Kris Burd (9)					
Sept. 4, 2010	Richmond	7	122	17.4	1
Sept. 25, 2010	VMI	8	119	14.9	1
Oct. 2, 2010	Florida State	4	118	29.5	1
Oct. 30, 2010	Miami	7	104	14.9	0
Sept. 17, 2011	North Carolina	7	110	15.7	0
Oct. 1, 2011	Idaho	8	123	15.4	0
Nov. 5, 2011	Maryland	9	112	12.4	0
Nov. 26, 2011	Virginia Tech	7	100	14.3	0
Dec. 31, 2011	Auburn	6	103	17.2	2

Herman Moore (8)					
Oct. 29, 1988	Virginia Tech	7	175	25.0	1
Sept. 23, 1989	Duke	5	134	26.8	2
Oct. 7, 1989	Clemson	3	136	45.3	1
Oct. 13, 1989	North Carolina	4	116	29.0	1
Sept. 22, 1990	Duke	5	105	21.0	2
Oct. 13, 1990	NC State	6	162	27.0	2
Nov. 3, 1990	Georgia Tech	9	234	26.0	1
Nov. 24, 1990	Virginia Tech	6	180	30.0	1

Billy McMullen (8)					
Oct. 16, 1999	NC State	4	109	27.3	2
Sept. 16, 2000	Duke	8	189	23.6	2
Oct. 6, 2001	Maryland	11	175	15.9	1
Oct. 13, 2001	North Carolina	11	122	11.1	1
Nov. 3, 2001	Wake Forest	7	107	15.3	1
Nov. 17, 2001	Virginia Tech	7	130	18.6	0
Aug. 31, 2002	Florida State	5	101	20.2	0
Nov. 9, 2002	Penn State	10	122	12.2	0

Olamide Zaccheaus (8)					
Sept. 24, 2016	Central Michigan	8	141	17.6	2
Sept. 16, 2017	UConn	9	122	13.6	1
Oct. 14, 2017	North Carolina	5	100	20.0	1
Sept. 1, 2018	Richmond	6	101	16.8	1
Sept. 15, 2018	Ohio	9	247	27.4	2
Sept. 29, 2018	NC State	9	109	12.1	2
Oct. 27, 2018	North Carolina	10	108	10.8	0
Dec. 29, 2018	South Carolina	12	100	8.3	3

Date	Opponent	No.	Yds	Avg.	TD
John Ford (7)					
Sept. 15, 1984	VMI	3	133	44.3	2
Sept. 6, 1986	South Carolina	5	104	20.8	1
Sept. 26, 1987	Duke	7	163	23.3	2
Oct. 10, 1987	Clemson	5	109	21.8	0
Oct. 17, 1987	South Carolina	8	121	15.1	0
Nov. 14, 1987	North Carolina	7	116	16.6	0
Nov. 12, 1988	North Carolina	4	100	25.0	1

Terrence Wilkins (6)					
Sept. 4, 1997	Auburn	7	107	15.3	1
Nov. 15, 1997	NC State	8	117	14.6	2
Oct. 17, 1998	Georgia Tech	7	131	18.7	1
Oct. 31, 1998	Wake Forest	7	101	14.4	0
Nov. 14, 1998	North Carolina	4	167	41.8	0
Nov. 28, 1998	Virginia Tech	7	141	20.1	0

Dontayvion Wicks (6)					
Sept. 18, 2021	North Carolina	7	183	12.8	1
Sept. 24, 2021	Wake Forest	8	114	14.3	1
Oct. 16, 2021	Duke	7	125	17.9	1
Oct. 23, 2021	Georgia Tech	6	168	28.0	2
Oct. 30, 2021	BYU	4	125	31.3	1
Nov. 20, 2021	Pitt	10	144	14.4	0

Patrick Jeffers (5)					
Sept. 11, 1993	Navy	4	124	31.0	2
Oct. 30, 1993	NC State	4	127	31.8	1
Nov. 19, 1994	Virginia Tech	6	116	19.3	0
Nov. 25, 1994	NC State	6	153	25.5	1
Sept. 23, 1995	Clemson	4	112	28.0	1

Tyrone Davis (4)					
Sept. 5, 1992	Maryland	6	117	19.5	1
Sept. 10, 1994	Navy	9	119	13.2	3
Oct. 22, 1994	North Carolina	5	124	24.8	2
Nov. 5, 1994	Duke	3	107	35.7	2

Date	Opponent	No.	Yds	Avg.	TD
Demetrius "Pete" Allen (4)					
Sept. 12, 1992	Navy	3	114	38.0	2
Oct. 14, 1995	Duke	5	160	32.0	2
Oct. 21, 1995	Texas	3	102	34.0	0
Nov. 2, 1995	Florida State	4	109	27.3	1

Terrell Jana (4)					
Nov. 2, 2019	North Carolina	13	146	11.2	0
Nov. 9, 2019	Georgia Tech	9	108	12.0	0
Dec. 30, 2019	Florida	7	126	18.0	1
Oct. 10, 2020	NC State	9	111	12.3	0

Keytaon Thompson (4)					
Oct. 9, 2021	Louisville	10	149	14.9	0
Nov. 13, 2021	Notre Dame	8	102	12.8	0
Nov. 20, 2021	Pittsburgh	11	126	11.5	1
Sept. 17, 2022	Old Dominion	9	118	13.1	0

Sonny Randle (3)					
Sept. 20, 1958	Clemson	6	109	18.2	1
Nov. 15, 1958	South Carolina	6	105	17.5	0
Nov. 22, 1958	Maryland	5	106	21.2	0

Ed Carrington (3)					
Nov. 21, 1964	Maryland	5	103	20.6	0
Nov. 20, 1965	Maryland	5	115	23.0	4
Sept. 24, 1966	Clemson	10	113	11.3	0

Frank Quayle (3)					
Sept. 24, 1966	Clemson	7	103	14.7	2
Oct. 15, 1966	VMI	3	127	42.3	1
Oct. 21, 1967	South Carolina	7	101	14.4	0

VIRGINIA

2024 UVA FOOTBALL

Date	Opponent	No.	Yds	Avg.	TD
Dave Sullivan (3)					
Oct. 17, 1970	Army	6	110	18.3	0
Nov. 20, 1971	Maryland	6	102	17.0	0
Oct. 14, 1972	VMI	7	133	19.0	1
Harrison Davis (3)					
Sept. 22, 1973	Missouri	6	124	20.7	1
Oct. 20, 1973	Virginia Tech	8	118	14.8	1
Nov. 3, 1973	North Carolina	6	178	29.7	1
Billy Smith (3)					
Oct. 2, 1982	NC State	7	128	18.3	0
Oct. 8, 1983	Clemson	5	125	25.0	1
Oct. 15, 1983	VMI	5	121	24.2	1
Bruce McGonnigal (3)					
Oct. 22, 1988	Wake Forest	5	115	23.0	0
Sept. 16, 1989	Georgia Tech	6	157	26.2	0
Oct. 21, 1989	Wake Forest	8	137	17.1	2
Heath Miller (3)					
Nov. 22, 2003	Georgia Tech	6	110	18.3	1
Nov. 29, 2003	Virginia Tech	13	145	11.2	0
Oct. 16, 2004	Florida State	9	110	12.2	0
Kevin Ogletree (3)					
Oct. 14, 2006	Maryland	3	133	44.3	2
Sept. 6, 2008	Richmond	8	103	12.9	0
Oct. 4, 2008	Maryland	5	100	20.0	2
Hasise Dubois (3)					
Sept. 28, 2019	Notre Dame	9	143	15.9	1
Nov. 29, 2019	Virginia Tech	4	139	34.8	0
Dec. 7, 2019	Clemson	10	130	13.0	1
Joe Kehoe (2)					
Nov. 12, 1960	Navy	4	123	30.8	1
Nov. 19, 1960	Maryland	11	108	9.8	0
Bob Bischoff (2)					
Nov. 15, 1969	Tulane	7	117	16.7	0
Oct. 31, 1970	North Carolina	6	114	19.0	1
Bill Davis (2)					
Oct. 2, 1971	Vanderbilt	7	135	19.3	1
Nov. 13, 1971	North Carolina	7	159	22.7	0
Ken Shelton (2)					
Sept. 14, 1974	Navy	8	105	13.1	3
Sept. 21, 1974	William & Mary	9	241	26.8	3
Greg Taylor (2)					
Oct. 24, 1981	Wake Forest	6	130	21.7	2
Nov. 11, 1981	North Carolina	6	106	17.7	1
Quentin Walker (2)					
Nov. 13, 1982	North Carolina	4	101	25.3	0
Sept. 3, 1983	Duke	2	145	72.5	2
Nick Merrick (2)					
Oct. 23, 1982	Wake Forest	4	137	34.3	1
Nov. 24, 1984	Maryland	9	117	13.0	0
Keith Mattioli (2)					
Nov. 15, 1986	North Carolina	6	109	18.2	0
Oct. 3, 1987	VMI	8	137	17.1	0
Kevin Coffey (2)					
Nov. 28, 1998	Virginia Tech	5	111	22.2	1
Sept. 4, 1999	North Carolina	4	101	25.3	1

Date	Opponent	No.	Yds	Avg.	TD
Deyon Williams (2)					
Nov. 12, 2005	Georgia Tech	10	107	10.7	1
Nov. 26, 2005	Miami	6	152	25.3	2
Tim Smith (2)					
Nov. 5, 2011	Maryland	5	101	20.2	0
Nov. 26, 2013	Georgia Tech	10	151	15.1	0
Darius Jennings (2)					
Sept. 29, 2012	Louisiana Tech	6	136	22.7	0
Oct. 26, 2013	Georgia Tech	13	119	9.2	2
Taquan Mizzell (2)					
Sept. 5, 2015	UCLA	8	100	12.5	1
Sept. 19, 2015	William & Mary	5	123	24.6	1
Canaan Severin (2)					
Sept. 12, 2015	Notre Dame	11	153	13.9	0
Nov. 14, 2015	Louisville	8	116	14.5	3
Andre Levrone (2)					
Sept. 16, 2017	UConn	4	127	31.8	1
Sept. 22, 2017	Boise State	5	141	28.2	2
Joe Reed (2)					
Nov. 23, 2018	Virginia Tech	4	119	29.8	2
Sept. 28, 2019	Notre Dame	9	107	11.9	1
Billy Kemp IV (2)					
Sept. 18, 2021	North Carolina	8	106	13.3	2
Nov. 27, 2021	Virginia Tech	8	102	12.8	0
Steve Osisek (1)					
Nov. 5, 1949	Pennsylvania	7	100	14.3	1
Gene Schroeder (1)					
Oct. 21, 1950	VMI	7	112	16.0	1
John Pincavage (1)					
Sept. 18, 1965	Duke	6	110	18.3	0
Kenny Poates (1)					
Oct. 2, 1965	North Carolina	5	104	20.8	1
Jeff Anderson (1)					
Nov. 23, 1968	Maryland	5	132	26.4	1
Chuck Belic (1)					
Oct. 21, 1972	Clemson	6	129	21.5	0
Jim Theiling (1)					
Nov. 18, 1978	North Carolina	7	113	16.1	0
Cole Egan (1)					
Sept. 20, 1980	NC State	6	112	18.7	0
Henry Johnson (1)					
Oct. 24, 1981	Wake Forest	6	121	20.2	1
Kevin Riccio (1)					
Nov. 6, 1982	Georgia Tech	7	103	14.7	1
Barry Word (1)					
Oct. 22, 1983	Wake Forest	2	102	51.0	1
Jon Muha (1)					
Sept. 15, 1984	VMI	8	106	13.3	1



Date	Opponent	No.	Yds	Avg.	TD
Aaron Mundy (1)					
Sept. 7, 1991	Maryland	8	116	14.5	0
Derick Byrd (1)					
Sept. 30, 1995	Wake Forest	5	121	24.2	1
Thomas Jones (1)					
Nov. 13, 1999	Buffalo	2	110	55.0	1
Tavon Mason (1)					
Sept. 29, 2001	Duke	4	100	25.0	1
Alvin Pearman (1)					
Oct. 18, 2003	Florida State	16	134	8.4	1
Ottowa Anderson (1)					
Sept. 3, 2005	Western Mich.	3	109	36.3	0
Tom Santi (1)					
Dec. 30, 2005	Minnesota	5	128	25.6	0
Mikell Simpson (1)					
Oct. 20, 2007	Maryland	13	152	11.7	0
Dontrelle Inman (1)					
Nov. 6, 2010	Duke	10	239	23.9	1
Perry Jones (1)					
Sept. 29, 2012	Louisiana Tech	7	100	14.3	0
Dominique Terrell (1)					
Nov. 10, 2012	Miami (Fla.)	9	127	14.1	0
Jake McGee (1)					
Oct. 12, 2013	Maryland	8	114	14.3	1
Miles Gooch (1)					
Oct. 18, 2014	Duke	6	129	21.5	0
David Eldridge (1)					
Oct. 1, 2016	Duke	2	112	56.0	1
Doni Dowling (1)					
Sept. 16, 2017	UConn	6	136	22.7	1
Lavel Davis Jr. (1)					
Sept. 26, 2020	Duke	4	101	25.3	2
Jelani Woods (1)					
Sept. 11, 2021	Illinois	5	122	24.4	1
Ra'Shaun Henry (1)					
Oct. 9, 2021	Louisville	9	179	19.9	0

SCORING RECORDS

Most Points

Career—332, Connor Hughes, 2002-05

Season—134, Bill Dudley, 1941

Sr.—134, Bill Dudley, 1941

Jr.—115, Gene Mayer, 1914 (modern record: 110, Brian Delaney, 2019)

Soph.—109, Connor Hughes, 2003

Fr.—60, Kyle Kirkeide, 1993; Wali Lundy, 2002

Game—36, Gene Mayer vs. Richmond, 1915

(modern record: 26, Jim Bakhtiar vs. Virginia Tech, 1957)

Sr.—36, Gene Mayer vs. Richmond, 1915

(modern record: 26, Jim Bakhtiar vs. Virginia Tech, 1957)

Jr.—24, Ed Carrington vs. Maryland, 1965; Gene Arnette vs. Buffalo, 1967; Tiki Barber vs. Georgia Tech, 1995

Soph.—24, Ray Brown vs. Richmond, 1945; Gary Helman vs. William & Mary, 1969; Terry Kirby vs. William & Mary, 1990; Wali Lundy vs. Virginia Tech, 2003

Fr.—30, Gene Mayer vs. North Carolina, 1912 (modern record: 24, Wali Lundy vs. West Virginia, 2002)

Most Touchdowns

Career—52, Wali Lundy, 2002-05

Season—18, Gene Mayer, 1914; Bill Dudley, 1941

Sr.—18, Bill Dudley, 1941

Jr.—18, Gene Mayer, 1914 (modern record: 17, Wali Lundy, 2004)

Soph.—14, Wali Lundy, 2003

Fr.—10, Wali Lundy, 2002

Game—5, Gene Mayer vs. North Carolina, 1912;

Gene Mayer vs. Richmond, 1915; (modern record: 4 on 12 occasions)

Sr.—5, Gene Mayer vs. Richmond, 1915

(modern record: 4, Bill Dudley vs. Hampden-Sydney, 1941;

Jim Bakhtiar vs. Virginia Tech, 1957;

Wali Lundy vs. Temple, 2005; Keith Payne vs. Richmond, 2010)

Jr.—4, Ed Carrington vs. Maryland, 1965; Gene Arnette vs. Buffalo, 1967; Tiki Barber vs. Georgia Tech, 1995

Soph.—4, Ray Brown vs. Richmond, 1945; Gary Helman vs. William & Mary, 1969; Terry Kirby vs. William & Mary, 1990; Wali Lundy vs. Virginia Tech, 2003

Fr.—5, Gene Mayer vs. North Carolina, 1912 (modern record: 4, Wali Lundy vs. West Virginia, 2002)

Most PATs

Career—134, Connor Hughes, 2002-05

Season—50, Brian Delaney, 2019

Sr.—49, Jake McInerney, 1990

Jr.—50, Brian Delaney, 2019

Soph.—40, Connor Hughes, 2003

Fr.—36, Kyle Kirkeide, 1993

Game—12, Bob Mudd vs. Johns Hopkins, 1894 (modern record: 9, Wayne Morrison vs. James Madison, 1979)

Most Run-Pass TDs

Career—83, Shawn Moore, 1987-90

Season—40, Brennan Armstrong, 2021

Game—7, Waverly Whitaker vs. Randolph-Macon, 1890 (modern record: 6,

Shawn Moore vs. Navy, 1990; Dan Ellis vs. Buffalo, 1999, Brennan

Armstrong vs. Georgia Tech & BYU 2021)

Most FGs Made

Career—66, Connor Hughes, 2002-05

Season—23, Connor Hughes, 2003

Sr.—21, Rafael Garcia, 1996; Connor Hughes, 2005

Jr.—22, Ian Frye, 2014

Soph.—23, Connor Hughes, 2003

Fr.—9, Wayne Morrison, 1979

Game—5, Rafael Garcia vs. Virginia Tech, 1994 (att. 5); Connor Hughes vs. Georgia Tech, 2003 (att. 5); Chris Gould vs. North Carolina, 2007 (att. 5)

Most FGs Attempted

Career—79, Connor Hughes, 2002-05

Season—27, Rafael Garcia, 1995, 1996; Ian Frye, 2014

Sr.—27, Rafael Garcia, 1996

Jr.—27, Rafael Garcia, 1995; Ian Frye, 2014

Soph.—25, Connor Hughes, 2003

Fr.—16, Joe Jenkins, 1973; Wayne Morrison, 1979

Game—6, Todd Braverman vs. North Carolina, 1998 (made 3)

Most Points Kicking

Career—332, Connor Hughes, 2002-05

Season—110, Brian Delaney, 2019

Sr.—99, Connor Hughes, 2005

Jr.—110, Brian Delaney, 2019

Soph.—109, Connor Hughes, 2003

Fr.—61, A.J. Mejia, 2017

Game—18, Rafael Garcia vs. Virginia Tech, 1994

Sr.—16, Kenny Stadlin vs. VMI, 1985;

Chris Gould vs. North Carolina, 2007;

Robert Randolph vs. William & Mary, 2011

Jr.—17, Jake McInerney vs. Wake Forest, 1989

Soph.—18, Rafael Garcia vs. Virginia Tech, 1994

Fr.—12, Wayne Morrison vs. Duke, 1979;

Connor Hughes vs. Maryland, 2002;

Connor Hughes vs. West Virginia, 2002

A.J. Mejia vs. Georgia Tech, 2017

Will Bettridge vs. Miami, 2022

Longest Field Goals

56 Kenny Stadlin vs. Virginia Tech, 1984

56 Rafael Garcia vs. Texas, 1995

53 Connor Hughes vs. Wake Forest, 2003

53 Ian Frye vs. BYU, 2013

52 Connor Hughes vs. NC State, 2003

52 Chris Hinkebein vs. Maryland, 2010

51 Mark Inderlied vs. South Carolina, 1987

51 Jake McInerney vs. Georgia Tech, 1990

51 Chris Gould vs. North Carolina, 2007

50 Wayne Morrison vs. Navy, 1979

50 Rafael Garcia vs. Virginia Tech, 1994

50 Todd Braverman vs. No. Carolina, 1999

50 Connor Hughes vs. Georgia Tech, 2003

50 Connor Hughes vs. Clemson, 2004

50 Connor Hughes vs. Florida State, 2005

Consecutive Scoring Kicks

Consecutive Field Goals—17, Brian Delaney, 2019-20

Consecutive PATs—88, Jake McInerney, 1989-90

Career Scoring Leaders

Player	Years	Games	TD	X-Pt	2-Pt	FG	Pts.
1. Connor Hughes	2002-05	42	0	134-138	0	66-79	332
2. Wali Lundy	2002-05	49	52	0	0	0	312
3. Gene Mayer	1912-15	31	46	17	0	0	293
4. Rafael Garcia	1993-96	39	0	98-103	0	58-76	272
5. Thomas Jones	1996-99	44	40	0	0	0	240
6. Brian Delaney	2017-20	50	0	110-113	0	42-53	236
7. Robert Randolph	2008-11	42	1	81-81	0-1	46-60	225
8. Ian Frye	2012-15	40	0	83-85	0	45-58	218
9. Frank Quayle	1966-68	30	35	0	0-1	0	210
Tiki Barber	1993-96	41	35	0	0	0	210
11. Kenny Stadlin	1983-85	35	0	93-95	0	37-48	204
12. Kevin Parks	2011-14	48	33	0	0	0	198
13. Wayne Morrison	1979-82	44	0	79-83	0	38-66	193
14. Terry Kirby	1989-92	39	32	0	0	0	192
15. Bill Dudley	1939-41	27	25	35-50	0	1	188

Season Scoring Leaders

Player	Year	TD	X-Pt	2-Pt	FG	Pts.
1. Bill Dudley	1941	18	23-28	0	1-1	134
2. Gene Mayer	1914	18	7	0	0	115
3. Brian Delaney	2019	0	50-52	0	20-24	110
4. Connor Hughes	2003	0	40-40	0	23-25	109
5. Thomas Jones	1999	17	0	0	0	102
Wali Lundy	2004	17	0	0	0	102
7. Ian Frye	2014	0	34-35	0	22-27	100
8. Connor Hughes	2005	0	36-36	0	21-24	99
9. Tiki Barber	1995	16	0	0	0	96
Rafael Garcia	1996	0	33-33	0	21-27	96
Keith Payne	2010	16	0	0	0	96
12. Gene Mayer	1915	14	10	0	0	94
Jake McInerney	1990	0	49-50	0	15-17	94
14. Connor Hughes	2004	0	42-45	0	17-24	93
15. Rafael Garcia	1995	0	31-36	0	20-27	91



Annual Scoring Leaders

Year	Player	TD	X Pt	FG	Pts.
1940	Bill Dudley	5	3-8	0	33
1941	Bill Dudley (led nation)	18	23-28	1-1	134
1942	Herb Munhall	5	0	0	30
1943	Charlie Sackett	3	0	0	18
1944	John Duda	8	3-7	0	51
1945	Ray Brown	11	0	0	66
1946	Ray Brown	7	0	0	42
	John Duda	4	18-25	0	42
1947	George Grimes	5	26-35	0	56
1948	Floyd Tayloe	6	0	0	36
	Barney Gill	6	0	0	36
1949	John Papit	9	0	0	54
1950	John Papit	8	0	0	48
1951	Mel Roach	3	27-34	0	45
1952	Mel Roach	2	37-43	0	49
1953	Henry Strempek	3	0	0	18
1954	Herb Hartwell	4	0	0	24
1955	Jim Bakhtiar	4	12-14	0	36
1956	Jim Bakhtiar	3	9-12	1	30
1957	Jim Bakhtiar	6	7-14	0	43
1958	Sonny Randle	5	0	0	30
1959	Tom Gravins	5	4-6&	0	35
1960	Tony Ulehla	4	1-1**	0	26
1961	Bob Rowley	0	12-13	3	21
1962	Gary Cuzzo	6	0	0	36
1963	Bob Dunphy	4	2-2†	0	28
1964	Bob Davis	10	1-3†	0	62
1965	Ed Carrington	6	0	0	36
1964	Bob Davis	6	0	0	36
1966	Frank Quayle (led ACC)	11	0-1†	0	66
1967	Frank Quayle	10	0	0	60
1968	Frank Quayle (led ACC)	14	0-1†	0	84
1969	Gary Helman	7	1-1	0	43
1970	Gary Helman	9	0	0	54
1971	Billy Maxwell	0	12-13	8-17	36
1972	Billy Maxwell	0	23-23	8-11	47
1973	Scott Gardner	5	1-5†	0	32
1974	Ken Shelton	9	0	0	54
1975	David Sloan	9	0	0	54
1976	Joe Jenkins	0	10-11	6-11	28
1977	Russ Henderson	0	4-4	5-7	19
1978	Dan Hottowe	4	3-3	0	27
1979	Greg Taylor	11	0	0	66
1980	Wayne Morrison	0	15-15	11-16	48
1981	Wayne Morrison	0	12-13	7-14	33

Year	Player	TD	X Pt	FG	Pts.
1982	Wayne Morrison	0	23-24	11-19	56
1983	Kenny Stadlin	0	28-29	12-16	64
1984	Kenny Stadlin	0	37-37	9-13	64
1985	Kenny Stadlin	0	28-29	16-19	76
1986	Jeff Gaffney	0	17-17	12-16	53
1987	Mark Inderlied	0	30-30#	13-19	70
1988	Mark Inderlied	0	27-27	14-20	69
1989	Jake McInerney	0	40-40	16-20	88
1990	Jake McInerney (led ACC)	0	49-50	15-17	94
1991	Michael Husted	0	39-39	11-17	72
1992	Michael Husted	0	35-40	13-16	74
1993	Kyle Kirkeide	0	36-37	8-12	60
1994	Rafael Garcia (led ACC)	0	34-34	17-22	85
1995	Tiki Barber	16	0	0	96
1996	Rafael Garcia	0	33-33	21-27	96
1997	Germane Crowell	9	1†	0	56
	John Allen Roberts	0	32-32	8-14	56
1998	Thomas Jones	15	0	0	90
1999	Thomas Jones	17	0	0	102
2000	David Greene	0	27-28	11-15	60
2001	Billy McMullen	12	0	0	72
2002	Wali Lundy	10	0	0	60
2003	Connor Hughes	0	40-40	23-25	109
2004	Wali Lundy (led ACC)	17	0	0	102
2005	Connor Hughes	0	36-36	21-24	99
2006	Chris Gould	0	18-18	11-19	51
2007	Chris Gould	0	35-37	16-20	83
2008	Cedric Peerman	7	0	0	42
2009	Robert Randolph	0	6-6	17-19	57
2010	Keith Payne	16	0	0	96
2011	Robert Randolph	0	32-32	16-23	80
2012	Drew Jarrett	0	27-27	8-12	51
2013	Kevin Parks	12	0	0	72
2014	Ian Frye	0	34-35	22-27	100
2015	Ian Frye	0	34-35	17-22	85
2016	Albert Reid	7	1†	0	44
2017	A.J. Mejia	0	37-37	8-12	61
2018	Brian Delaney	0	25-25	12-16	61
2019	Brian Delaney	0	50-52	20-24	110
2020	Brian Delaney	0	35-36	10-13	65
2021	Brendan Farrell	0	34-34	11-13	67
2022	Brennan Armstrong	6	0-0	0-0	36

† 2-pt. conversions
 *** includes 1 of 1 2-pt. conversions
 & includes 1 of 3 2-pt. conversions



Kicker Connor Hughes is Virginia's career scoring leader with 332 points.



Joe Reed is the UVA career record holder for kickoff return yardage with 3,042 yards. He is one of 10 FBS players all-time to reach 3,000 career kick return yards and he is the only FBS player in college football history to have at least 2,700+ career kick return yards and a career return average of 28+ yards.

KICKOFF RETURNS

Most Kickoffs Returned

Career—106, Joe Reed, 2016-19
Season—42, Khalek Shepherd, 2012
Game—9, Olamide Zaccheaus vs. Boise State, 2015

Kickoff Return Yardage

Career—3042, Joe Reed, 2016-19
Season—929, Khalek Shepherd, 2012
Game—231, Olamide Zaccheaus vs. Boise State, 2015

Kickoff Returns For a Touchdown

Career—5, Joe Reed, 2016-19
Season—2, Joe Reed, 2017 & 2019
Game—1, 19 times, last by Joe Reed vs. Duke (95), 2019

Longest Kickoff Returns

- 100 Tavon Mason, Georgia Tech, 2001
 - 100 Marquis Weeks, North Carolina, 2002
 - 100 Marquis Weeks, North Carolina, 2004
 - 100 Joe Reed, William & Mary, 2019
 - 99 Henry Massie, North Carolina, 1963
 - 98 Joe Reed, Navy, 2017
 - 96 Jerrod Washington, Georgia Tech, 1992
 - 95 Jim Ashwell, Washington & Lee, 1951
 - 95 Joe Reed, Duke, 2019
 - 93+ Alvin Pearman, North Carolina, 2004
 - 92 Joe Reed, Georgia Tech, 2017
 - 91+ Malcolm Pittman, Maryland, 1983
 - 90 John Pincavage, South Carolina, 1965
 - 90 Frank Quayle, South Carolina, 1967
 - 90 Jerrod Washington, Virginia Tech, 1991
 - 90 Joe Reed, Liberty, 2018
 - 87 Bill Dudley, Tennessee, 1940
 - 87 Raynard Horne, VMI, 2010
 - 86+ Darius Jennings, Richmond, 2014
 - 85+ Sean McCall, Maryland, 1978
 - 82 Henry Strempek, Richmond, 1952
 - 82 Joe Rowe, Central Michigan, 1996
 - 80+ Bill Dudley, VMI, 1939
 - 78+ Tom Krebs, South Carolina, 1963
 - 76+ Tyree Foreman, Maryland, 1999
 - 74+ Sonny Randle, Virginia Tech, 1958
 - 73+ Shane Simpson, Boston College, 2020
 - 72+ Khalek Shepherd, Georgia Tech, 2012
 - 70 Terence Fells-Danzer, Eastern Michigan, 2010
 - 68+ Frank Quayle, Tulane, 1966
 - 68+ Marquis Weeks, Pittsburgh, 2003
 - 68+ Michael Johnson, Duke, 2005
 - 67+ Andrew Pearman, Wyoming, 2007
 - 65+ Larry Holmes, Georgia Tech, 1993
 - 64+ Mike Bennett, Virginia Tech, 1973
- +Non-scoring play

Annual Kickoff Return Leaders

Year	Player	No.	Yds.	Avg.	TD
1940	Bill Dudley	14	356	25.4	1
1941	Eddie Bryant	6	99	16.5	0
1942	Eddie Bryant	3	76	25.3	0
1944	Dick Davis	2	46	23.0	0
1946	Ray Brown	5	115	23.0	0
1947	Bruce Bailey	8	143	17.9	0
1948	Joe McCary	8	169	21.1	0
1949	John Papit	17	397	23.4	0
1950	Gerry Furst	7	114	16.3	0
1951	Jim Ashwell	3	125	41.7	1
1952	Eddie Knowles	4	106	26.5	0
1953	Henry Strempek	10	240	24.0	1
1954	Henry Strempek	6	114	19.0	0
1955	Jim Bakhtiar	8	151	18.9	0

Year	Player	No.	Yds.	Avg.	TD
1956	Jim Bakhtiar	6	113	18.8	0
1957	Carl Moser	10	248	24.8	0
1958	Sonny Randle (led nation)	21	506	24.1	0
1959	Tom Gravins (led ACC)	17	346	20.4	0
1960	Ted Rzempoluch	11	221	20.1	0
1961	Bobby Freeman	9	162	18.0	0
1962	Bobby Freeman	7	155	22.1	0
1963	Henry Massie	5	184	36.8	1
1964	Roger Davis (led ACC)	21	461	22.0	0
1965	John Pincavage	14	344	24.6	1
1966	Frank Quayle	18	439	24.4	0
1967	Frank Quayle	17	422	24.8	1
1968	Frank Quayle	12	230	19.2	0
1969	Chuck Mooser	18	368	20.4	0
1970	Jim Lacey	16	360	22.5	0
1971	Gerard Mullins	17	405	23.8	0
1972	Kent Merritt	10	227	22.7	0
1973	Gerard Mullins	12	276	23.0	0
1974	Joe Sroba	18	440	24.4	0
1975	Joe Sroba	31	647	20.9	0
1976	Joe Sroba	25	558	22.3	0
1977	Tom Vigorito	23	504	21.9	0
1978	Sean McCall (led ACC)	19	511	26.9	0
1979	Sean McCall	17	350	20.6	0
1980	Dave Hall	14	285	20.4	0
1981	Greg Taylor	6	164	27.3	0
1982	Malcolm Pittman	30	617	20.6	0
1983	Malcolm Pittman	20	486	24.3	0
1984	Barry Word	18	351	19.5	0
1985	Malcolm Pittman	20	440	22.0	0
1986	Chris Warren	34	768	22.6	0
1987	Darrell Wynn	12	215	17.9	0
1988	Tim Finkelston	14	324	23.1	0
1989	Terry Kirby	13	257	19.8	0
1990	Larry Holmes	16	328	20.5	0
1991	Jerrod Washington	13	339	26.1	1
1992	Jerrod Washington	23	464	20.2	1
1993	Jerrod Washington	14	253	18.1	0
1994	Demetrius "Pete" Allen	11	207	18.8	0
1995	Demetrius "Pete" Allen	29	608	21.0	0
1996	Terrence Wilkins	14	290	20.7	0
1997	Terrence Wilkins	21	441	21.0	0
1998	Antwoine Womack	12	236	19.7	0
1999	Tavon Mason	9	176	19.6	0
2000	Tavon Mason	16	346	21.6	0
2001	Tavon Mason	19	482	25.4	1
2002	Wali Lundy	17	409	24.1	0
2003	Tony Franklin	13	336	25.8	0
2004	Marquis Weeks	11	354	32.2	1
2005	Cedric Peerman	21	542	25.8	0
2006	Cedric Peerman	19	519	27.3	0
2007	Andrew Pearman	29	608	21.0	0
2008	Chase Minnifield	21	490	23.3	0
2009	Chase Minnifield	22	513	23.3	0
2010	Raynard Horne	23	573	24.9	1
2011	Darius Jennings	30	599	20.0	0
2012	Khalek Shepherd	42	929	22.1	0
2013	Darius Jennings	24	522	21.8	0
2014	Darius Jennings	25	677	27.1	0
2015	Olamide Zaccheaus	28	541	19.3	0
2016	Joe Reed	27	678	25.1	0
2017	Joe Reed (led ACC)	29	861	29.7	2
2018	Joe Reed	26	707	27.2	1
2019	Joe Reed (led nation)	24	796	33.2	2
2020	Tavares Kelly Jr.	11	247	22.5	0
2021	Mike Hollins	6	85	14.2	0
2022	Demick Starling	14	306	21.9	0
2023	Malik Washington	14	273	19.5	0



PUNT RETURNS

Punts Returned

Career—100, Pat Chester, 1978-82

Season—35, Jimmy Lesane, 1951

Game—9, Eddie Bryant vs. Hampden-Sydney, 1942

Punt Return Yardage

Career—808, Pat Chester, 1978-82

Season—481, Bill Dudley, 1941

Game—140, Jimmy Lesane vs. Virginia Tech, 1951

Longest Punt Returns

95	Harry Martin to Bus Male to Harry Martin, Maryland, 1935
89	Bill Dudley, Lafayette, 1941
79	Terry Sieg, Virginia Tech, 1962
+79	Jason Wallace, Clemson, 1990
76	Chris Warren, Navy, 1986
+75	Gene Schroeder, Pennsylvania, 1950
+75	Steve Sroba, Maryland, 1972
74	Tiki Barber, Navy, 1994
74	Tiki Barber, NC State, 1996
74	Maurice Canady, William & Mary, 2015
72	Eddie Knowles, Virginia Tech, 1952
70	Bobby Freeman, Wake Forest, 1961
70	Gerard Mullins, Vanderbilt, 1971
70	Pat Chester, Duke, 1980
70	Alvin Pearman, Temple, 2004

+ Non-scoring play

Annual Punt Return Leaders

Year	Player	No.	Yds.	Avg.	TD
1940	Eddie Bryant	28	421	15.0	2
1941	Bill Dudley	28	481	17.2	1
1942	Eddie Bryant	13	112	8.6	0
1944	Charlie Ellis	12	137	11.4	0
1946	Billy Pennel	5	68	13.6	0
1947	Billy Pennel	10	164	16.4	1
1948	Barney Gill	14	215	15.4	0
1949	Steve Osisek	12	173	14.4	0
1950	Gene Schroeder	14	205	14.6	0
1951	Jimmy Lesane	35	387	11.1	0
1952	Eddie Knowles	32	365	11.4	3
1953	Eddie Knowles	4	114	28.5	1
1954	Eddie Knowles	9	72	8.0	0
1955	Nick Lawyer	4	70	17.5	1
1956	Ralph Kneeland	4	67	16.8	0
1957	Sonny Randle	5	46	9.2	0
1958	Sonny Randle	5	47	9.4	0
1959	Fred Trainor	5	42	8.4	0
1960	Carl Kuhn	4	74	18.5	0
1961	Bobby Freeman	4	81	20.3	1
1962	Terry Sieg	6	157	26.2	1
1963	Gene Angle	4	54	13.5	0
1964	Roger Davis	10	89	8.9	0

Year	Player	No.	Yds.	Avg.	TD
1965	John Pincavage	12	135	11.3	0
1966	George Stetter	18	182	10.1	0
1967	Paul Klingensmith	12	125	10.4	0
1968	Chuck Mooser	9	127	14.1	1
1969	Chuck Mooser	8	85	10.6	0
1970	Dave Sullivan	17	125	7.4	0
1971	Gerard Mullins	31	298	9.6	1
1972	Gerard Mullins	16	183	11.4	0
1973	Gerard Mullins	17	107	6.3	0
1974	Tom Fadden	19	109	5.7	0
1975	Joe Sroba	8	59	7.4	0
1976	Derrick Glasper	11	61	5.5	0
1977	Mickey Spady	16	64	4.0	0
1978	Pat Chester	31	190	6.1	0
1979	Pat Chester (led ACC)	25	248	9.9	2
1980	Pat Chester (led ACC)	19	192	10.1	1
1981	Bob Sweeney	13	41	3.2	0
1982	Pat Chester	19	128	6.7	0
1983	Bart Farinholt	15	105	7.0	0
1984	Ray Daly	20	161	8.1	0
1985	Chris Warren	26	168	6.5	0
1986	Chris Warren	17	136	8.0	1
1987	Tim Finkelston	25	182	7.3	0
1988	Tim Finkelston	25	177	7.1	0
1989	Tim Finkelston	22	159	7.2	0
1990	Jason Wallace	32	403	12.6	1
1991	Larry Holmes	26	219	8.4	0
1992	Jerrod Washington	20	87	4.4	0
1993	Larry Holmes	13	104	8.0	0
1994	Tiki Barber	17	181	10.6	1
1995	Tiki Barber	32	272	8.5	0
1996	Tiki Barber (led ACC)	19	241	12.7	1
1997	Terrence Wilkins	17	94	5.5	0
1998	Terrence Wilkins	17	165	9.7	0
1999	Arlen Harris	16	198	12.4	0
2000	James Johnson	20	115	5.8	0
2001	Alvin Pearman	27	247	9.1	0
2002	Marques Hagans	29	262	9.0	1
2003	Marques Hagans	28	269	9.6	0
2004	Alvin Pearman	28	314	11.2	1
2005	Emmanuel Byers	8	81	10.1	0
2006	Mike Brown	14	134	9.6	0
2007	Vic Hall	23	230	10.0	0
2008	Vic Hall	16	102	6.4	0
2009	Chase Minnifield	20	88	4.4	0
2010	Chase Minnifield	13	84	6.5	0
2011	Dominique Terrell	14	61	4.4	0
2012	Khalek Shepherd	23	89	3.3	0
2013	Dominique Terrell	18	142	7.9	0
2014	Khalek Shepherd	26	115	4.4	0
2015	Maurice Canady	5	126	25.2	1
2016	Daniel Hamm	22	216	9.8	0
2017	Daniel Hamm	22	98	4.5	0
2018	Tavares Kelly Jr.	13	143	11.0	0
2019	Billy Kemp IV	23	137	6.0	0
2020	Billy Kemp IV	14	71	5.1	0
2021	Billy Kemp IV	15	93	6.2	0
2022	Billy Kemp IV	8	35	4.4	0
2023	Suderian Harrison	8	37	4.6	0



Pat Chester has the most career punt returns in UVA history. He led the ACC in 1979 and 1980.

ALL-PURPOSE YARDS

All-Purpose Yards

Career—4981, Frank Quayle, 1966-68

Season—2054, Thomas Jones, 1999

Sr.—2054, Thomas Jones, 1999

Jr.—1906, Tiki Barber, 1995

Soph.—1616, Frank Quayle, 1966

Fr.—1670, Wali Lundy, 2002

Game—331, Thomas Jones vs. Buffalo, 1999

Sr.—331, Thomas Jones vs. Buffalo, 1999

Jr.—311, Tiki Barber vs. Florida State, 1995

Soph.—271, Mikell Simpson vs. Maryland, 2007

Fr.—239, Wali Lundy vs. West Virginia, 2002

Career All-Purpose Yards Leaders

Player	Years	Rush	Rec.	PR	KOR	Tot.
1. Frank Quayle	1966-68	2695	1145	50	1091	4981
2. Alvin Pearman	2001-04	2394	1396	600	579	4969
3. Tiki Barber	1993-96	3389	602	694	184	4869
4. Thomas Jones	1996-99	3998	571	82	47	4698
5. Joe Reed	2016-19	172	1465	0	3042	4679
6. Terry Kirby	1989-92	3348	1022	0	267	4637
7. Wali Lundy	2002-05	3193	895	0	409	4497
8. Taquan Mizzell	2013-16	2075	1560	0	683	4318
9. Olamide Zaccheaus	2015-18	551	2753	34	685	4024
10. Kevin Parks	2011-14	3219	779	0	0	3998
11. John Papit	1947-50	3238	85	7	651	3981
12. Tommy Vigorito	1977-80	2913	415	7	587	3922
13. Perry Jones	2009-12	2033	1165	92	432	3722
14. Darius Jennings	2011-14	183	1667	30	1839	3719
15. Bill Dudley	1939-41	1631	208	793	605	+3396

+ includes interception returns for 159 yards

Season All-Purpose Yards Leaders

Player	Year	G	Rush	Rec.	PR	KOR	Tot.	Avg.
1. Thomas Jones	1999	11	1798	239	17	0	2054	186.7
2. Alvin Pearman	2004	12	1037	402	314	195	1938	161.5
3. Tiki Barber	1995	12	1397	216	272	21	1906	158.8
4. Frank Quayle	1968	10	1213	426	0	230	1869	186.9
5. Tiki Barber	1996	11	1360	258	241	0	1859	169.0
6. Maliik Washington	2024	12	7	1426	0	273	1706	142.2
7. Bill Dudley	1941	9	968	60	481	89+	1674	186.0
8. Wali Lundy	2002	14	826	435	0	409	1670	119.3
9. Frank Quayle	1966	10	727	420	30	439	1616	161.6
10. John Papit	1949	10	1214	0	0	397	1611	161.1
11. Marcus Wilson	1989	12	1098	161	0	284	1543	128.6
12. Thomas Jones	1998	11	1303	179	13	27	1522	138.4
13. Joe Reed	2019	14	42	679	0	796	1517	116.7
14. Frank Quayle	1967	10	755	299	20	422	1496	149.6
15. Taquan Mizzell	2015	12	671	721	0	96	1488	124.0

+ includes interception returns for 76 yards

Single-Game All-Purpose Yards Leaders

Player	Rush	Rec.	PR	KOR	Tot.
1. Thomas Jones vs. Buffalo, 1999	221	110	0	0	331
2. Bill Dudley vs. North Carolina, 1941	215	0	59	51	325
3. Tiki Barber vs. Florida State, 1995	193	45	73	0	311
4. John Papit vs. George Washington, 1949	203	0	0	81	284
5. Frank Quayle vs. Maryland, 1968	216	45	0	11	272
6. Mikell Simpson* vs. Maryland, 2006	119	152	0	0	271
7. Alvin Pearman vs. Duke, 2004	223	44	0	0	267
8. Bill Dudley vs. Lehigh, 1941	167	20	78	0	265
9. Frank Quayle vs. Davidson, 1968	153	85	0	21	259
10. Tiki Barber vs. Duke, 1995	185	27	43	0	255
11. Frank Quayle vs. Tulane, 1968	121	49	0	84	254
12. Frank Quayle vs. Maryland, 1966	221	31	0	0	252
13. Frank Quayle vs. South Carolina, 1967	39	101	0	111	251
14. John Papit vs. VMI, 1949	157	0	0	93	250
Alvin Pearman vs. Virginia Tech, 2004	147	32	16	55	250



Halfback Frank Quayle piled up a school-record 4,981 career all-purpose yards from 1966-68. He led the nation with 1,616 all-purpose yards as a sophomore in 1966.



Tailback Thomas Jones set an ACC record with 2,054 all-purpose yards in 1999. He also broke Bill Dudley's 58-year-old school record for most all-purpose yards in a game that season with 331 yards against Buffalo in his final home game.

Annual All-Purpose Yards Leaders

Year	Player	Rush	Rec.	Int.	PR	KOR	Tot.	Year	Player	Rush	Rec.	Int.	PR	KOR	Tot.
1940	Bill Dudley	469	60	83	210	356	1178	1983	Howard Petty	835	116	0	0	0	951
1941	Bill Dudley (led nation)	968	60	76	481	89	1674	1984	Barry Word	603	75	0	0	351	1029
1942	Eddie Bryant	48	40	40	112	76	391	1985	Barry Word (led ACC)	1224	76	0	0	76	1376
1944	John Duda	716	19	26	0	28	799	1986	Chris Warren	380	162	0	136	768	1446
1946	Ray Brown	387	14	43	60	115	619	1987	Marcus Wilson	692	134	0	0	212	1038
1947	Bruce Bailey	398	40	0	165	143	746	1988	Tim Finkelston	0	346	0	177	324	847
1948	John Papit	885	8	0	0	146	1039	1989	Marcus Wilson	1098	161	0	0	284	1543
1949	John Papit (led nation)	1214	0	0	0	397	1611	1990	Terry Kirby	1020	324	0	0	9	1353
1950	John Papit	949	62	0	7	108	1126	1991	Terry Kirby	887	406	0	0	0	1293
1951	Bobby Pate	440	64	0	0	145	649	1992	Terry Kirby (led ACC)	1130	241	0	0	1	1372
1952	Gerry Furst	699	0	0	0	77	776	1993	Jerrold Washington	871	72	0	54	253	1250
1953	Henry Strempek	315	51	18	35	240	659	1994	Tiki Barber	591	126	0	181	118	1016
1954	Herb Hartwell	390	104	0	0	110	604	1995	Tiki Barber (led ACC)	1397	216	0	272	21	1906
1955	Jim Bakhtiar	733	55	0	0	151	939	1996	Tiki Barber (led ACC)	1360	258	0	241	0	1859
1956	Jim Bakhtiar	879	15	0	0	113	1007	1997	Terrence Wilkins	-2	506	0	94	441	1039
1957	Jim Bakhtiar	822	13	0	0	55	890	1998	Thomas Jones	1303	179	0	13	27	1522
1958	Sonny Randle (led ACC)	13	642	32	47	506	1240	1999	Thomas Jones (led ACC)	1798	239	0	17	0	2054
1959	Tom Gravins	359	195	0	9	346	909	2000	Antwoine Womack	1028	81	0	0	97	1206
1960	Fred Shepherd	529	68	0	1	85	683	2001	Alvin Pearman	371	283	0	247	266	1167
1961	Bobby Freeman	187	70	0	81	162	500	2002	Wali Lundy	826	435	0	0	409	1670
1962	Terry Sieg	216	281	20	157	131	805	2003	Alvin Pearman	643	518	0	38	128	1327
1963	John Pincavage	256	136	93	37	126	648	2004	Alvin Pearman (led ACC)	1037	402	0	314	185	1938
1964	John Pincavage	177	331	0	64	293	865	2005	Cedric Peerman	237	14	0	0	542	793
1965	John Pincavage (led ACC)	119	566	0	135	344	1164	2006	Jason Snelling	772	282	0	0	0	1054
1966	F. Quayle (led ACC, nation)	727	420	0	30	439	1616	2007	Mikell Simpson	570	402	0	0	57	1029
1967	Frank Quayle (led ACC)	755	299	0	20	422	1496	2008	Cedric Peerman	774	193	0	0	108	1075
1968	Frank Quayle (led ACC)	1213	426	0	0	230	1869	2009	Rashawn Jackson	461	222	0	0	13	696
1969	Gary Helman	851	86	0	0	48	985	2010	Perry Jones	646	224	0	45	191	1106
1970	Jim Lacey	609	13	0	0	360	982	2011	Perry Jones	915	506	0	47	0	1468
1971	Kent Merritt	828	73	0	0	351	1252	2012	Khalek Shepherd	122	129	0	89	929	1269
1972	Kent Merritt	575	28	0	0	227	830	2013	Kevin Parks	1031	329	0	0	0	1360
1973	Harrison Davis	5	773	0	0	81	859	2014	Darius Jennings	115	521	0	0	677	1313
1974	Joe Sroba	632	56	0	14	440	1142	2015	Taquan Mizzell	671	721	0	0	96	1488
1975	David Sloan	848	179	0	56	19	1102	2016	Taquan Mizzell	940	404	0	0	33	1376
1976	Joe Sroba	1	169	0	0	558	728	2017	Olamide Zaccheaus	182	895	0	0	145	1222
1977	Tommy Vigorito	326	65	0	21	504	916	2018	Joe Reed	15	465	0	0	707	1187
1978	Tommy Vigorito	800	53	0	-14	83	922	2019	Joe Reed	42	679	0	0	796	1517
1979	Greg Taylor	933	182	0	0	0	1115	2020	Billy Kemp IV	22	644	0	71	76	813
1980	Tommy Vigorito	742	239	0	0	0	981	2021	Keytaon Thompson	247	990	0	0	0	1237
1981	Greg Taylor	102	418	0	44	164	728	2022	Keytaon Thompson	25	579	0	0	0	604
1982	Antonio Rice	764	67	0	0	0	831	2023	Malik Washington	7	1426	0	61	273	1706

PUNTING RECORDS

Punts

Career—276, Russ Henderson, 1975-78
Season—85, Russ Henderson, 1977; Alec Vozenilek, 2013
Game—14, Billy Maxwell vs. South Carolina, 1972

Yardage

Career—11,951, Russ Henderson, 1975-78
Season—3,615, Russ Henderson, 1977
Game—537, Alec Vozenilek vs. BYU, 2013

Average (min. 5 punts)

Career—44.5, Nicholas Conte, 2015-16
Season—45.9, Russ Henderson, 1976; **Daniel Sparks (2022)**
Game—52.3, Lester Coleman vs. Boston College, 2017

Longest Punts (60 Yards or more)

- 80 Sam Maphis, 1923, Virginia Tech
- 79 Ray Quillen, 1954, Lehigh
- 78 Will Brice, 1994, Georgia Tech
- 78 Nash Griffin, 2019, Louisville
- 77 Alec Vozenilek, 2013, Pitt
- 74 Russ Henderson, 1977, Syracuse
- 73 Braxton Hill, 1965, West Virginia
- 72 Kevin Ferguson, 1984, Georgia Tech
- 72 Ed Garno, 1991, VMI
- 71 Hal Trentham, 1970, Duke
- 70 Hunter Richards, 1968, Navy
- 70 Will Brice, 1994, North Carolina
- 70 Mike Abrams, 2000, Brigham Young
- 70 Nash Griffin, 2019, Florida
- 70 **Daniel Sparks, 2023, Boston College**
- 69 Joel Dempsey, 1986, Wake Forest
- 69 **Daniel Sparks, 2023, James Madison**
- 68 Whitey Michels, 1948, Virginia Tech
- 68 Russ Henderson, 1975, Vanderbilt
- 68 Jeff Walker, 1981, Maryland
- 68 Donnie Scott, 1998, N.C. State
- 67 Will Brice, 1996, N.C. State
- 67 Mike Abrams, 2001, Florida State
- 67 Nicholas Conte, 2015, Louisville
- 67 Nicholas Conte, 2016, Virginia Tech
- 66 Russ Henderson, 1976, Lehigh
- 66 Jeff Walker, 1982, N.C. State
- 66 Joel Dempsey, 1988, Virginia Tech
- 66 Donnie Scott, 1998, Maryland
- 65 Whitey Michels, 1948, Wash. & Lee
- 64 Whitey Michels, 1949, Virginia Tech
- 64 Harold Hoak, 1951, The Citadel
- 64 Ford Mays, 1979, Clemson
- 64 Fred Carter, 1987, North Carolina
- 64 Will Brice, 1995, Texas
- 64 Donnie Scott, 1999, BYU
- 63 Russ Henderson, 1975, Maryland
- 63 Jeff Walker, 1981, N.C. State
- 63 Donnie Scott, 1998, Duke

- 63 Lester Coleman, 2017, W&M
- 63 Lester Coleman, 2017, Georgia Tech
- 63 Daniel Sparks, 2022, Pitt
- 62 Russ Henderson, 1978, Virginia Tech
- 62 Joel Dempsey, 1988, Clemson
- 62 Will Brice, 1993, Duke
- 62 Will Brice, 1995, Wake Forest
- 62 Will Brice, 1996, Georgia Tech
- 62 Alec Vozenilek, 2014, BYU
- 62 Lester Coleman, 2017, Duke
- 62 Lester Coleman, 2017, North Carolina
- 62 **Daniel Sparks, 2023, Tennessee**
- 62 **Daniel Sparks, 2023, Georgia Tech**
- 61 Russ Henderson, 1977, VMI
- 61 Russ Henderson, 1978, Navy (2)
- 61 Jeff Walker, 1985, Georgia Tech
- 61 Will Brice, 1994, Duke
- 61 Donnie Scott, 1998, Clemson
- 61 Donnie Scott, 1998, Florida State
- 61 Donnie Scott, 1999, N.C. State
- 61 Mike Abrams, 2000, Florida State
- 61 Ryan Weigand, 2007, Wyoming
- 61 Lester Coleman, 2018, Indiana
- 61 Daniel Sparks, 2022, Pitt
- 61 **Daniel Sparks, 2023, North Carolina**
- 60 Jim Gillette, 1939, Hampden-Sydney
- 60 Whitey Michels, 1949, Pennsylvania
- 60 Henry Massie, 1963, North Carolina
- 60 Hunter Richards, 1968, Navy
- 60 Russ Henderson, 1975, Virginia Tech
- 60 Russ Henderson, 1976, Washington
- 60 Russ Henderson, 1976, VMI
- 60 Russ Henderson, 1978, North Carolina
- 60 Ford Mays, 1980, Virginia Tech
- 60 Will Brice, 1994, North Carolina
- 60 Will Brice, 1996, Florida State
- 60 Lester Coleman, 2017, Boise State
- 60 Lester Coleman, 2017, Boston College
- 60 Daniel Sparks, 2022, Pitt
- 60 **Daniel Sparks, 2023, Boston College**

Annual Punting Leaders

Year	Player	No.	Yds	Avg.	Blkd
1940	Bill Dudley	73	2540	34.8	0
1941	Bill Dudley	61	2185	35.8	2
1942	Tabb Gillette	54	1965	36.4	3
1944	Lucien Burnett	43	1452	33.8	4
1946	George Grimes	23	735	32.0	3
1947	George Grimes	50	2039	40.8	0
1948	Whitey Michels	41	1541	37.6	0
1949	Whitey Michels	42	1656	39.4	0
1950	Harold Hoak	45	1808	40.2	0
1951	Harold Hoak	43	1569	36.5	0
1952	Harold Hoak	57	2228	39.1	0
1953	Ray Quillen	24	865	36.0	0
1954	Henry Strempek	38	1388	36.5	1
1955	Wilson Tinsley	31	1140	36.8	0
1956	Alvin Cash	27	980	36.3	0
1957	Nelson Yarbrough	18	642	35.7	0
1958	Alvin Cash	15	520	34.7	0
1959	Joe Board	37	1346	36.4	0
1960	Wayne Ballard	19	599	31.5	0
1961	Tom Griggs	62	2075	33.5	0
1962	Tom Griggs	52	1892	36.4	1
1963	Tom Shuman	60	2210	36.8	1
1964	Tom Shuman	43	1491	34.7	1
1965	Braxton Hill	47	1763	37.5	0
1966	Paul Reeve	30	1055	35.2	0
1967	Braxton Hill	48	1766	36.8	0
1968	Hunter Richards	55	2019	36.7	2
1969	Hal Trentham	60	2174	36.2	0
1970	Hal Trentham	69	2671	38.7	1
1971	Billy Maxwell	71	2617	36.9	0
1972	Billy Maxwell	72	2526	35.1	0
1973	Billy Maxwell	50	1888	37.8	0
1974	Joe Jenkins	59	2157	36.6	0
1975	Russ Henderson	50	2108	42.2	0
1976	Russ Henderson	69	3168	45.9	0
1977	Russ Henderson (led ACC)	85	3615	42.5	0
1978	Russ Henderson (led ACC)	72	3060	42.5	0
1979	Ford Mays	64	2380	37.2	0
1980	Ford Mays	55	2187	39.8	0
1981	Jeff Walker	76	2920	38.4	0
1982	Jeff Walker	74	3020	40.8	0
1983	Jeff Walker	61	2404	39.4	0
1984	Kevin Ferguson	62	2443	39.4	0
1985	Jeff Walker	62	2467	39.8	0
1986	Joel Dempsey	60	2281	38.0	0
1987	Fred Carter	28	1070	38.2	0
1988	Joel Dempsey	46	1699	36.9	0
1989	Myron Martin	25	936	37.4	0
1990	Ed Garno	39	1662	42.6	0
1991	Ed Garno (led ACC)	47	1975	42.0	0
1992	Patrick Harkleroad	37	1395	37.7	0
1993	Will Brice	48	2025	42.2	0
1994	Will Brice	55	2230	40.5	0
1995	Will Brice	73	3007	41.2	0
1996	Will Brice	52	2323	44.7	0
1997	Frank Rotella	60	2398	40.0	1
1998	Donnie Scott	58	2473	42.6	0
1999	Donnie Scott	55	2233	40.6	0
2000	Mike Abrams	65	2768	42.6	0
2001	Mike Abrams	62	2616	42.2	0
2002	Tom Hagan	62	2273	36.7	0
2003	Tom Hagan	63	2193	34.8	0
2004	Sean Johnson	32	1131	35.3	0
2005	Chris Gould	53	2122	40.0	0
2006	Chris Gould	56	2148	38.4	0
2007	Ryan Weigand (led ACC)	52	2352	45.2	0
2008	Jimmy Howell	64	2494	39.0	0
2009	Jimmy Howell	66	2647	40.1	0
2010	Jimmy Howell	49	2066	42.2	0
2011	Jimmy Howell	62	2442	39.4	3
2012	Alec Vozenilek	66	2677	40.6	0
2013	Alec Vozenilek	85	3500	41.2	0
2014	Alec Vozenilek	58	2463	42.5	2
2015	Nicholas Conte	52	2322	44.7	1
2016	Nicholas Conte (led ACC)	74	3279	44.3	0
2017	Lester Coleman	75	3278	43.7	0
2018	Lester Coleman	51	2130	41.8	0
2019	Nash Griffin	57	2390	41.9	0
2020	Nash Griffin	42	1780	42.4	1
2021	Jacob Finn	41	1812	44.2	0
2022	Daniel Sparks	46	2113	45.9	2
2023	Daniel Sparks	64	2746	42.9	0



Ryan Weigand was the ACC's leading punter in 2007.



INTERCEPTIONS

Most Interceptions

Career—17, Keith McMeans, 1987-90

Season—9, Keith McMeans, 1987

Game—3, Eddie Bryant vs. Maryland, 1940; Reece Whitley vs. North Carolina, 1957; Pete Schmidt vs. Davidson, 1968; Mike Pettine vs. NC State, 1986; Keith McMeans vs. NC State, 1987; Anthony Poindexter vs. NC State, 1996; Rodney McLeod vs. Maryland, 2011

Most Int. Returned for TDs

Career—4, Randy Neal, 1991-94

Season—2, Randy Neal, 1992 and 1994

Game—2, Randy Neal vs. Virginia Tech, 1992

Interception Return Yardage

Career—296, Pat Chester, 1978-82

Season—141, Juan Thornhill, 2018

Game—97, Pat Chester vs. James Madison, 1979

Consecutive Games With An Interception

5, Anthony Harris, Oct. 19-Nov. 23, 2013


Longest Interception Returns

- 95 Ted Rzempoluch, Maryland, 1961
- 95 Antwan Harris, North Carolina, 1996
- 85 Nick Grant, William & Mary, 2019
- 85 Noah Taylor, Louisville, 2020
- 84 D'Sean Perry, Abilene Christian, 2020
- 79+ Bill Sinclair, Tulane, 1950
- 77 Randy Neal, Georgia Tech, 1994
- 70+ John Duda, Richmond, 1946
- 69+ Greg McClellan, Duke, 1991
- 69 Maurice Canady, Kent State, 2014
- 66+ Fentrell Cypress, North Carolina, 2021
- 65+ Chase Minnifield, Richmond, 2010
- 64+ John Pincavage, William & Mary, 1963
- 64 Bob McGrail, Army, 1971
- 63+ Tony Blount, North Carolina, 1976
- 62 Bob Rannigan, Navy, 1968
- 62+ Pat Chester, James Madison, 1979
- 62+ Juan Thornhill, Miami, 2018
- 62+ Tim Harris, Virginia Tech, 2018
- 60 Lawrence Bauman, Richmond, 1947
- 60 Vic Hall, Richmond, 2008

+ Non-scoring play

Career Interception Leaders

	Player	Years	Int.	Yds.	Avg.	TD
1.	Keith McMeans	1987-90	17	88	5.2	0
2.	Pat Chester	1978-82	16	296	18.5	0
3.	Ronde Barber	1994-96	15	112	7.5	0
	Marcus Hamilton	2002-06	15	127	8.5	0
5.	Kevin Cook	1986-89	14	80	5.7	1
6.	Chase Minnifield	2008-11	13	164	12.6	1
	Juan Thornhill	2015-18	13	177	13.6	0
8.	Bryan Shumock	1977-80	12	209	17.4	1
	Joe Crocker	1992-95	12	76	6.3	1
	Anthony Poindexter	1995-98	12	141	11.8	0
11.	Pete Schmidt	1967-69	11	50	4.5	0
	Andy Minton	1968-70	11	140	12.7	1
	Derrick Gasper	1975-78	11	119	10.8	0
	Jason Wallace	1987-90	11	72	6.5	1
	Keith Lyle	1990-93	11	142	12.9	0
	Shernard Newby	1999-02	11	40	3.6	0
	Anthony Harris	2011-14	11	85	7.7	0
18.	Bill Dudley	1939-41	10	159	15.9	1
	Bill King	1950-52	10	114	11.4	1
	George Stetter	1964-66	10	161	16.1	0
	Steve Sroba	1971-73	10	56	5.6	0
	Percy Ellsworth	1992-95	10	32	3.2	0
	Paul London	1992-95	10	20	2.0	0
	Quin Blanding	2014-17	10	108	10.8	1



Keith McMeans finished his Cavalier career in 1990 with a school-record 17 interceptions. He led the nation in 1987 with nine.



Marcus Hamilton led the Cavaliers in interceptions three times in his career and he topped the ACC with six in 2005.

Annual Interception Leaders

Year	Player	Int.	Yds.	Avg.	TD
1940	Bill Dudley	6	83	13.8	1
1941	John Neff	5	54	10.8	0
	Bill Suhling	5	45	9.0	0
1942	Ed Kreich	4	70	17.5	0
	Tabb Gillette	4	40	10.0	0
1944	Lucien Burnett	4	57	14.3	0
1946	Ray Brown	2	43	21.5	0
1947	Whitey Michels	3	0	0.0	0
1948	Steve Osisek	3	45	15.0	0
	Whitey Michels	3	3	1.0	0
1949	Steve Osisek	3	60	20.0	0
	Gene Schroeder	3	24	8.0	0
1950	Tom Berry	2	36	18.0	0
	Jimmy Lesane	2	17	8.5	0
	Norman Scott	2	5	2.5	0
1951	Jimmy Lesane	4	71	17.8	1
1952	Bill King	6	83	13.8	0
1953	John Polzer	2	29	14.5	0
	Henry Strempek	2	18	9.0	0
1954	Rives Bailey	4	56	14.0	0
1955	Rives Bailey	2	7	3.5	0
	Herb Hartwell	2	3	1.5	0
1956	Alan Reynolds	2	38	19.0	0
	Jim Keyser	2	22	11.0	0
1957	Reece Whitley (led ACC)	5	81	16.2	0
1958	Sonny Randle	2	32	16.0	0
1959	Eight players tied with one				
1960	Carl Kuhn	4	39	9.8	0
1961	Stan Fischer	4	44	11.0	0
1962	Gary Cuzzo	4	36	9.0	0
	Bobby Freeman	4	18	4.5	0
1963	Tom Krebs (led ACC)	4	20	5.0	0
1964	Jim Donley	2	26	13.0	0
1965	George Stetter	4	99	24.8	0
1966	George Stetter	5	40	8.0	0
1967	Pete Schmidt	3	30	10.0	0
1968	Pete Schmidt	6	5	0.8	0
1969	Andy Minton	4	13	3.3	0
1970	Andy Minton	3	82	27.3	1
	Russ Bauda	3	24	8.0	0
1971	Steve Sroba	3	0	0.0	0
1972	Doug Jones	3	32	10.6	0
	Steve Sroba	3	31	10.3	0
1973	Steve Sroba	4	25	6.3	0
1974	Eric Dahlgren	4	28	7.0	0
1975	Butch Powers	3	15	5.0	0
1976	Tony Blount	3	96	32.0	0
1977	Derrick Glasper (led ACC)	5	104	20.8	0
1978	Bryan Shumock	4	41	10.3	0
1979	Pat Chester	5	103	20.6	0
1980	Bryan Shumock (led ACC)	5	56	11.2	0
1981	Keith Lee	3	26	8.7	0
1982	Pat Chester	6	125	20.8	0
1983	Bart Farinholt	4	55	13.8	0

Year	Player	Int.	Yds.	Avg.	TD
1984	Ray Daly (led ACC)	6	55	9.2	0
1985	Scott Lageman	2	20	10.0	0
	Kevin Gould	2	5	2.5	0
1986	Mike Pettine	5	36	7.2	0
1987	Keith McMeans (led nation, ACC)	9	35	3.9	0
1988	Keith McMeans (led ACC)	5	49	9.8	0
1989	Jason Wallace	5	44	8.8	0
1990	Keith McMeans	3	4	1.3	0
	Jason Wallace	3	8	2.7	0
1991	Keith Lyle	2	68	34.0	0
	Carl Smith	2	19	9.5	0
1992	Keith Lyle	4	31	7.8	0
1993	Keith Lyle	5	43	8.6	0
1994	Ronde Barber (led ACC)	8	56	7.0	0
1995	Percy Ellsworth	6	21	3.5	0
	Paul London	6	20	3.3	0
1996	Stephen Phelan	4	21	5.3	0
	Anthony Poindexter	4	58	14.5	0
1997	Anthony Poindexter	4	55	13.8	0
1998	Adrian Burnim	4	36	9.0	0
1999	Jerton Evans	4	1	0.2	0
2000	Ahmad Hawkins	4	31	7.8	0
2001	Shernard Newby	5	39	7.8	0
2002	Shernard Newby	3	1	0.3	0
2003	Almondo Curry (led ACC)	6	133	22.2	1
2004	Marcus Hamilton	4	-2	-0.5	0
2005	Marcus Hamilton (led ACC)	6	28	4.7	0
2006	Marcus Hamilton	5	101	20.2	0
2007	Jeffrey Fitzgerald	2	25	12.5	1
	Ras-I Dowling	2	17	8.5	0
	Jon Copper	2	7	3.5	0
2008	Ras-I Dowling	3	0	0.0	0
2009	Chris Cook	4	66	16.5	1
2010	Chase Minnifield	6	80	13.3	0
2011	Rodney McLeod	4	15	3.8	0
2012	Maurice Canady	2	39	19.5	0
2013	Anthony Harris (led nation, ACC)	8	42	5.3	0
2014	Quin Blanding	3	6	2.0	0
	Maurice Canady	3	69	23.0	1
2015	Darius Latimore	2	8	4.0	0
2016	Juan Thornhill	3	32	10.7	0
2017	Quin Blanding	4	72	18.0	1
	Brenton Nelson	4	31	7.8	0
	Juan Thornhill	4	4	1.0	0
2018	Juan Thornhill	6	141	23.5	0
2019	Joey Blount	3	66	22.0	0
2020	De'Vante Cross	2	0	0.0	0
	Nick Grant	2	0	0.0	0
	D'Angelo Amos	2	6	3.0	0
	Brenton Nelson	2	0	0.0	0
2021	Anthony Johnson	3	0	0.0	0
	Joey Blount	3	60	20.0	0
2022	Anthony Johnson	2	0	0	0
2023	Kam Robinson	2	42	21.0	1



DEFENSIVE RECORDS

Most Tackles

Career—495, Quin Blanding, 2014-17

Season—155, Angelo Crowell, 2002

Game—24, Stuart Anderson vs. NC State, 1979

Most Solo Tackles

Career—295, Jamie Sharper, 1993-96

Season—98, Randy Neal, 1993

Game—16, Phil Thomas vs. North Carolina, 1987; Randy Neal vs. Clemson, 1993

Most Assisted Tackles

Career—235, Quin Blanding, 2014-17

Season—94, Keith Lee, 1981

Game—14, Anthony Poindexter vs. Virginia Tech, 1996

Fumbles Recovered

Career—7, Anthony Poindexter, 1995-98

Season—4, Jamie Sharper, 1996

Game—2, Bryan Shumock vs. Richmond, 1979; Scott Matheson vs. VMI, 1985; Phil Thomas vs. Georgia Tech, 1988; Mike Frederick vs. NC State, 1993; Anthony Poindexter vs. Georgia Tech, 1997; Anthony Poindexter vs. Duke, 1998; Jermaine Hardy vs. South Carolina, 2002; Eli Hanback vs. Ohio, 2018

Fumbles Caused

Career—11, Stuart Anderson, 1978-81

Season—5, Stuart Anderson, 1979; Tony Blount, 1979; Merrill Robertson, 2002; Vic Hall, 2008

Game—2, Tom Kilgannon vs. Navy, 1984; Rayotis Perkins vs. So. Carolina, 1986; Ron Carey vs. Georgia Tech, 1988; Tyrone Lewis vs. North Carolina, 1988; Patrick Kerney vs. Clemson, 1997; Wale Elegbe vs. Georgia Tech, 1997; Ljubomir Stamenich vs. NC State, 1999; Merrill Robertson vs. Penn State, 2002

Career Tackle Leaders

	Name, Position	Years	Tackles	Solos	Assists
1.	Quin Blanding, S	2014-17	495	260	235
2.	Jamie Sharper, LB	1993-96	435	295	140
3.	Charles McDaniel, LB	1982-85	432	216	216
4.	Angelo Crowell, LB	1999-02	420	256	164
5.	Micah Kiser, LB	2014-17	411	188	223
6.	Byron Thweatt, LB	1997-00	387	246	141
7.	James Fariior, LB	1993-96	381	252	129
8.	Steve Greer, LB	2009-12	376	155	221
9.	Russ Swan, LB	1982-85	373	181	192
10.	Randy Neal, LB	1991-94	367	248	119
11.	Stuart Anderson, DL/LB	1978-81	354	130	224
	Nick Jackson, LB	2018-22	354	161	193
13.	Wali Rainer, LB	1995-98	347	201	146
14.	Anthony Poindexter, S	1995-98	342	167	175
15.	P.J. Killian, LB	1990-93	316	219	97

Season Tackle Leaders

	Name, Position	Year	Tackles	Solos	Assists
1.	Angelo Crowell, LB	2002	155	92	63
2.	Micah Kiser, LB	2017	145	50	95
3.	Angelo Crowell, LB	2001	144	87	57
4.	Randy Neal, LB	1993	139	98	41
5.	Quin Blanding, S	2017	137	62	75
6.	Wali Rainer, LB	1998	134	82	52
	Micah Kiser, LB	2016	134	65	69
8.	Charles McDaniel, LB	1983	130	73	57
9.	Yubrenal Isabelle, LB	2000	128	66	62
10.	Keith Lee, LB	1981	127	33	94
11.	Russ Swan, LB	1985	125	58	67
	Byron Thweatt, LB	2000	125	80	45
13.	Jamie Sharper, LB	1996	123	77	46
	Quin Blanding, S	2014	123	60	63
15.	James Fariior, LB	1995	122	72	50
	Merrill Robertson, LB	2002	122	74	48
	Steve Greer, LB	2012	122	74	48



Angelo Crowell owns the best mark in the Cavalier record book for tackles in a season.



Chris Slade has the most career sacks and tackles for loss in Virginia history.

Annual Tackle Leaders

Year	Name, Position	Solos	Assists	Tackles
1978	Ken Newsome, LB	12	68	80
1979	Stuart Anderson, DL	26	55	81
1980	Stuart Anderson, DL	36	62	98
1981	Keith Lee, LB	33	94	127
1982	Charles McDaniel, LB	57	52	109
1983	Charles McDaniel, LB	73	57	130
1984	Charles McDaniel, LB	47	54	101
1985	Russ Swan, LB	58	67	125
1986	Sean Scott, DE	40	48	88
1987	Jeff Lageman, LB	63	26	89
1988	Jeff Lageman, LB	74	43	117
1989	Phil Thomas, LB	80	24	104
1990	P.J. Killian, LB	53	34	87
1991	Chris Slade, DE	30	69	99
1992	P.J. Killian, LB	67	32	99
1993	Randy Neal, LB (led ACC)	98	41	139
1994	Jamie Sharper, LB	83	35	118
1995	James Farrior, LB	72	50	122
1996	Jamie Sharper, LB	77	46	123
1997	Wali Rainer, LB	66	52	118
1998	Wali Rainer, LB	82	52	134
1999	Shannon Taylor, LB	57	24	81
2000	Yubrenal Isabelle, LB	66	62	128
2001	Angelo Crowell, LB	87	57	144
2002	Angelo Crowell, LB	92	63	155
2003	Ahmad Brooks, LB	68	49	117
2004	Ahmad Brooks, LB	39	51	90
2005	Kai Parham, LB	57	46	103
2006	Jon Copper, LB	39	42	81
2007	Jon Copper, LB	56	53	109
2008	Jon Copper, LB	57	44	101
2009	Steve Greer, LB	49	43	92
2010	La'Roy Reynolds, LB	24	42	66
2011	Steve Greer, LB	43	60	103
2012	Steve Greer, LB	45	77	122
2013	Henry Coley, LB	43	48	91
2014	Quin Blanding, S	60	63	123
2015	Micah Kiser, LB (led ACC)	64	53	117
2016	Micah Kiser, LB (led ACC)	65	69	134
2017	Micah Kiser, LB (led ACC)	50	95	145
2018	Juan Thornhill, S	62	36	98
2019	Zane Zandier, LB	49	59	108
2020	Nick Jackson, LB	55	50	105
2021	Nick Jackson, LB	54	63	117
2022	Nick Jackson, LB	41	63	104
2023	Jonas Sanker, S	73	34	107

Career Quarterback Sacks

	Name, Position	Years	Sacks
1.	Chris Slade, DE	1989-92	40
2.	Clint Sintim, LB	2005-07	29
3.	Darryl Blackstock, LB	2002-04	27
4.	Mike Frederick, DE	1991-94	26
5.	Patrick Kerney, DE	1995-98	24
6.	Stuart Anderson, DL/LB	1978-81	23
	Duane Ashman, DE	1993-96	23
8.	Sean Scott, DE	1984-87	21
	Chris Long, DE	2004-07	21
10.	Micah Kiser, LB	2014-17	19
11.	Ron Mattes, DT	1981-84	18
12.	Eli Harold, DE	2012-14	17.5
13.	Chris Peace, OLB	2015-18	17
14.	Wali Rainer, LB	1995-98	16
15.	Tom Kilgannon, DT	1981-84	15
	Jon Harris, DE	1993-96	15
	Charles Snowden, OLB	2017-20	15

Season Quarterback Sacks

	Name, Position	Year	Sacks
1.	Chris Slade, DE (led ACC)	1992	15
	Patrick Kerney, DE (led ACC)	1998	15
3.	Chris Slade, DE	1991	14
	Chris Long, DE (led ACC)	2007	14
5.	Clint Sintim, LB	2008	13
6.	Mike Frederick, DE	1993	11
	Darryl Blackstock, LB	2004	11
8.	Darryl Blackstock, LB	2002	10
9.	Ron Mattes, DT	1984	9
	Matt Quigley, DT/NG	1991	9
	Wali Rainer, LB	1997	9
	Kai Parham, LB	2005	9
	Clint Sintim, LB	2007	9
	Max Valles, LB	2014	9
15.	Eli Harold, DE	2013	8.5

Career Tackles for Loss

	Name, Position	Year	TFL
1.	Chris Slade, DE	1989-92	56
2.	Mike Frederick, DE	1991-94	50
3.	Clint Sintim, LB	2005-08	43
4.	Stuart Anderson, DL/LB	1978-81	42
5.	Darryl Blackstock, LB	2002-04	41.5
6.	Jamie Sharper, LB	1993-96	41
7.	Chris Long, DE	2004-07	38
8.	Sean Scott, DE	1984-87	37
	Duane Ashman, DE	1993-96	37
10.	Eli Harold, DE	2012-14	36.5
11.	Kai Parham, LB	2003-05	32.5
	Cam Johnson, DE/LB	2008-11	32.5
	Micah Kiser, LB	2014-17	32.5
14.	Patrick Kerney, DE	1995-98	32
	Wali Rainer, LB	1995-98	32

Season Tackles for Loss

	Name, Position	Year	TFL
1.	Chris Slade, DE	1991	21
	Mike Frederick, DE (led ACC)	1993	21
	Patrick Kerney, DE	1998	21
4.	Chris Slade, DE	1992	20
5.	Chris Long, DE (led ACC)	2007	19
6.	Jamie Sharper, LB	1996	17
7.	Matt Quigley, DT	1991	15
	Mike Frederick, DE	1994	15
	Wali Rainer, LB	1997	15
	Shannon Taylor, LB	1999	15
	Eli Harold, DE	2013	15
12.	Darryl Blackstock, LB	2003	14.5
	Kai Parham, LB	2005	14.5
	Cam Johnson, DE	2010	14.5
	Eli Harold, DE	2014	14.5



TEAM RECORDS

First Downs—Total

Most Game—36 vs. Davidson, 1968;
vs. William & Mary, 1990
Most Season—318, 2021
Fewest Game—3, vs. Pittsburgh, 1953
Fewest Season—81, 1953

First Downs—Rushing

Most Game—25 vs. Davidson, 1968
Most Season—151, 2004
Fewest Game—0 vs. Navy, 1942;
vs. Maryland, 1980
Fewest Season—53, 1953

First Downs—Passing

Most Game—24 vs. North Carolina, 2021
Most Season—213, 2021
Fewest Game—0, many times
Fewest Season—11, 1944

Rushing—Attempts

Most Game—72 vs. VMI, 1961
Most Season—593, 1985
Fewest Game—7 vs. North Carolina, 1943
Fewest Season—274, 1942

Rushing—Yards

Most Game—514 vs. Hampden-Sydney, 1946
Most Season—2914, 2004
Fewest Game—(-17) vs. Maryland, 1980
Fewest Season—576, 1942

Passing—Attempts

Most Game—66 vs. Indiana, 2017
Most Season—553, 2021
Fewest Game—0, many times
Fewest Season—77, 1944

Passing—Completions

Most Game—43 vs. Georgia Tech, 2013
Most Season—350, 2021
Fewest Game—0, many times
Fewest Season—30, 1944

Passing—Interceptions

Most Game—6 vs. Pennsylvania, 1946; vs.
Richmond, 1946; vs. Maryland, 1958
Most Season—34, 1972
Fewest Game—0, many times
Fewest Season—2, 1991

Passing—Yards

Most Game—553 vs. North Carolina, 2021
Most Season—4711, 2021
Fewest Game—(-1) vs. Michigan, 1971
Fewest Season—398, 1944

Passing—Touchdowns

Most Game—6 vs. Ohio, 1993; Buffalo, 1999
Most Season—32, 2002
Fewest Game—0, many times
Fewest Season—2, 1956, 1963, 1969

Total Offense—Plays

Most Game—102 vs. BYU, 2014
Most Season—995, 2013
Fewest Game—31 vs. Clemson, 1955
Fewest Season—371, 1942

Total Offense—Yards

Most Game—691 vs. Davidson, 1968
Most Season—6189, 2021
Fewest Game—41 vs. Clemson, 1963
Fewest Season—1540, 1953

Interceptions By—Number

Most Game—5, 11 times
(most recent: vs. Duke, 2020)
Most Season—27, 1994
Fewest Game—0, many times
Fewest Season—4, 2012, 2015

All-Time Attendance Highs

Top-10 Home Crowds

Date	Attendance	Opponent	Result
Aug. 30, 2008	64,947	Southern California	USC won, 52-7
Nov. 13, 2004	63,701	Miami	Miami won, 31-21
Nov. 19, 2005	63,344	Virginia Tech	Va. Tech won, 52-14
Oct. 15, 2005	63,106	Florida State	UVA won, 26-21
Nov. 6, 2004	63,072	Maryland	UVA won, 16-0
Oct. 18, 2003	62,875	Florida State	FSU won, 19-14
Sept. 11, 2004	62,790	North Carolina	UVA won, 56-24
Oct. 7, 2004	61,833	Clemson	UVA won, 30-10
Aug. 30, 2003	61,737	Duke	UVA won, 27-0
Nov. 24, 2007	61,711	Virginia Tech	Va. Tech won, 33-21

Top-10 Away Crowds

Date	Attendance	Opponent	Result
Nov. 9, 2002	108,698	Penn State	Penn State won, 35-14
Aug. 26, 1995	101,444	Michigan	Michigan won, 18-17
Nov. 1, 1980	94,333	Tennessee	UVA won, 16-13
Sept. 9, 1989	85,956	Penn State	UVA won, 14-6
Oct. 16, 2004	84,155	Florida State	Florida State won, 36-3
Oct. 12, 1991	83,000	Clemson	Tie, 20-20
Nov. 4, 2006	82,804	Florida State	Florida State won, 33-0
Nov. 8, 2014	82,325	Florida State	Florida State won, 34-20
Oct. 7, 1989	82,000	Clemson	Clemson won, 34-20
Sept. 18, 1971	81,391	Michigan	Michigan won, 56-0

Interceptions By—Yards

Most Game—128 vs. Maryland, 1961
Most Season—423, 1979
Fewest Game—0, many times
Fewest Season—28, 1955

Punting—Number

Most Game—15 vs. South Carolina, 1972
Most Season—85, 1942, 1977, 2013
Fewest Game—0, several times
Fewest Season—40, 1960, 1990

Punting—Average

Highest Game (min. 5)—52.3 vs. Boston College, 2017
Highest Season—45.9, 1976
Lowest Game—0, several times
Lowest Season—30.6, 1955

Punt Returns—Number

Most Game—11 vs. VMI, 1942; vs. Richmond, 1944
Most Season—59, 1941
Fewest Game—0, many times
Fewest Season—12, 1959

Punt Returns—Yards

Most Game—195 vs. Lehigh, 1940
Most Season—859, 1941
Fewest Game—0, many times

Fewest Season—61, 2023

Kickoff Returns—Number

Most Game—10 vs. Maryland, 1975
Most Season—61, 1959
Fewest Game—0, many times
Fewest Season—11, 1941

Kickoff Returns—Yards

Most Game—231 vs. Boise State, 2015
Most Season—1138, 2011
Fewest Game—0, many times
Fewest Season—191, 1941

Scoring—Points

Most Game—136 vs. Randolph Macon, 1890
(modern record: 71 vs. Hampden-Sydney, 1946)
Most Season—449, 2019
Fewest Game—0, many times
Fewest Season—39, 1935

Scoring—Touchdowns

Most Game—31* vs. Randolph Macon, 1890
(modern record: 11 vs. Hampden-Sydney, 1946)
Most Season—56, 1990
Fewest Game—0, many times
Fewest Season—6, 1935, 1977
*in 1890 TDs counted 4 points

Scoring—PAT (kick)

Most Game—12 vs. Johns Hopkins, 1894
(modern record: 9 vs. James Madison, 1979)
Most Season—51, 1990; 2019
Fewest Game—0, many times
Fewest Season—3, 1935, 1953, 1959

Scoring—Field Goals

Most Game—5 vs. Virginia Tech, 1994; Georgia
Tech, 2003; North Carolina, 2007
Most Season—23, 2003
Fewest Game—0, many times
Fewest Season—0, many times

Scoring—Field Goals Attempted

Most Game—6 vs. North Carolina, 1998
Most Season—29, 1996
Fewest Game—0, many times
Fewest Season—0, many times

Fumbles—Number

Most Game—11 vs. VMI, 1950
Most Season—41, 1947
Fewest Game—0, many times
Fewest Season—13, 1985, 2004, 2015, 2023

Fumbles—Lost

Most Game—7 vs. West Virginia, 1949
Most Season—23, 1946
Fewest Game—0, many times
Fewest Season—5, 2004, 2005

Giveaways

Most Game—9 vs. Richmond, 1946 (6 int., 3 fum.);
vs. South Carolina, 1952 (3 int., 6 fum.)
Most Season—47, 1972 (34 int., 13 fum.)
Fewest Game—0, many times
Fewest Season—10, 2004 (5 int., 5 fum.)

Takeaways

Most Game—9 vs. Virginia Tech, 1952
(3 int., 6 fum.); vs. Virginia Tech, 1957
(5 int., 4 fum.)
Most Season—42, 1979 (18 int., 24 fum.)
Fewest Game—0, many times
Fewest Season—12, 2012 (4 int., 8 fum.)

Penalties—Number

Most Game—17 vs. Davidson, 1968
Most Season—98, 2010
Fewest Game—0 vs. West Virginia, 1973;
vs. Navy, 1974; vs. Georgia Tech, 1984; vs. Clemson,
1991; Maryland, 2004; vs. Richmond, 2016
Fewest Season—26, 1940

Penalties—Yards

Most Game—231 vs. Davidson, 1968
Most Season—880, 2010
Fewest Game—0 vs. West Virginia, 1973; vs.
Navy, 1974; vs. Georgia Tech, 1984; vs. Clem-
son, 1991; Maryland, 2004; vs. Richmond, 2016
Fewest Season—258, 1940

Miscellaneous Team Records Won-Lost Record—Home and Away

	Won	Lost	Tied	Pct.
Home	447	242	23	.644
Away	163	336	21	.334
Neutral	73	64	4	.532
Total	683	642	48	.515

134 Seasons:

72 Winning Seasons
9 .500 Seasons
52 Losing Seasons

Consecutive Wins

10 (1914-15, 1951-52)

Consecutive Wins in a Season

7 (1914, 1945, 1949, 1990, 2007)

Consecutive Games without a Loss in a Season

9 (1984)

Consecutive Wins at Home

24 Virginia Tech (Nov. 11, 1899) to NC State
(Oct. 1904). Navy ended the streak
Nov. 1904 (5-0).

Consecutive Wins at Home Since 1937

12 George Washington (Sept. 23, 1950) to
George Washington (Oct. 11, 1952). Duke
ended streak Oct. 25, 1952. NC State (Nov.
5, 1988) to NC State (Oct. 13, 1990).
Georgia Tech ended streak Nov. 3, 1990.

Consecutive Games Undefeated at Home

28 (1 tie)—Richmond (Oct. 2, 1894) to
Vanderbilt (Nov. 12, 1898). Navy ended
streak Nov. 1898 (6-0).

Consecutive Shutouts

10 Randolph-Macon (Sept. 1908) to
St. John's (Oct. 1909)
8 Navy (Oct. 23, 1909) to VMI (Oct. 1910)

Consecutive Shutouts in a Season

6 (1902, 1908)

Consecutive Games Scoring

195 VMI (9/15/84) to North Carolina
(10/28/2000)

Consecutive Games with an Interception

39# Nov. 6, 1993 through Nov. 29, 1996
#NCAA Record

Most Points Scored in a Season

449 points	2019	14 games
442 points	1990	11 games*
415 points	2021	12 games*
414 points	1894	10 games
402 points	2002	14 games
370 points	2018	13 games
364 points	2003	13 games
363 points	2004	12 games
353 points	1914	9 games
350 points	1994	11 games*
	1989	12 games*
344 points	1995	12 games*

* bowl game not included

Most Points Scored in an ACC Game (Win) Total

88 UVA 48 vs. Georgia Tech 40 (2021)

Most Points Scored in an ACC Game (Loss) Total

103 UVA 48 vs. Duke 55 (2010)

Fewest Points Allowed in a Season

9 points	1908	8 games
11 points	1909	8 games
31 points	1925	9 games
42 points	1941	9 games

Biggest ACC Win Margin

UVA 59 Duke 0 (1990)

Biggest ACC Loss Margin

UVA 0 Clemson 55 (1984)

Biggest Win Margin

UVA 136 Randolph-Macon 0 (1890)

Biggest Defeat Margin

UVA 0 Princeton 115 (1890)

Most Wins in a Season

10 (1989)

Milestone Wins—History

1	Nov. 20, 1888	Pantops Academy	20-0
100	Nov. 24, 1904	North Carolina	12-11
200	Oct. 11, 1924	Randolph-Macon	26-6
300	Oct. 23, 1948	VMI	26-14
400	Sept. 29, 1973	Duke	7-3
500	Sept. 25, 1993	Duke	35-0
600	Sept. 8, 2007	Duke	24-13
650	Oct. 7, 2017	Duke	28-21

Milestone Wins—Scott Stadium

1	Sept. 24, 1932	Hampden-Sydney	32-0
50	Oct. 20, 1951	VMI	34-14
100	Sept. 21, 1974	William & Mary	38-28
150	Sept. 28, 1991	Duke	34-3
200	Sept. 21, 2002	Akron	48-29
250	Oct. 4, 2014	Pitt	24-19

Opening Day Record

86-39-9 .675 1888-2023

Home Openers Record

77-20-7 .774 (Overall) 1888-2023
41-18-5 .680 (Scott Stadium) 1932-2023

Record at Scott Stadium (Oct. 15, 1931-present)

285-208-12 .576

Virginia Team Defense - Game

	Fewest	Most
First Downs	0, NC State, 1944	37, BYU, 2021
Rushing		
Attempts	15, Duke, 1993	86, Georgia Tech, 1976
Yards	- 45, Wake Forest, 1996	633, East Carolina, 1975
Passing		
Attempts	0, several times	69, Texas Tech, 2007
Completions	0, several times	44, Texas Tech, 2007
Yards	- 2, Vanderbilt, 1952	487, Florida State, 1995
Touchdowns	0, many times	5, South Carolina, 1968 5, Fresno State, 2004; 5, North Carolina, 2021
Interceptions		
Intercepted	0, many times	5, nine times
Yards	0, many times	128, Maryland, 1961
Total Defense		
Plays	26, NC State, 1945	102, North Carolina, 1959
Yards	7, Hampden-Sydney, 1944	802, Maryland, 1975
Punting		
Number	0, several times	16, Virginia Tech, 1941
Average	0, several times	52.2, (5) Georgia Tech, 2016
Penalties		
Number	0, Hampden-Sydney, 1941 0, Virginia Tech, 1941 0, teams above	16, North Carolina, 1975
Yards		146, Washington, 1977
Fumbles		
Number	0, many times	11, NC State, 1977
Lost	0, many times	6, Virginia Tech, 1952; West Virginia, 1954; Wake Forest, 1966; James Madison, 1979; South Carolina, 2002



THE LONGEST PLAYS

The Longest Run From Scrimmage:

by Virginia - 96 yards Mikell Simpson vs. Texas Tech
Jan. 1, 2008
by Opponent - 90 yards Joe Bellino (Navy)
Nov. 12, 1960
LaMont Jordan (Maryland)
Nov. 20, 1999

The Longest Pass Completion:

by Virginia - 97 yards Harry Martin to Bus Male to John Leys vs. Navy, Oct. 10, 1935
by Opponent - 99 yards Dondrial Pinkins to Troy Williamson (South Carolina), Sept. 6, 2003

The Longest Kickoff Return:

by Virginia - 100 yards Tavon Mason vs. Georgia Tech
Nov. 10, 2001
Marquis Weeks vs. North Carolina
Oct. 19, 2002
Marquis Weeks vs. North Carolina
Sept. 11, 2004
Joe Reed vs. William & Mary
Sept. 6, 2019
by Opponent - 100 yards Dick Pawlewicz (William & Mary) Sept. 21, 1974
Freddie Parham (Southern Miss.) Sept. 19, 2009
Stefon Diggs (Maryland) Oct. 13, 2012



Marquis Weeks had two 100-yard kick returns in his career, both against North Carolina.

The Longest Punt Return:

by Virginia - 95 yards Harry Martin to Bus Male to Martin vs. Maryland
Nov. 2, 1935
by Opponent - 95 yards Carl Brazell (South Carolina)
Nov. 26, 1955

The Longest Interception Return:

by Virginia - 95 yards Ted Rzempoluch vs. Maryland, Nov. 25, 1961
Antwan Harris vs. North Carolina, Nov. 16, 1996
by Opponent - 89 yards Antwon Black (North Carolina), Sept. 4, 1999

The Longest Field Goal:

by Virginia - 56 yards Kenny Stadlin vs. Va. Tech, Sept. 29, 1984
Rafael Garcia vs. Texas, Oct. 21, 1995
by Opponent - 56 yards Paul Engle (Virginia Tech)
Oct. 15, 1977

The Longest Punt:

by Virginia - 80 yards Sam Maphis vs. Virginia Tech
Nov. 9, 1923
by Opponent - 77 yards Rodney Williams, (Georgia Tech), Oct. 5, 1996

The Longest Run With Fumble:

by Virginia - 92 yards Art Thomas vs. Penn State
Dec. 1, 2001
by Opponent - 93 yards Antwan Edwards (Clemson)
Sept. 19, 1998

Opponents' Individual Records

Rushing

	No.	Player	School	Year
Most Rushes	40	Cyrus Lawrence	Virginia Tech	1980
Most Yards	328	Derrick Fenner	North Carolina	1986
Fewest Yards	(-) 78	Murphy Sprinkel	VMI	1968
Most Touchdowns	5	Zach Abey	Navy	2017
	5	Tyler Allgeier	BYU	2021

Passing

	No.	Player	School	Year
Most Attempts	69	Graham Harrell	Texas Tech	2007
Most Completions	44	Graham Harrell	Texas Tech	2007
Most Yards	520	Dennis Grosel	Boston College	2020
Most Touchdowns	5	Tommy Suggs	South Carolina	1968
	5	Paul Pinegar	Fresno State	2004
	5	Sam Howell	North Carolina	2021

Total Offense

	No.	Player	School	Year
Most Total Plays	73	Graham Harrell	Texas Tech	2007
Most Total Yards	493	Dennis Grosel	Boston College	2020
Most Points	30	Zach Abey	Navy	2017
	30	Tyler Allgeier	BYU	2021

Receiving

	No.	Player	School	Year
Most Receptions	16	Greg Jennings	Western Michigan	2005
	16	Quinshad Davis	North Carolina	2012
Most Yards	243	Dez White	Georgia Tech	1998
Most Touchdowns	4	Jordan Addison	Pitt	2021

YEAR-BY-YEAR STATISTICS

Virginia Totals

Year	G	Rushing				A-C-I	Passing				Total Offense		Scoring			FGM- FGA	First Dns
		att.	yds	YPG	TD		yds	YPG	TD	yds	YPG	pts	PPG	TD			
1946	9	394	1874	208.2	18	121-44-19	661	73.4	6	2535	281.7	180	20.0	27	0-	107	
1947	10	438	2185	218.5	27	132-59-10	892	89.2	8	3077	307.7	244	24.4	36	0-	127	
1948	9	405	1834	203.8	15	118-60-11	733	81.4	9	2567	285.2	175	19.4	26	0-0	108	
1949	9	476	2066	229.6	18	131-59-11	977	108.6	12	3043	338.1	199	22.1	30	0-0	124	
1950	10	474	1980	198.0	20	162-82-15	1355	135.5	18	3335	333.5	260	26.0	40	0-0	171	
1951	9	545	2402	266.9	25	141-64-12	749	83.2	11	3151	350.1	278	30.9	41	0-0	169	
1952	10	559	2525	252.5	24	148-58-20	867	86.7	12	3392	339.2	297	29.7	43	0-0	153	
1953	9	392	961	106.8	6	113-51-14	579	64.3	3	1540	171.1	75	8.3	12	0-0	81	
1954	9	394	1162	129.1	7	135-53-19	716	79.6	6	1878	208.7	113	12.6	16	1-1	107	
1955	10	497	1917	191.7	11	128-49-16	474	47.4	3	2391	239.1	96	9.6	14	0-1	134	
1956	10	488	1475	147.5	11	177-78-15	919	91.9	2	2394	239.4	92	9.2	13	1-3	134	
1957	10	476	1546	154.6	12	187-75-17	938	93.8	6	2484	248.4	117	11.7	18	0-1	148	
1958	10	377	990	99.0	7	280-137-26	1386	138.6	6	2376	237.6	89	8.9	13	1-2	140	
1959	10	391	933	93.3	8	227-112-24	1168	116.8	4	2101	210.1	80	8.0	12	1-1	122	
1960	10	480	1840	184.0	10	203-79-18	899	89.9	5	2739	273.9	103	10.3	15	0-0	178	
1961	10	508	1363	136.3	8	170-74-12	807	80.7	6	2170	217.0	123	12.3	16	0-3	144	
1962	10	425	1534	153.4	21	207-112-11	1256	125.6	7	2790	279.0	194	19.4	29	1-1	140	
1963	10	422	1041	104.1	7	153-61-11	639	63.9	2	1680	168.0	76	7.6	10	2-5	107	
1964	10	402	1485	148.5	16	236-123-19	1642	164.2	7	3127	312.7	163	16.3	23	2-4	160	
1965	10	397	1178	117.8	15	283-150-18	1879	187.9	9	3057	305.7	170	17.0	25	0-2	175	
1966	10	404	1479	147.9	16	242-116-10	1604	160.4	12	3083	308.3	214	21.4	29	4-8	161	
1967	10	553	2099	209.9	19	158-75-12	1013	101.3	4	3112	311.2	172	17.2	25	1-7	174	
1968	10	574	2800	280.0	27	242-118-15	1594	159.4	17	4394	439.4	316	31.6	46	0-4	217	
1969	10	567	1745	174.5	13	220-104-13	1258	125.8	2	3003	300.3	115	11.5	15	3-8	169	
1970	11	518	1873	170.3	20	286-139-24	1797	163.4	12	3670	333.6	240	21.8	34	3-7	193	
1971	11	491	1601	145.5	7	288-120-22	1474	134.0	7	3075	279.5	134	12.2	16	8-18	177	
1972	11	445	1587	144.3	8	372-153-34	2011	182.8	15	3598	327.1	199	18.1	25	8-11	195	
1973	11	525	2337	212.5	15	249-105-17	1741	158.3	10	4078	370.7	199	18.1	26	6-23	210	
1974	11	573	1960	178.2	11	295-149-18	1813	164.8	15	3773	343.0	207	18.8	27	6-17	230	
1975	11	497	1946	176.9	17	302-145-20	1733	157.5	5	3679	334.5	175	15.9	22	7-8	223	
1976	11	439	1261	114.6	6	227-101-15	1253	113.9	7	2514	228.5	106	9.6	13	6-11	149	
1977	11	470	1082	98.4	3	185-87-11	929	84.5	3	2011	182.8	56	5.1	6	5-11	119	
1978	11	517	1772	161.1	13	204-99-18	1197	108.8	5	2969	269.9	139	12.6	19	3-9	158	
1979	11	527	2428	220.7	20	206-93-19	1221	111.0	7	3649	331.7	258	23.5	33	9-16	187	
1980	11	474	1396	126.9	11	240-120-15	1484	134.9	3	2880	261.8	144	13.1	16	11-16	156	
1981	11	452	1284	116.7	3	323-155-24	1814	164.9	11	3098	281.6	127	11.5	15	7-14	185	
1982	11	523	1740	158.2	15	292-123-18	1904	173.1	10	3644	331.3	208	18.9	25	11-19	193	
1983	11	542	2390	217.3	20	284-136-15	1970	179.1	11	4360	396.4	252	22.9	31	12-16	236	
1984	11	583	2542	231.1	27	237-119-15	1745	158.6	12	4287	389.7	298	27.1	39	9-13	218	
1985	11	593	2703	245.7	22	221-106-9	1354	123.1	9	4057	368.8	262	23.8	31	16-19	218	
1986	11	468	1753	159.4	9	346-179-19	2331	211.9	11	4084	371.3	198	18.0	22	15-22	213	
1987	11	502	1863	169.4	20	314-185-11	2442	222.0	13	4305	391.4	270	24.5	33	13-19	241	
1988	11	510	1719	156.3	15	283-141-14	2158	196.2	15	3877	352.5	251	22.8	30	14-20	211	
1989	12	584	2594	216.2	22	257-140-10	2340	195.0	20	4934	411.2	350	29.2	43	16-20	251	
1990	11	520	2831	257.4	31	284-173-12	2685	244.1	24	5516	501.5	442	40.2	56	15-17	266	
1991	11	462	2063	187.5	16	269-162-2	2333	212.1	22	4396	399.6	313	28.5	40	11-17	223	
1992	11	513	2589	235.4	19	261-144-13	1827	166.1	21	4416	401.5	341	31.0	44	13-16	229	
1993	11	472	2202	200.2	20	285-171-14	2383	216.6	20	4585	416.8	304	27.6	40	8-12	226	
1994	11	519	2057	187.0	21	303-183-12	2394	217.6	16	4451	404.6	350	31.8	43	17-21	222	
1995	12	507	2080	173.3	23	350-194-11	2719	226.6	17	4799	399.9	344	28.7	41	20-27	248	
1996	11	460	2131	193.7	23	295-140-18	2099	190.8	5	4230	384.5	320	29.1	36	22-29	209	
1997	11	411	1297	117.9	12	307-183-8	2553	232.1	21	3850	350.0	277	25.2	36	8-14	199	
1998	11	468	2344	213.1	27	296-158-10	2349	213.5	12	4693	426.6	325	29.5	41	12-19	235	
1999	11	477	2106	191.5	18	307-179-12	2321	211.0	23	4427	402.5	324	29.5	42	10-13	241	



YEAR-BY-YEAR STATISTICS

Virginia Totals

Year	G	Rushing				A-C-I	Passing			Total Offense		Scoring			FGM- FGA	First Dns
		att.	yds	YPG	TD		yds	YPG	TD	yds	YPG	pts	PPG	TD		
2000	11	447	1801	163.7	20	280-149-7	2150	195.5	8	3951	359.2	228	20.7	28	11-15	199
2001	12	376	1272	106.0	5	451-263-14	2868	239.0	24	4140	345.0	249	20.8	31	12-22	229
2002	14	486	1777	126.9	16	448-306-8	3222	230.1	32	4999	357.1	402	28.7	53	12-18	274
2003	13	439	1693	130.2	17	466-316-12	3324	255.7	23	5017	385.9	364	28.0	42	23-25	263
2004	12	550	2914	242.8	34	284-179-5	2167	180.6	9	5081	423.4	363	30.3	45	17-24	264
2005	12	450	1711	142.6	20	363-224-13	2684	223.7	15	4395	366.3	320	26.7	36	22-25	236
2006	12	364	1199	99.9	12	345-203-11	1887	157.3	8	3086	257.2	181	15.1	21	12-21	168
2007	13	490	1763	135.6	22	428-250-10	2532	194.8	14	4295	330.4	317	24.4	38	16-20	249
2008	12	339	1159	96.6	14	439-269-20	2438	203.2	9	3597	299.8	193	16.1	24	9-15	209
2009	12	410	1189	99.1	15	363-189-8	2046	170.5	8	3235	269.6	232	19.3	26	17-19	186
2010	12	419	1672	139.3	17	443-262-17	3186	265.5	20	4858	404.8	304	25.3	39	11-18	255
2011	13	496	2107	162.1	18	443-255-16	3090	237.7	17	5197	399.8	302	23.2	36	16-23	272
2012	12	417	1542	128.1	10	474-276-15	3216	268.0	23	4758	396.5	273	22.8	34	11-17	228
2013	12	489	1879	156.6	18	506-277-17	2542	211.8	9	4421	368.4	237	19.8	27	15-19	253
2014	12	451	1653	137.8	13	432-248-16	2837	236.4	18	4490	374.2	310	25.8	35	22-27	241
2015	12	424	1737	144.8	13	413-252-18	2859	238.3	21	4596	383.0	309	25.8	37	17-22	243
2016	12	384	1363	113.6	13	487-266-16	2872	239.3	23	4235	352.9	270	22.5	37	5-10	238
2017	13	389	1216	93.5	10	519-300-11	3233	248.7	25	4449	342.2	293	22.5	38	8-12	241
2018	13	499	2252	173.2	19	358-228-9	2751	211.6	26	5003	384.8	370	28.5	46	15-22	276
2019	14	442	1697	121.2	28	520-337-15	3748	267.7	23	5445	388.9	449	32.1	56	20-24	296
2020	10	366	1627	162.7	16	379-221-14	2606	260.6	22	4233	423.3	307	30.7	40	10-13	236
2021	12	339	1478	123.2	21	350-553-12	4711	392.6	31	6189	515.8	415	34.6	52	15-19	318
2022	10	329	1231	123.1	13	185-342-12	2210	221.0	7	3441	344.1	170	17.0	20	11-18	192
2023	12	454	1825	117.9	12	248-396-14	3010	250.8	19	4425	368.8	279	23.3	32	31-31	252

YEAR-BY-YEAR STATISTICS

Opponent Totals

Year	G	Rushing				A-C-I	Passing			Total Offense			Scoring		FGM- FGA	First Dns
		att.	yds	YPG	TD		yds	YPG	TD	yds	YPG	pts	PPG	TD		
1946	9	403	1605	178.3	17	149-70-13	873	97.0	8	2478	275.3	170	18.9	25	0-	124
1947	10	399	1366	136.6	8	169-67-19	1049	104.9	6	2415	241.5	99	9.9	15	0-	113
1948	9	365	1608	178.7	12	156-71-14	905	100.6	8	2513	279.2	157	17.4	23	0-1	116
1949	9	373	894	99.3	7	169-77-12	1158	128.7	9	2052	228.0	121	13.4	18	0-0	99
1950	10	427	1222	122.2	9	204-90-11	1084	108.4	12	2306	230.6	151	15.1	22	0-0	123
1951	9	402	1031	114.6	9	151-65-15	964	107.1	4	1995	221.7	104	11.6	15	0-0	112
1952	10	496	1460	146.0	8	161-50-15	503	50.3	3	1963	196.3	90	9.0	13	0-1	106
1953	9	443	1875	208.3	28	129-60-10	986	109.6	6	2861	317.9	242	26.9	36	0-0	132
1954	9	424	2031	225.7	18	135-55-15	800	88.9	5	2831	314.6	162	18.0	24	0-1	134
1955	10	472	1647	164.7	16	103-51-7	959	95.9	11	2606	260.6	201	20.1	30	1-2	127
1956	10	494	1820	182.0	14	123-58-8	883	88.3	8	2703	270.3	167	16.7	25	0-2	144
1957	10	560	2235	223.5	17	121-47-16	738	73.8	8	2973	297.3	171	17.1	26	0-3	163
1958	10	518	2436	243.6	28	170-88-8	1414	141.4	12	3850	385.0	301	30.1	44	0-2	184
1959	10	541	2781	278.1	38	153-74-8	1383	138.3	17	4164	416.4	393	39.3	57	0-0	193
1960	10	487	2532	253.2	33	150-71-8	1018	101.8	10	3550	355.0	332	33.2	48	0-0	179
1961	10	388	1498	149.8	12	200-96-17	1396	139.6	11	2894	289.4	190	19.0	27	2-3	143
1962	10	453	1520	152.0	16	199-88-22	1034	103.4	7	2554	255.4	167	16.7	24	2-3	138
1963	10	508	1765	176.5	18	201-88-14	1101	110.1	3	2866	286.6	169	16.9	22	4-8	171
1964	10	481	2104	210.4	18	164-70-8	1108	110.8	9	3212	321.2	214	21.4	29	4-15	150
1965	10	502	1862	186.2	15	178-85-7	1078	107.8	9	2940	294.0	189	18.9	25	5-11	170
1966	10	503	1997	199.7	18	181-97-9	1361	136.1	11	3358	335.8	235	23.5	31	7-11	192
1967	10	451	1644	164.4	17	170-76-13	918	91.8	2	2562	256.2	169	16.9	22	8-11	138
1968	10	436	1267	126.7	15	296-128-18	1926	192.6	12	3193	319.3	222	22.2	30	5-9	168
1969	10	470	1285	128.5	11	173-72-11	1073	107.3	10	2358	235.8	170	17.0	22	5-14	115
1970	11	571	1514	137.6	9	235-104-12	1417	128.8	13	2931	266.5	187	17.0	23	10-21	175
1971	11	588	2116	192.4	22	210-109-12	1472	133.8	8	3588	326.2	272	24.7	34	11-22	199
1972	11	587	2138	194.4	20	243-115-18	1656	150.5	16	3794	344.9	276	25.1	36	9-19	203
1973	11	643	2844	258.5	28	228-126-11	1762	160.2	11	4606	418.7	300	27.3	39	10-18	242
1974	11	580	2618	238.0	19	191-101-11	1482	134.7	11	4100	372.7	239	21.7	33	3-11	203
1975	11	715	4149	377.2	47	148-89-7	1451	131.9	9	5600	509.1	428	38.9	58	8-13	299
1976	11	700	3419	310.8	31	154-87-10	1161	105.5	4	4580	416.4	266	24.2	35	7-17	251
1977	11	636	2787	253.4	28	183-96-10	1488	135.3	7	4275	388.6	280	25.5	36	10-20	229
1978	11	622	2731	248.3	23	226-115-15	1660	150.9	6	4391	399.2	236	21.5	30	9-17	222
1979	11	604	2191	199.2	10	191-84-16	974	88.5	6	3165	287.7	134	12.2	16	9-13	173
1980	11	533	2224	202.2	17	230-115-13	1542	140.2	10	3766	342.4	259	23.5	30	17-20	192
1981	11	574	2214	201.3	24	239-137-15	2020	183.6	6	4234	384.9	261	23.7	31	15-19	207
1982	11	556	2259	205.4	24	287-157-17	1988	180.7	17	4247	386.1	320	29.1	42	11-17	230
1983	11	544	2349	213.5	24	287-164-14	1919	174.5	11	4268	388.0	280	25.5	37	8-15	233
1984	11	483	1774	161.3	12	334-170-19	2061	187.4	9	3835	348.6	209	19.0	23	16-22	205
1985	11	494	2020	183.6	14	281-146-9	1738	158.0	12	3758	341.6	217	19.7	27	10-15	205
1986	11	556	2687	244.3	28	282-149-16	1858	168.9	11	4545	413.2	315	28.6	40	12-17	224
1987	11	484	2075	188.6	21	327-171-23	2176	197.8	10	4251	386.5	260	23.6	33	10-19	238
1988	11	436	1496	136.0	12	367-202-15	2519	229.0	18	4015	365.0	244	22.2	30	12-18	209
1989	12	505	1966	163.8	16	359-184-14	2360	196.7	12	4326	360.5	241	20.1	28	17-26	241
1990	11	412	1520	138.2	17	382-195-13	2282	207.5	10	3802	345.6	204	18.5	27	5-5	207
1991	11	533	2046	186.0	12	267-137-12	1512	137.5	1	3558	323.5	119	10.8	13	10-14	195
1992	11	472	2032	184.7	15	316-162-17	1802	163.8	12	3834	348.5	229	20.8	30	7-11	208
1993	11	437	1570	142.7	13	333-189-22	2017	183.4	9	3587	326.1	186	16.9	23	9-17	202
1994	11	323	700	63.6	9	436-239-27	2712	246.5	14	3412	310.2	185	16.8	24	7-9	170
1995	12	424	1310	109.2	15	495-266-25	3084	257.0	16	4394	366.2	243	20.3	32	9-14	239
1996	11	449	1188	108.0	10	341-182-20	2063	187.5	10	3251	295.5	172	15.6	21	9-14	172
1997	11	395	1254	114.0	13	326-192-12	2320	210.9	15	3574	324.9	240	21.8	30	10-15	178
1998	11	406	1304	118.5	12	342-172-16	2362	214.7	7	3666	333.3	212	19.3	23	17-20	258
1999	11	472	1831	166.5	19	318-176-15	2509	228.1	19	4340	394.5	302	27.5	40	9-16	218



YEAR-BY-YEAR STATISTICS

Opponent Totals

Year	G	Rushing				A-C-I	Passing			Total Offense			Scoring		FGM-	First
		att.	yds	YPG	TD		yds	YPG	TD	yds	YPG	pts	PPG	TD	FGA	Dns
2000	11	458	2029	184.5	20	356-211-10	2612	237.5	10	4641	421.9	255	23.2	32	11-20	237
2001	12	570	2433	202.8	22	350-206-18	2734	227.8	14	5167	430.6	331	27.6	40	19-28	273
2002	14	640	2924	208.9	25	433-262-15	3020	215.7	14	5944	424.6	348	24.9	41	22-24	314
2003	13	506	2102	161.7	15	415-235-13	2899	223.0	14	5001	384.7	265	20.4	32	15-22	263
2004	12	413	1417	118.1	10	333-202-9	2337	194.8	15	3754	312.8	212	17.7	26	10-14	203
2005	12	456	1814	151.2	18	401-249-15	2695	224.6	15	4509	375.8	279	23.3	34	14-22	250
2006	12	430	1432	119.3	12	291-171-10	2042	170.2	10	3474	289.5	214	17.8	27	8-13	164
2007	13	472	1390	106.9	9	452-263-11	2932	225.5	18	4322	332.5	256	19.7	27	22-29	228
2008	12	488	1795	149.6	16	333-197-11	2204	183.7	14	3999	333.2	260	21.7	32	12-18	222
2009	12	500	2335	173.8	22	352-197-12	2215	184.6	10	4301	358.4	316	26.3	36	22-30	227
2010	12	480	2444	203.7	28	304-172-11	2309	192.4	14	4753	396.1	339	28.2	43	14-17	233
2011	13	460	1813	139.5	15	408-219-12	2759	212.2	19	4572	351.7	310	23.8	38	14-24	225
2012	12	436	1739	144.9	17	395-227-4	2501	208.4	23	4240	353.3	347	28.9	44	14-21	223
2013	12	470	2048	170.7	28	386-195-10	2795	232.9	19	4843	403.6	399	33.2	51	14-17	226
2014	12	431	1448	120.7	11	394-218-15	2790	232.5	19	4238	353.2	289	24.1	36	13-18	225
2015	12	418	1879	156.6	15	375-234-4	3059	254.9	26	4938	411.5	386	32.2	45	22-28	246
2016	12	485	2280	190.0	20	361-221-9	3079	256.6	25	5359	446.6	405	33.8	51	16-21	258
2017	13	557	2591	199.3	25	322-172-15	2155	165.8	18	4746	365.1	369	28.4	49	9-14	245
2018	13	442	1918	147.5	15	373-196-17	2379	183.0	12	4297	330.5	261	20.1	30	16-21	213
2019	14	497	1934	138.1	23	409-231-12	3272	233.7	23	5206	371.9	380	27.1	48	15-21	266
2020	10	370	1385	138.5	14	323-203-11	3044	304.4	19	4429	442.9	296	29.6	34	19-23	204
2021	12	468	2895	225.8	21	225-376-8	2882	240.2	26	5592	466.0	382	31.8	48	15-23	280
2022	10	407	1755	153.2	26	191-312-5	2044	204.4	10	3576	357.6	240	24.0	26	19-23	208
2023	12	434	2358	184.5	27	232-378-8	2697	224.8	19	4911	409.3	405	33.8	32	17-20	259

ALL-TIME RECORD VS. ALL OPPONENTS

Opponent	First Game	Last Game	W	L	T	Scoring		
						UVA	Opp.	Pct
Abilene Christian	2020	2020	1	0	0	55	15	1.000
Akron	2002	2004	2	0	0	99	29	1.000
Apprentice School	1943	1943	0	1	0	6	7	.000
Army	1954	1978	3	5	0	131	167	.375
Auburn	1997	2011	1	2	0	60	71	.333
Ball State	2013	2013	0	1	0	27	48	.000
Baltimore City College	1894	1894	1	0	0	36	0	1.000
Boise State	2015	2017	1	1	0	56	79	.500
Boston College	1963	2023	1	7	0	151	220	.111
Brigham Young	1987	2021	3	3	0	203	217	.500
Bucknell	1905	1906	1	1	0	20	23	.500
Buffalo	1967	1999	2	0	0	85	33	1.000
Carlisle	1900	1910	1	5	1	42	94	.214
Central Michigan	1996	2016	2	0	0	104	56	1.000
Centre	1919	1919	0	1	0	7	49	.000
Chicago	1939	1939	1	0	0	47	0	1.000
The Citadel	1950	1951	2	0	0	73	14	1.000
Clemson	1955	2020	8	40	1	722	1344	.163
Coast Guard	1945	1945	1	0	0	39	0	1.000
Coastal Carolina	2023	2023	0	0	0	0	0	.000
Colgate	1970	1970	1	0	0	54	12	1.000
Colorado State	2002	2002	0	1	0	29	35	.000
Columbia	1931	1938	0	4	0	12	103	.000
Connecticut	2007	2017	2	2	0	75	92	.500
Dartmouth	1934	1934	0	1	0	0	27	.000
Davidson	1902	1968	8	0	2	202	26	1.000
Dickinson	1890	1890	1	0	0	12	0	1.000
Duke	1890	2023	41	34	0	1730	1560	.547
East Carolina	1975	2008	1	2	0	66	112	.333
Eastern Michigan	2010	2010	1	0	0	48	21	1.000
Episcopal	1888	1899	2	0	0	49	6	1.000
Florida	1959	2019	0	2	0	38	91	.000
Florida State	1992	2019	4	15	0	287	614	.211
Fort Monroe	1894	1894	1	0	0	102	0	1.000
Franklin & Marshall	1897	1897	1	0	0	38	0	1.000
Fresno State	2004	2004	0	1	0	34	37	.000
Furman	1923	1923	0	1	0	10	13	.000
Gallaudet	1895	1907	7	1	0	161	21	.875
Georgetown	1889	1913	7	7	2	233	113	.500
George Washington	1897	1955	12	2	1	373	92	.833
Georgia	1897	2000	7	9	3	235	278	.438
Georgia Tech	1965	2023	22	22	1	1116	1194	.500
Hampden-Sydney	1906	1946	17	1	2	532	56	.900
Hampton A.C.	1896	1896	0	2	16	16	.500	
Harvard	1915	1947	1	8	0	60	269	.111
Idaho	2011	2011	1	0	0	21	20	1.000
Illinois	1989	2022	1	3	0	108	111	.250
Indiana	2009	2018	2	2	0	114	92	.500
James Madison	1979	2023	2	2	0	142	80	.500
Johns Hopkins	1888	1922	8	1	0	263	45	.889
Kansas	1990	1991	2	0	0	90	29	1.000
Kent State	2014	2014	1	0	0	45	13	1.000
Kentucky	1902	1930	2	1	0	18	47	.667
Lafayette	1890	1942	2	1	1	64	31	.625
Lehigh	1889	1976	6	3	0	173	122	.667
Liberty	2018	2019	2	0	0	100	51	1.000
Louisiana Tech	2012	2012	0	1	0	38	44	.000
Louisville	1988	2023	5	7	0	298	320	.417
Lynchburg	1926	1926	1	0	0	38	0	1.000
Maryland	1919	2023	32	45	2	1394	1689	.418
Maryland A.C.	1895	1895	1	0	0	20	0	1.000
Maryland Med. Coll.	1898	1899	1	0	1	6	0	.750
Miami (Fla.)	1996	2023	8	13	0	477	533	.381
Miami (Ohio)	1948	1949	1	0	1	35	32	.750
Michigan	1899	1995	0	3	0	17	112	.000

Opponent	First Game	Last Game	W	L	T	Scoring		
						UVA	Opp.	Pct
Middle Tennessee	2007	2007	1	0	0	23	21	1.000
Miller School	1895	1896	2	0	0	56	2	1.000
Minnesota	2005	2005	1	0	0	34	31	1.000
Missouri	1973	1973	0	1	0	7	31	.000
Nashville	1902	1902	1	0	0	27	0	1.000
Navy	1889	2017	11	28	0	502	712	.282
Norfolk Blues	1912	1912	1	0	0	7	0	1.000
North Carolina	1892	2023	59	65	4	2080	2522	.477
North Carolina Pre-Flight	1944	1944	0	0	1	13	13	.500
NC State	1904	2023	22	37	1	1097	1206	.375
Notre Dame	1989	2019	0	4	0	63	133	.000
Oceana N.A.S.	1945	1945	1	0	0	40	0	1.000
Ohio	1993	2018	2	0	0	86	38	1.000
Ohio State	1933	1933	0	1	0	0	75	.000
Oklahoma	1991	1991	0	1	0	14	48	.000
Old Dominion	2019	2022	2	0	0	44	31	1.000
Oregon	2013	2016	0	2	0	36	103	.000
Pantops Academy	1888	1889	2	0	0	64	0	1.000
Pennsylvania	1890	1950	1	15	0	63	512	.063
Penn State	1893	2012	3	5	0	93	179	.375
Pittsburgh	1953	2022	4	10	0	266	369	.286
Princeton	1890	1948	1	9	1	34	349	.136
Princeton J.V.	1891	1891	1	0	0	12	0	1.000
Purdue	1968	1984	1	1	0	33	68	.500
Randolph-Macon	1890	1933	21	0	1	888	21	.977
Richmond	1893	2022	30	3	2	1082	199	.886
Richmond Air Base	1943	1943	0	0	1	7	7	.500
Roanoke	1895	1932	6	0	0	170	0	1.000
Rutgers	1894	1981	3	2	0	85	26	.600
San Jose State	1998	1998	1	0	0	52	14	1.000
Schuylkill Navy	1891	1891	0	0	1	16	16	.500
Sewanee	1892	1931	3	2	1	70	25	.583
South Carolina	1912	2018	14	20	1	583	728	.414
Southern California	2008	2010	0	2	0	21	69	.000
Southern Miss.	2009	2011	0	2	0	58	67	.000
St. Albans	1895	1903	8	0	0	130	4	1.000
St. John's (Md.)	1891	1935	17	0	0	497	50	1.000
SMU	2023	2023	0	0	0	0	0	.000
Swarthmore	1911	1929	2	1	0	67	16	.667
Syracuse	1975	2022	3	3	0	125	137	.500
Temple	2004	2005	2	0	0	95	17	1.000
Tennessee	1927	2023	1	4	0	65	168	.200
Texas	1977	1996	1	2	0	53	98	.333
Texas Christian	1994	2012	1	2	0	41	67	.333
Texas Tech	2007	2007	0	1	0	28	31	.000
Troy	2003	2003	1	0	0	24	0	1.000
Tulane	1949	1969	2	4	0	115	178	.333
UCLA	2014	2015	0	2	0	36	62	.000
Vanderbilt	1895	1975	7	12	2	257	341	.381
VMI	1893	2013	57	23	3	1697	848	.705
Virginia Tech	1895	2023	38	61	5	1627	1921	.384
Wake Forest	1889	2020	34	17	0	1283	988	.667
Washington	1976	1976	0	1	0	17	38	.000
Washington & Lee	1890	1953	21	13	1	563	339	.614
Washington YMCA	1893	1893	1	0	0	20	0	1.000
W. Philadelphia A.C.	1894	1894	1	0	0	64	0	1.000
West Virginia	1898	2002	12	10	1	366	330	.543
Western Michigan	2003	2006	2	1	0	100	52	.667
William & Mary	1908	2023	32	6	1	1064	448	.833
Wisconsin	2001	2001	0	1	0	17	26	.000
Wyoming	2006	2007	1	1	0	16	35	.500
Yale	1914	1944	2	3	1	57	123	.417
Totals	1888	2023	683	48	48	24,572	27,149	.515

2023 Opponents are listed in **bold**



SERIES RECORDS VS. ALL OPPONENTS

Key to Neutral Sites

H—Home Games	LN—Lynchburg, Va.
A—Away Games	LO—Louisville, Ky.
AX—Alexandria, Va.	LX—Lexington, Va.
AT—Atlanta, Ga.	MF—Miami/Ft. Lauderdale, Fla.
BA—Baltimore, Md.	NA—Nashville, Tenn.
BH—Birmingham Ala.	NF—Norfolk, Va.
BO—Boise, Idaho	NO—New Orleans, La.
CH—Charleston, W.Va.	OR—Orlando, Fla.
CR—Charlotte, N.C.	RI—Richmond, Va.
DT—Detroit, Mich.	RO—Roanoke, Va.
ER—East Rutherford, N.J.	SH—Shreveport, La.
HA—Honolulu, Hawaii	WA—Washington, D.C.
JK—Jacksonville, Fla.	

ABILENE CHRISTIAN

(1-0-0)
2020 W 55 15 H

AKRON

(2-0-0)
2002 W 48 29 H
2004 W 51 0 H

APPRENTICE SCHOOL

(0-1-0)
1943 L 6 7 A

ARMY

(3-5-0)
1954 L 20 21 A
1957 L 12 20 H
1958 L 6 35 A
1964 W 35 14 H
1967 L 7 26 A
1970 W 21 20 H
1971 L 9 14 A
1978 W 21 17 A

AUBURN

(1-2-0)
1997 L 17 28 H
1998 W 19 0 A
2011 L 24 43 AT*
* - Chick-fil-A Bowl

BALL STATE

(0-1-0)
2013 L 27 48 H

BALTIMORE CITY COLLEGE

(1-0-0)
1894 W 36 0 H

BOISE STATE

(1-1-0)
2015 L 14 56 H
2017 W 42 23 A

BOSTON COLLEGE

(1-7-0)
1963 L 21 30 A
1994 L 13 31 MF*
2005 L 17 28 A
2009 L 10 14 H
2010 L 13 17 A
2017 L 10 41 H
2020 W 43 32 H
2023 L 24 27 A
*1994 Carquest Bowl

BRIGHAM YOUNG

(3-3-0)
1987 W 22 16 BH*
1999 W 45 40 A
2000 L 35 38 H ot
2013 W 19 16 H
2014 L 33 41 A
2021 L 49 66 A
*1987 All American Bowl

BUCKNELL

(1-1-0)
1905 W 15 11 NF
1906 L 5 12 RI

BUFFALO

(2-0-0)
1967 W 35 12 H
1999 W 50 21 H

CARLISLE

(1-5-1)
1900 L 2 17 WA
1902 W 6 5 NF
1903 T 6 6 NF
1904 L 6 14 NF
1905 L 0 12 NF
1906 L 17 18 NF
1910 L 5 22 WA

CENTRAL MICHIGAN

(2-0-0)
1996 W 55 21 H
2016 W 49 35 H

CENTRE

(0-1-0)
1919 L 7 49 H

CHICAGO

(1-0-0)
1939 W 47 0 H

THE CITADEL

(2-0-0)
1950 W 34 14 A
1951 W 39 0 H

CLEMSON

(8-40-1)
1955 L 7 20 H
1956 L 0 7 A
1957 L 6 20 H
1958 L 15 20 A
1959 L 0 47 H
1960 L 7 21 A
1963 L 0 35 H
1964 L 7 29 A
1965 L 14 20 H
1966 L 35 40 A
1969 L 14 21 H
1970 L 17 27 A
1971 L 15 32 RI
1972 L 21 37 A
1973 L 27 32 A
1974 L 9 28 A
1977 L 0 31 A
1978 L 14 30 H
1979 L 7 17 A
1980 L 24 27 H
1981 L 0 27 A
1982 L 0 48 H
1983 L 21 42 A
1984 L 0 55 H
1985 L 24 27 A
1986 L 17 31 H
1987 L 21 38 A
1988 L 7 10 H
1989 L 20 34 A
1990 W 20 7 H
1991 T 20 20 A
1992 L 28 29 H
1993 L 14 23 A
1994 W 9 6 H
1995 W 22 3 A
1996 L 16 24 H
1997 W 21 7 A
1998 W 20 18 H
1999 L 14 33 A
2000 L 10 31 H
2001 W 26 24 A
2002 W 22 17 H
2003 L 27 30 A ot
2004 W 30 10 H
2008 L 3 13 H
2009 L 21 34 A
2013 L 10 59 H
2019 L 17 62 CR*
2020 L 23 41 A
* - ACC Championship Game

COAST GUARD

(1-0-0)
1945 W 39 0 H

COLGATE

(1-0-0)
1970 W 54 12 H

COLORADO STATE

(0-1-0)
2002 L 29 35 H

COLUMBIA

(0-4-0)
1931 L 0 27 A
1932 L 6 22 A
1933 L 6 15 A
1938 L 0 39 A

CONNECTICUT

(2-2-0)
2007 W 17 16 H
2008 L 10 45 A
2016 L 10 13 A
2017 W 38 18 H

DARTMOUTH

(0-1-0)
1934 L 0 27 A

DAVIDSON

(8-0-2)
1902 W 35 0 H
1903 W 22 0 A
1907 T 5 5 H
1908 W 12 0 H
1909 W 11 0 H
1916 W 14 0 H
1921 W 28 0 H
1935 T 0 0 H
1962 W 34 7 H
1968 W 41 14 H

DICKINSON

(1-0-0)
1890 W 12 0 WA

DUKE

(41-33-0)
1890 W 10 4 RI
1891 L 0 20 RI
1892 W 46 4 AT
1893 W 30 0 LN
1923 W 33 0 H
1930 L 0 32 A
1943 L 0 49 A
1951 W 30 7 A
1952 L 7 21 H
1953 L 6 48 NF
1956 L 7 40 H
1957 L 0 40 A
1958 W 15 12 H
1961 L 0 42 RI
1963 L 8 30 H
1964 L 0 30 A
1965 L 7 21 H
1966 L 8 27 A
1967 L 6 13 H
1968 W 50 20 A
1969 W 10 0 H
1970 L 7 17 A
1971 L 0 28 H
1972 L 13 37 A
1973 W 7 3 H
1974 L 7 27 A
1975 L 11 26 A
1976 L 6 21 H
1977 L 7 31 H
1978 L 13 20 A
1979 W 30 12 H
1980 W 20 17 A
1981 L 24 29 H
1982 L 17 51 A
1983 W 38 30 H
1984 W 38 10 A
1985 W 37 14 H
1986 L 13 20 A
1987 W 42 17 H
1988 L 34 38 A
1989 W 49 28 H
1990 W 59 0 A
1991 W 34 3 H

1992 W 55 28 A
1993 W 35 0 H
1994 L 25 28 A
1995 W 44 30 H
1996 W 27 3 A
1997 W 13 10 H
1998 W 24 0 A
1999 L 17 24 H ot
2000 W 26 10 A
2001 W 31 10 H
2002 W 27 22 A
2003 W 27 0 H
2004 W 37 16 A
2005 W 38 7 H
2006 W 37 0 A
2007 W 24 13 H
2008 L 3 31 A
2009 L 17 28 H
2010 L 48 55 A
2011 W 31 21 H
2012 L 17 42 A
2013 L 22 35 H
2014 L 13 20 A
2015 W 42 34 H
2016 W 34 20 A
2017 W 28 21 H
2018 W 28 14 A
2019 W 48 14 H
2020 W 38 20 H
2021 W 48 0 H
2022 L 17 38 A
2023 W 30 27 H

EAST CAROLINA

(1-2-0)
1975 L 10 61 H
2006 L 21 31 A
2008 W 35 20 H

EASTERN MICHIGAN

(1-0-0)
2010 W 48 21 H

EPISCOPAL

(2-0-0)
1888 W 16 0 H
1899 W 33 6 H

FLORIDA

(0-2-0)
1959 L 10 55 A
2019 L 28 36 MF*
* - Orange Bowl

FLORIDA STATE

(4-15-0)
1992 L 3 13 H
1993 L 14 40 A
1994 L 17 41 A
1995 W 33 28 H
1996 L 24 31 A
1997 L 21 47 H
1998 L 14 45 A
1999 L 10 35 H
2000 L 3 37 A
2001 L 7 43 H
2002 L 19 40 A
2003 L 14 19 H
2004 L 3 36 A
2005 W 26 21 H
2006 L 0 33 A
2010 L 14 34 H
2011 W 14 13 A

VIRGINIA

2024 UVA FOOTBALL

2014 L 20 34 A
2019 W 31 24 H

FORT MONROE (1-0-0)

1894 W 102 0 H

FRANKLIN & MARSHALL (1-0-0)

1897 W 38 0 H

FRESNO STATE (0-1-0)

2004 L 34 37 B0*ot
* 2004 MPC Computers Bowl

FURMAN (0-1-0)

1923 L 10 13 H

GALLAUDET (7-1-0)

1895 W 16 6 H
1896 W 6 0 H
1897 W 20 4 H
1898 W 16 0 H
1899 L 5 11 H
1900 W 34 0 H
1901 W 24 0 H
1907 W 40 0 H

GEORGETOWN (7-7-2)

1889 W 32 0 H
1892 T 4 4 H
1893 L 24 28 H
1893 W 58 0 A
1898 W 12 0 A
1899 T 0 0 A
1900 L 0 10 A
1901 L 16 17 A
1906 W 12 0 A
1907 W 28 6 A
1908 W 6 0 A
1909 W 21 0 A
1910 L 0 15 A
1911 L 0 9 A
1912 L 13 16 A
1913 L 7 8 A

GEORGE WASHINGTON (12-2-1)

1897 W 10 0 H
1898 W 47 0 H
1905 W 55 0 WA
1906 T 0 0 A
1921 W 28 0 H
1922 W 34 0 H
1947 W 33 13 H
1948 L 12 20 H
1949 W 27 13 H
1950 W 19 0 H
1951 W 20 0 H
1952 W 50 0 H
1953 W 24 20 AX
1954 W 14 13 H
1955 L 0 13 H

GEORGIA (7-9-3)

1897 W 17 4 AT
1913 W 13 6 AT
1914 W 28 0 H
1915 W 9 7 A
1916 L 7 13 H
1919 T 7 7 A
1920 T 0 0 H

1921 L 0 21 A
1922 T 6 6 A
1923 L 0 13 A
1924 L 0 7 H
1925 W 7 6 A
1926 L 7 27 H
1927 L 0 32 A
1929 W 31 0 A
1987 L 22 30 A
1995 W 34 27 AT*
1998 L 33 35 AT*
2000 L 14 37 HA&
*1995, 1998 Peach Bowl
& 2000 Jeep O'ahu Bowl

GEORGIA TECH (22-22-1)

1965 L 19 42 A
1966 L 13 14 A
1974 L 24 28 A
1976 L 14 35 A
1982 L 32 38 A
1983 L 27 31 A
1984 T 20 20 H
1985 W 24 13 A
1986 L 14 28 H
1987 W 23 14 A
1988 W 17 16 H
1989 W 17 10 A
1990 L 38 41 H
1991 L 21 24 A
1992 W 55 24 H
1993 W 35 14 A
1994 W 24 7 A
1995 W 41 14 H
1996 L 7 13 A
1997 W 35 31 H
1998 L 38 41 A
1999 W 45 38 H
2000 L 0 35 A
2001 W 39 38 H
2002 L 15 23 A
2003 W 29 17 H
2004 W 30 10 A
2005 W 27 17 H
2006 L 7 24 A
2007 W 28 23 H
2008 W 24 17 A
2009 L 9 34 H
2010 L 21 33 A
2011 W 24 21 H
2012 L 20 56 A
2013 L 25 35 H
2014 L 10 35 A
2015 W 27 21 H
2016 L 17 31 A
2017 W 40 36 H
2018 L 27 30 A ot
2019 W 33 28 H
2021 W 48 40 H
2022 W 16 9 A
2023 L 17 45 H

HAMPDEN-SYDNEY (17-1-2)

1906 W 38 5 H
1909 W 37 0 H
1911 W 23 0 H
1912 W 10 0 H
1913 W 53 0 H
1924 W 13 9 H
1925 W 40 0 H
1926 T 0 0 H
1927 W 38 6 H
1932 W 32 0 H
1933 T 7 7 H
1934 W 8 0 H
1935 L 7 12 H
1936 W 26 10 H

1937 W 13 7 H
1939 W 26 0 H
1941 W 41 0 H
1942 W 12 0 H
1944 W 37 0 H
1946 W 71 0 H

HAMPTON A.C. (0-0-2)

1896 T 10 10 H
1896 T 6 6 A

HARVARD (1-8-0)

1915 L 0 9 A
1916 L 0 51 A
1919 L 0 47 A
1920 L 0 24 A
1924 L 0 14 A
1931 L 0 19 A
1936 L 0 65 A
1938 L 13 40 A
1947 W 47 0 H

IDAHO (1-0-0)

2011 W 21 20 H ot

ILLINOIS (1-3-0)

1990 L 21 31 OR*
1999 L 21 63 MF&
2021 W 42 14 H
2022 L 3 24 A
* 1990 Florida Citrus Bowl
& 1999 Micronpc.com Bowl

INDIANA (2-2-0)

2009 W 47 7 H
2011 W 34 31 A
2017 L 17 34 H
2018 L 16 20 A

JAMES MADISON (2-2-0)

1979 W 69 9 H
1982 L 17 21 H
1983 W 21 14 H
2023 L 35 36 H

JOHNS HOPKINS (8-1-0)

1888 L 0 26 H
1889 W 58 0 H
1893 W 28 12 H
1894 W 76 0 H
1900 W 20 0 H
1911 W 34 0 A
1920 W 14 0 A
1921 W 14 7 H
1922 W 19 0 A

KANSAS (2-0-0)

1909 W 59 10 A
1991 W 31 19 H

KENT STATE (1-0-0)

2014 W 45 13 H

KENTUCKY (2-1-0)

1902 W 12 0 A
1903 W 6 0 H
1930 L 0 47 A

LAFAYETTE (2-1-1)

1890 W 20 6 H
1891 T 6 6 H
1941 W 25 0 H
1942 L 13 19 A

LEHIGH (6-3-0)

1889 L 12 24 H
1899 W 10 0 RI
1902 L 6 34 WA
1909 L 7 11 NF
1940 W 32 0 H
1941 W 34 0 H
1954 W 27 21 H
1956 W 24 12 A
1976 W 21 20 H

LIBERTY (2-0-0)

2018 W 45 24 H
2019 W 55 27 H

LOUISIANA TECH (0-1-0)

2012 L 38 44 H

LOUISVILLE (5-7-0)

1988 L 28 30 A
1989 W 16 15 H
2014 W 23 21 H
2015 L 31 38 A
2016 L 25 32 H
2017 L 21 38 A
2018 W 27 3 H
2019 L 21 28 A
2020 W 31 17 H
2021 W 34 33 A
2022 L 17 34 H
2023 L 24 31 A

LYNCHBURG (1-0-0)

1926 W 38 0 H

MARYLAND (32-45-2)

1919 L 0 13 H
1925 W 6 0 H
1926 T 6 6 A
1927 W 21 0 H
1928 L 2 18 A
1929 T 13 13 A
1930 L 6 14 H
1931 L 6 7 A
1932 W 7 6 H
1933 W 6 0 H
1934 L 0 20 A
1935 L 7 14 H
1936 L 0 21 H
1937 L 0 3 H
1938 W 27 19 A
1939 W 12 7 H
1940 W 19 6 A
1942 L 12 27 H
1943 W 39 0 H
1944 W 18 7 WA
1945 L 13 19 WA
1957 L 0 12 A
1958 L 6 44 H
1959 L 12 55 A
1960 L 12 44 H
1961 W 28 16 H
1962 L 18 40 A

1963 L 6 21 A
1964 L 0 10 H
1965 W 33 27 A
1966 W 41 17 H
1967 W 12 7 A
1968 W 28 23 H
1969 L 14 17 A
1970 L 14 17 H
1971 W 29 27 A
1972 L 23 24 H
1973 L 0 33 A
1974 L 0 10 H
1975 L 24 62 A
1976 L 0 28 H
1977 L 0 28 A
1978 L 7 17 H
1979 L 7 17 A
1980 L 0 31 H
1981 L 7 48 A
1982 L 14 45 H
1983 L 3 23 A
1984 L 34 45 H
1985 L 21 33 A
1986 L 10 42 H
1987 L 19 21 A
1988 W 24 23 H
1989 W 48 21 A
1990 L 30 35 H
1991 L 6 17 A
1992 W 28 15 H
1993 W 43 29 A
1994 W 46 21 H
1995 W 21 18 A
1996 W 21 3 H
1997 W 45 0 A
1998 W 31 19 H
1999 W 34 30 A
2000 W 31 23 H
2001 L 21 41 A
2002 W 48 13 H
2003 L 17 27 A
2004 W 16 0 H
2005 L 33 45 A
2006 L 26 28 H
2007 W 18 17 A
2008 W 31 0 H
2009 W 20 9 A
2010 L 23 42 H
2011 W 31 13 A
2012 L 20 27 H
2013 L 26 27 A
2023 L 14 42 A

MARYLAND A.C. (1-0-0)

1895 W 20 0 H

MD. MEDICAL COLLEGE (1-0-1)

1898 W 6 0 H
1899 T 0 0 H

MIAMI (Fla.) (8-12-0)

1996 L 21 31 MF*
2004 L 21 31 H
2005 L 17 25 A
2006 W 17 7 H
2007 W 48 0 A
2008 L 17 24 H ot
2009 L 17 52 A
2010 W 24 19 H
2011 W 31 13 A
2012 W 41 40 H
2013 L 26 45 A
2014 W 30 13 H
2015 L 21 27 A



2016 L 14 34 H
 2017 L 28 44 A
 2018 W 16 13 H
 2019 L 9 17 A
 2020 L 14 19 A
 2021 W 30 28 A
 2022 L 12 14 H ot
 2023 L 26 29 A ot
 *1996 Carquest Bowl

MIAMI (Ohio)
(1-0-1)
 1948 T 14 14 H
 1949 W 21 18 H

MICHIGAN
(0-3-0)
 1899 L 0 38 DT
 1971 L 0 56 A
 1995 L 17 18 A

MIDDLE TENNESSEE
(1-0-0)
 2007 W 23 21 A

MILLER SCHOOL
(2-0-0)
 1895 W 30 0 H
 1896 W 26 2 H

MINNESOTA
(1-0-0)
 2005 W 34 31 NA*
 *2005 Music City Bowl

MISSOURI
(0-1-0)
 1973 L 7 31 A

NASHVILLE, University of
(1-0-0)
 1902 W 27 0 A

NAVY
(11-28-0)
 1889 L 12 22 A
 1893 L 0 28 A
 1893 W 12 0 A
 1897 L 0 4 A
 1898 L 0 6 H
 1903 L 5 6 A
 1904 L 0 5 H
 1905 L 0 22 A
 1909 W 5 0 A
 1933 L 7 13 A
 1934 L 6 21 WA
 1935 L 7 26 A
 1936 L 14 35 A
 1937 L 13 40 A
 1938 L 0 33 A
 1939 L 12 14 A
 1942 L 0 35 A
 1956 L 7 34 BA
 1960 L 6 41 A
 1961 L 3 13 A
 1968 W 24 0 A
 1969 L 0 10 A
 1971 L 6 10 H
 1974 L 28 35 A
 1975 L 14 42 H
 1978 L 0 32 H
 1979 L 10 17 A
 1980 W 6 3 H
 1982 L 16 20 A
 1983 W 27 16 H
 1984 W 21 9 A
 1985 L 13 17 H

1986 L 10 20 A
 1990 W 56 14 H
 1991 W 17 10 H
 1992 W 53 0 A
 1993 W 38 0 H
 1994 W 47 10 A
 2017 L 7 49 A*
 *2017 Military Bowl

NORFOLK BLUES
(1-0-0)
 1912 W 7 0 H

NORTH CAROLINA
(59-65-4)
 1892 W 30 18 H
 1892 L 0 26 AT
 1893 W 16 0 RI
 1894 W 34 0 RI
 1895 W 6 0 RI
 1896 W 46 0 RI
 1897 W 12 0 RI
 1898 L 2 6 RI
 1900 W 17 0 NF
 1901 W 23 6 NF
 1902 T 12 12 RI
 1903 L 0 16 RI
 1904 W 12 11 RI
 1905 L 0 17 NF
 1907 W 9 4 RI
 1908 W 31 0 RI
 1910 W 7 0 RI
 1911 W 28 0 RI
 1912 W 66 0 RI
 1913 W 26 7 RI
 1914 W 20 3 RI
 1915 W 14 0 RI
 1916 L 0 7 RI
 1919 L 0 6 A
 1920 W 14 0 H
 1921 L 3 7 A
 1922 L 7 10 H
 1923 T 0 0 A
 1924 W 7 0 H
 1925 T 3 3 A
 1926 W 3 0 H
 1927 L 13 14 A
 1928 L 20 24 H
 1929 L 7 41 A
 1930 L 0 41 H
 1931 L 6 13 A
 1932 W 14 7 H
 1933 L 0 14 A
 1934 L 6 25 H
 1935 L 0 61 A
 1936 L 14 59 H
 1937 L 0 40 A
 1938 L 0 20 H
 1939 L 0 19 A
 1940 L 7 10 H
 1941 W 28 7 A
 1942 L 13 28 H
 1943 L 7 54 NF
 1944 W 26 7 NF
 1945 L 18 27 A
 1946 L 14 49 H
 1947 L 7 40 A
 1948 L 12 34 H
 1949 L 7 14 A
 1950 W 44 13 H
 1951 W 34 14 H
 1952 W 34 7 A
 1953 L 7 33 H
 1954 L 14 26 H
 1955 L 14 26 A
 1956 W+ 7 21 H
 1957 W 20 13 A

1958 L 0 42 H
 1959 L 0 41 A
 1960 L 8 35 H
 1961 L 0 24 A
 1962 L 7 11 H
 1963 L 7 11 A
 1964 W 31 27 H
 1965 W 21 17 A
 1966 W 21 14 A
 1967 W 40 17 H
 1968 W 41 6 A
 1969 L 0 12 H
 1970 L 15 30 A
 1971 L 20 32 H
 1972 L 3 23 A
 1973 W 44 40 H
 1974 L 10 24 A
 1975 L 28 31 H
 1976 L 6 31 A
 1977 L 14 35 H
 1978 L 20 38 A
 1979 L 7 13 H
 1980 L 3 26 A
 1981 L 14 17 H
 1982 L 14 27 A
 1983 W 17 14 H
 1984 T 24 24 A
 1985 W 24 22 H
 1986 L 7 27 A
 1987 W 20 17 H
 1988 W 27 24 A
 1989 W 50 17 H
 1990 W 24 10 A
 1991 W 14 9 H
 1992 L 7 27 A
 1993 W 17 10 H
 1994 W 34 10 H
 1995 L 17 22 A
 1996 W 20 17 H
 1997 L 20 48 A
 1998 W 30 13 H
 1999 W 20 17 A
 2000 W 17 6 H
 2001 L 24 30 A
 2002 W 37 27 H
 2003 W 38 13 A
 2004 W 56 24 H
 2005 L 5 7 A
 2006 W 23 0 H
 2007 W 22 20 A
 2008 W 16 13 H ot
 2009 W 16 3 A
 2010 L 10 44 H
 2011 L 17 28 A
 2012 L 13 37 H
 2013 L 14 45 A
 2014 L 27 28 H
 2015 L 13 26 A
 2016 L 14 35 H
 2017 W 20 14 A
 2018 W 31 21 H
 2019 W 38 31 A
 2020 W 44 41 H
 2021 L 39 59 A
 2022 L 28 31 H
 2023 W 31 27 A
 +UVA win by forfeit

NORTH CAROLINA
PRE-FLIGHT
(0-0-1)
 1944 T 13 13 H

NC STATE
(22-37-1)
 1904 W 5 0 H
 1905 W 10 0 H
 1906 T 0 0 H
 1907 L 4 10 NF
 1908 W 6 0 NF
 1944 L 0 13 NF
 1945 W 26 6 NF
 1946 L 7 27 A
 1947 L 2 7 H
 1948 W 21 14 A
 1958 L 14 26 H
 1960 L 7 26 A
 1961 L 14 21 H
 1962 L 12 24 A
 1963 L 9 15 NF
 1964 L 15 24 H
 1965 L 0 13 H
 1966 L 21 42 A
 1967 L 8 30 H
 1968 L 0 19 A
 1969 L 0 31 H
 1970 L 16 21 A
 1971 W 14 10 A
 1972 L 14 35 H
 1973 L 23 43 A
 1974 L 21 22 H
 1977 L 0 14 A
 1978 L 21 24 H
 1979 L 27 31 A
 1980 L 13 27 H
 1981 L 24 30 A
 1982 L 13 16 H
 1983 W 26 14 A
 1984 W 45 0 H
 1985 L 22 23 A
 1986 W 20 16 H
 1987 W 34 31 A
 1988 W 19 14 H
 1989 W 20 9 A
 1990 W 31 0 H
 1991 W 42 10 A
 1992 L 7 31 H
 1993 L 29 34 A
 1994 L 27 30 H
 1995 W 29 24 A
 1996 W 62 14 H
 1997 L 24 31 A
 1998 W 23 13 H
 1999 W 47 26 A
 2000 W 24 17 H
 2001 L 0 24 A
 2002 W 14 9 H
 2003 L 37 51 A
 2006 W 14 7 H
 2007 L 24 29 A
 2011 L 14 28 H
 2012 W 33 6 A
 2018 L 21 35 A
 2020 L 21 38 H
 2023 L 21 24 H

NOTRE DAME
(0-4-0)
 1989 L 13 36 ER
 2015 L 27 34 H
 2019 L 20 35 A
 2021 L 3 28 H

OCEANA N.A.S.
(1-0-0)
 1945 W 40 0 H

OHIO
(2-0-0)
 1993 W 41 7 H
 2018 W 45 31 NA

OHIO STATE
(0-1-0)
 1933 L 0 75 A

OKLAHOMA
(0-1-0)
 1991 L 14 48 JK*
 *1991 Gator Bowl

OLD DOMINION
(1-0-0)
 2019 W 28 17 H
 2022 W 16 14 H

OREGON
(0-2-0)
 2013 L 10 59 H
 2016 L 26 44 A

PANTOPS ACADEMY
(2-0-0)
 1888 W 20 0 H
 1889 W 44 0 H

PENNSYLVANIA
(1-15-0)
 1890 L 0 72 WA
 1892 L 0 32 H
 1894 L 6 14 WA
 1895 L 0 54 A
 1896 L 0 20 A
 1897 L 0 42 A
 1898 L 0 40 A
 1899 L 6 33 A
 1901 L 5 20 A
 1904 L 0 24 A
 1924 L 0 27 A
 1930 L 6 40 A
 1946 L 0 40 A
 1947 L 7 19 A
 1949 W 26 14 A
 1950 L 7 21 A

PENN STATE
(3-5-0)
 1893 L 0 6 H
 1954 L 7 34 A
 1955 L 7 26 RI
 1988 L 14 42 H
 1989 W 14 6 A
 2001 W 20 14 H
 2002 L 14 35 A
 2012 W 17 16 H

PITTSBURGH
(4-10-0)
 1953 L 0 26 H
 1955 L 7 18 A
 2003 W 23 16 CR*
 2006 L 13 38 A
 2007 W 44 14 H
 2013 L 3 14 A
 2014 W 24 19 H
 2015 L 19 26 A
 2016 L 31 45 H
 2017 L 14 31 A
 2018 L 13 23 H
 2019 W 30 14 A
 2021 L 38 48 A
 2022 L 7 37 H
 *2003 Continental Tire Bowl

VIRGINIA

2024 UVA FOOTBALL

PRINCETON (1-9-1)

1890	L	0	115	BA
1894	L	0	12	BA
1895	L	0	36	BA
1896	L	0	48	A
1898	L	0	12	A
1921	L	0	34	A
1922	L	0	5	A
1928	T	0	0	A
1937	L	0	26	A
1946	W	20	6	A
1948	L	14	55	A

PRINCETON JV (1-0-0)

1891	W	12	0	H
------	---	----	---	---

PURDUE (1-1-0)

1968	L	6	44	A
1984	W	27	24	AT*

*1984 Peach Bowl

RANDOLPH-MACON (21-0-1)

1890	W	136	0	H
1903	W	37	0	H
1904	W	16	0	H
1905	W	59	0	H
1906	W	38	0	H
1908	W	22	0	H
1910	W	17	0	H
1911	W	31	0	H
1912	W	45	0	H
1913	W	40	0	H
1914	W	39	0	H
1915	W	20	0	H
1919	W	12	2	H
1920	W	65	0	H
1924	W	26	6	H
1925	W	41	0	H
1926	W	57	0	H
1928	W	66	0	H
1929	W	27	6	H
1930	W	48	0	H
1931	T	7	7	H
1933	W	39	0	H

RICHMOND (30-3-2)

1893	W	34	4	H
1894	W	48	0	H
1894	W	28	0	A
1895	W	62	0	H
1900	W	51	0	H
1906	W	22	0	H
1906	W	12	6	H
1907	W	38	0	H
1914	W	62	0	H
1915	W	74	0	H
1916	W	21	0	H
1919	T	0	0	H
1921	W	14	0	H
1922	W	14	6	H
1923	W	9	0	H
1925	W	19	0	H
1941	W	44	0	H
1942	T	7	7	A
1943	L	7	16	H
1944	W	39	0	A
1945	W	45	0	H
1946	L	7	19	A
1947	W	34	0	H
1952	W	49	0	H
1979	W	31	0	H
1997	W	26	7	H
2000	W	34	6	H

2001	W	17	16	H
2008	W	16	0	H
2010	W	34	13	H
2012	W	42	19	H
2014	W	45	13	H
2016	L	20	37	H
2018	W	42	13	H
2022	W	34	17	H

RICHMOND A.B. (0-0-1)

1943	T	7	7	H
------	---	---	---	---

ROANOKE (6-0-0)

1895	W	14	0	H
1901	W	68	0	H
1910	W	21	0	H
1930	W	37	0	H
1931	W	18	0	H
1932	W	12	0	H

RUTGERS (3-2-0)

1894	W	20	4	H
1920	W	7	0	A
1962	W	41	0	A
1980	L	17	19	H
1981	L	0	3	A

SAN JOSE STATE (1-0-0)

1998	W	52	14	H
------	---	----	----	---

SCHUYLKILL NAVY (0-0-1)

1891	T	16	16	H
------	---	----	----	---

SEWANEE (3-2-1)

1892	W	30	0	RI
1900	W	17	5	RI
1901	W	23	5	RI
1907	L	0	12	NF
1908	T	0	0	NF
1931	L	0	3	H

SOUTH CAROLINA (14-20-1)

1912	W	19	0	H
1913	W	54	0	H
1914	W	49	7	H
1915	W	13	0	A
1916	W	35	6	H
1926	W	6	0	A
1927	L	12	13	H
1928	L	13	24	H
1929	W	6	0	A
1951	W	28	27	H
1952	L	14	21	NF
1953	L	0	19	H
1954	L	0	27	A
1955	L	14	21	H
1956	L	13	27	RI
1957	L	0	13	H
1958	L	14	28	A
1959	L	20	32	H
1960	L	0	26	A
1961	W	28	20	H
1962	L	6	40	A
1963	T	10	10	H
1965W+		7	17	H
1967	L	23	24	A
1968	L	28	49	H
1971	L	14	34	A
1972	W	24	16	A
1975	L	14	41	A
1976	L	7	35	A

1981	L	3	21	A
1986	W	30	20	H
1987	L	10	58	A
2002	W	34	21	H
2003	L	7	31	A
2018	W	28	0	CR*

+UVA win by forfeit
*2018 Belk Bowl

SOUTHERN CALIFORNIA (0-2-0)

2008	L	7	52	H
2010	L	14	17	A

SOUTHERN MISS (0-2-0)

2009	L	34	37	A
2011	L	24	30	H

ST. ALBANS (8-0-0)

1895	W	14	4	H
1896	W	6	0	H
1897	W	14	0	H
1898	W	16	0	H
1899	W	10	0	H
1901	W	39	0	H
1902	W	15	0	H
1903	W	16	0	H

ST. JOHN'S (Md.) (17-0-0)

1891	W	34	0	H
1896	W	48	0	H
1902	W	22	0	H
1903	W	48	6	H
1905	W	30	5	H
1906	W	11	0	H
1907	W	22	4	H
1908	W	18	9	H
1909	W	12	0	H
1910	W	29	0	H
1911	W	6	0	H
1914	W	88	0	H
1923	W	32	7	H
1929	W	32	7	H
1932	W	20	6	H
1934	W	27	6	H
1935	W	18	0	H

SWARTHMORE (2-1-0)

1911	L	8	9	H
1914	W	47	0	A
1929	W	12	7	H

SYRACUSE (3-3-0)

1975	L	0	37	H
1977	L	3	6	A
2004	W	31	10	H
2005	W	27	24	A
2015	W	44	38	H ot
2022	L	20	22	A

TEMPLE (2-0-0)

2004	W	44	14	A
2005	W	51	3	H

TENNESSEE (1-4-0)

1927	L	0	42	A
1940	L	14	41	A
1980	W	16	13	A
1991	L	22	23	NO*
2023	L	13	49	NA

*1991 USF&G Sugar Bowl

TEXAS (1-2-0)

1977	L	0	68	A
1995	L	16	17	A
1996	W	37	13	H

TEXAS CHRISTIAN (1-2-0)

1994	W	20	10	SH*
2009	L	14	30	H
2012	L	7	27	A

*1994 Independence Bowl

TEXAS TECH (0-1-0)

2007	L	28	31	JK*
------	---	----	----	-----

*2008 Gator Bowl

TROY (1-0-0)

2003	W	24	0	H
------	---	----	---	---

TULANE (2-4-0)

1949	L	14	28	H
1950	L	18	42	A
1966	L	6	20	H
1967	W	14	10	A
1968	W	63	47	H
1969	L	0	31	A

UCLA (0-2-0)

2014	L	20	28	H
2015	L	16	34	A

VANDERBILT (7-12-2)

1895	W	6	4	AT
1897	T	0	0	A
1898	W	18	0	LO
1912	L	0	13	A
1913	W	34	0	H
1914	W	20	7	A
1915	W	35	10	H
1916	L	6	27	A
1919	L	6	10	H
1920	T	7	7	A
1928	L	0	34	A
1952	W	27	0	H
1953	L	13	28	A
1955	L	7	34	A
1956	L	2	6	H
1958	L	6	39	A
1959	L	0	33	H
1971	W	27	23	H
1972	L	7	10	A
1973	L	22	39	H
1975	L	14	17	A

VMI (57-23-3)

1893	W	22	0	A
1896	W	46	0	LN
1900	T	0	0	A
1901	W	28	0	LN
1904	W	17	0	H
1906	W	4	0	H
1907	W	18	17	H
1909	W	32	0	H
1910	W	28	0	H
1911	W	22	6	H
1912	L	0	19	H
1913	W	38	7	H
1915	W	44	0	H
1916	W	20	7	H
1919	W	7	0	H
1920	L	6	22	H
1921	W	14	7	A

1922	L	0	14	H
1923	L	0	35	H
1924	W	13	0	A
1925	W	18	10	H
1926	W	14	7	A
1927	W	13	8	H
1928	L	0	9	A
1929	L	7	20	H
1930	W	13	0	A
1931	L	3	18	H
1932	L	4	6	A
1933	L	12	13	H
1934	W	17	13	A
1935	T	0	0	H
1936	L	6	12	A
1937	L	7	26	H
1938	T	12	12	H
1939	L	13	16	A
1940	L	0	7	H
1941	W	27	7	A
1942	L	18	38	H
1943	W	34	0	A
1944	W	34	0	LN
1945	W	40	7	LN
1946	W	19	8	H
1947	W	35		



**VIRGINIA TECH
(38-61-5)**

1895 W	38	0	H
1896 W	44	0	H
1899 W	28	0	H
1900 W	17	5	H
1901 W	16	0	A
1902 W	6	0	H
1903 W	21	0	RI
1904 W	5	0	RI
1905 L	0	11	H
1923 L	3	6	H
1924 W	6	0	A
1925 W	10	0	H
1926 L	0	6	A
1927 W	7	0	H
1928 L	0	20	A
1929 L	12	32	H
1930 L	13	34	A
1931 T	0	0	H
1932 L	0	13	A
1933 T	6	6	H
1934 L	6	19	A
1935 T	0	0	H
1936 L	6	7	A
1937 L	7	14	H
1938 W	14	6	A
1939 L	0	13	H
1940 L	0	6	NF
1941 W	34	0	NF
1942 L	14	20	NF
1945 W	31	13	RO
1946 T	21	21	RO
1947 W	41	7	RO
1948 W	28	0	RO
1949 W	26	0	RO
1950 W	45	6	RO
1951 W	33	0	RO
1952 W	42	0	RO
1953 L	6	20	H
1954 L	0	6	RO
1955 L	13	17	RO
1956 L	7	14	RO
1957 W	38	7	RI
1958 L	13	22	RO
1959 L	14	40	RI
1960 L	6	40	RO
1961 L	0	20	RO
1962 L	15	20	RO
1963 L	0	10	RO
1964 W	20	17	H
1965 L	14	22	A
1966 L	7	24	H
1970 W	7	0	A
1971 L	0	6	H
1972 W	24	20	H
1973 L	15	27	A
1974 W	28	27	H
1975 L	17	24	A
1976 L	10	14	H
1977 T	14	14	A
1978 W	17	7	H
1979 W	20	18	H
1980 L	0	30	A
1981 L	3	20	H
1982 L	14	21	A
1983 L	0	48	H
1984 W	26	23	A
1985 L	10	28	H
1986 L	10	42	A
1987 W	14	13	H
1988 W	16	10	A
1989 W	32	25	H
1990 L	13	38	A
1991 W	38	0	H
1992 W	41	38	A
1993 L	17	20	H
1994 W	42	23	A

1995 L	29	36	H
1996 L	9	26	A
1997 W	34	20	H
1998 W	36	32	A
1999 L	7	31	H
2000 L	21	42	A
2001 L	17	31	H
2002 L	9	21	A
2003 W	35	21	H
2004 L	10	24	A
2005 L	14	52	H
2006 L	0	17	A
2007 L	21	33	H
2008 L	14	17	A
2009 L	13	42	H
2010 L	7	37	A
2011 L	0	38	H
2012 L	14	17	A
2013 L	6	16	H
2014 L	20	24	A
2015 L	20	23	H
2016 L	10	52	A
2017 L	0	10	H
2018 L	31	34	A ot
2019 W	39	30	H
2020 L	15	33	A
2021 L	24	29	H
2023 L	17	55	H

**WAKE FOREST
(34-17-0)**

1889 W	46	4	RI
1911 W	29	6	H
1955 L	7	13	H
1956 W	7	6	H
1957 W	28	20	A
1959 L	12	34	A
1960 L	20	28	H
1961 L	15	21	A
1962 W	14	12	H
1964 L	21	31	H
1966 W	24	10	H
1967 W	14	12	A
1969 L	21	23	H
1970 L	7	27	H
1972 W	15	12	A
1973 W	21	10	H
1974 W	14	0	A
1975 L	21	66	H
1976 W	18	17	A
1977 W	12	10	H
1978 L	0	14	A
1980 W	24	21	A
1981 L	21	24	H
1982 W	34	27	H
1983 L	34	38	A
1984 W	28	9	H
1985 W	20	18	A
1986 W	30	28	A
1987 W	35	21	H
1988 W	34	14	A
1989 W	47	28	H
1990 W	49	14	A
1991 W	48	7	H
1992 W	31	17	A
1993 W	21	9	H
1994 W	42	6	A
1995 W	35	17	H
1996 W	42	7	A
1997 W	21	13	H
1998 W	38	17	A
1999 W	35	7	H
2000 W	27	10	A
2001 L	30	34	H
2002 W	38	34	A
2003 W	27	24	H
2007 W	17	16	H
2008 L	17	28	A

2012 L	10	16	H
2016 L	20	27	A
2020 L	23	40	A
2021 L	17	37	H

**WASHINGTON
(0-1-0)**

1976 L	17	38	A
--------	----	----	---

**WASHINGTON & LEE
(21-13-1)**

1890 W	46	0	A
1900 W	28	0	H
1901 W	28	0	H
1902 W	16	0	H
1903 W	16	0	H
1904 W	17	0	H
1907 L	5	6	H
1922 W	22	6	A
1923 L	0	7	A
1924 L	7	20	H
1925 L	0	12	A
1926 W	30	7	H
1927 W	13	7	A
1928 W	20	13	H
1929 T	13	13	A
1930 W	21	7	H
1931 L	0	18	A
1932 L	0	7	H
1933 L	0	6	A
1934 L	0	20	H
1935 L	0	20	A
1936 L	0	13	H
1937 L	6	13	A
1938 W	13	0	H
1939 W	7	0	A
1940 W	20	6	H
1941 W	27	7	H
1942 W	34	7	A
1947 W	32	7	H
1948 W	41	6	A
1949 W	27	7	H
1950 W	26	21	RI
1951 L	14	42	A
1952 W	21	14	H
1953 L	13	27	A

**WASHINGTON YMCA
(1-0-0)**

1893 W	20	0	H
--------	----	---	---

**WEST PHILADELPHIA A.C.
(1-0-0)**

1894 W	64	0	H
--------	----	---	---

**WEST VIRGINIA
(12-10-1)**

1898 L	0	6	CH
1921 L	0	7	H
1922 L	0	13	A
1943 W	6	0	CH
1944 W	24	6	CH
1945 W	13	7	CH
1946 W	21	0	H
1947 W	6	0	A
1948 W	7	0	H
1949 W	19	14	H
1950 W	28	21	A
1954 L	10	14	H
1957 T	6	6	A
1965 W	41	0	RI
1972 L	10	48	H
1973 L	17	42	A
1977 L	0	13	H
1978 L	17	20	A
1980 L	21	45	A
1981 L	18	32	H
1984 W	27	7	A

1985 W	27	7	H
2002 W	48	22	CR*
*2002 Continental Tire Bowl			

**WESTERN MICHIGAN
(2-1-0)**

2003 W	59	16	A
2005 W	31	19	H
2006 L	10	17	H

**WILLIAM & MARY
(32-6-1)**

1908 W	11	0	H
1909 W	30	0	H
1910 W	10	0	H
1911 W	81	0	H
1912 W	60	0	H
1920 W	27	0	H
1935 T	0	0	A
1936 W	7	0	NF
1937 W	6	0	H
1938 W	34	0	H
1939 W	26	6	NF
1940 L	6	13	A
1950 W	13	0	H
1951 W	46	0	H
1952 W	20	13	A
1959 L	0	37	H
1960 L	21	41	NF
1961 W	21	6	H
1962 W	19	7	A
1963 W	9	7	H
1964 W	14	13	A
1969 W	28	15	A
1970 W	33	6	H
1974 W	38	28	H
1976 L	0	14	H
1986 L	37	41	H
1988 W	31	23	H
1989 W	24	12	H
1990 W	63	35	H
1992 W	33	7	H
1994 W	37	3	H
1995 W	40	16	H
2009 L	14	26	H
2011 W	40	3	H
2015 W	35	29	H
2017 W	28	10	H
2019 W	30	52	H
2021 W	43	0	H
2023 W	27	13	H

**WISCONSIN
(0-1-0)**

2001 L	17	26	A
--------	----	----	---

**WYOMING
(1-1-0)**

2006 W	13	12	H ot
2007 L	3	23	A

**YALE
(2-3-1)**

1914 L	0	21	A
1915 W	10	0	A
1916 L	3	61	A
1940 W	19	14	A
1941 L	19	21	A
1944 T	6	6	A

2024 UVA FOOTBALL ALL-TIME SCORES

+ Early UVA teams probably coached by student managers and team captains.
(T) Thanksgiving

1888 (2-1-0)

Coach: Unknown +
Captain: Francklyn A. Meacham

N20	Pantops Academy	H	W	20	0
N24	Episcopal H.S.	H	W	16	0
D8	Johns Hopkins	H	L	0	26

1889 (4-2-0)

Coach: Unknown +
Captain: Sidney M. Neely

O8	Pantops Academy	H	W	44	0
O15	Georgetown	H	W	32	0
O22	Johns Hopkins	H	W	58	0
O29	Lehigh	H	L	12	24
N6	Wake Forest	N	W	46	4
N20	Navy	A	L	12	22

N-Richmond, Va.

1890 (5-2-0)

Coach: Unknown +
Captain: William W. Daggett

N10	Dickinson	N1	W	12	0
O27	Pennsylvania	N2	L	0	72
O28	Princeton	N2	L	0	115
N10	Lafayette	H	W	20	6
N24	Randolph-Macon	H	W	136	0
N26	Washington & Lee	A	W	46	0
N29	Duke	N3	W	10	4

N1, Washington, D.C.; N2, Baltimore, Md.; N3, Richmond, Va.

1891 (2-1-2)

Coach: Unknown +
Captain: Oliver W. Catchings

N14	St. John's	H	W	34	0
N16	Schuykill Navy	H	T	16	16
N21	Lafayette	H	T	6	6
N23	Princeton JV	H	W	12	0
N28	Duke	N	L	0	20

N-Richmond, Va.

1892 (3-2-1)

Coach: Unknown +
Captain: Richard S. Thomas, Jr.

O11	Pennsylvania	H	L	0	32
O22	North Carolina	H	W	30	18
O29	Sewanee	N1	W	30	0
N16	Georgetown	H	T	4	4
N24	Duke	N2	W	46	4
N26	North Carolina	N2	L	0	26

N1, Richmond, Va.; N2, Atlanta, Ga.

1893 (8-3-0)

Coach: John Poe
Captain: John A. Penton

O7	Richmond	H	W	34	4
O14	Penn State	H	L	0	6
O19	Washington YMCA	H	W	20	0
O21	Navy	A	L	0	28
O28	Johns Hopkins	H	W	28	12
N4	Georgetown	H	L	24	28
N11	Duke	N1	W	30	0
N18	Georgetown	A	W	58	0
N22	Navy	A	W	12	0
N25	VMI	A	W	22	0
N30	North Carolina (T)	N2	W	16	0

N1, Lynchburg, Va. N2, Richmond, Va.

1894 (8-2-0)

Coach: John Poe
Captain: John A. Penton

O2	Richmond	H	W	48	0
O6	Baltimore City Coll.	H	W	36	0
O15	Princeton	N1	L	0	12
O18	Richmond	A	W	28	0
O20	Johns Hopkins	H	W	76	0
O26	Pennsylvania	N2	L	6	14
N3	Rutgers	H	W	20	4
N13	Ft. Monroe	H	W	102	0
N20	W. Philadelphia AC	H	W	64	0
N29	North Carolina (T)	N3	W	34	0

N1, Baltimore, Md.; N2, Washington, D.C.; N3, Richmond, Va.

1895 (9-2-0)

Coach: Harry Mackey
Captain: John A. Penton

O2	Miller School	H	W	30	0
O5	Virginia Tech	H	W	38	0
O9	Princeton	N1	L	0	36
O12	Maryland A.C.	H	W	20	0
O19	Pennsylvania	A	L	0	54
O26	Gallaudet	H	W	16	6
O29	Roanoke	H	W	14	0
N11	St. Albans	H	W	14	4
N12	Richmond	H	W	62	0
N16	Vanderbilt	N2	W	6	4
N28	North Carolina (T)	N3	W	6	0

N1, Baltimore, Md.; N2, Atlanta, Ga.; N3, Richmond, Va.

1896 (7-2-2)

Coach: Martin Bergen
Captain: Paul Lee Cocke

O3	Hampton Athletic Club	H	T	10	10
O10	Miller School	H	W	26	2
O14	Pennsylvania	A	L	0	20
O17	St. John's	H	W	48	0
O21	Princeton	A	L	0	48
O31	Virginia Tech	H	W	44	0
N2	St. Albans	H	W	6	0
N11	VMI	N1	W	46	0
N14	Hampton A.C.	A	T	6	6
N21	Gallaudet	H	W	6	0
N26	North Carolina (T)	N2	W	46	0

N1, Lynchburg, Va.; N2, Richmond, Va.

1897 (6-2-1)

Coach: Martin Bergen
Captain: James Morrison

O2	Franklin & Marshall	H	W	38	0
O9	St. Albans	H	W	14	0
O13	Pennsylvania	A	L	0	42
O30	Georgia	N1	W	17	4
N6	Gallaudet	H	W	20	4
N13	Navy	A	L	0	4
N18	George Washington	H	W	10	0
N25	North Carolina	N2	W	12	0
D6	Vanderbilt (T)	A	T	0	0

N1, Atlanta, Ga.; N2, Richmond, Va.

1898 (6-5-0)

Coach: Joseph Massie
Captain: Harris T. Collier

O1	St. Albans	H	W	16	0
O12	Pennsylvania	A	L	0	40
O15	Gallaudet	H	W	16	0
O29	George Washington	H	W	47	0
N2	Princeton	A	L	0	12
N5	Md. Medical Col.	H	W	6	0
N8	Georgetown	A	W	12	0
N12	Vanderbilt	N1	W	18	0
N14	West Virginia	N2	L	0	6
N19	Navy	H	L	0	6
N24	North Carolina (T)	N3	L	2	6

N1, Louisville, Ky.; N2, Charleston, W.Va.; N3, Richmond, Va.

1899 (4-3-2)

Coach: Archie Hoxton
Captain: Harry T. Summersgill

S30	St. Albans	H	W	10	0
O7	Episcopal High	H	W	33	6
O11	Pennsylvania	A	L	6	33
O14	Md. Medical Col.	H	T	0	0
O21	Gallaudet	H	L	5	11
N4	Michigan	N1	L	0	38
N11	Virginia Tech	H	W	28	0
N18	Georgetown	A	T	0	0
N30	Lehigh (T)	N2	W	10	0

N1, Detroit, Mich.; N2, Richmond, Va.

1900 (7-2-1)

Coach: Archie Hoxton
Captain: John E. Loyd

O5	Washington & Lee	H	W	28	0
O10	Richmond	H	W	51	0
O13	Carlisle	N1	L	2	17
O20	Johns Hopkins	H	W	20	0
O24	VMI	A	T	0	0
N10	Gallaudet	H	W	34	0
N14	Virginia Tech	H	W	17	5
N17	Georgetown	A	L	0	10
N24	North Carolina	N2	W	17	0
N29	Sewanee (T)	N3	W	17	5

N1, Washington, D.C.; N2, Norfolk, Va.; N3, Richmond, Va.

1901 (8-2-0)

Coach: Wesley Abbott
Captain: Robert M. Coleman

O2	Washington & Lee	H	W	28	0
O5	Roanoke	H	W	68	0
O9	St. Albans	H	W	39	0
O12	Gallaudet	H	W	24	0
O16	Pennsylvania	A	L	5	20
O26	Virginia Tech	A	W	16	0
N11	VMI	N1	W	28	0
N16	Georgetown	A	L	16	17
N23	North Carolina	N2	W	23	6
N28	Sewanee (T)	N3	W	23	5

N1, Lynchburg, Va.; N2, Norfolk, Va.; N3, Richmond, Va.

1902 (8-1-1)

Coach: John DeSaulles
Captain: H. Dorsey Waters

S30	Washington & Lee	H	W	16	0
O4	St. Albans	H	W	15	0
O18	Nashville	A	W	27	0
O20	Kentucky	A	W	12	0
O25	St. John's	H	W	22	0
N1	Davidson	H	W	35	0
N8	Lehigh	N1	L	6	34
N15	Virginia Tech	H	W	6	0
N22	Carlisle	N2	W	6	5
N27	North Carolina (T)	N3	T	12	12

N1, Washington, D.C.; N2, Norfolk, Va.; N3, Richmond, Va.

1903 (7-2-1)

Coach: Gresham Poe
Captain: I. Branch Johnson

S26	St. Albans	H	W	16	0
S30	Randolph-Macon	H	W	37	0
O3	Washington & Lee	H	W	16	0
O10	Navy	A	L	5	6
O17	Kentucky	H	W	6	0
O24	Virginia Tech	N1	W	21	0
O31	Davidson	A	W	22	0
N7	St. John's	H	W	48	6
N21	Carlisle	N2	T	6	6
N26	North Carolina (T)	N3	L	0	16

N1, Richmond, Va.; N2, Norfolk, Va.; N3, Richmond, Va.

1904 (6-3-0)

Coach: Foster Sanford
Captain: Walter W. Council

S24	Randolph-Macon	H	W	16	0
S28	Washington & Lee	H	W	17	0
O1	Pennsylvania	A	L	0	24
O15	N.C. State	H	W	5	0
O22	VMI	H	W	17	0
O29	Carlisle	N2	L	6	14
N5	Virginia Tech	N1	W	5	0
N12	Navy	H	L	0	5
N24	North Carolina (T)	N3	W	12	11

N1, Richmond, Va.; N2, Norfolk, Va.; N3, Richmond, Va.

1905 (5-4-0)

Coach: William Cole
Captain: Merritt T. Cooke

S27	Randolph-Macon	H	W	59	0
S30	St. John's	H	W	30	5
O7	N.C. State	H	W	10	0
O14	Carlisle	N1	L	0	12
O21	Bucknell	N2	W	15	11
N4	Virginia Tech	H	L	0	11
N11	George Washington	N3	W	55	0
N18	Navy	A	L	0	22
N30	North Carolina (T)	N2	L	0	17

N1, Richmond, Va.; N2, Norfolk, Va.; N3, Washington, D.C.

1906 (7-2-2)

Coach: William Cole
Captain: Edward Hammond Johnson

S29	St. John's	H	W	11	0
O3	Richmond	H	W	22	0
O6	N.C. State	H	T	0	0
O10	Randolph-Macon	H	W	38	0
O13	Hampden-Sydney	H	W	38	5
O20	VMI	H	W	4	0
O27	Richmond	H	W	12	6
N3	Bucknell	N1	L	5	12
N10	Georgetown	A	W	12	0
N17	George Washington	A	T	0	0
N29	Carlisle (T)	N2	L	17	18

N1, Richmond, Va.; N2, Norfolk, Va.

1907 (6-3-1)

Coach: Edward Hammond Johnson
Captain: John H. Neff

S27	Davidson	H	T	5	5
O2	Richmond	H	W	38	0
O5	St. John's	H	W	22	4
O12	Gallaudet	H	W	40	0
O19	VMI	H	W	18	17
O26	North Carolina	N1	W	9	4
N2	Sewanee	N2	L	0	12
N9	Washington & Lee	H	L	5	6
N16	Georgetown	A	W	28	6
N28	N.C. State (T)	N3	L	4	10

N1, Richmond, Va.; N2, Norfolk, Va.; N3, Norfolk, Va.

1908 (7-0-1)

Coach: M.T. Cooke
Captain: William C. Gloth

S26	William & Mary	H	W	11	0
S30	St. John's	H	W	18	9
O3	Randolph-Macon	H	W	22	0
O9	Davidson	H	W	12	0
O17	Sewanee	N1	T	0	0
O31	N.C. State	N2	W	6	0
N14	Georgetown	A	W	6	0
N26	North Carolina (T)	N3	W	31	0

N1, Norfolk, Va.; N2, Norfolk, Va.; N3, Richmond, Va.



Led by center Bull Early, captain John Penton and back Mack Pope, the 1893 Cavaliers defeated North Carolina 16-0 and were declared "Champions of the South."

1909 (7-1-0)

Coach: John Neff
Captains: B.R. Cecil, Kemper W. Yancey
 S25 William & Mary H W 30 0
 S29 Hampden-Sydney H W 37 0
 O1 Davidson H W 11 0
 O9 St. John's H W 12 0
 O16 Lehigh N L 7 11
 O23 Navy A W 5 0
 N6 VMI H W 32 0
 N13 Georgetown A W 21 0
 N-Norfolk, Va.

1910 (6-2-0)

Coach: Charles Crawford
Captain: Horace Geyer, Jr.
 S24 William & Mary H W 10 0
 O1 Randolph-Macon H W 17 0
 O8 Roanoke H W 21 0
 O15 St. John's H W 29 0
 O22 VMI H W 28 0
 N5 Carlisle N1 L 5 22
 N12 Georgetown A L 0 15
 N24 North Carolina (T) N2 W 7 0
 N1, Washington, D.C.; N2, Richmond, Va.

1911 (8-2-0)

Coach: Kemper Yancey
Captains: Joseph H. Wood, Hedley M. Bowen
 S23 Hampden-Sydney H W 23 0
 S30 William & Mary H W 81 0
 O7 Randolph-Macon H W 31 0
 O14 Swarthmore H L 8 9
 O21 St. John's H W 6 0
 O28 VMI H W 22 6
 N4 Wake Forest H W 29 6
 N11 Johns Hopkins A W 34 0
 N18 Georgetown A L 0 9
 N30 North Carolina (T) N W 28 0
 N-Richmond, Va.

1912 (6-3-0)

Coach: Speed Elliott
Captain: T. Hardy Todd
 S28 William & Mary H W 60 0
 O5 Randolph-Macon H W 45 0
 O12 Hampden-Sydney H W 10 0
 O14 South Carolina H W 19 0
 O19 VMI H L 0 19
 O24 Norfolk Blues H W 7 0
 N2 Vanderbilt A L 0 13
 N16 Georgetown A L 13 16
 N28 North Carolina (T) N W 66 0
 N-Richmond, Va.

1913 (7-1-0)

Coach: Rice Warren
Captain: Aubrey L. Carter
 S27 Randolph-Macon H W 40 0
 O4 South Carolina H W 54 0
 O11 Hampden-Sydney H W 53 0
 O18 VMI H W 38 7
 O25 Georgia N1 W 13 6
 N1 Vanderbilt H W 34 0
 N15 Georgetown A L 7 8
 N27 North Carolina (T) N2 W 26 7
 N1, Atlanta, Ga.; N2, Richmond, Va.

1914 (8-1-0)

Coach: Joseph Wood
Captain: Eugene N. Mayer
 S26 Randolph-Macon H W 39 0
 O3 Yale A L 0 21
 O10 Richmond H W 62 0
 O17 South Carolina H W 49 7
 O24 Georgia H W 28 0
 O31 Vanderbilt A W 20 7
 N7 St. John's H W 88 0
 N14 Swarthmore A W 47 0
 N26 North Carolina (T) N W 20 3
 N-Richmond, Va.

1915 (8-1-0)

Coach: Harry Varner
Captain: H.W. Coleman
 S25 Randolph-Macon H W 20 0
 O2 Yale A W 10 0
 O9 Richmond H W 74 0
 O16 Harvard A L 0 9
 O23 Georgia A W 9 7
 O30 VMI H W 44 0
 N6 Vanderbilt H W 35 10
 N13 South Carolina A W 13 0
 N25 North Carolina (T) N W 14 0
 N-Richmond, Va.

1916 (4-5-0)

Coach: Peyton Evans
Captain: Harold A. Sparr
 S30 Davidson H W 14 0
 O7 Yale A L 3 61
 O14 Richmond H W 21 0
 O21 Georgia H L 7 13
 O28 Vanderbilt A L 6 27
 N4 Harvard A L 0 51
 N11 South Carolina H W 35 6
 N18 VMI H W 20 7
 N30 North Carolina (T) N L 0 7
 N-Richmond, Va.

-Virginia did not field an intercollegiate varsity football team in 1917 and 1918 during the first World War.

1919 (2-5-2)

Coach: Harris Coleman
Captain: John V. Ray
 S27 Randolph-Macon H W 12 2
 O4 Richmond H T 0 0
 O11 Maryland H L 0 13
 O18 VMI H W 7 0
 O25 Harvard A L 0 47
 N1 Centre H L 7 49
 N8 Georgia A T 7 7
 N15 Vanderbilt H L 6 10
 N27 North Carolina (T) A L 0 6

1920 (5-2-2)

Coach: Rice Warren
Captain: A. Hewson Michie
 S25 William & Mary H W 27 0
 O2 Randolph-Macon H W 65 0
 O9 VMI H L 6 22
 O16 Johns Hopkins A W 14 0
 O23 Rutgers A W 7 0
 O30 Harvard A L 0 24
 N6 Georgia H T 0 0
 N13 Vanderbilt A T 7 7
 N25 North Carolina (T) H W 14 0

1921 (5-4-0)

Coach: Rice Warren
Captain: Hollis Rinehart, Jr.
 S24 Davidson H W 28 0
 O1 George Washington H W 28 0
 O8 Richmond H W 14 0
 O15 VMI A W 14 7
 O22 Johns Hopkins H W 14 7
 O29 Princeton A L 0 34
 N5 Georgia A L 0 21
 N12 West Virginia H L 0 7
 N24 North Carolina (T) A L 3 7

1922 (4-4-1)

Coach: Thomas J. Campbell
Captain: Thomas S. Hall
 S30 George Washington H W 34 0
 O7 Princeton A L 0 5
 O14 Richmond H W 14 6
 O21 VMI H L 0 14
 O28 Johns Hopkins A W 19 0
 N4 Washington & Lee H W 22 6
 N11 Georgia A T 6 6
 N18 West Virginia A L 0 13
 N30 North Carolina (T) H L 7 10

VIRGINIA

1923 (3-5-1)
Coach: Earle Neale
Captain: Staige D. Blackford

S29	Furman	H	L	10	13
06	Richmond	H	W	9	0
013	St. John's	H	W	32	7
020	VMI	H	L	0	35
027	Duke	H	W	33	0
N3	Washington & Lee	A	L	0	7
N10	Georgia	A	L	0	13
N17	Virginia Tech	H	L	3	6
N29	North Carolina (T)	A	T	0	0

1924 (5-4-0)
Coach: Earle Neale
Captain: Samuel W. Maphis

S27	Hampden-Sydney	H	W	13	9
04	Harvard	A	L	0	14
011	Randolph-Macon	H	W	26	6
018	VMI	A	W	13	0
025	Pennsylvania	A	L	0	27
N1	Washington & Lee	H	L	7	20
N8	Georgia	H	L	0	7
N15	Virginia Tech	A	W	6	0
N27	North Carolina (T)	H	W	7	0

1925 (7-1-1)
Coach: Earle Neale
Captain: A.C. Carter Diffey

S26	Hampden-Sydney	H	W	40	0
03	Georgia	A	W	7	6
010	Richmond	H	W	19	0
017	VMI	H	W	18	10
024	Maryland	H	W	6	0
N7	Washington & Lee	A	L	0	12
N14	Virginia Tech	H	W	10	0
N17	Randolph-Macon	H	W	41	0
N26	North Carolina (T)	A	T	3	3

1926 (6-2-2)
Coach: Earle Neale
Captain: Charles M. Mackall

S25	Hampden-Sydney	H	T	0	0
02	Georgia	H	L	7	27
09	Lynchburg	H	W	38	0
016	VMI	A	W	14	7
023	Virginia Tech	A	L	0	6
030	South Carolina	A	W	6	0
N6	Washington & Lee	H	W	30	7
N13	Maryland	A	T	6	6
N20	Randolph-Macon	H	W	57	0
N25	North Carolina (T)	H	W	3	0

1927 (5-4-0)
Coach: Earle Neale
Captain: Bickerton Winston Cardwell

S24	Hampden-Sydney	H	W	38	6
01	Georgia	A	L	0	32
08	South Carolina	H	L	12	13
015	VMI	H	W	13	8
022	Virginia Tech	H	W	7	0
029	Tennessee	A	L	0	42
N5	Washington & Lee	A	W	13	7
N12	Maryland	H	W	21	0
N24	North Carolina (T)	A	L	13	14

1928 (2-6-1)
Coach: Earle Neale
Captain: William C. Luke

S29	Randolph-Macon	H	W	66	0
06	South Carolina	H	L	13	24
013	Princeton	A	T	0	0
020	VMI	A	L	0	9
027	Vanderbilt	A	L	0	34
N3	Washington & Lee	H	W	20	13
N10	Virginia Tech	A	L	0	20
N17	Maryland	A	L	2	18
N29	North Carolina (T)	H	L	20	24

1929 (4-3-2)
Coach: Earl Abell
Captain: John K. Sloan

S28	Randolph-Macon	H	W	27	6
05	South Carolina	A	W	6	0
012	Swarthmore	H	W	12	7
019	VMI	H	L	7	20
026	St. John's	H	W	32	7
N2	Maryland	A	T	13	13
N9	Virginia Tech	H	L	12	32
N16	Washington & Lee	A	T	13	13
N28	North Carolina (T)	A	L	7	41

1930 (4-6-0)
Coach: Earl Abell
Captain: Hunter C. Motley

S20	Roanoke	H	W	37	0
S27	Randolph-Macon	H	W	48	0
04	Duke	A	L	0	32
011	Pennsylvania	A	L	6	40
018	VMI	A	W	13	0
025	Kentucky	A	L	0	47
N1	Maryland	H	L	6	14
N8	Virginia Tech	A	L	13	34
N15	Washington & Lee	H	W	21	7
N27	North Carolina (T)	H	L	0	41

1931 (1-7-2)
Coach: Fred Dawson
Captain: William T. Thomas

S19	Roanoke	H	W	18	0
S26	Randolph-Macon	H	T	7	7
03	Maryland	A	L	6	7
010	Sewanee	H	L	0	3
015	VMI	H	L	3	18
024	Washington & Lee	A	L	0	18
031	Harvard	A	L	0	19
N7	Columbia	A	L	0	27
N14	Virginia Tech	H	T	0	0
N26	North Carolina (T)	A	L	6	13

1932 (5-4-0)
Coach: Fred Dawson
Captain: Lewis G. Reiss

S24	Hampden-Sydney	H	W	32	0
01	Maryland	H	W	7	6
08	Roanoke	H	W	12	0
015	Columbia	A	L	6	22
022	VMI	A	L	4	6
029	St. John's	H	W	20	6
N5	Washington & Lee	H	L	0	7
N12	Virginia Tech	A	L	0	13
N24	North Carolina (T)	H	W	14	7

1933 (2-6-2)
Coach: Fred Dawson
Captain: Raye A. Burger

S23	Hampden-Sydney	H	T	7	7
S30	Randolph-Macon	H	W	39	0
07	Ohio State	A	L	0	75
014	Columbia	A	L	6	15
021	Navy	A	L	7	13
028	VMI	H	L	12	13
N4	Maryland	H	W	6	0
N11	Washington & Lee	A	L	0	6
N18	Virginia Tech	H	T	6	6
N30	North Carolina (T)	A	L	0	14

1934 (3-6-0)
Coach: Gus Tebell
Captain: Thomas G. Johnson

S29	Hampden-Sydney	H	W	8	0
06	Navy	N	L	6	21
013	St. John's	H	W	27	6
020	Dartmouth	A	L	0	27
027	VMI	A	W	17	13
N3	Maryland	A	L	0	20
N10	Washington & Lee	H	L	0	20
N17	Virginia Tech	A	L	6	19
N29	North Carolina (T)	H	L	6	25

N-Washington, D.C.

1935 (1-5-4)
Coach: Gus Tebell
Captain: John W. Leys

S21	William & Mary	A	T	0	0
S28	Hampden-Sydney	H	L	7	12
05	Davidson	H	T	0	0
010	Navy	A	L	7	26
019	St. John's	H	W	18	0
026	VMI	H	T	0	0
N2	Maryland	H	L	7	14
N9	Washington & Lee	A	L	0	20
N16	Virginia Tech	H	T	0	0
N28	North Carolina (T)	A	L	0	61

1936 (2-7-0)
Coach: Gus Tebell
Captains: Leonard Trell, Harry Martin

S26	Hampden-Sydney	H	W	26	10
03	William & Mary	N	W	7	0
010	Navy	A	L	14	35
017	Maryland	H	L	0	21
024	Washington & Lee	H	L	0	13
031	VMI	A	L	6	12
N7	Harvard	A	L	0	65
N14	Virginia Tech	A	L	6	7
N26	North Carolina (T)	H	L	14	59

N-Norfolk, Va.

1937 (2-7-0)
Coach: Frank Murray
Captain: William R. Weeks, II; Stephen R. Davenport

S25	Hampden-Sydney	H	W	13	7
02	Princeton	A	L	0	26
09	Navy	A	L	13	40
016	Maryland	H	L	0	3
023	VMI	H	L	7	26
030	William & Mary	H	W	6	0
N6	Washington & Lee	A	L	6	13
N13	Virginia Tech	H	L	7	14
N25	North Carolina #19 (T)	A	L	0	40

1938 (4-4-1)
Coach: Frank Murray
Captain: John W. Acree

S24	VMI	H	T	12	12
01	Washington & Lee	H	W	13	0
08	Navy	A	L	0	33
015	Virginia Tech	A	W	14	6
022	Maryland	A	W	27	19
029	William & Mary	H	W	34	0
N5	Columbia	A	L	0	39
N12	Harvard	A	L	13	40
N24	North Carolina (T)	H	L	0	20

1939 (5-4-0)
Coach: Frank Murray
Captains: James T. Gillette, Jr.; Harry C. McClaugherty

S23	Hampden-Sydney	H	W	26	0
07	Navy	A	L	12	14
014	Maryland	H	W	12	7
021	VMI	A	L	13	16
028	William & Mary	N	W	26	6
N4	Chicago	H	W	47	0
N10	Washington & Lee	A	W	7	0
N18	Virginia Tech	H	L	0	13
N30	No. Carolina #16 (T)	A	L	0	19

N-Norfolk, Va.

1940 (4-5-0)
Coach: Frank Murray
Captain: Lee M. McLaughlin

S28	Lehigh	H	W	32	0
05	Yale	A	W	19	14
012	Maryland	A	W	19	6
019	VMI	H	L	0	7
026	William & Mary	A	L	6	13
N2	Virginia Tech	N	L	0	6
N9	Washington & Lee	H	W	20	6
N16	Tennessee #5	A	L	14	41
N23	North Carolina	H	L	7	10

N-Norfolk, Va.

1941 (8-1-0)
Coach: Frank Murray
Captain: William M. Dudley

S20	Hampden-Sydney	H	W	41	0
S27	Lafayette	H	W	25	0
04	Yale	A	L	19	21
011	Richmond	H	W	44	0
018	VMI	A	W	27	7
N1	Virginia Tech	N	W	34	0
N8	Washington & Lee	H	W	27	7
N15	Lehigh	H	W	34	0
N20	North Carolina (T)	A	W	28	7

N-Norfolk, Va.

1942 (2-6-1)
Coach: Frank Murray
Captain: William M. Hill

S26	Hampden-Sydney	H	W	12	0
03	Navy	A	L	0	35
010	VMI	H	L	18	38
017	Richmond	A	T	7	7
024	Lafayette	A	L	13	19
031	Virginia Tech	N	L	14	20
N7	Washington & Lee	A	W	34	7
N14	Maryland	H	L	12	27
N21	North Carolina	H	L	13	28

N-Norfolk, Va.

1943 (3-4-1)
Coach: Frank Murray
Captains: Richard S. Cofer, Robert D. Seiler

S25	Richmond Air Base	H	T	7	7
02	West Virginia	N	W	6	0
09	Richmond	H	L	7	16
023	Apprentice School	A	L	6	7
030	VMI	A	W	34	0
N6	Maryland	H	W	39	0
N13	Duke #7	A	L	0	49
N27	North Carolina	A	L	7	54

N-Charleston, W.Va.

1944 (6-1-2)
Coach: Frank Murray
Captain: James T. Fahey

S23	Hampden-Sydney	H	W	37	0
S30	N.C. State	N1	L	0	13
07	West Virginia	N2	W	24	6
014	N.C. Pre-Flight #2	H	T	13	13
028	VMI	N3	W	34	0
N4	Maryland	N4	W	18	7
N11	Richmond	A	W	39	0
N25	Yale	A	T	6	6
D2	North Carolina	N5	W	26	7

N1, Norfolk, Va.; N2, Charleston, W.Va.; N3, Lynchburg, Va.; N4, Washington, D.C.; N5, Norfolk, Va.

1945 (7-2-0)
Coach: Frank Murray
Captains: James H. Walker, John P. Duda

S22	Coast Guard	H	W	39	0
S29	N.C. State	N1	W	26	6
06	VMI	N2	W	40	7
027	Virginia Tech	N3	W	31	13
N3	West Virginia	N4	W	13	7
N10#15	Richmond	H	W	45	0
N17#13	Oceana NAS	H	W	40	0
N24#13	Maryland	N5	L	13	19
D1	#20 North Carolina	A	L	18	27

N1, Norfolk, Va.; N2, Lynchburg, Va.; N3, Roanoke, Va.; N4, Charleston, W.Va.; N5, Washington, D.C.

Note: UVA ranked in AP poll (No. 20) on Oct. 8.

1946 (4-4-1)
Coach: Art Guepe
Captain: H. Lockwood Frizzell

S28	Hampden-Sydney	H	W	71	0
05	Virginia Tech	N	T	21	21
012	VMI	H	W	19	8
019	Pennsylvania #6	A	L	0	40
N2	Richmond	A	L	7	19
N9	Princeton	A	W	20	6
N16	N.C. State	A	L	7	27
N23	West Virginia	H	W	21	0
N30	North Carolina #11	H	L	14	49

N-Roanoke, Va.



1947 (7-3-0)

Coach: Art Guepe
Captain: H. Lockwood Frizzell
S27 George Washington H W 33 13
O4 Virginia Tech N1 W 41 7
O11 Harvard H W 47 0
O18#16 Washington & Lee H W 32 7
O25#13 VMI A W 35 6
N1 #12 Richmond H W 34 0
N8 #10 Pennsylvania #4 A L 7 19
N15#15 West Virginia A W 6 0
N22#16 N.C. State H L 2 7
N29 North Carolina #10 A L 7 40
N1, Roanoke, Va.

1948 (5-3-1)

Coach: Art Guepe
Captain: Joseph McCary
S25 Miami (Ohio) H T 14 14
O2 Virginia Tech N W 28 0
O9 George Washington H L 12 20
O16 Washington & Lee A W 41 6
O23 VMI H W 26 14
O30 Princeton A L 14 55
N6 N.C. State A W 21 14
N13 West Virginia H W 7 0
N27 North Carolina #4 H L 12 34
N-Roanoke, Va.

1949 (7-2-0)

Coach: Art Guepe
Captain: John Thomas
S24 George Washington H W 27 13
O1 Miami (Ohio) H W 21 18
O8 Virginia Tech N1 W 26 0
O15 Washington & Lee H W 27 7
O22 VMI N2 W 32 13
O29 West Virginia H W 19 14
N5 #19 Pennsylvania #20t A W 26 14
N19 #9 Tulane #19t H L 14 28
N26 North Carolina #19 A L 7 14
N1, Roanoke, Va.; N2, Lynchburg, Va.

1950 (8-2-0)

Coach: Art Guepe
Captains: Robert C. Weir, John Papit
S23 George Washington H W 19 0
S30 Pennsylvania A L 7 21
O7 Virginia Tech N1 W 45 6
O14 Washington & Lee N2 W 26 21
O21 VMI H W 26 13
O28 West Virginia A W 28 21
N4 Citadel A W 34 14
N11 William & Mary H W 13 0
N18 Tulane A L 18 42
D2 North Carolina H W 44 13
N1, Roanoke, Va.; N2, Richmond, Va.

1951 (8-1-0)

Coach: Art Guepe
Captain: Joseph Palumbo
S29 George Washington H W 20 0
O6 Virginia Tech N W 33 0
O13 Washington & Lee A L 14 42
O20 VMI H W 34 14
O27 Duke A W 30 7
N3 Citadel H W 39 0
N10 North Carolina H W 34 14
N17 South Carolina H W 28 27
N24#15 William & Mary H W 46 0
N-Roanoke, Va.

Note: Virginia ranked No. 13 in final AP poll.

1952 (8-2-0)

Coach: Art Guepe
Captain: William H. Chisholm
S27 Vanderbilt H W 27 0
O4 #16 Virginia Tech N1 W 42 0
O11#15 George Washington H W 50 0
O18#11 VMI N2 W 33 14
O25 #9 Duke #6 H L 7 21
N1 #16 South Carolina N3 L 14 21
N8 North Carolina A W 34 7
N15 Richmond H W 49 0
N22 Washington & Lee H W 21 14
N29#20 William & Mary A W 20 13
N1, Roanoke, Va.; N2, Richmond, Va.; N3, Norfolk, Va.

1953 (1-8-0)

Coach: Ned McDonald
Captains: Robert Potter, Joseph Mehalick
S26 Virginia Tech H L 6 20
O3 South Carolina H L 0 19
O10 George Washington N1 W 24 20
O17 VMI H L 6 21
O24 Vanderbilt A L 13 28
O31 Duke #13 N2 L 6 48
N7 Pittsburgh H L 0 26
N14 Washington & Lee A L 13 27
N21 North Carolina H L 7 33
N1, Alexandria, Va.; N2, Norfolk, Va.

1954 (3-6-0; 0-2 ACC, 7th)

Coach: Ned McDonald
Captain: Henry Strempek
S25 Lehigh H W 27 21
O2 George Washington H W 14 13
O9 Penn State #12 A L 7 34
O16 VMI H W 21 0
O23 Virginia Tech #14 N L 0 6
O30 Army #9 A L 20 21
N13 South Carolina A L 0 27
N20 North Carolina H L 14 26
N27 West Virginia #12 H L 10 14
N-Roanoke, Va.

1955 (1-9-0; 0-4 ACC, 8th)

Coach: Ned McDonald
Captain: John J. Polzer
S24 Clemson H L 7 20
O1 George Washington H L 0 13
O8 Penn State N1 L 7 26
O15 VMI H W 20 13
O22 Virginia Tech N2 L 13 17
O29 Vanderbilt A L 7 34
N5 Pittsburgh A L 7 18
N12 Wake Forest H L 7 13
N19 North Carolina A L 14 26
N26 South Carolina H L 14 21
N1, Richmond, Va.; N2, Roanoke, Va.

1956 (4-6-0; 1-4 ACC, 8th)

Coach: Ben Martin
Captain: Henry W. Jordan
S22 VMI H W 18 0
S29 Duke H L 7 40
O6 Wake Forest H W 7 6
O13 South Carolina #20t N1 L 13 27
O20 Lehigh A W 24 12
O27 Virginia Tech #16 N2 L 7 14
N3 Vanderbilt H L 2 6
N10 North Carolina H *W 7 21
N17 Navy #15 N3 L 7 34
N24 Clemson A L 0 7
* Forfeit
N1, Richmond, Va.; N2, Roanoke, Va.; N3, Baltimore

1957 (3-6-1; 2-4 ACC, 6th)

Coach: Ben Martin
Captain: James A. H. Bakhtiar
S21 West Virginia A T 6 6
S28 Duke #7 A L 0 40
O5 Wake Forest A W 28 20
O12 Clemson H L 6 20
O19 Virginia Tech N W 38 7
O26 Army #9 H L 12 20
N2 VMI H L 7 20
N16 South Carolina H L 0 13
N23 Maryland A L 0 12
N30 North Carolina A W 20 13
N-Richmond, Va.

1958 (1-9-0; 1-5 ACC, 8th)

Coach: Richard Voris
Captains: Reece Whitley, Frank L. Call
S20 Clemson #18 A L 15 20
S27 Duke H W 15 12
O4 N.C. State H L 14 26
O11 Virginia Tech N1 L 13 22
O18 Army #1 A L 6 35
O25 Vanderbilt A L 6 39
N1 VMI N2 L 0 33
N8 North Carolina #15 H L 0 42
N15 South Carolina A L 14 28
N22 Maryland H L 6 44
N1, Roanoke, Va.; N2, Norfolk, Va.

1959 (0-10-0; 0-5 ACC, 8th)

Coach: Richard Voris
Captain: Robert Edwards
S19 William & Mary H L 0 37
S26 Clemson #5 H L 0 47
O3 Florida #19 A L 10 55
O10 VMI N1 L 12 19
O17 Virginia Tech N2 L 14 40
O24 Vanderbilt H L 0 33
O31 Wake Forest A L 12 34
N7 South Carolina H L 20 32
N14 North Carolina A L 0 41
N21 Maryland A L 12 55
N1, Lynchburg, Va.; N2, Richmond, Va.

1960 (0-10-0; 0-6 ACC, 6th)

Coach: Richard Voris
Captains: John K. Marlow, Fred Shepherd, Louis Martig
S24 William & Mary N1 L 21 41
O1 N.C. State A L 7 26
O8 Clemson #8 A L 7 21
O15 VMI H L 16 30
O22 Virginia Tech N2 L 6 40
O29 Wake Forest H L 20 28
N12 Navy #8 A L 6 41
N19 Maryland H L 12 44
N26 North Carolina H L 8 35
D3 South Carolina A L 0 26
N1, Norfolk, Va.; N2, Roanoke, Va.

1961 (4-6-0; 2-4 ACC, 8th)

Coach: Bill Elias
Captains: Louis Martig, Ronald Gassert
S23 William & Mary H W 21 6
S30 Duke N1 L 0 42
O7 N.C. State H L 14 21
O14 VMI N2 W 14 7
O21 Virginia Tech N3 L 0 20
O28 Wake Forest A L 15 21
N4 South Carolina H W 28 20
N18 Navy A L 3 13
N25 Maryland H W 28 16
D2 North Carolina A L 0 24
N1, Richmond, Va.; N2, Norfolk, Va.; N3, Roanoke, Va.

1962 (5-5-0; 1-4 ACC, 7th)

Coach: Bill Elias
Captains: Gary Cuozzo, Carl Kuhn, Dave Graham
S22 William & Mary H W 19 7
O6 Virginia Tech N L 15 20
O13 VMI H W 28 6
O20 Wake Forest H W 14 12
O27 Davidson H W 34 7
N3 South Carolina A L 6 40
N10 North Carolina H L 7 11
N17 N.C. State A L 12 24
N24 Maryland A L 18 40
D1 Rutgers A W 41 0
N-Roanoke, Va.

1963 (2-7-1; 0-5-1 ACC, 8th)

Coach: Bill Elias
Captain: Turnley Todd
S21 North Carolina A L 7 11
S28 Duke H L 8 30
O5 Virginia Tech N1 L 0 10
O12 VMI N2 W 6 0
O19 South Carolina H T 10 10
O26 Clemson H L 0 35
N2 N.C. State N3 L 9 15
N9 William & Mary H W 9 7
N16 Boston College A L 21 30
N28 Maryland(T) A L 6 21
N1, Roanoke, Va.; N2, Richmond, Va.; N3, Norfolk, Va.

1964 (5-5-0; 1-5 ACC, 8th)

Coach: Bill Elias
Captains: Robert Kowalkowski, Ted Torok
S19 Wake Forest H L 21 31
S26 Duke A L 0 30
O3 Virginia Tech H W 20 17
O10 VMI N W 20 19
O17 Army H W 35 14
O24 N.C. State H L 15 24
O31 Clemson A L 7 29
N7 William & Mary A W 14 13
N14 North Carolina H W 31 27
N21 Maryland H L 0 10
N-Richmond, Va.

1965 (5-5-0; 2-4 ACC, 7th)

Coach: George Blackburn
Captains: Robert Kowalkowski, John Pincavage
S18 Duke H L 7 21
S25 Clemson H L 14 20
O2 North Carolina A W 21 17
O9 VMI H W 14 10
O16 West Virginia N W 41 0
O23 Virginia Tech A L 14 22
O30 N.C. State H L 0 13
N6 South Carolina H W* 7 17
N13 Georgia Tech A L 19 42
N20 Maryland A W 33 27
* Forfeit
N-Richmond, Va.

1966 (4-6-0; 3-3 ACC, T-3rd)

Coach: George Blackburn
Captains: Edward C. Carrington, Donald M. Parker
S17 Wake Forest H W 24 10
S24 Clemson A L 35 40
O1 Duke A L 8 27
O8 Tulane H L 6 20
O15 VMI H W 38 27
O22 Virginia Tech H L 7 24
O29 N.C. State A L 21 42
N5 Georgia Tech #5 A L 13 14
N19 Maryland H W 41 17
N26 North Carolina A W 21 14

1967 (5-5-0; 3-3 ACC, 4th)

Coach: George Blackburn
Captain: Malcolm McGregor
S23 Army A L 7 26
S30 Buffalo H W 35 12
O7 Wake Forest A W 14 12
O14 Duke H L 6 13
O21 South Carolina A L 23 24
O28 VMI H L 13 18
N4 N.C. State #4 H L 8 30
N11 North Carolina H W 40 17
N18 Tulane A W 14 10
N25 Maryland A W 12 7



Terry Kirby plunged into the end zone for a third-quarter touchdown in Virginia's 20-7 win over Clemson in 1990. The win snapped a 29-game losing streak against the Tigers and helped launch UVA's thrilling ride to the top of the polls.

1968 (7-3-0; 3-2 ACC, 3rd)

Coach: George Blackburn

Captains: Richard Brand, Clyde E. Arnette

S21	Purdue #1	A	L	6	44
S28	VMI	H	W	47	0
O5	Davidson	H	W	41	14
O12	Duke	A	W	50	20
O19	N.C. State	A	L	0	19
O26	Navy	A	W	24	0
N2	South Carolina	H	L	28	49
N9	North Carolina	A	W	41	6
N16	Tulane	H	W	63	47
N23	Maryland	H	W	28	23

1969 (3-7-0; 1-5 ACC, 8th)

Coach: George Blackburn

Captains: Frederic L. Moschel, Robert C. Rannigan

S20	Clemson	H	L	14	21
S27	Duke	H	W	10	0
O4	William & Mary	A	W	28	15
O11	VMI	N	W	28	10
O18	N.C. State	H	L	0	31
O25	Navy	A	L	0	10
N1	North Carolina	H	L	0	12
N8	Wake Forest	H	L	21	23
N15	Tulane	A	L	0	31
N22	Maryland	A	L	14	17
N-Richmond, Va.					

1970 (5-6-0; 0-6 ACC, 8th)

Coach: George Blackburn

Captains: Daniel S. Ryczek, Paul S. Reid

S12	Virginia Tech	A	W	7	0
S19	Clemson	A	L	17	27
S26	Duke	A	L	7	17
O3	Wake Forest	H	L	7	27
O10	VMI	H	W	49	10
O17	Army	H	W	21	20
O24	William & Mary	H	W	33	6
O31	North Carolina	A	L	15	30
N7	N.C. State	A	L	16	21
N14	Colgate	H	W	54	12
N21	Maryland	H	L	14	17

1971 (3-8-0; 2-3 ACC, T-3rd)

Coach: Don Lawrence

Captains: Gary Helman, Andy Selfridge

S11	Navy	H	L	6	10
S18	Michigan #4	A	L	0	56
S25	Duke #20	H	L	0	28
O2	Vanderbilt	H	W	27	23
O9	South Carolina	A	L	14	34
O16	Clemson	N	L	15	32
O23	Army	A	L	9	14
O30	N.C. State	A	W	14	10
N6	Virginia Tech	H	L	0	6
N13	North Carolina	H	L	20	32
N20	Maryland	A	W	29	27
N-Richmond, Va.					

1972 (4-7-0; 1-5 ACC, T-6th)

Coach: Don Lawrence

Captains: Thomas F. Kennedy, William M. Williams

S9	South Carolina	A	W	24	16
S16	Virginia Tech	H	W	24	20
S23	West Virginia	H	L	10	48
S30	Duke	A	L	13	37
O7	Vanderbilt	A	L	7	10
O14	VMI	H	W	45	14
O21	Clemson	A	L	21	37
O28	Maryland	H	L	23	24
N4	N.C. State	H	L	14	35
N11	North Carolina #18	A	L	3	23
N18	Wake Forest	A	W	15	12

1973 (4-7-0; 3-3 ACC, 4th)

Coach: Don Lawrence

Captains: Paul Ryczek, Gerard Mullins, Anthony Zmudzin

S8	VMI	H	W	16	0
S15	N.C. State #17	A	L	23	43
S22	Missouri #20t	A	L	7	31
S29	Duke	H	W	7	3
O6	Vanderbilt	H	L	22	39
O13	Clemson	A	L	27	32
O20	Virginia Tech	A	L	15	27
O27	Wake Forest	H	W	21	10
N3	North Carolina	H	W	44	40
N10	Maryland	A	L	0	33
N17	West Virginia	A	L	17	42

1974 (4-7-0; 1-5 ACC, 6th)

Coach: Sonny Randle

Captain: Richard J. Ambrose

S14	Navy	A	L	28	35
S21	William & Mary	H	W	38	28
S28	Duke	A	L	7	27
O5	Georgia Tech	A	L	24	28
O12	N.C. State #11	H	L	21	22
O19	Virginia Tech	H	W	28	27
O26	Wake Forest	A	W	14	0
N2	North Carolina	A	L	10	24
N9	VMI	H	W	28	10
N16	Clemson	A	L	9	28
N23	Maryland #11	H	L	0	10

1975 (1-10-0; 0-5 ACC, 7th)

Coach: Sonny Randle

Captains: Scott Gardner, Thomas Glassic

S13	Navy	H	L	14	42
S20	VMI	H	W	22	21
S27	Duke	A	L	11	26
O4	North Carolina	H	L	28	31
O11	South Carolina	A	L	14	41
O18	Virginia Tech	A	L	17	24
O25	Wake Forest	H	L	21	66
N1	Vanderbilt	A	L	14	17
N8	East Carolina	H	L	10	61
N15	Syracuse	H	L	0	37
N22	Maryland #20	A	L	24	62



1976 (2-9-0; 1-4 ACC, 6th)

Coach: Dick Bestwick
Captains: Michael Ozdowski, James K. Wicks, Gregory A. McDaniel
S11 Washington A L 17 38
S18 William & Mary H L 0 14
S25 Duke H L 6 21
O2 Georgia Tech A L 14 35
O9 South Carolina A L 7 35
O16 Virginia Tech H L 10 14
O23 Wake Forest A W 18 17
O30 VMI N L 7 13
N6 Lehigh H W 21 20
N13 North Carolina A L 6 31
N20 Maryland #6t H L 0 28
N-Norfolk, Va.

1977 (1-9-1; 1-5 ACC, 6th)

Coach: Dick Bestwick
Captains: Samuel J. Prabe
S10 N.C. State A L 0 14
S17 Texas #18 A L 0 68
S24 Duke H L 7 31
O1 West Virginia H L 0 13
O8 Clemson A L 0 31
O15 Virginia Tech A T 14 14
O22 Wake Forest H W 12 10
O29 Syracuse A L 3 6
N5 VMI H L 6 30
N12 North Carolina #19 H L 14 35
N19 Maryland A L 0 28

1978 (2-9-0; 0-6 ACC, 7th)

Coach: Dick Bestwick
Captains: Edward W. Smith, Derrick L. Gasper
S9 Wake Forest A L 0 14
S16 Navy H L 0 32
S23 Army A W 21 17
S30 VMI H L 9 17
O7 Duke A L 13 20
O14 Clemson H L 14 30
O21 Virginia Tech H W 17 7
N4 West Virginia A L 17 20
N11 Maryland #13 H L 7 17
N18 North Carolina A L 20 38
N25 N.C. State H L 21 24

1979 (6-5-0; 2-4 ACC, 6th)

Coach: Dick Bestwick
Captains: Steve Potter, Michael Newhall
S8 Richmond H W 31 0
S15 N.C. State #19 A L 27 31
S22 VMI H W 19 0
S29 Duke H W 30 12
O6 Clemson A L 7 17
O13 James Madison H W 69 9
O20 Navy #20 A L 10 17
N3 Georgia A W 31 0
N10 Virginia Tech H W 20 18
N17 North Carolina H L 7 13
N24 Maryland A L 7 17

1980 (4-7-0; 2-4 ACC, T-4th)

Coach: Dick Bestwick
Captains: Quentin Murray, Brian Musselman, Thomas Vigorito
S13 Navy H W 6 3
S20 N.C. State H L 13 27
S27 Duke A W 20 17
O4 West Virginia A L 21 45
O11 Clemson H L 24 27
O18 Virginia Tech A L 0 30
O25 Wake Forest A W 24 21
N1 Tennessee A W 16 13
N8 Rutgers H L 17 19
N15 North Carolina #15 A L 3 26
N22 Maryland H L 0 31

1981 (1-10-0; 0-6 ACC, 7th)

Coach: Dick Bestwick
Captains: Keith Lee, Todd Kirtley
S12 West Virginia H L 18 32
S18 Rutgers A L 0 3
S26 Duke H L 24 29
O3 N.C. State A L 24 30
O10 Clemson #9 A L 0 27
O17 South Carolina A L 3 21
O24 Wake Forest H L 21 24
O31 VMI H W 13 10
N14 North Carolina #13 H L 14 17
N21 Maryland A L 7 48
N28 Virginia Tech H L 3 20

1982 (2-9-0; 1-5 ACC, 6th)

Coach: George Welsh
Captains: Pat Chester, Kevin Riccio
S11 Navy A L 16 20
S18 James Madison H L 17 21
S25 Duke A L 17 51
O2 N.C. State H L 13 16
O9 Clemson H L 0 48
O23 Wake Forest H W 34 27
O30 VMI H W 37 6
N6 Georgia Tech A L 32 38
N13 North Carolina A L 14 27
N20 Maryland #19 H L 14 45
N25 Virginia Tech (T) A L 14 21

1983 (6-5-0; 3-3 ACC, T-4th)

Coach: George Welsh
Captains: Dave Bond, Rich Riccardi, Wayne Schuchts, Billy Smith
S3 Duke H W 38 30
S10 Navy H W 27 16
S17 James Madison H W 21 14
S24 N.C. State A W 26 14
O1 Maryland #19 A L 3 23
O8 Clemson A L 21 42
O15 VMI H W 38 10
O22 Wake Forest A L 34 38
N3 Georgia Tech A L 27 31
N12 North Carolina #19 H W 17 14
N19 Virginia Tech H L 0 48

1984 (8-2-2; 3-1-2 ACC, 2nd)

Peach Bowl Champions
Coach: George Welsh
Captains: Tom Kilgannon, Lester Lyles, Bob Olderman
S8 Clemson #3 H L 0 55
S15 VMI H W 35 7
S22 Navy A W 21 9
S29 Virginia Tech A W 26 23
O6 Duke A W 38 10
O13 Georgia Tech #20 H T 20 20
O20 Wake Forest H W 28 9
N3 West Virginia #12 A W 27 7
N10 N.C. State H W 45 0
N17#19 North Carolina A T 24 24
N24 Maryland #18 H L 34 45
D31 Purdue N W 27 24
(Peach Bowl-Atlanta, Ga.)

Note: Virginia ranked No. 20 in final AP poll.

1985 (6-5-0; 4-3 ACC, T-3rd)

Coach: George Welsh
Captains: Jim Dombrowski, Charles McDaniel, Antonio Rice
S14 VMI H W 40 15
S21 Georgia Tech A W 24 13
S28 Navy H L 13 17
O5 Duke H W 37 14
O12 Clemson A L 24 27
O19 Virginia Tech H L 10 28
O26 Wake Forest A W 20 18
N2 West Virginia H W 27 7
N9 N.C. State A L 22 23
N16 North Carolina H W 24 22
N29 Maryland A L 21 33

1986 (3-8-0; 2-5 ACC, T-6th)

Coach: George Welsh
Captains: Kevin Gould, Antonio Rice, Sean Scott
S6 South Carolina H W 30 20
S13 Navy A L 10 20
S20 Georgia Tech H L 14 28
S27 Duke A L 13 20
O4 Wake Forest A W 30 28
O11 Clemson #20 H L 17 31
O25 Virginia Tech A L 10 42
N1 William & Mary H L 37 41
N8 N.C. State #15 H W 20 16
N15 North Carolina A L 7 27
N28 Maryland H L 10 42

1987 (8-4-0; 5-2 ACC, 2nd)

All American Bowl Champions
Coach: George Welsh
Captains: Sean Scott, Scott Secules
S5 Georgia #20 A L 22 30
S12 Maryland A L 19 21
S19 Virginia Tech H W 14 13
S26 Duke H W 42 17
O3 VMI H W 30 0
O10 Clemson #8 A L 21 38
O17 South Carolina A L 10 58
O24 Wake Forest H W 35 21
N7 Georgia Tech A W 23 14
N14 North Carolina H W 20 17
N21 N.C. State A W 34 31
D22 Brigham Young N W 22 16
(All American Bowl - Birmingham, Ala.)

1988 (7-4-0; 5-2 ACC, 2nd)

Coach: George Welsh
Captains: Roy Brown, David Griggs, Jeff Lageman
S3 William & Mary H W 31 23
S10 Penn State #18 H L 14 42
S17 Georgia Tech H W 17 16
S24 Duke A L 34 38
O8 Clemson #11 H L 7 10
O15 Louisville A L 28 30
O22 Wake Forest A W 34 14
O29 Virginia Tech A W 16 10
N5 N.C. State H W 19 14
N12 North Carolina A W 27 24
N19 Maryland H W 24 23

1989 (10-3; 6-1 ACC, T-1st)

ACC Co-Champions
Coach: George Welsh
Captains: Roy Brown, Shawn Moore, Ray Savage
A31 Notre Dame #2 N1 L 13 36
(Kickoff Classic)
S9 Penn State #12 A W 14 6
S16 Georgia Tech A W 17 10
S23 Duke H W 49 28
S30 William & Mary H W 24 12
O7 Clemson #15 A L 20 34
O14 North Carolina H W 50 17
O21 Wake Forest H W 47 28
O28 Louisville H W 16 15
N4 #24 N.C. State #18 A W 20 9
N11#18 Virginia Tech H W 32 25
N18#16 Maryland A W 48 21
J1 #15 Illinois #11 N2 L 21 31
(Florida Citrus Bowl)

N1, East Rutherford, N.J.; N2, Orlando, Fla.

Note: Virginia ranked No. 18 in final AP poll.

1990 (8-4; 5-2 ACC, T-2nd)

Coach: George Welsh
Captains: Ron Carey, Joe Hall, Shawn Moore
S1 #15 Kansas A W 59 10
S8 #14 Clemson #9 H W 20 7
S15#11 Navy H W 56 14
S22#10 Duke A W 59 0
S29 #7 William & Mary H W 63 35
O13 #2 N.C. State H W 31 0
O20 #1 Wake Forest A W 49 14
N3 #1 Georgia Tech #16 H L 38 41
N10 #9 North Carolina A W 24 10
N17 #8 Maryland H L 30 35
N24#17 Virginia Tech A L 13 38
J1 Tennessee #10 N L 22 23
(Sugar Bowl-New Orleans, La.)

Note: Virginia ranked No. 23 in final AP poll.

1991 (8-3-1; 4-2-1, 4th)

Coach: George Welsh
Captains: Matt Blundin, Tyrone Lewis, Don Reynolds, Ray Roberts
S7 Maryland A L 6 17
S14 Navy H W 17 10
S19 Georgia Tech A L 21 24
S28 Duke H W 34 3
O5 Kansas H W 31 19
O12 Clemson #18 A T 20 20
O19 North Carolina H W 14 9
O26 Wake Forest H W 48 7
N2 VMI H W 42 0
N9 #24 N.C. State #18 A W 42 10
N23#20 Virginia Tech H W 38 0
D29#19 Oklahoma #20 N L 14 48
(Gator Bowl - Jacksonville, Fla.)

1992 (7-4-0; 4-4 ACC, T-4th)

Coach: George Welsh
Captains: Terry Kirby, Chris Slade, Gary Steele
S5 #25 Maryland H W 28 15
S12#23 Navy A W 53 0
S19#20 Clemson Tech #22 H W 55 24
S26#14 Duke A W 55 28
O3 #14 Wake Forest A W 31 17
O10#10 Clemson #25 H L 28 29
O17#17 North Carolina A L 7 27
O24#24 William & Mary H W 33 7
O31#23 Florida State #6 H L 3 13
N7 N.C. State #17 H L 7 31
N21 Virginia Tech A W 41 38

1993 (7-5-0; 5-3 ACC, T-3rd)

Coach: George Welsh
Captains: Mark Dixon, Keith Lyle, Greg McClellan, Jerrod Washington
S4 Maryland A W 43 29
S11 Navy H W 38 0
S16#25 Georgia Tech A W 35 14
S25#22 Duke H W 35 0
O2 #21 Ohio H W 41 7
O16#15 Florida State #1 A L 14 40
O23#21 North Carolina #12 H W 17 10
O30#16 N.C. State A L 29 34
N6 #21 Wake Forest H W 21 9
N13#18 Clemson A L 14 23
N20#23 Virginia Tech #25 H L 17 20
J1 Boston College #15 N L 13 31
(Carquest Bowl - Miami, Fla.)

1994 (9-3-0; 5-3 ACC, T-3rd)

Independence Bowl Champions
Coach: George Welsh
Captains: Mike Frederick, Randy Neal, Charles Way
S3 Florida State #3 A L 17 41
S10 Navy A W 47 10
S17 Clemson H W 9 6
O1 William & Mary H W 37 3
O8 Wake Forest A W 42 6
O15 Georgia Tech A W 24 7
O22#25 North Carolina #15 H W 34 10
N5 #13 Duke #23 A L 25 28
N12#21 Maryland H W 46 21
N19#16 Virginia Tech #14 A W 42 23
N25#13 N.C. State H L 27 30
D28#18 Texas Christian N W 20 10
(Independence Bowl - Shreveport, La.)

Note: Virginia ranked No. 15 in final AP poll.



Virginia's 33-28 victory over then-No. 2 Florida State in 1995 handed the Seminoles their first-ever ACC setback, snapping a 29-game winning streak in league play. On the game's final play, from the Virginia 6-yard line, Florida State tailback Warrick Dunn took a direct snap from center out of the shotgun and ran a slalom through defenders until he was inside the one. But he lost the ball short of the goal line as he was tackled by Virginia defensive backs Adrian Burnim and Anthony Poindexter and time expired.

1995 (9-4-0; 7-1 ACC, T-1st)
 ACC Co-Champions & Peach Bowl Champions
Coach: George Welsh
Captains: Jason Augustino, Mike Groh, Skeet Jones
 A26 #17 Michigan #14 A L 17 18
 (Pigskin Classic)
 S2 #17 William & Mary H W 40 16
 S9 #16 N.C. State #23 A W 29 24
 S16 #16 Georgia Tech H W 41 14
 S23 #11 Clemson A W 22 3
 S30 #11 Wake Forest H W 35 17
 O7 #9 North Carolina A L 17 22
 O14 #19 Duke H W 44 30
 O21 #14 Texas #16 A L 16 17
 N2 #24 Florida State #2 H W 33 28
 N11 #14 Maryland A W 21 18
 N18 #13 Virginia Tech #20 H L 29 36
 D30 #18 Georgia N W 34 27
 (Peach Bowl - Atlanta, Ga.)
Note: Virginia ranked No. 16 in final AP poll.

1996 (7-5; 5-3 ACC, 4th)
Coach: George Welsh
Captains: Tiki Barber, Todd White
 S7 #23 Central Michigan H W 55 21
 S14 #22 Maryland H W 21 3
 S21 #20 Wake Forest A W 42 7
 S28 #19 Texas #13 H W 37 13
 O5 #12 Georgia Tech A L 7 13
 O19 #20 N.C. State H W 62 14
 O26 #20 Florida State #3 A L 24 31
 N2 #16 Duke A W 27 3
 N9 #15 Clemson H L 16 24
 N16 #24 North Carolina #6 H W 20 17
 N29 #20 Virginia Tech #17 A L 9 26
 D27 Miami (Fla.) #19 N L 21 31
 (Carquest Bowl - Miami, Fla.)

1997 (7-4; 5-3 ACC, T-3rd)
Coach: George Welsh
Captains: Doug Karczewski, Anthony Poindexter
 S4 Auburn #17 H L 17 28
 S13 Richmond H W 26 7
 S27 North Carolina #5 A L 20 48
 O4 Wake Forest H W 21 13
 O11 Clemson A W 21 7
 O18 Duke H W 13 10
 O25 Florida State #3 H L 21 47
 N1 Maryland A W 45 0
 N8 Georgia Tech H W 35 31
 N15 N.C. State A L 24 31
 N29 Virginia Tech H W 34 20

1998 (9-3; 6-2 ACC, 3rd)
Coach: George Welsh
Captains: Aaron Brooks, Anthony Poindexter
 S3 #16 Auburn #25 A W 19 0
 S12 #12 Maryland H W 31 19
 S19 #10 Clemson H W 20 18
 S26 #11 Duke A W 24 0
 O3 #10 San Jose State H W 52 14
 O17 #7 Georgia Tech #25 A L 38 41
 O24 #16 N.C. State H W 23 13
 O31 #15 Wake Forest A W 38 17
 N7 #12 Florida State #6 A L 14 45
 N14 #21 North Carolina H W 30 13
 N28 #16 Virginia Tech #20 A W 36 32
 D31 #13 Georgia #19 N L 33 35
 (Peach Bowl - Atlanta, Ga.)
Note: Virginia ranked No. 18 in final AP poll.

1999 (7-5; 5-3 ACC, T-2nd)
Coach: George Welsh
Captains: Travis Griffith, Thomas Jones, Noel LaMontagne, Byron Thweatt
 S4 #23 North Carolina A W 20 17
 S11 #22 Clemson A L 14 33
 S18 Wake Forest H W 35 7
 S25 Brigham Young #17 A W 45 40
 O2 #24 Virginia Tech #8 H L 7 31
 O9 Duke (OT) H L 17 24
 O16 N.C. State A W 47 26
 O30 Florida State #1 H L 10 35
 N6 Georgia Tech #7 H W 45 38
 N13 Buffalo H W 50 21
 N20 Maryland A W 34 30
 D30 Illinois N L 21 63
 (Micronpc.com Bowl)
 N-Miami/Ft. Lauderdale, Fla.

2000 (6-6; 5-3 ACC, 3rd)
Coach: George Welsh
Captains: Brad Barnes, Yubrenal Isabelle, Byron Thweatt, Patrick Washington
 S2 Brigham Young (OT) H L 35 38
 S9 Richmond H W 34 6
 S16 Duke A W 26 10
 S23 Clemson #11 H L 10 31
 S30 Wake Forest A W 27 10
 O7 Maryland H W 31 23
 O21 Florida State #6 A L 3 37
 O28 North Carolina H W 17 6
 N9 Georgia Tech #24 A L 0 35
 N18 N.C. State H W 24 17
 N25 Virginia Tech #6 A L 21 42
 D24 Georgia #24 N L 14 37
 (O'ahu Bowl)
 N-Honolulu, Hawaii

2001 (5-7; 3-5 ACC, T-7th)
Coach: Al Groh
Captains: Monsanto Pope, Evan Routzahn, Antwoine Womack
 A25 Wisconsin #22 A L 17 26
 (Eddie Robinson Classic)
 S1 Richmond H W 17 16
 S22 Clemson #19 A W 26 24
 S29 Duke H W 31 10
 O6 Maryland #25 A L 21 41
 O13 North Carolina A L 24 30
 O20 Florida State #21 H L 7 43
 O27 N.C. State A L 0 24
 N3 Wake Forest H L 30 34
 N10 Georgia Tech #20 H W 39 38
 N17 Virginia Tech #18 H L 17 31
 D1 Penn State H W 20 14

2002 (9-5; 6-2 ACC, T-2nd)
Continental Tire Bowl Champions
Coach: Al Groh
Captains: Angelo Crowell, Billy McMullen
 A22 Colorado State H L 29 35
 (Jim Thorpe Classic)
 A31 Florida State #5 A L 19 40
 S7 South Carolina #22 H W 34 21
 S21 Akron H W 48 29
 S28 Wake Forest A W 38 34
 O5 Duke A W 27 22
 O12 Clemson H W 22 17
 O19 North Carolina H W 37 27
 O26 Georgia Tech A L 15 23
 N9 Penn State #19 A L 14 35
 N16 N.C. State #20 H W 14 9
 N23 Maryland #18 H W 48 13
 N30 Virginia Tech #22 A L 9 21
 D28 West Virginia #15 N W 48 22
 (Continental Tire Bowl - Charlotte, N.C.)
Note: Virginia ranked No. 22 in final AP poll.



Virginia's 14-13 win over then-No. 23 Florida State on Nov. 19, 2011 in Tallahassee proved to be historic for the Cavaliers as UVA became the first program in college football history to record road victories at Florida State and Miami in the same season - two programs that have brought eight combined National Championships to the Sunshine State. UVA also defeated the Miami Hurricanes, 28-21, at Sun Life Stadium earlier during the 2011 season on ESPN's Thursday Night Football.

2003 (8-5; 4-4 ACC, T-4th)

Continental Tire Bowl Champions

Coach: Al Groh

Captains: Almondo Curry, Matt Schaub

A30#18 Duke	H	W	27	0
S6 #15 South Carolina	A	L	7	31
S13 Western Michigan	A	W	59	16
S27 Wake Forest	H	W	27	24
O4 North Carolina	A	W	38	13
O11#25 Clemson (OT)	A	L	27	30
O18 Florida State #7	H	L	14	19
O25 Troy	H	W	24	0
N1 N.C. State	A	L	37	51
N13 Maryland	A	L	17	27
N22 Georgia Tech	H	W	29	17
N29 Virginia Tech #21	H	W	35	21
D27 Pittsburgh	N	W	23	16

(Continental Tire Bowl -Charlotte, N.C.)

2004 (8-4; 5-3 ACC, T-3rd)

Coach: Al Groh

Captains: Elton Brown, Chris Canty, Jermaine Hardy, Heath Miller, Brennan Schmidt

S4 #15 Temple	A	W	44	14
S11#12 North Carolina	H	W	56	24
S18#12 Akron	H	W	51	0
S25#13 Syracuse	H	W	31	10
O7 #6 Clemson	H	W	30	10
O16#14 Florida State #7	A	L	3	36
O23#13 Duke	A	W	37	16
N6 #10 Maryland	H	W	16	0
N13#18 Miami (Fla.) #18	H	L	21	31
N20#16 Georgia Tech	A	W	30	10
N27#18 Virginia Tech #11	A	L	10	24
D27#18 Fresno State (OT)	N	L	34	37

(MPC Computers Bowl -Boise, Idaho)

Note: Virginia ranked No. 23 in final AP poll.

2005 (7-5; 3-5 ACC, 5th Coastal)

Music City Bowl Champions

Coach: Al Groh

Captains: Tony Franklin, Marques Hagans, Wali Lundy, Brennan Schmidt

S3 #25 Western Michigan	H	W	31	19
S17#25 Syracuse	A	W	27	24
S24#23 Duke	H	W	38	7
O1 #19 Maryland	A	L	33	45
O8 Boston College #18	A	L	17	28
O15 Florida State #4	H	W	26	21
O22#23 North Carolina	A	L	5	7
N5 Temple	H	W	51	3
N12 Georgia Tech #24	H	W	27	17
N19 Virginia Tech #7	H	L	14	52
N26 Miami (Fla.) #10	A	L	17	25
D30 Minnesota	N	W	34	31

(Music City Bowl - Nashville, Tenn.)

2006 (5-7, 4-4 ACC, 3rd Coastal)

Coach: Al Groh

Captains: Marcus Hamilton, Chris Long, Christian Olsen, Deyon Williams

S2 Pittsburgh	A	L	13	38
S9 Wyoming (OT)	H	W	13	12
S16 Western Michigan	H	L	10	17
S21 Georgia Tech	A	L	7	24
S30 Duke	A	W	37	0
O7 East Carolina	A	L	21	31
O14 Maryland	H	L	26	28
O19 North Carolina	H	W	23	0
O28 N.C. State	H	W	14	7
N4 Florida State	A	L	0	33
N18 Miami (Fla.)	H	W	17	7
N25 Virginia Tech #17	A	L	0	17

2007 (9-4, 6-2 ACC, 2nd Coastal)

Coach: Al Groh

Captains: Branden Albert, Chris Long, Tom Santi

S1 Wyoming	A	L	3	23
S8 Duke	H	W	24	13
S15 North Carolina	A	W	22	20
S22 Georgia Tech	H	W	28	23
S29 Pittsburgh	H	W	44	14
O6 Middle Tennessee	A	W	23	21
O13 Connecticut	H	W	17	16
O20 Maryland	A	W	18	17
O27#21 N.C. State	A	L	24	29
N3 Wake Forest #21	H	W	17	16
N10#23 Miami (Fla.)	A	W	48	0
N24#16 Virginia Tech #8	H	L	21	33
J1 #21 Texas Tech	N	L	28	31

(Gator Bowl -Jacksonville, Fla.)

2008 (5-7, 3-5 ACC, 5th Coastal)

Coach: Al Groh

Captains: Vic Hall, Cedric Peerman, John Phillips, Clint Sintim

A30 Southern California #3H	L	7	52	
S6 Richmond	H	W	16	0
S13 Connecticut	A	L	10	45
S27 Duke	A	L	3	31
O4 Maryland	H	W	31	0
O11 East Carolina	H	W	35	20
O18 No. Carolina (OT) #18	H	W	16	13
O25 Georgia Tech #21	A	W	24	17
N1 Miami (OT)	H	L	17	24
N8 Wake Forest	A	L	17	28
N22 Clemson	H	L	3	13
N29 Virginia Tech	A	L	14	17

2009 (3-9, 2-6 ACC, 6th Coastal)

Coach: Al Groh

Captains: Will Barker, Denzel Burrell, Aaron Clark, Vic Hall

S5 William & Mary	H	L	14	26
S12 TCU #16	H	L	14	30
S19 Southern Miss	A	L	34	37
O3 North Carolina	A	W	16	3
O10 Indiana	H	W	47	7
O17 Maryland	A	W	20	9
O24 Georgia Tech #11	H	L	9	34
O31 Duke	H	L	17	28
N7 Miami #16	A	L	17	52
N14 Boston College	H	L	10	14
N21 Clemson #18	A	L	21	34
N28 Virginia Tech #14	H	L	13	42

2010 (4-8, 1-7 ACC, T6th Coastal)

Coach: Mike London

Captains: John-Kevin Dolce, Ras-I Dowling, Nick Jenkins, Joe Torchia, Marc Verica

S4 Richmond	H	W	34	13
S11 Southern California #16A	L	14	17	
S25 VMI	H	W	48	7
O2 Florida State	H	L	14	34
O9 Georgia Tech	A	L	21	33
O16 North Carolina	H	L	10	44
O23 Eastern Michigan	H	W	48	21
O30 Miami (Fla.) #22	H	W	24	19
N6 Duke	A	L	48	55
N13 Maryland	H	L	23	42
N20 Boston College	A	L	13	17
N27 Virginia Tech #13	A	L	7	37

2011 (8-5, 5-3 ACC, T2nd Coastal)

Coach: Mike London
Captains: Nick Jenkins, Perry Jones, Rodney McLeod, Matt Snyder

S3	William & Mary	H	W	40	3
S10	Indiana	A	W	34	31
S17	North Carolina	A	L	17	28
S24	Southern Miss	H	L	24	30
O1	Idaho (OT)	H	W	21	20
O15	Georgia Tech #12	H	W	24	21
O22	NC State	H	L	14	28
O27	Miami (Fla.)	A	W	28	21
N5	Maryland	A	W	31	13
N12	Duke	H	W	31	21
N19	Florida State #23	A	W	14	13
N26#24	Virginia Tech #6	H	L	0	38
D31	Auburn	N	L	24	43

(Chick-fil-A Bowl - Atlanta, Ga.)

2012 (4-8, 2-6 ACC, 6th Coastal)

Coach: Mike London
Captains: Oday Aboushi, Steve Greer, Will Hill, Perry Jones, La'Roy Reynolds

S1	Richmond	H	W	43	19
S8	Penn State	H	W	17	16
S15	Georgia Tech	A	L	20	56
S22	TCU #17	A	L	7	27
S29	Louisiana Tech	H	L	38	44
O6	Duke	A	L	17	42
O13	Maryland	H	L	20	27
O20	Wake Forest	H	L	10	16
N3	NC State	A	W	33	6
N10	Miami (Fla.)	H	W	41	40
N15	North Carolina	H	L	13	37
N24	Virginia Tech	A	L	14	17

2013 (2-10, 0-8 ACC, 7th Coastal)

Coach: Mike London
Captains: Luke Bowanko, Jake Snyder, Rijo Walker

A31	Brigham Young	H	W	19	16
S7	Oregon #2	H	L	10	59
S21	VMI	H	W	49	0
S28	Pittsburgh	A	L	3	14
O5	Ball State	H	L	27	48
O12	Maryland	A	L	26	27
O19	Duke	H	L	22	35
O26	Georgia Tech	H	L	25	35
N2	Clemson #9	H	L	10	59
N9	North Carolina	A	L	14	45
N23	Miami (Fla.)	A	L	26	45
N30	Virginia Tech	H	L	6	16

2014 (5-7, 3-5 ACC, T7th Coastal)

Coach: Mike London
Captains: Henry Coley, Anthony Harris, Greyson Lambert, Kevin Parks, Alec Vozenilek

A30	UCLA #7	H	L	20	28
S6	Richmond	H	W	45	13
S13	Louisville #21	H	W	23	21
S20	Brigham Young #21	A	L	33	41
S27	Kent State	H	W	45	13
O4	Pittsburgh	H	W	24	19
O18	Duke	A	L	13	20
O25	North Carolina	H	L	27	28
N1	Georgia Tech	A	L	10	35
N8	Florida State #2	A	L	20	34
N22	Miami (Fla.)	H	W	30	13
N28	Virginia Tech	A	L	20	24

2015 (4-8, 3-5 ACC, 6th Coastal)

Coach: Mike London
Captains: Ross Burbank, Vince Croce, David Dean, Canaan Severin

S5	UCLA #13	A	L	16	34
S12	Notre Dame #9	H	L	27	34
S19	William & Mary	H	W	35	29
S25	Boise State	H	L	14	56
O10	Pittsburgh	A	L	19	26
O17	Syracuse (30T)	H	W	44	38
O24	North Carolina	A	L	13	26
O31	Georgia Tech	H	W	27	21
N7	Miami (Fla.)	A	L	21	27
N14	Louisville	A	L	31	38
N21	Duke	H	W	42	34
N28	Virginia Tech	H	L	20	23

2016 (2-10, 1-7 ACC, 6th Coastal)

Coach: Bronco Mendenhall
Captains: Micah Kiser, Jackson Matteo, Donte Wilkins

S3	Richmond	H	L	20	37
S10	Oregon #24	A	L	26	44
S17	UConn	A	L	10	13
S24	Central Michigan	H	W	49	35
O1	Duke	A	W	34	20
O15	Pittsburgh	H	L	31	45
O22	North Carolina #22	H	L	14	35
O29	Louisville #5	H	L	25	32
N5	Wake Forest	A	L	20	27
N12	Miami (Fla.)	H	L	14	34
N19	Georgia Tech	A	L	17	31
N26	Virginia Tech	A	L	10	52

2017 (6-7, 3-5 ACC, T4th Coastal)

Coach: Bronco Mendenhall
Captains: Kurt Benkert, Quin Blanding, Micah Kiser

S2	William & Mary	H	W	28	10
S9	Indiana	H	L	17	34
S16	UConn	H	W	38	18
S22	Boise State	A	W	42	23
O7	Duke	H	W	28	21
O14	North Carolina	A	W	20	14
O21	Boston College	H	L	10	41
O28	Pittsburgh	A	L	14	31
N4	Georgia Tech	H	W	40	36
N11	Louisville	A	L	21	38
N18	Miami (Fla.) #2	A	L	28	44
N24	Virginia Tech #24	H	L	0	10
D28	Navy	A	L	7	49

(Military Bowl - Annapolis, Md.)

2018 (8-5, 4-4 ACC, T3rd Coastal)

Coach: Bronco Mendenhall
Captains: Jordan Ellis, Chris Peace, Olamide Zaccheaus

S1	Richmond	H	W	42	13
S8	Indiana	A	L	16	20
S15	Ohio	NA	W	45	31
S22	Louisville	H	W	27	3
S29	NC State	A	L	21	35
O13	Miami (Fla.) #16	H	W	16	13
O20	Duke	A	W	28	14
O27	North Carolina	H	W	31	21
N2 #23	Pittsburgh	H	L	13	23
N10	Liberty	H	W	45	24
N17	Georgia Tech (OT)	A	L	27	30
N23	Virginia Tech (OT)	A	L	31	34
D29	South Carolina	N	W	28	0

(Belk Bowl - Charlotte, N.C.)

2019 (9-5, 6-2 ACC, 1st Coastal)

Coach: Bronco Mendenhall
Captains: Bryce Hall, Jordan Mack, Bryce Perkins

A31	Pittsburgh	A	W	30	14
S6	William & Mary	H	W	52	17
S14#25	Florida State	H	W	31	24
S21#21	Old Dominion	H	W	28	17
S28#18	Notre Dame #10	A	L	20	35
O11#20	Miami (Fla.)	A	L	9	17
O19	Duke	H	W	48	14
O26	Louisville	A	L	21	28
N2	North Carolina	A	W	38	31
N9	Georgia Tech	H	W	33	28
N23	Liberty	H	W	55	27
N29	Virginia Tech #23	H	W	39	30
D7 #22	Clemson #3	N	L	17	62

(ACC Championship Game - Charlotte, N.C.)

D30	Florida #6	N	L	28	36
-----	------------	---	---	----	----

(Orange Bowl - Miami Gardens, Fla.)

2020 (5-5, 4-5 ACC, 9th)

Coach: Bronco Mendenhall
Captains: Brennan Armstrong, Richard Burney, Terrell Jana, Charles Snowden

S26	Duke	H	W	38	20
O3	Clemson #1	A	L	23	41
O10	NC State	H	L	21	38
O17	Wake Forest	A	L	23	40
O24	Miami #11	A	L	14	19
O31	North Carolina #15	H	W	44	41
N14	Louisville	H	W	31	17
N21	Abilene Christian	H	W	55	15
D5	Boston College	H	W	43	32
D12	Virginia Tech	A	L	15	33

2021 (6-6, 4-4 ACC, T-4th Coastal)

Coach: Bronco Mendenhall
Captains: Mandy Alonso, Brennan Armstrong, Nick Jackson, Wayne Taulapapa

S4	William & Mary	H	W	43	0
S11	Illinois	H	W	42	14
S18	North Carolina #21	A	L	39	59
S24	Wake Forest	H	L	17	37
S30	Miami	A	W	30	28
O9	Louisville	A	W	34	33
O16	Duke	H	W	48	0
O23	Georgia Tech	H	W	48	40
O30	BYU #25	A	L	49	66
N13	Notre Dame #7	H	L	3	28
N20	Pitt #20	A	L	38	48
N27	Virginia Tech	H	L	24	29

2022 (3-7, 1-6 ACC, T-6th Coastal)

Coach: Tony Elliott
Captains: Brennan Armstrong, Nick Jackson, Anthony Johnson, Perris Jones, Daniel Sparks

S3	Richmond	H	W	34	17
S10	Illinois	A	L	3	24
S17	Old Dominion	H	W	16	14
S23	Syracuse	A	L	20	22
O1	Duke	A	L	17	38
O8	Louisville	H	L	17	34
O20	Georgia Tech	A	W	16	9
O29	Miami (OT)	H	L	12	14
N5	North Carolina #17	H	L	28	31
N12	Pitt	H	L	7	37

2023 (3-9, 2-6 ACC, T-11th)

Coach: Tony Elliott
Captains: Jahmeer Carter, Mike Hollins, James Jackson, Daniel Saparks, Malik Washington

S2	Tennessee	NA	L	13	49
S9	James Madison	H	L	35	36
S15	Maryland	A	L	14	42
S22	NC State	H	L	21	24
S30	Boston College	A	L	24	27
O7	William & Mary	H	W	27	13
O21	North Carolina	A	W	31	27
O28	Miami (OT)	A	L	26	29
N4	Georgia Tech	H	L	17	45
N9	Louisville	A	L	24	31
N18	Duke	H	W	30	27
N25	Virginia Tech	H	L	17	55

Key

• H-home A-away N-neutral

• Ranking before opponent is Virginia in AP poll.

• Ranking after opponent is opponent's in AP poll.



THE COACHING LINE

SEASONS	COACH (Alma Mater)	SEASONS	WON	LOST	TIED	PCT.
2022-Pres.	Tony Elliott (Clemson '02)	2	6	16	0	.373
2016-21	Bronco Mendenhall (Oregon State '88)	6	36	38	0	.486
2010-15	Mike London (Richmond '83)	6	27	46	0	.370
2001-09	Al Groh (Virginia '67)	9	59	53	0	.528
1982-2000	George Welsh (Navy '56)	19	134	86	3	.608
1976-81	Dick Bestwick (North Carolina '52)	6	16	49	1	.246
1974-75	Sonny Randle (Virginia '59)	2	5	17	0	.227
1971-73	Don Lawrence (Notre Dame '59)	3	11	22	0	.333
1965-70	George Blackburn (Findlay '37)	6	29	32	0	.475
1961-64	Bill Elias (Maryland '48)	4	16	23	1	.413
1958-60	Dick Voris (San Jose State '48)	3	1	29	0	.033
1956-57	Ben Martin (Navy '45)	2	7	12	1	.375
1953-55	Ned McDonald (Texas '40)	3	5	23	0	.179
1946-52	Art Guepe (Marquette '37)	7	47	17	2	.727
1937-45	Frank Murray (Tufts '08)	9	41	34	5	.544
1934-36	Gus Tebell (Wisconsin '23)	3	6	18	4	.286
1931-33	Fred Dawson (Princeton '10)	3	8	17	4	.345
1929-30	Earl Abell (Colgate '16)	2	8	9	2	.474
1923-28	Earle "Greasy" Neale (W.Va. Wesleyan '15)	6	28	22	5	.555
1922	Thomas Campbell (Harvard '12)	1	4	4	1	.500
1913, 1920-21	Rice Warren (Virginia '05)	3	17	7	2	.692
1919	Harris Coleman (Virginia '16)	1	2	5	2	.333
1917-18	No Varsity Schedule	—	—	—	—	—
1916	Peyton Evans (Virginia '15)	1	4	5	0	.444
1915	Harry Varner (Virginia '11)	1	8	1	0	.889
1914	Joseph Wood (Virginia '14)	1	8	1	0	.889
1912	John "Speed" Elliott (Virginia '09)	1	6	3	0	.667
1911	Kemper Yancey (Virginia '09)	1	8	2	0	.800
1910	Charles Crawford (Virginia '08)	1	6	2	0	.750
1909	John Neff (Virginia '08)	1	7	1	0	.875
1908	Merritt Cooke, Jr. (Virginia '06)	1	7	0	1	.938
1907	Hammond Johnson (Virginia '07)	1	6	3	1	.650
1905-06	William Cole (Michigan '03)	2	12	6	2	.650
1904	Foster Sanford (Yale '95)	1	6	3	0	.667
1903	Gresham Poe (Princeton '02)	1	7	2	1	.750
1902	John deSaulles (Yale '99)	1	8	1	1	.850
1901	Wesley Abbott (Yale '99)	1	8	2	0	.800
1899-1900	Archie Hoxton (Virginia '96)	2	11	5	3	.658
1898	Joseph Massie (Virginia '93)	1	6	5	0	.546
1896-97	Martin Bergen (Princeton '92)	2	13	4	3	.725
1895	Harry Mackey (Pennsylvania '93)	1	9	2	0	.818
1893-94	John Poe (Princeton '95)	2	16	5	0	.762
1892	Unknown *	1	3	2	1	.583
1891	Unknown *	1	2	1	2	.600
1890	Unknown *	1	5	2	0	.714
1889	Unknown *	1	4	2	0	.667
1888	Unknown *	1	2	1	0	.667
		134	683	642	48	.515

*Team was probably coached by captains and student managers



George Welsh, a College Football Hall of Famer, is Virginia's winningest coach with 134 victories.



Perry Jones rushed for 149 yards on 18 carries in UVA's 2011 Homecomings victory over previously undefeated and then-No. 12 Georgia Tech.

VIRGINIA HOMECOMINGS GAME RESULTS


Overall Record: 50-45-2 (.526)

Year	Date	Opponent	Result	Year	Date	Opponent	Result	Year	Date	Opponent	Result
1923	11/17	Virginia Tech	L, 3-6	1956	10/6	Wake Forest	W, 7-6	1989	10/28	Louisville	W, 16-15
1924	11/8	Georgia	L, 0-7	1957	10/12	Clemson	L, 6-20	1990	11/3	Georgia Tech	L, 38-41
1925	11/14	Virginia Tech	W, 10-0	1958	10/4	N.C. State	L, 14-26	1991	10/5	Kansas	W, 31-19
1926	11/6	Wash. & Lee	W, 30-6	1959	10/24	Vanderbilt	L, 0-33	1992	10/24	William & Mary	W, 33-7
1927	11/5	Virginia Tech	W, 7-0	1960	10/29	Wake Forest	L, 20-28	1993	10/2	Ohio University	W, 41-7
1928	11/3	Wash. & Lee	W, 20-13	1961	10/7	N.C. State	L, 14-21	1994	10/1	William & Mary	W, 37-3
1929	11/16	Virginia Tech	L, 12-32	1962	10/20	Wake Forest	W, 14-12	1995	9/30	Wake Forest	W, 35-17
1930	11/15	Wash. & Lee	W, 20-7	1963	10/19	S. Carolina	T, 10-10	1996	9/28	Texas	W, 37-13
1931	10/15	VMI	L, 3-18	1964	10/24	N.C. State	L, 15-24	1997	10/4	Wake Forest	W, 21-13
1932	11/5	Wash. & Lee	L, 0-7	1965	10/30	N.C. State	L, 0-13	1998	10/3	San Jose State	W, 52-14
1933	10/28	VMI	L, 12-13	1966	10/15	VMI	W, 38-27	1999	9/18	Wake Forest	W, 35-7
1934	11/10	Wash. & Lee	L, 0-20	1967	10/14	Duke	L, 6-13	2000	9/23	Clemson	L, 10-31
1935	10/26	VMI	T, 0-0	1968	10/5	Davidson	W, 41-14	2001	9/29	Duke	W, 31-10
1936	10/24	Wash. & Lee	L, 0-13	1969	9/27	Duke	W, 10-0	2002	9/21	Akron	W, 48-29
1937	10/23	VMI	L, 7-26	1970	10/3	Wake Forest	L, 7-27	2003	10/25	Troy	W, 24-0
1938	10/1	Wash. & Lee	W, 13-0	1971	9/25	Duke	L, 0-28	2004	9/18	Akron	W, 51-0
1939	10/14	Maryland	W, 12-7	1972	10/28	Maryland	L, 23-24	2005	9/24	Duke	W, 38-7
1940	10/19	VMI	L, 0-7	1973	10/6	Vanderbilt	L, 22-39	2006	9/16	Western Michigan	L, 10-17
1941	11/8	Wash. & Lee	W, 27-7	1974	10/12	N.C. State	L, 21-22	2007	10/13	Connecticut	W, 17-16
1942	No Homecoming Game			1975	11/8	East Carolina	L, 10-61	2008	10/11	East Carolina	W, 35-20
1943	10/9	Richmond	L, 7-16	1976	9/25	Duke	L, 6-21	2009	10/10	Indiana	W, 47-7
1944	No Homecoming Game			1977	9/24	Duke	L, 7-31	2010	10/16	North Carolina	L, 10-44
1945	11/10	Richmond	W, 45-0	1978	9/16	Navy	L, 0-32	2011	10/15	Georgia Tech	W, 24-21
1946	10/12	VMI	W, 19-8	1979	9/29	Duke	W, 30-12	2012	10/13	Maryland	L, 20-27
1947	10/11	Harvard	W, 47-0	1980	10/11	Clemson	L, 24-27	2013	10/26	Georgia Tech	L, 25-35
1948	10/23	VMI	W, 26-14	1981	10/24	Wake Forest	L, 21-24	2014	10/25	North Carolina	L, 27-28
1949	10/15	Wash. & Lee	W, 27-7	1982	10/23	Wake Forest	W, 34-27	2015	10/31	Georgia Tech	W, 27-21
1950	10/21	VMI	W, 26-13	1983	11/12	North Carolina	W, 17-14	2016	10/15	Pittsburgh	L, 31-45
1951	10/20	VMI	W, 34-14	1984	10/20	Wake Forest	W, 28-9	2017	10/21	Boston College	L, 10-41
1952	10/25	Duke	L, 7-21	1985	9/28	Navy	L, 13-17	2018	10/13	Miami (Fla.)	W, 16-13
1953	10/17	VMI	L, 6-21	1986	11/1	William & Mary	L, 37-41	2019	11/9	Georgia Tech	W, 33-28
1954	10/16	VMI	W, 21-0	1987	9/26	Duke	W, 42-17	2020	No Homecoming Game		
1955	10/15	VMI	L, 13-20	1988	10/8	Clemson	L, 7-10	2021	10/16	Duke	W, 48-0
								2022	10/8	Louisville	L, 17-34
								2023	10/7	William & Mary	W, 27-13



ALL-TIME LETTERMEN


Following is a list of all 2,363 individuals who have been awarded the Virginia monogram for at least one season. Each year listed is the season the person earned a varsity letter. Players returning for the 2023 season are listed in **Bold**. Captains, managers and service awards are indicated by parentheses.



DUANE ASHMAN

A four-year letterman from 1993-96, defensive end Duane Ashman is tied for sixth in school history with 23 quarterback sacks.

- Anderson, G. W.1914-15
- Anderson, Jeffrey R..... 1966-67-68
- Anderson, Joseph R.J. 1888
- Anderson, Kelvin M. 1977-78-79
- Anderson, Maurice A.1996-97-98-99
- Anderson, Ottawa 2001-02-03-05
- Anderson, Stuart N. 1978-79-80-81
- Andrews, Edward B.1933-34
- Andrews, Dennis1960-61-62
- Angle, Clarence E.1962-63
- Annis, James J. (Mgr.) 1992-93-94
- Anthony, Enzo.....2019
- Appleby, Antonio D. 2005-06-07-08
- Applefield, Marcus..... 2018
- Archer, W.W. (Mgr.)1952-53
- Armstrong, Brennan (Capt.) 2020-21-22
- Arnall, Bruce P. 1977
- Arnette, Gene (Capt.)1967-68
- Arnold, G. B.1922-23
- Asher, Oliver 1987
- Ashman, Duane A. 1993-94-95-96
- Ashwell, James 1951
- Atariwa, Adeeb2020-21
- Atkins, Lamont 2017-18-19
- Attaway, Ryan2022
- Augustino, Jason W. (Capt.) 1993-94-95
- Ausberry, Marshall L..... 2005
- Austin, Randolph I. 1991
- Austin, Vernon C. 1928
- Azelby, Robert (Mgr.) 1986-87-88-89



ELTON BROWN

Guard Elton Brown was a first-team All-American as a senior in 2004. He won the ACC's Jacobs Blocking Trophy in 2003 and 2004.

- A**
- Abbott, Lawrence W.1940-41
 - Abbott, William R..... 1890
 - Aben, Joseph G.1992-94
 - Abrams, C. Michael 1999-00-01
 - Abramson, Milton G.1932-33
 - Aboushi, Oday (Capt.) 2010-11-12
 - Acree, John W. (Capt.) 1936-37-38
 - Adams, Jenna D. (Mgr.)..... 2000
 - Agee, Anthony W.1994-95
 - Agunloye, Olasunkonmi 2021-22-23
 - Ahern, Josh 2020-21-22-23
 - Ahner, W.H. 1924-25-26
 - Ahunamba, Michael 2011
 - Akere, Paul2022-23
 - Aiken, Daniel L. 2007-08-09-10
 - Ainslie, George A. 1890
 - Albert, Branden B. (Capt.)....2005-06-07
 - Albert, Larry1970-71
 - Aldrich, Robert B. 1940
 - Alexander, Donald 1951-52-53
 - Allanson, Scott L. 1995
 - Allen, Demetrius C. "Pete".....1992-93-94-95
 - Allen, George, Jr.1972-73
 - Allen, Jeffrey1987-88
 - Alonso, Mandy 2017-18-19-20-21
 - Alvarez, Al 1976-77-78
 - Alvarez, Caesar L. 1975-76-77-78
 - Alvarez, Hector R. Jr. (Mgr.).....1996-97
 - Alvarez, Pablo..... 2013
 - Alznauer, Alfred G. 1962
 - Ambrose, Dick (Capt.) 1972-73-74
 - Amos, D'Angelo..... 2020
 - Anderson, Daymon W. 1990-91-92
 - Anderson, Edward C.....1914-15

- B**
- Baber, William F..... 1997-98-99-00
 - Bachman, Nathan L. 1902
 - Bailey, Bruce1946-47
 - Bailey, Kevin T. 2000-01-02-03
 - Bailey, Rives..... 1953-54-55
 - Baker, Daniel A. (Mgr.) 1985
 - Baker, Jaylon 2019-20-21-22
 - Bakhtiar, James A. (Capt.) 1955-56-57
 - Baldwin, G.W. E. 1923
 - Balezantis, Mark1984-85
 - Ballard, Wayne1959-60
 - Banbury, John R., Jr.1975-77
 - Banks, J.B. (Mgr.) 1919
 - Banks, William S. 1935
 - Barber, J. O. "Ronde" 1994-95-96
 - Barber, A. K. "Tiki" (Capt.).. 1994-95-96

- Barbour, Stuart A., Jr. ... 1945-46-47-48
- Barger, John.....1958-59
- Barile, Carl.....1972-73
- Barker, Edwin 1962
- Barker, R. A..... 1914
- Barker, William S. (Capt.) 2006-07-08-09
- Barkley, Rufus C. 1948-49-50-51
- Barnes, K. Bradley (Capt.).....1999-00
- Barrol, Lewis (Mgr.)..... 1950
- Barron, Anne Elizabeth (Mgr.)..... 1996
- Barry, James E 1905
- Barthelmes, Brian 2002-03-04-05
- Bass, Spencer..... 1903
- Battle, Devon L. 2001
- Battle, LoVante' 2010-11-12
- Battle, Mike 1984-85-86-87
- Bauda, Russ 1970
- Bauman, Y. Hans 1974-75-76-77
- Baumann, Lawrence 1946-47-48
- Bawuah, A. Kofi1998-99
- Bayliss, Bill (Mgr.)..... 1971-72-73
- Beam, George B. 1974
- Bear, James A., Jr.1941-42
- Beattie, John..... 1973
- Beckett, J.H. 1907
- Bedesem, Richard W..... 2000-02-03-04
- Belfield, Philip (Mgr.) 1997-98-99
- Belfield, Samuel S. (Mgr.)... 1994-95-96
- Belic, Chuck..... 1970-71-72
- Bell, Andrew A. 1991-92-93
- Bell, Richard P (Mgr.) 1904
- Benckenstein, John H 1926-27-28
- Benet, W. Christie1900-01
- Benkert, Kurt (Capt.)2016-17
- Bennett, Chico2022-23**
- Bennett, Michael 1973
- Berce, Robert W. 1975
- Berger, Spencer S..... 1932-33-34
- Bergman, Carl (Mgr.)..... 1936
- Berkeley, Alfred R., Jr.1936-37
- Berkeley, Norborne.1914-15
- Berry, Thomas 1950-51-54
- Berry, Thomas R. 1982
- Bessell, Edmund 1947-49-50-51
- Best, Ryan A.2005-06
- Bethel, Carlisle A. 1927
- Bettridge, Will.....2022-23**
- Beury, James 1930
- Bevan, Kenneth 1943
- Beveridge, James W..... 1938
- Bickers, Duane..... 1961-62-63
- Billyk, Allen C.2006-07
- Bingham, Robert W. 1890
- Bischoff, Bob 1968-69-70
- Bischoff, Ryan 2018
- Bissinger, Joe..... 2019-20-21
- Bizoucky, Franklin P.....1980-81
- Blackburn, James F..... 1969
- Blackburn, John B. 1969
- Blackford, Staige D. (Capt.) 1921-22-23
- Blackman, Cole 2016
- Blackstock, Darryl 2002-03-04
- Bladel, Peter J. 2007
- Blaine, James G., Jr. 1894
- Blair, William Harrison (Mgr.)..... 1888
- Blakeley, Daniel L. 1971-72-73
- Blakey, R. K.1916-20
- Blandford, Charlie..... 1968-69-70

- Blanding, Derek N. 1981
- Blanding, Quin (Capt.)... 2014-15-16-17
- Blaze, Blake 2013
- Bloemers, Meindert (Mgr.)..... 1990
- Blosser, R. Allen 1981
- Blount, Joey 2017-18-19-20-21
- Blount, Tony 1976-77-78-79
- Blundin, Matthew B. (Capt.)..... 1989-90-91
- Board, Joe 1959
- Bock, Joseph A1979-80
- Bodison, Brian W. 1985
- Bolling, Anthony1983-85
- Bond, David O. (Capt.)..... 1982-83-84
- Bonney, William 1951-54-55
- Booker, Ronald M. 1980-81-82
- Boothe, M.L. (Mgr.)..... 1930
- Boley, McKale2022-23**
- Bond, Sam..... 2023
- Borchers, Dennis 1965-66-67
- Borsari, Chris E.1989-90
- Bosher, Percy 1894
- Boucek, Heath 2002
- Bowanko, Luke (Capt.) 2011-12-13
- Bowden, C. H.1892-93
- Bowden, Robert J. 1974-76-77
- Bowen, H. M. 1908-09-10
- Bowers, Casey E. (Mgr.) 2001-02-03
- Bowie, Kevin J. 1975
- Brace, Stevie.....2022-23**
- Bradley, Kevin 2005
- Bradley, Landon..... 2009-10-11
- Bradshaw, Zach..... 2013-14-15-16
- Brady, Sam 2021-22
- Branble, William L.1925-27
- Brancati, Mike 1976-78-79
- Branch, Nisha1998-99
- Brand, Richard W. (Capt.)... 1966-67-68
- Brandenburger, Mark A. (Mgr.) ... 1990-91-93
- Bratt, Dave 1970
- Bratton, Darrius..... 2017-18-20-21-22
- Brathwaite, Chris2012-14
- Braun, G. P, Jr. 1933
- Braverman, Todd H.1998-99
- Bressan, Bob 1968-70-71
- Brewer, Connor2015-16
- Brewer, Ward W. 1930-31-32
- Brice, William J..... 1993-94-95-96
- Bride, James C. 1900
- Bridges, Bill1976-77
- Briggs, Jowon.....2019-20
- Brim, Demeitre2012-13
- Brindle, Christopher 1985
- Brinkley, Stan 1943
- Brissett, Dejon 2019
- Britton, Anthony..... 2023**
- Britton, Trevor A. 1995-96-97
- Broaddus, Carl 1943
- Broadnax, Christopher 2010
- Bronston, Thomas H. 1902
- Brooks, Aaron L. (Capt)..... 1996-97-98
- Brooks, Ahmad..... 2003-04-05
- Brooks, Kevin 1992-93-94-95
- Brookshire, Randal D. 1981-82-83
- Brosterhaus, Grady 2023**
- Brown, Andrew 2015-16-17
- Brown, Chris 1970-71-72
- Brown, David E 1989-90-91
- Brown, Elliott..... 2017-18-20-21

VIRGINIA

2024 UVA FOOTBALL

Brown, Elton (Capt.).....	2001-02-03-04
Brown, Gregory A.....	1978
Brown, Kristie (Mgr.).....	1979
Brown, J. D.....	1913-15
Brown, Jamall.....	2015
Brown, Javaris.....	2009
Brown, Michael A.....	2005-06
Brown, Philip.....	2004
Brown, Ray W.....	1944-45-46-47
Brown, Roy E. (Capt.).....	1986-87-88-89
Brown, Thompson.....	2011
Brown, W.....	1923
Brown, Xavier.....	2022
Browning, Lee.....	1975-76-77-78
Browning, Skip.....	1974-75-76-77
Bryan, J. R.....	1888
Bryan, Steve C.....	1966-67
Bryan, T. (Mgr.).....	1905
Bryant, Arthur H., Jr.....	1937-38
Bryant, C. Edgar.....	1940-41-42
Bryant, Donald L.....	1986-87-88-89
Bryant, Dre.....	2019-20
Bryant, Herbert.....	1929-30-31
Buchanan, Mekhi.....	2023
Buchanan, Robert A.....	1966-67
Buck, Harrison L. (Mgr.).....	1928
Buczynski, Kenneth R.....	1994-95
Budd, Michael L.....	1977-78-80-81
Bullett, Marcus J.....	1996
Bullington, R. M., Jr.(Mgr.).....	1922
Bullock, Quanah.....	1984-85
Burbank, Ross (Capt.).....	2012-13-14-15
Burd, Kristopher A.....	2008-09-10-11
Burford, David G.....	1962
Burge, W.Y.....	1921
Burger, Raye A. (Capt.).....	1931-32-33
Burkhalter, Susan E. (Mgr.).....	1977-78
Burkley, Bob.....	1970-71
Burlington, George.....	1894
Burnett, Lucien D., Jr.....	1943-44
Burnett, Muscoe.....	1920
Burney, Richard (Capt.).....	2016-17-19-20
Burnim, Adrian V.....	1995-97-98
Burns, John.....	1986
Burns, Robert.....	2013-14-15
Burns, Thomas D.....	1991-92-93
Burrell, Denzel L. (Capt.).....	2007-08-09
Burrow, Addie.....	2023
Burton, John L.....	1952
Butler, Bradley J., Jr.....	2003-04-05
Butler, Kam.....	2022-2023
Butts, Evan.....	2015-16-17-18
Byers, Emmanuel L.....	2005-06
Byrd, Derick L.....	1994-95-96
Byrd, Julian M.....	1899
Byrd, Victoria D (Mgr.).....	2001
Byrd, William E., Jr.....	1927-28-29-30
Byrne, Jeb.....	2014
Byrne, Luke.....	2023

C

Cabbell, Robert L., IV.....	2008-09-10
Cain, Isaac.....	2009-10
Calamos, Jeff.....	1967-68
Caldwell, T. D. (Mgr.).....	1932
Calfree, W. R.....	1909
Calhoun, J. C.....	1915
Call, Frank L, II (Capt.).....	1956-57-58
Call, Robert.....	1979
Callinder, Rickey L.....	1980-81-82-83
Calloway, Anthony.....	2016



CHRIS CANTY

Chris Canty lettered from 2001-04 and was a mainstay on UVA's bowl teams in 2002, 2003 and 2004. He was a captain in 2004.

Calvert, Robert A.....	1916
Cameron, George.....	1929-30
Camper, Jack.....	2022
Campbell, Braden.....	2002
Campbell, Eldridge.....	1922
Campbell, Jack.....	1948
Canady, Maurice.....	2012-13-14-15
Canale, Terry.....	1959
Candler, James.....	1957
Canevari, Robert.....	1957-58
Cantrell, Wayne E.....	1945
Canty, Christopher L. (Capt.).....	2001-02-03-04
Caplinger, Adam.....	2013
Caracciolo, Danny.....	2020-21
Carber, Ben.....	2002
Cardenas, Luis David.....	1985-86-87
Cardozo, Mosby G.....	1938-39-40
Cardwell, B. Winston (Capt.).....	1925-26-27-28
Cardwell, Vincent.....	1933-34
Cardwell, Victor O.....	1982
Carey, Geoffrey.....	1991
Carey, Ronald (Capt.).....	1987-88-89-90
Carlisle, Robert.....	1958
Carney, Alonzo B.....	1897
Carnuche, Joe.....	1988
Carrington, A.B.....	1916
Carrington, Edward (Capt.).....	1964-65-66
Carrington, Jim.....	1968-69-70
Carrington, Richard A., Jr.....	1920-21-22
Carrington, R. W. (Mgr.).....	1910
Carroccio, Russell.....	1951
Carroll, Linwood W., Jr.....	1981-84
Carter, Aubrey L. (Capt.).....	1911-12-13
Carter, Darnell.....	2010
Carter, Frederick D.....	1987-88
Carter, Bryce.....	2023
Carter, Jahmeer.....	2020-21-22-23
Carter, Richard T. (Mgr.).....	1967
Carter, Keenan.....	2004-05-06
Cates, Brawner B., III (Trainer).....	1966
Cascella, Robert Jr.....	1967
Cascarano, Sean.....	2010-12-13
Cash, D. Alvin.....	1956-57-58
Casler, DeWitt B. (Mgr.).....	1969
Catchings, Oliver W. (Capt.).....	1891-92
Cathey, Michael Ray.....	1988
Caulk, Kelly F.....	1985-87
Cecil, B.R. (Capt.).....	1908-09-10
Chalmers, Chayce.....	2020-21-22
Chamoun, Fady E.....	1997-98
Champlin, Tom.....	1976-77-78

Chapin, Scott H.....	1983-84-85
Chaplin, James P.....	1990
Chatman, Ryan (Mgr.).....	2003-04
Chester, Patrick L.....	1978-79-80-82
Childress, Daniel.....	2009
Childress, Ryan W.....	2000-01-02-03
Childrey, Thurston (Mgr.).....	2003-04-05-06
Childs, Darren J.....	2008-09
Chiles, John P.....	1964
Chisolm, William (Capt.).....	1950-51-52
Choice, William, Jr.....	1900
Choma, John G.....	1975-76-77
Christ, Jimmy.....	2023
Christ, Tommy.....	2018-20
Christhilf, Mark H.....	1969
Christhilf, Stuart M.....	1961-62-63
Christian, Archer.....	1909
Chung, Julie (Mgr.).....	2005
Churchman, Charles J.....	1916-19
Cikra, Jeffrey.....	1973-74
Clardy, Carlton S., Jr.....	1977
Clark, Aaron J. (Capt.).....	2007-09
Clark, Henry (Mgr.).....	1950
Clark, John F.....	1920
Clark, William.....	1998-99-00-01
Clarke, William B.....	1954-55-56
Clary, Antonio.....	2019-20-21-22-23
Clay, Allen J.....	1943-44
Clay, Eric A.....	1985-86-87
Clements, Alan.....	1970
Clifton, Davian.....	1987
Close, Oscar Thomas.....	1927-28
Cocke, Paul Lee (Capt.).....	1896
Cockrell, Ewing.....	1894
Cockrill, A.....	1924-25
Coen, George W.....	1935
Cofer, Richard S., Jr. (Capt.).....	1943
Coffey, Kevin.....	1998-99-00
Colandrea, Anthony.....	2023
Coleman, Bryan.....	1976-77-78-79
Coleman, H. W. (Capt.).....	1913-14-15-16
Coleman, James.....	2015
Coleman, Lester.....	2017-18
Coleman, Robert M. (Capt.).....	1899-1900-01
Coleman, T.G.....	1915
Coleman, Tylyric.....	2023
Coles, George M.....	1931-32-33
Coley, Henry (Capt.).....	2011-12-13-14
Colleran, James.....	1973-74-75
Collier, Harris T. (Capt.).....	1896-97-98
Collins, Brad M.....	1990
Collins, Louis.....	1976-77-78-79
Collins, Nathaniel A.....	2006-07-08-09
Collins, Paul D.....	1987-88-89-90
Collins, Peter B.....	1992-93
Condon, William J.....	1930-31-32
Connair, Paul.....	1945
Conner, Andrews B., Jr.....	1935-36
Conner, Clyde R.....	1903
Conrath, Matthew F.....	2008-09-10-11
Constantine, Richard.....	1966-67-68
Conte, Nicholas.....	2015-16
Cook, Christopher O.....	2006-07-09
Cook, Kevin J.....	1986-87-88-89
Cook, Malcolm.....	2017-18
Cooke, Mark.....	1989-90
Cooke, Merritt, Jr. (Capt.).....	1903-04-05-06
Cooper, Anthony.....	2012
Cooper, Charles C.....	1941-42
Copeland, James.....	1964-65-66
Copeland, William.....	1973-74-75-76
Copper, Jon S.....	2005-06-07-08

Corley, Ralph A. III.....	1965
Cornachione, Mike.....	1972-73-74
Corson, Trent.....	2013-15
Corson, John J.....	1954-55-56
Costas, Stormy.....	1970-71
Council, Walter W. (Capt.).....	1902-03-04
Covington, Anthony L.....	1987-88-89-90
Covington, Jim.....	1952
Covington, Maurice D.....	2006-07-08
Cowley, Tanner.....	2016-17-18-19
Craft, Warren.....	2016-17
Craig, Irvin.....	1919
Craig, Ross W.....	1940-41
Crawford, Casey S.....	1996-97-98-99
Crawford, Kenneth.....	1999-00
Crawford, Charles B.....	1905-07
Creekmore, Thomas A.....	1913
Crenshaw, Francis.....	1940-41-42
Critchley, Craig A.....	1970-71-72
Croce, Vincent (Capt.).....	2014-15
Crocker, Joseph L.....	1993-94-95
Croft, Lawrence.....	1966-67
Cross, De'Vante.....	2017-18-19-20-21
Cross, Kendall.....	2022-23
Crowell, Angelo D. (Capt.).....	1999-00-01-02
Crowell, Germane L.....	1995-96-97
Crum, William J.....	1940
Cuddy, Curtis Emory.....	1924-25-26
Cubbage, Michael.....	1969
Cunningham, Alexander.....	1890-91
Cunningham, Ian-Yates.....	2003-06-07
Cuzzo, Gary (Capt.).....	1960-61-62
Curry, Almondo A. (Capt.).....	2001-02-03
Curry, Bill A.....	1990-91-92-93
Custis, John (Mgr.).....	1999
Cutler, Robert C.....	1932-33
Cwalina, Timothy.....	2014
Cypress II, Fentrell.....	2021-22

D

Dabney, H. Slayton (Mgr.).....	1996-97-98
Dabney, Virginius.....	1896-1900
D'Acunto, Matthew A.....	1998-99
Daggett, William W. (Capt.).....	1889-90
Dahlgren, J. Eric.....	1972-73-74
Dahlgren, John B.....	1951
Daingerfield, J. K.....	1907-09
Daly, Raymond.....	1983-84
Dandridge, Victor (Mgr.).....	1959
Daniel, Edward M.....	1902
Daniel, Travis G.....	1927
Darby, Donald W.....	1923-24
Darden, Ronald C.....	2005
Darrington, Devin.....	2021
Daugherty, G. (Mgr.).....	1929
Dausch, Andrew W.....	1991-92-93-94
Davenport, Henry B., III.....	1957
Davenport, Stephen R. (Capt.).....	1935-36-37
Davidson, Bertram.....	1922
Davies, Ethan.....	2022-23
Davis, Adrian A. (Mgr.).....	1994
Davis, Chuck.....	2018-19
Davis, Conner.....	2012-13-14
Davis, Devontae.....	2022-23
Davis, E.....	1895-96-97-98
Davis, Edgar P.....	1983-84-86
Davis, Harrison P, III.....	1971-72-73
Davis, James P., Jr.....	1971
Davis, John S., Jr.....	1921-22
Davis, Lavel, Jr.....	2020, 2022
Davis, Raymond W.....	1952
Davis, Richard J.....	1944



Davis, Robert E.	1964-65-66
Davis, Roger	1964-65
Davis, Stephen M. (Mgr.).....	1993-94-95
Davis, Thierrien	2004
Davis, Tyrone.....	1991-92-93-94
Davis, William G.	1969-70-71
Davis, William A.	2002
Dawson, Jeffrey C. (Mgr.).....	2000
Day, Richard W.	1928-29
Dean, David (Capt.).....	2013-14-15
Deane, Herbert D	1922
Debuskey, Merle.....	1943
DeButts, Richard F.....	1928
DeButts, William J.	1929-30-31
DeGiorgi, John Albert	1985
Deitrick, William A.	1922-23
Deke, Scott M.	2008
Delaney, Brian.....	2017-18-19-20
Delaney, Lindsay J.	1980-81
de Laoreal, David	2002-03
Delk, David L.....	1990
DeMeritt, Noah.....	2023
Dempsey, Arnold	1958-59-60
Dempsey, Joel L.	1985-86-87-88
Dennis, Bill	1972-73-74
Depenbrock, John F., Jr.....	1963-64
Derey, Walter L.	1994-95-96
Detrick, Jared B.....	2007-08-10
Devine, Derek	2020, 2022
Devlin, Andrew C.	2008
Dewease, Jake	2020
Dial, John M.....	1931-32-33
Dias, Jermaine E.	2004-05-06-07
Diatta, Mike	2022-23
Dickerhoof, Greg.....	1970-71-72
Dickerson, Dale A.	1971-72-73
Dickerson, James S.	1946-47
Dickey, Erwin, Jr.	1939-40
Dickey, Larry	1962
Diehl, John.....	1955
Diffey, A. Carter (Capt)	1923-24-25
Dingle, Antonio D.	1995-96-97-98
Dinwiddie, Harry E.	1936-37-38
Dismukes, Robert E. (Mgr.).....	1931
Dittman, Bradley D.	1997
Dixon, Mark K. (Capt.).....	1990-91-92-93
Dixon, Tenyeh.....	2019
Dockins, Kyle	2013-14-15
Dodson, E. Griffith	1905-06
Dodson, E. Griffith, Jr.	1934
Dolce, John-Kevin (Capt.)	2008-09-10
Dollin, Jeremy	2013
Dombrowski, James (Capt.)	1982-83-84-85
Donahue, Ian (Mgr.)	1998-99-00
Donley, James T.	1963-64-65
Donahue, Ian	1999
Donohue, Duncan E. (Mgr.).....	1995-96-97-98
Dooley, Derek V.	1987-88-89-90
Dorsey, J. Mark, Jr.	2002-03
Dotson, Demetrius J.	1996-99-00
Doubet, Dennis	1971
Dougherty, Michael.....	1959
Doull, Ryan	2014-15
Dowe, Michael	1973-74-75
Dowling, Doni.....	2014-15-16-17
Dowling, Ras-I (Capt.)	2007-08-09-10
Drewry, B. Leigh, Jr. (Mgr.)	1977-78
Driver, James G.	1910
Dubois, Hasise.....	2016-17-18-19
Duckett, John A.	1998-00-01
Duda, John P. (Capt.).....	1944-45-46
Duda, Patrick	2009
Dudgeon, Henry M.....	1992

Dudley, Lee	2019
Dudley, Thomas E.	1942-46
Dudley, William M. (Capt.)	1939-40-41
Duenkel, Justin	2020-21
Duffalo, Rick	1972
Duffy, Terence J. (Capt.)	1960-61-62
Dunn, C.Y.....	1929
Dunn, Joseph W.	1919-20
Dunnagan, Darby J. (Mgr.).....	2001-02-03-04
Dunphey, Robert.....	1963-64-65
Duong, Vi Sieu (Mgr.)	2000
Durbin, Bradley.....	2002
Durham, Imhotep	2004

PERCY ELLSWORTH



Safety Percy Ellsworth led the team with six interceptions as a first-team All-American in 1995 as UVA claimed its second ACC title.

E	
Early, Nathaniel B., Jr.	1892-93
Echard, Thomas C.	1930
Eck, Michael A.	1982-83
Edgar, William J., Jr.	1931-32
Edmonds, Gene H.	1948
Edwards, Robert (Capt.).....	1958-59
Edwards, Thomas S.	1937
Edwards, William C.	1991-92-93
Egan, D. Cole	1980
Ekejiuba, Isaiah.....	2003-04
Elam, Robert A. (Mgr.).....	1987-88-89
Eldridge, David	2016
Elegbe, Akinwale O. "Wale"	1996-97-98
Elekes, James.....	1953-54-55
Elliott, Carlton B.	1947-48-49
Elliott, William, Jr.	1891
Elliott, John S.	1908-09
Ellis, Charles W.	1944-45
Ellis, Daniel G.	1999-00
Ellis, Jordan (Capt.)	2016-17-18
Ellis, Justin M. (Mgr.)	2000
Ellsworth, Percy D.	1992-93-94-95
Elmer, James	1903
Elsom, T. Waverly, Jr.	1898
Ely, Richard J.....	1936
English, Jack.....	2014-15-16-17
Epps, C.J.	2018
Ereso, Glenn L. (Mgr.)	1993-94-95
Estes, A.N.	1897
Estes, Patrick.....	2001-02-03-04
Evans, Jerton P.	1999-00-01-02
Evans, Peyton R.	1914
Ewers, Steven W.....	1988

F	
Fadden, Thomas.....	1973-74-75-76
Fagan, Shane (Mgr.).....	2002-03-04-05
Fahey, James T. (Capt.)	1944
Fairbrothers, David L.....	2006
Falshaw, Lloyd T.	1991
Fannon, Francis H.....	1954-55
Farinholt, Bart	1980-81-82-83
Farrell, Bill	1970-71-72
Farrell, Brendan.....	2022
Farrell, Justin	2021
Farrington, Mark	2002-03
Farrior, James A.	1993-94-95-96
Fassio, Danny	1967-68-69
Faulconer, Hunter	1927-28-29
Faulconer, Hunter, Jr.....	1959
Faumui, Aaron.....	2018-19-21-22-23
Feagans, John.....	1959
Fears, Eric	1981-82-83
Fells-Danzer, Terence	2009-10-11
Fenwick, Charles R.	1920-22
Ferens, Joseph E.	1969
Ferguson, D'Brickshaw.....	2002-03-04-05
Ferguson, Eric (Mgr.)	1999
Ferguson, Kevin.....	1984-85-86
Ferrara, Albert E.	1968
Ferris, Edward	1959-60
Fetsko, John D.	1986-87
Fetsko, Michael E.	1985-86-87
Field, Alexander M.....	2007-08
Fielder, Craig J.....	1986
Fields, Dennis L.	1986
Fields, Malachi.....	2021-23
Fieler, Jake.....	2016-17-18
Fink, Joseph K.	1926
Finkelston, Tim.....	1986-87-88-89
Finkelston, Tucker.....	2020-21
Finlay, Robert	1943
Finley, Edward	1910-11-12
Finn, Jacob	2021
Firesheets, Linda R.(Mgr.)	1981-82
Fischer, Stanford S.	1959-60-61
Fisher, Duane R.....	1998-99
Fisher, J. Nikki.....	1988-89-90-91
Fitch, Cameron.....	2013-14
Fitzgerald, Jeffrey L.....	2006-07
Fitzgerald, Harvie (Mgr.)	1951-52
Fleming, Carl, Jr.....	1936-37
Flippin, Harrison F.....	1927-28
Flock, George A.	1931
Flores, John Paul.....	2023
Flow, Donald E.	1974-75-76
Floyd, Earle N. (Mgr.).....	1908
Fogg, Richard E.	1959
Foley, Randy.....	1990-91
Ford, John.....	1984-86-87-88
Ford, Pat.....	1984
Ford, Thomas A.	1950-51-52
Foreman, Tyree L.	1999-00-01
Fortin, Matthew	2011-12-13
Foster, Henry P. Jr.	1921-22-23
Foster, Joshua D. (Mgr.).....	1995-96-97-98-99
Foston, Amaad.....	2023
Fracker, Lee S.	1959
Franklin, Anthony I. (Capt.)	2003-04-05-06
Fray, Samuel B.	1945-46
Frazier, William L.	1981-82-83-84
Frederick, T. Michael (Capt.)	1991-92-93-94
Freedman, Beth H. (Mgr.)	1994-95-96
Freedman, Paul	2010-11-12

Freeman, Robert	1960-61-62
Frerotte, Albert G.....	1938-39-40
Freshour, Michael L. (Mgr.)	1990-91
Friedberg, Samuel	1925-26
Frizzell, H. Lockwood (Capt.).....	1946-47
Frost, Charles M.....	1924
Fryberger, Philip K.....	1933-34
Frye, Ian	2012-13-14-15
Fuller, F.L.	1891
Fuller, Jason L.	2008
Fuller, Robert P.....	1941
Fulp, Kenneth B.....	1974-75-76-77
Fulton, James J.	1896
Furnish, Ty.....	2022-23
Furst, Gerald.....	1950-51-52



SCOTT GARDNER

Scott Gardner led the ACC in passing and total offense in 1973 and 1975 and graduated as UVA's all-time passing leader.

G	
Gaalaas, Trygve L. (Mgr.)	1988
Gahm, Matt.....	2018-19-20
Gallop, Gregory	2013-14
Galloway, Christopher B.	1991
Gaffney, John F.....	1986
Gaffney, Micah.....	2022-23
Gaines, Elijah.....	2022-23
Ganyard, Matt	2023
Garcia, Rafael	1993-94-95-96
Gardner, Ross	2017
Gardner, Scott (Capt.)	1972-73-74-75
Gardner, Tyrus W.....	2004-05-06
Garner, Kirk.....	2014-15-16-17
Garner, W. Glover.....	1952
Garr, William R. (Mgr.)	1991
Garren, Harold A.....	1983-84-85
Garrett, A. Randolph.....	1934
Garnett, Alex Y. P.....	1905
Garno, Edmund F.	1989-90-91
Garrett, E.E.....	1889
Garriot, Richard	1965
Garth, William	1890-91
Gassert, Ronald E. (Capt.)	1959-60-61
Gathman, David B.	1994-95
Gatling, Herman D., Jr.	1952-54
Gay, Carson	2023
Gay, Peter A.	1951-52
Gearhart, Paul T. (Mgr.)	1985
Gehr, Harry	1971-72
Gehring, Doug.....	1972
Gentry, Fenton A.....	1931
George, Charles T. (Capt) ...	1937-38-39

George, Woodruff, Jr.....	1936-37-38
Gerczak, Brian K.....	1991-92-93
Gerstle, Harry L.....	1899
Geyer, Horace, Jr. (Capt.)....	1908-09-10
Gianakos, Nicholas, C.....	1938-39-40
Gianakos, John C.....	1944-45
Gibson, Albert D. (Mgr.).....	1996-97
Gibson, Jaden.....	2023
Gibson, Kareem.....	2016
Gill, Bernard A., Jr.....	1948-49
Gillette, James T.....	1913-14
Gillette, James T., Jr. (Capt.)	1937-38-39
Gillette, R. Turnbull.....	1941-42
Gilmer, Thomas W. (Capt.).....	1888
Glagola, Doug.....	1988
Glagola, Paul (Student Asst.).....	1995
Glaser, Chris.....	2017-18-19-20-21
Glasper, Derrick L.....	1975-76-77-78
Glasp, Byron R.....	2005-06-07-08
Glassic, Thomas (Capt.)	1972-73-74-75
Glauber, Robert.....	1926
Gloth, William C. (Capt.).....	1906-07-08
Glover, Jerry V.....	1981-82
Godfrey, Gregory H.....	1971-72
Goldberg, Boris S.....	1947-48-49-50
Golden, Kenneth E.....	1971
Gollinge, Paul J.....	1988
Gomolak, Gary.....	1978-79
Gonyo, Jerry.....	1959
Gooch, Miles.....	2011-12-13-14
Gooch, Robert K.....	1911-12-13-14
Gooch, Stapleton D.....	1909
Gooch, Stapleton D., Jr.....	1932
Gooch, William S.....	1916
Goode, Darren A.....	1981
Goodhue, J. Forrest.....	1911
Goodman, Bobby.....	1991-92
Goodman, Frank S.....	1944
Goodwin, E. Howard.....	1939-41
Goodwin, W. C.....	1916
Goodwyn, Benson L.....	1988-89-90
Gorbett, Walter T.....	1945-46
Gormley, William J.....	1981
Gorham, Chris R.....	2005-07
Gosney, Luther S.....	1938
Goss, George T. H.....	1971
Goss, Jon.....	2013
Gottschalk, Sean P.....	2007
Gould, Christopher M....	2004-05-06-07
Gould, Kevin (Capt.).....	1984-85-86
Graham, David (Capt.).....	1957-61-62
Graham, Robert S.....	1904-06
Granger, Gordon IV.....	1951-52
Grant, Nick.....	2017-18-19-20-21
Grant, Sharp.....	1910
Gravatt, John S. E.....	1930-31
Gravatt, William M., Jr.....	1939-40
Gravins, John J. III.....	1958
Gravins, Thomas.....	1957-58-59
Gray, Arthur P.....	1966-67
Gray, Brian (Mgr.).....	2007
Green, Donny J.....	1997-98-00
Green, Jared P.....	2008-09-10
Greene, J. David.....	1998-99-00-01
Greene, John M.....	1962-63
Greene, Malcolm.....	2023
Greenleaf, John J. (Mgr.).....	1901
Greenway, Addison W.....	1889-90-91
Greenway, John C.....	1890
Greer, Steve (Capt.).....	2009-10-11-12
Greggs, Durwin D.....	1986-87-88-89
Grier, Andre.....	1976-78-79



BYRON GLASPY

Byron Glasp lettered from 2005-08 for the Cavaliers as a fixture in the Virginia secondary for head coach Al Groh.

Griese, Jack.....	2023
Griese, Robert S.....	1988-89-90
Griffin, Malcolm.....	1898-99
Griffin, Nash.....	2017-18-19-20
Griffith, C. Travis (Capt.).....	1996-97-98-99
Griffith, Edmund B.....	1981
Griggs, David W. (Capt.).....	1985-86-87-88
Griggs, Thomas J.....	1960-61-62
Griggs, William E., III.....	1981-82-83
Grimes, George.....	1942-46-47
Grinnell, David.....	1979
Griswold, William H.....	1952
Grobe, Jim.....	1973-74
Groh, Albert, Jr.....	1965
Groh, A. Michael, III (Capt.).....	1994-95
Grover, Robert N.....	1894-96
Gruber, Dave.....	1970
Grywatch, Trevor.....	2011
Gulaskey, Joseph, W., IV.....	1980-81-82
Gunby, John K. (Mgr.).....	1916
Gunderman, Robert E.....	1954-55
Gustafson, Robert E.....	1969-70-71
Gut, Robert E.....	1951-52-53
Guttman, Bernard.....	1943
Gwynn, Dallas E.....	1962-63-64

H

Hamblen, Lapsley.....	1948
Hackemer, Dean F.....	1986
Hackworth, Dennis.....	1973-74-75
Hagan, Thomas J.....	2002-03
Hagans, Marques T. (Capt.)...	2002-03-04-05
Hager, J. F.....	1916
Hagy, Jesse.....	1953-54-55
Haines, Innes C.....	1937-38-39
Hairston, Eric.....	1987
Hale, Charles.....	1973-74-75
Hale, David A.....	2004
Haley, Dennis.....	2003-04
Hall, Alexander.....	2004
Hall, Bryce (Capt.).....	2016-17-18-19
Hall, David M.....	1979-80
Hall, Joseph M. (Capt.).....	1987-88-89-90
Hall, Mark.....	2014-15-16
Hall, Thomas S.....	1920-21-22-23
Hall, Vicqual R. (Capt.).....	2006-07-08-09
Hall, W.....	1889
Hallett, Horace S.....	1932-33-34
Hamilton, Frank L.....	1959-60
Hamilton, Marcus C. (Capt.)..	2003-04-05-06
Hamm, Daniel.....	2014-15-16-17

Hammer, Charles A.....	1966-67-68
Hammond, Darryl.....	1986-87
Hammond, Jason.....	2023
Hanback, Eli.....	2016-17-18-19
Hankins, Langdon.....	1919-20-21
Hannig, Thomas L. (Mgr.)....	1987-88-89
Hanretty, John J.....	1937
Hansen, Louis.....	1950
Hanson, Jere.....	1943
Harbison, Clinton M., Jr.....	1940
Harding, Charlie.....	1950-51-52
Hardaway, Robert B.....	1949
Hardy, Caleb.....	2023
Hardy, M. Jermaine (Capt.)....	2001-02-03-04
Harkleroad, Patrick C.....	1992-94
Harold, Eli.....	2012-13-14
Harper, Frederick.....	1892-93
Harris, Anthony (Capt.).....	2011-12-13-14
Harris, Arlen Q.....	1999-00-01
Harris, Arthur B.....	1901
Harris, Arthur H.....	1921
Harris, Billy (Mgr.).....	1952-54
Harris, Eric.....	1972
Harris, Frank C.....	1901-02
Harris, Floyd M.....	1927
Harris, James N.....	1980-81-82
Harris, Jonathan C.....	1993-94-95-96
Harris, L. Peyton.....	1938-39
Harris, M. Antwan.....	1996-97-98-99
Harris, M.K.....	1910
Harris, Randall.....	1964-65-66
Harris, Stuart H. Jr.....	1951-52
Harris, Tim.....	2013-14-15-18
Harris, William H. Jr.....	1931-32-33
Harris, William K.....	1977
Harris, W. W.....	1912
Harrison, Christopher A.....	1991-92-94-95
Harrison, H. Preston.....	1951-52-53
Harrison, Jalen.....	2020
Harrison, M. Ponder.....	1980
Harrison, Robert E, Jr.....	1921
Harrison, Suderian.....	2023
Harrison, T.C.....	2019-20-21
Harriss, M.K.....	1909
Hartsoe, Noah.....	2023
Hart, Charles J.....	1964-65
Hartwell, Herbert R.....	1953-54-55
Harvey, F. (Mgr.).....	1951-52
Haser, James J.....	1964
Haskell, Charles C.....	1899-1900
Haskell, Sandford.....	1934-36
Haskins, Bobby.....	2018-19-20-21
Hathaway, Edwin J. (Mgr.).....	1920
Hawes, R. N. (Mgr.).....	1925
Hawkins, Ahmad R.....	1997-98-99-00
Hayes, J.J.....	1921
Hayman, Reuben R.....	1924
Haynes, Jason M. (Mgr.)	1985-86-87-88
Hayward, Sam.....	2016
Heald, Wister M.....	1903
Heath, Bryan W.....	1991-92-93-94
Heilman, Graham M.....	1937
Hedges, Halstead S.....	1890-91
Heidel, Charles F. (Service).....	1980
Heim, Joshua (Mgr.).....	2004-05-06
Helman, Gary E. (Capt.).....	1969-70-71
Henderson, Russell M.....	1975-76-77-78
Henry, Ra'Shaun.....	2020-21
Hepler, John D.....	1961-62-63
Herard, Dave.....	2022-23
Hess, David (Mgr.).....	1997-98-99
Hewitt, James S.....	1911

Heyward, Clinch.....	1968-70
Hickman, William K.....	1944-46-47-48
Hicks, Curtis N.....	1991-92-93-94
Hicks, George I., Jr.....	1892-93-94
Hicks, Preston W.....	1986-87-88
Hill, Braxton.....	1965-66-67
Hill, D.J.....	2011-12-13-14
Hill, Julien Harrison.....	1897
Hill, William M. (Capt.).....	1940-41-42
Hill, William (Capt.).....	2010-11-12
Hillebrand, H. T.....	1888
Hillman, D. Scott.....	1982-83-84-85
Hinkebein, Christopher.....	2009-10-11
Hitchcock, Bryan S.....	1982-83-84
Hitt, John Andrew.....	1974-75-76
Hoak, Harold G.....	1950-51-52
Hoback, William W.....	1937
Hobson, Alexis, C.....	1900-01
Hodge, John H.....	1939
Hodges, Jacob (Mgr.).....	2008-09
Hodges, Jacob.....	2010-11-12
Hodges, Thomas B.....	1963-64-65
Hoffarth, James D.....	1961-62
Hoffer, Stephen J.....	1954
Hoffman, Andrew.....	2002-03-04
Hoffheimer, Al G.....	1927
Hoge, Peyton H. III.....	1934-35
Hogg, Ben.....	2018-19
Holladay, Edwin W.....	1907-08-09-10
Holland, Howard A.....	1923-24-25
Holland, Kara (Mgr.).....	2002-03-04
Holland, Nathaniel L.....	1926
Hollier, Darnell L.....	1999
Hollins, Mike.....	2019, 2021-22-23
Holmes, Larry M.....	1990-91-93
Holoman, Bryan K.....	1978-79-80-81
Holz, John W.....	1944-45
Honaker, Samuel W.....	1906-07-08-10
Hopkins, Charlie.....	2015
Hoppe, W. Joseph.....	1966-67-68
Horn, James E.....	1986
Home, Raynard J.....	2008-09-10
Horsley, Shelton, III.....	1945
Horton, Jonathan.....	2022-23
Hoskey, DreQuan.....	2011-12-13-14
Hottowe, J. Daniel.....	1975-78
Houston, Augustus W., Jr.....	1902
Howell, Jimmy.....	2008-09-10-11
Hoxton, Archibald R.....	1895-96
Hrica, Leonard.....	1962-63-65
Hubbard, Garland Reid.....	1923
Huddleston, James W.....	1982-83-85
Hudson, Grant.....	1976-77-78-79
Huffman, Edward B. Jr.....	1978
Hughes, Connor.....	2002-03-04-05
Hull, George F.....	1903
Hummel, William T.....	1979-80
Hunt, Robert W.....	1996-97-98
Hunter, Reuben (Mgr.).....	2004-05-06
Hunton, Richard O.....	1959
Hurt, Robert H.....	1942
Hurst, Harry H.....	1981-82
Hushion, John B.....	1925-26-27
Husted, Michael J.....	1989-90-91-92
Hutter, Quintus.....	1925-26-27
Hylton, Vivian.....	1958
Hyson, James C.....	1979-80-81-82



I
 Inderlied, Mark.....1987-88
 Inman, Dontrelle J. 2007-08-09-10
 Isabelle, Yubrenal T. (Capt.) 1998-99-00
 Isaiah, Brandon..... 2002-03-04
 Izlar, Paul R. P. 1977



THOMAS JONES

Thomas Jones led the ACC in rushing in 1998 and 1999 and finished his career as UVA's all-time leading rusher with 3998 yards.

J
 Jackson, Alan K.....1974-75
 Jackson, B. Lowndes 1895
 Jackson, Jamaal K.....2005-06-07
Jackson, James.....2022-23
 Jackson, Nick (Capt.) 2019-20-21-22
 Jackson, Rashawn L. 2006-07-08-09
 Jackson, Ryan 1984-85-86-87
 Jackson, Yusef D. 1989-90-91
 James, Philip Randolph 1943
 Jamison, Robert Scott 1945
 Jana, Terrell (Capt.)..... 2017-18-19-20
 Jarrett, Drew2009-12
 Jarvis, Brandon 2009
 Jarvis, Carroll 1964-65-66
 Jarvis, Michael J.....1966-67
 Jefferson, Salvatore E. "Butch" ... 2001
 Jeffers, Patrick C. 1992-93-94-95
 Jeffries, Greg L..... 1989-90-91-92
 Jenkins, Charles R. 1954-55-56
 Jenkins, Derek A 1981-82-83
 Jenkins, Joseph..... 1973-74-75-76
 Jenkins, Nick (Capt.).....2008-09-10-11
 Jennings, Darius..... 2011-12-13-14
 Jett, Shelby M., Jr. 1911-12-13
 Johns, Edward A. (Mgr.)1992-93
 Johns, Matt..... 2013-14-15-16
 Johnson, Anthony(Capt.)2021-22
 Johnson, Cameron..... 2008-09-10-11
 Johnson, Christafer 2004
 Johnson, Clyde..... 1944
 Johnson, Donovan.....2022-23
 Johnson, Edward H. (Capt.) 1904-05-06
 Johnson, Henry C. 1980-81-82
 Johnson, Ira Branch (Capt.) 1902-03-04
 Johnson, James W..... 2000
 Johnson, Jestus2022-23

Johnson, Keeon 2013-14-15-16
 Johnson, Michael K. 2002-04-05-06
 Johnson, Moulton K. (Mgr.).....1893-94
 Johnson, Richard W. 1948-49-50
 Johnson, Sean 2004
 Johnson, Thomas G. (Capt.) 1932-33-34
 Johnson, Thomas N. P., Jr. 1939
 Johnson, Timothy M..... 1998
 Jones, A.C. 1891-92-93-94-95
 Jones, Alfred..... 1907
 Jones, Brereton.....1958-59
 Jones, Melvin "Skeet" (Capt.) 1992-93-94-95
 Jones, Doug..... 1972-73-74
 Jones, Fred1965-66
 Jones, Grover C., Jr..... 1946-47-48
 Jones, J. P.1910-11
 Jones, Jermese 1998-00-01
 Jones, Kendall T. (Mgr.)1985-86
 Jones, LaShawn D. 1997
 Jones, Perris 2019-20-21-22-23
 Jones, Perry (Capt.) 2009-10-11-12
 Jones, R. Walter, III 1939
 Jones, Terrell..... 2023
 Jones, Thomas Q. (Capt.)..... 1996-97-98-99
 Jones, VanDyke 1946-47-49
 Jordan, Henry W. (Capt.) 1954-55-56
 Jordan, Jean T. (Mgr.).... 1991-92-93-94
 Joseph, Dominique..... 2009-10-11
Josey, Noah.....2022-23
 Judd, Steve (Mgr.)..... 1971




RYAN KUEHL

Ryan Kuehl was a three-year starter at defensive tackle from 1992-94 and finished his career with 148 tackles and 11 quarterback sacks.

K
 Kamfjord, Jan 1959-60-61
 Kamminer, Glen A..... 1927-28-29
 Kane, Raymond J..... 1994
 Kanner, Landon (Mgr.).....2002-03
 Kanto, William Jr..... 1959-60-61
 Karczewski, Doug L. (Capt.).... 1994-1996-97
 Karelis, Andreas.....1996-97
 Karl, Sean2014-15
 Karriker, Steven W. 1982-83-85
 Kasonick, Bob1970-71
 Keeler, Matthew C. (Mgr.) 1996
 Keenan, Jack 2021
 Kegler, John Scott..... 1936
 Kehoe, Joseph G. 1960-61
 Keiningham, Charles L..... 1990-91-92
 Keith, Dustin M. 1999-00
 Kellam, Reed 2017-18-19

Kelly, Charles 1979
 Kelly, Martha (Mgr.).....2005-06
 Kelly, Michael E. 1995-96
 Kelly, Robert E. 1969
 Kelly Jr., Tavares..... 2018-19-20
 Kemp IV, Billy 2019-20-21-22
 Kemp, Stanley..... 1964-66-67
 Kennard, James C. 1945
 Kennedy, Tom (Capt.) 1970-71-72
 Kenney, John M. 1975
 Kern, Ernest J. 1949-50-51
 Kerney, Patrick M..... 1995-96-97-98
 Kerr, Brittany (Mgr.)..... 2008
 Kessler, Frank 1958
 Keto, Kevin1975-78
 Kettunen, Bill1970-71
 Keys, Raymond..... 1972-73-76
 Keys, Raymond II..... 2009-10-11
 Keys, William F. 1985-86-88-89
 Keyser, Jim 1955-56-57
 Khokhar, Zain 2018
 Kier, PK 2017-18-19
 Kihm, Ed..... 1968-69-70
 Kilfeather, Brendan J. ... 1991-92-93-94
 Kilgannon, Thomas O. (Capt.) 1982-83-84
 Killian, Paul J. 1990-91-92-93
 Kimball, Micah T. 2001-02
 Kimball, Robert S., Jr. 1929-30
 King, Andrew 2017
 King, Coen..... 2020-21-22-23
 King, William T., Jr. 1950-51-52
 Kingsolving, Arthur B. 1916
 Kirby, Charles E. 1994-95-96-97
 Kirby, Terry G. (Capt.) 1989-90-91-92
 Kirkeide, Kyle R. 1993
 Kirkland, Joseph T. 1944-45-46-47
 Kirtley, Todd M. (Capt.)..... 1979-80-81
 Kirven, John 2017
 Kiser, Micah (Capt.) 2014-15-16-17
 Kitchen, Brian L..... 1971
 Kite, Christopher M. 1987
 Kite, George L. 1904-05
 Klingensmith, Paul S..... 1965-66-67
 Kneeland, Ralph..... 1955-56-57
 Knight III, Jessie..... 2023
 Knoebel, Tim (Mgr.)..... 1999-00-01
 Knott, Kristin J. (Mgr.) 2001-02
 Knowles, Charles S. 1954
 Knowles, James E. 1952-53-54
 Knutson, Ben 2017
 Klein, Darren..... 2021
 Kobyra, Keith M..... 2001
 Koch, W. Cary.....2007-08
 Koeher, Henry 1959
 Kohler, Peter O. 1958
 Kollock, William G..... 1907
 Konstant, Anthony N. 2007
 Kopsidas, Vivi (Mgr.) 1982-83-84
 Kort, Ronald J. 1978-79-80
 Kotulak, Rick..... 1967-68-69
 Koutris, Nicholas 2013
 Kovack, Donald L. 1954-55-56
 Kowalkowski, Robert (Capt.)..... 1963-64-65
 Krebs, Tom 1963-64
 Krebs, W. Van 1966
 Kreick, Edward 1941-42
 Krichbaum, Mark E. 1991-92-93-94
 Krupp, Bert W. 1979-80-81
 Kuczynski, Dennis 1973-74-75-76
 Kuehl, Ryan P. 1991-92-93-94
 Kuhn, Carl R., Jr. (Capt.)..... 1960-61-62
 Kuldel, Clarence E. 1943

Kulp, Walter P 1990
 Kuyk, Kirk A. 1919
 Kuyk, F. Goodwyn..... 1919
 Kyle, Tayvonn 2023



LESTER LYLES

A three-year letterman at safety , Lester Lyles was a senior tri-captain on UVA's Peach Bowl championship team in 1984.

L
 Lacey, Jim 1969-70-71
 Lacika, Mike 1972-73
 Laffey, Thomas V., Jr. (Mgr.) 1934
 Lageman, Jeffrey D.(Capt.).....1986-87-88
 Lageman, Scott A. 1982-83-84-85
 Lahnstein, Katherine R. (Mgr.)..... 1995-96
 Laird, Edmond G..... 1924-25-26
 Lakin, Erwin J. 1941-42
 Lambert, Albert 1895
 Lambert, Greyson (Capt.) 2013-14
 LaMontagne, Noel (Capt.).....1997-98-99
 Lanahan, Billy 1972-74
 Land, J. Stanley..... 1971-72-73
 Landes, W.B..... 1911-12-13
 Lane, Brendan..... 2010
Lane Jr., Davis..... 2023
 LaNeve, Mark R..... 1977-78-79-80
 Lang, Oscar, Jr. 1895
 Lang, William F. 1960-61-62
 Lange, Parker M. 1998-00
 Lankford, Burnley 1899-1901
 Lankford, Menalcus 1904
 Lansman, Howard..... 1943
 Latimore, Darius..... 2015
 Launi, Charles A..... 1944
 Lauzon, Jermaine L 1999
 Lawe, Stephen 2013-14
 Lawrence, Kristina (Mgr.)..... 2005-06
 Lawson, Joshua G. 1998-99-00-01
 Lawson, Larson C..... 1955
 Lawyer, Nicholas C..... 1955
 League, Bill 1970-71
 Leigh, Stanley E. 1993
 Lee, Darius 2013-14
 Lee, Keith A. (Capt.) 1978-79-80-81
 Leech, Jonathan 2020-21-22
 Lemos, Caio (Mgr.) 2006-07
 Leonard, Riverson S 1988-89
 Leonard, William J. 1947-48
 Leone, Robert F. 1982
 Lesane, James E. 1949-50-51
 Lestyk, Randy..... 1969-70
 Levrone, Andre 2014-16-17

VIRGINIA

2024 UVA FOOTBALL

Lewis, Charles L.....	1922
Lewis, Howard V.....	1981-82-83
Lewis, J. Tyrone (Capt.)	1988-89-90-91
Lewis, Kevin E.....	1978
Lewis, Shawn A.....	1982-83-84-85
Lewis, Tyler.....	2014
Levy, Albert.....	1928-29
Leys, John Wesley (Capt.).....	1933-34-35
Lile, John C. (Mgr.).....	1912
Lilley, Christian E.....	1978-79
Lineburg, Wayne E.....	1995
Lindley, Eric M. (Mgr.).....	1993-94-95
Link, Matthew W.....	1996-97
Linkenauger, Jim.....	1976
Linn, John P.....	1960-61
Lipscomb, Andrew H. (Mgr.).....	1993-94-95
Lipsey, M. Jordan.....	2006-07
Livingston, Aidan.....	2022-23
Lloyd, John E.....	1898-99-1900
Locklin, Tom D.....	1994-95-96
Lockwood, Paul.....	1965-66-67
Lockwood, William T.....	1966-68-69
Logan, David (Mgr.).....	1957
Lohrey, Patrick.....	1974-75
London, Paul J.....	1992-93-94-95
Long, Christopher H. (Capt.).....	2004-05-06-07
Long, Langston.....	2022-23
Longey, Charles.....	1964
Lopez, Carlos L.....	1981
Loth, John E.....	1925
Lowe, Leslie (Mgr.).....	1985-86-87-88
Lucas, B.....	1889
Luck, Robert.....	2003
Luderman, John C.....	1980-81
Luke, William C. (Capt.).....	1926-27-28
Lum, Thomas C. (Mgr.).....	1994
Lundy, Wali (Capt.).....	2002-03-04-05
Luzar, Christopher M.....	1998-99-00-01
Luzar, W. Kase.....	2000-01-02-03
Lyle, Keith A. (Capt.).....	1990-91-92-93
Lyles, Lester E. (Capt.).....	1981-83-84
Lyles, Nathan J.....	2004-05-06-07



CHUCK MOOSER

Chuck Mooser lettered at flanker from 1968-70. He was also an excellent return man who led the team in punt returns in 1968 and '69.

M

MacConnell, John.....	1972
MacDonald, Alexander (Mgr.).....	1910
MacGregor, Malcolm (Capt.).....	1965-66-67
Mack, Jordan (Capt.).....	2016-17-18-19
Mack, Kameron.....	2011

Mack, Kirby J.....	1997
Mack, Tory.....	2009-10
Mackall, Charles M. (Capt.).....	1924-25-26
Mackay, Andrew.....	2015
Maddux, H. Cabell.....	1906
Maddux, H. Cabell, Jr.....	1936-37-38
Maghamez, John.....	2011
Mahanes, Ryan J. (Mgr.).....	2000-01-02
Maiden, William M.....	1912-13
Majkowski, Don.....	1984-85-86
Malani, Nusi.....	2021
Male, Evan J.....	1935-36-37
Mallory, Albert H.....	1899
Mallory, Richard K.....	1977
Mams, Carl, Jr. (Mgr.).....	1971-72
Martin, Myron C.....	1989-90
Manca, Maurizio.....	1986
Manka, Simon A.....	2006
Manly, Theodore A., Jr.....	1980
Mann, Raymond A.....	2000-01-02-03
Maphis, Samuel, Jr. (Capt.).....	1921-22-23-24
Marchbroda, Theodore J., Jr.....	1977-78-79
Marcus, Walter F., III.....	1977
Marie, James.....	1948
Mark, Joseph, J.C., Jr.....	1977-78
Markey, Justin.....	2004
Marko, William F., Jr.....	1961
Markos, Lance M. (Mgr.).....	1993
Marlow, John (Capt.).....	1959-60
Marrs, David.....	2013-14
Marshall, Brendan.....	2016
Marshall, C. Taylor.....	1949-50
Marshall, John Ashby.....	1941
Marshall, James M.....	1890
Marshall, R. E. Lee (Mgr.).....	1892
Martig, Louis (Capt.).....	1958-59-61
Martin, Harry S. (Capt.).....	1933-35-36
Martin, Kareem A.....	1992
Martin, W.....	1889
Martin, William A.....	1896-98
Martinez, Cristina (Mgr.).....	2006
Massey, Melvin.....	2003-04
Massie, Henry.....	1962-63
Massie, Joseph A.....	1892-93
Mason, Tavon E.....	1999-00-01
Mason, William N.....	1962-63
Matheson, Scott W.....	1982-83-84-85
Mathias, David (Mgr.).....	1983-84-85
Mathis, Jeremiah.....	2011-12
Matteo, Jackson (Capt.).....	2013-14-15-16
Mattes, Ronald A.....	1981-82-83-84
Mattioli, Keith.....	1986-87
Mattox, Vincent.....	1975-76-79
Mausteller, Myron B.....	1948-49
Maverick, William H. (Mgr.).....	1927
Maxwell, William L.....	1971-72-73
May, Joseph W.....	1953-54
Maybank, Dave (Mgr.).....	1951
Mayer, Eugene N. (Capt.).....	1912-13-14-15
Mayfield, Antonio L.....	1999
Mays, M. Rutherford, III.....	1979-80
McCabe, Kevin R.....	2006
McCall, Sean P.....	1978-79-80-82
McCarrick, Thomas E.....	1952
McCarron, Josh.....	2022
McCartin, Connor.....	2010-12
McCartin, Kyle.....	2010-11-12
McCartin, Thomas P.....	1936
McCary, Joseph E. (Capt.).....	1944-47-48
McClagherty, Harry (Capt.).....	1937-38-39-40
McClellan, Greg L. (Capt.).....	1990-91-92-93
McClure, Alan A.....	1979

McConnell, Felton.....	1920
McCoy, Thomas A.....	1922-23
McDaniel, Charles W. (Capt.).....	1982-83-84-85
McDaniel, Gregory (Capt.).....	1975-76
McDonald, Alexander (Mgr.).....	1911
McDonald, Geoffrey B.....	1985
McDonald, Jack.....	2014-15-16-17
McDonald, John P.....	1943
McDonald, Mikey.....	2018
McDonald, Trey.....	2023
McElroy B. (Mgr.).....	1953
McFalls, Patrick.....	1963-64
McFarland, Ric.....	1970-71
McGee, Jake.....	2011-12-13
McGill, C. P.....	1899
McGonnigal, J. Bruce.....	1987-88-89-90
McGovern, Terry.....	1972
McGowan, William B.....	1919
McGrail, Bob.....	1970-71
McGrail, Michael (Mgr.).....	2004-05-06
McGrath, Alexis W.....	1935
McGraw, Tom.....	1972-73-74
McGrew, Michael B.....	2001-02-04
McGugan, Michael A.....	1971-72
McInerney, Jake.....	1989-90
McIntyre, William T.....	1930
McKay, Robert W.....	1916
McKeag, Robert.....	1974
McKeever, Bernard F.....	2007
McKenzie, Ray D.....	1996
McKilican, Daniel B.....	1978-79-80
McKinney, Daniel (Mgr.).....	2008
McKiver, Samuel A.....	1994-95-96
McLaughlin, Lee M. (Capt.).....	1938-39-40
McLaughlin, Tucker M.....	1954-55-56
McLeod, Rodney (Capt.).....	2008-09-10-11
McMahon, Christopher C.....	1982-83-84
McMeans, Keith.....	1987-88-89-90
McMerns, E. (Mgr.).....	1913
McMullen, Billy (Capt.).....	1999-00-01-02
McNeal, Andre C.....	1995-96
McShane, James.....	1957-58
McSweeney, Patrick.....	1963
McWeeny, Colin T.....	1999-00
McWilliams, Dave.....	1967
McWilliams, Myron.....	1961-62-63
Meacham, Francklyn A. (Capt.).....	1888
Meade, Kendall L.....	1994
Meade, Robert.....	1973-74-75
Meador, John P.....	1944
Meadows, Owen C., Jr.....	1940-50-54
Medley, Darrell S.....	1993-94-95-96
Mehalick, Joseph (Capt.).....	1951-52-53
Meighen, James.....	1964-65
Mejia, A.J.....	2017-20
Mendez-Zfass, Zachary.....	2009
Menik, Ronald P.....	1956
Menzer, Edward H.....	1959-60-61
Merica, W. Chad (Mgr.).....	2005-06-07
Merrick, Nicholas A.....	1981-82-83-84
Merritt, L. Kent.....	1971-72-73
Merritt, Richard H. (Mgr.).....	1924
Mercogliano, Jennifer A. (Mgr.).....	1992
Mextorf, Kenneth R.....	1980
Meyer, Russell H.....	1975-76
Michaels, Kevin.....	1970-71-72
Michels, Richard.....	1944-47-48-49
Michie, Addenell H. (Capt.).....	1919-20-21
Middleton, James E.....	1939
Mifflin, Edward L., III.....	1945
Mihalik, Matt.....	2009-11-12
Mihota, Anthony.....	2010-11

Mikeska, Matthew J.....	1990-91-92-93
Miles, Connor.....	2010
Miles, Frederick B.....	1981-82
Miles-Redmond, Andre.....	2015-16
Milien, Max.....	2010-11
Miles, Kenneth O.....	1989-90-91-92
Millard, J. Kelly.....	1973
Miller, David S.....	1966
Miller, G. Brown.....	1888-89
Miller, E. Heath (Capt.).....	2002-03-04
Miller, James H.....	1945
Miller, Llewellyn (Mgr.).....	1926
Miller, Mark H.....	2002-03-04-05
Miller, Robert.....	1949-50-51
Milliken, Charles.....	1892
Milne, Alan R.....	1946-47-48
Minahan, Moe (Mgr.).....	1972-73
Minear, Chris.....	1986-87
Mines, Fontel A.....	2003-04-05-06
Mines, Stuart.....	1984-85-86
Minnifield, Chase O.....	2008-09-10-11
Minor, Philip Lee.....	1943
Minter, Albert.....	1950-51
Minton, Julius A., III.....	1968-69-70
Mirman, William S.....	1939-40-41
Misch, Grant.....	2019-20-21-22-23
Mitchell, Hayden.....	2019-20-21
Mizzell, Taquan.....	2013-14-15-16
Modlin, Charles.....	1952-53-54
Moeller, Trey.....	2002
Molinari, Larry.....	1963-64-65
Moncure, Eustace C.....	1936
Mongomer, Colin T.....	1934
Monk, Brian M. (Mgr.).....	1992
Montanez, Javier.....	1984-85
Montelus, John.....	2017
Montgomery, Eric (Mgr.).....	2006-07-08
Montgomery, George W., Jr.....	1900
Montgomery, Scott.....	1967
Monroe, Eugene C.....	2006-07-08
Moomaw, D. Clovis.....	1909
Moon, Tim.....	1976-77-78-79
Moon, Tracy, Jr.....	1975-76-78
Mooney, Caitlin (Mgr.).....	2006
Mooney, Michael.....	2013-14-15-16
Moore, Alexander W.....	1896
Moore, Baxter S.....	1901
Moore, Chris.....	2016-17-19
Moore, Claude.....	1914-15
Moore, G. W.....	1898
Moore, Herman J.....	1988-89-90
Moore, Keenan.....	1976-77
Moore, Kwontie.....	2012-14-15
Moore, Mike.....	2012-13-14-15
Moore, Shawn (Capt.).....	1987-88-89-90
Mooser, Charles E.....	1968-69-70
Moran, Henry A.....	1960-61-62
Morgan, James.....	1965-66
Morgan, Kevin A.....	1985-86-87-88
Morley, Ronald.....	1973
Morris, Benjamin.....	1895
Morris, Francis S.....	1974-75-76
Morris, Jerome D.....	1974-75-76-77
Morris, Nate.....	2023
Morris, Tim.....	1986-87-88-89



Morrison, James (Capt.).....1896-1897
 Morrison, Wayne..... 1979-80-81-82
 Morrow, Jeff 1976-77-78-79
 Morse, Mason H. 1938-39-40
 Morse, Steven B. 1981-82-83-84
 Moses, Morgan 2010-11-12-13
 Morton, Kenneth Roe.....1933-34
 Moschel, Frederick (Capt.).....1968-69
 Moser, Carl H., III 1957
 Mosley, Corey A. 2008-09-10-11
 Moss, Rodger..... 1987
 Moss, Steven..... 2017
 Moss, Timothy L. 1989-90
 Motley, Hunter C. (Capt.).... 1928-29-30
 Mott, Charles J..... 1947-48-50
 Moye, Juwan 2016-17
 Moyer, Fred M. 1952-53-54
 Mudd, Robert H..... 1894
 Muha, Jon A..... 1983-84-85
 Mullins, Gerard (Capt.)..... 1971-72-73
 Mullins, Michael D. 2000-01-02
 Mundy, Aaron A. 1990-91-92-93
 Munger, Eugene, Jr. 1933
 Munhall, Herbert N., Jr. 1941-42
 Muntz, John R. 1981-83-84
 Murden, Craig S. 1986-87
 Murden, Raymond L.....1939-40
 Murphy, M.H. 1909-10
 Murphy, Matthew, H. 1908-09
 Murphy, Terrence T. 1904-05
 Murray, Jack F. 1941-42
 Murray, Albert Quentin (Capt.)..... 1978-79-80
Muskett, Tony 2023
 Musselman, Brian S. (Capt.) 1978-79-80
 Myers, Douglas G. 1930-31
 Myers, Francis H. (Mgr.) 1968
 Myers, Joseph G. 1949-50
 Myers, Robert B. 1906-07
 Myers, Richard 1962-63-64



Randy Neal lettered from 1991-94 and served as a captain for the Cavaliers.

N

Nagy, Kent (Mgr.)..... 1998-99-00-01
 Nagy, Louis K. (Mgr.)..... 1995-96-97-98
 Nalle, Brodie C., Jr. 1897-99-1900
 Naponick, John..... 1965-66-67
 Neal, Randy P (Capt.).... 1991-92-93-94
 Neely, Robert L. 1992-93-94-95
 Neely, Sidney M. (Capt.)..... 1889
 Neff, George F. 1942-46-47
 Neff, John H. (Capt.)..... 1906-07-08
 Neff, John H., Jr. 1940-41
 Neidbala, Joseph.....1953-54

Neilson, Timothy (Mgr.) 1986-87-88
 Nelson, Bill (trainer).....1976-79
 Nelson, Brenton 2017-18-19-20
 Nelson, H. 1891
 Nelson, Ryan..... 2018-19-20-21
 Nelson, Stephen M..... 1975
 Nemeyer, Michael J..... 1980
 Nesbit, Harrison 1947-48-49-50
 Neustedter, LeRoy W. 1939-40-46
 Newby, Shernard C. 1999-00-01-02
 Newell, Joseph (Mgr.)..... 1951
 Newhall, Mike (Capt.).... 1976-77-78-79
 Newman, Campbell.....1919-20
 Newmyer, Armand..... 1943
 Newsome, Kenneth R. ... 1977-78-79-80
 Nicholson, Demetrious.....2011-12-13-15
 Niklason, Don D. 1940-41-42
 Nisi, John T. (Mgr.) 1995
 Nistad, Peter J. 1936-37-38
 Nixon, Mario 2015
 Norfleet, Paul J..... 1899
 Norfleet, Stan..... 2002
 Norton, E. Hope. 1892
 Norton, Jim 1963-64
 Nowocin, Joshua M. 1995
Nnanna, Ugonna..... 2023

O

Obasi, Ugo..... 2018, 21
 Oluwatimi, Olusegun 2019-20-21
 Ober, Delancey R. 1937
 O'Connor, Timothy P..... 1986-87-88-89
 Oden, Brian..... 2010-11
 Odenheimer, Freyhan 1929
 Odom, Frank 1943
 Oehmig, Daniel W..... 1941
 Ogletree, Kevin 2006-08
 O'Grince, Sylvester H..... 1938-39-40
 Olanrewaju, Sadiq..... 2013-14
 Old, William W., Jr. (Mgr.)..... 1895
 Olderman, Robert B. (Capt.)..... 1982-83-84
 Olsen, Christian (Capt.)..... 2004-06
 Omohundro, Buddy 1989-90-91
 Oppleman, Isadore P. 1920-21
 Orrick, Norwood..... 1930
 Osisek, Stephen F. 1948-49-50
 Outten, Harold..... 1955-56-57
 Owen, Bryan F. 1995-96-97
 Owens, Gregory R. 2000
 Ozdowski, Mike (Capt.) . 1973-74-75-76



Alvin Pearman lettered from 2001-04. Pearman's 223 rushing yards versus Duke in 2004 was the second most in UVA history.


P

Pace, Kobe..... 2023
 Paczkowski, Robert M..... 1966-67-68
 Page, Bobby (Mgr.)..... 1952
 Page, Boyd..... 1967-68-69
 Page, R. P., Jr. (Mgr.)..... 1889
 Palmer, George C., II 1939-40-41
 Palmer, Martin..... 1944
 Palmore, Edward "Bo" (Mgr.) .. 2006-07-08
 Palumbo, Joseph C. (Capt.) 1949-50-51
 Pankey, Hugh B. 1910
 Papit, John (Capt.) 1947-48-49-50
 Parcels, Douglas..... 1973-74-75
 Parham, Kayode B. "Kai" ... 2003-04-05
 Parker, Donald (Capt.) 1964-65-66
 Parker, Michael B. 2007-08-10
 Parks, Kevin (Capt.) 2011-12-13-14
 Parlow, Milton A..... 1941-42-45
 Parr, Zane 2009-10
 Parrish, Robert L. (Mgr.) 1898
 Parrish, William J..... 1919
 Parrish, William J..... 1944-45-46
 Parsons, W. Keith (Mgr.)..... 1996-97
 Parziale, Benjamin A. 2006
 Pasztor, Austin W..... 2008-09-10-11
 Pate, Bobby 1950-51-52
Patterson, Charlie..... 2023
 Patton, Tom..... 1967-68-69
 Paul, Gladimir..... 2018
 Paul, John 1904
 Paxton, William W. 1928-29
 Payne, Keith J. 2007-10
 Peace, Chris (Capt.)..... 2015-16-17-18
 Peacock, Jamari 2017-18-19
 Pearce, Horace..... 1943
 Pearce, Stanley D. 1897-98
 Pearman, Alvin 2001-02-03-04
 Pearson, Hunter 2021
 Pearson, James R., Jr. 1989-90
 Peerman, Cedric E. (Capt.).... 2005-06-07-08
 Peete, Rickie..... 1990-91
 Pendleton, Samuel T. 1926-27
 Pennel, Billy M. 1946-47
 Penton, John A. (Capt.) 1891-92
 Percy, Leroy D. (Mgr.) 1990
 Perkins, Bryce (Capt.) 2018-19
 Perkins, Rayotis 1984-85-86
 Perry, Bruce H. 1962-63
 Perry, D'Sean 2022
 Perry, Vergil E. 1945
 Pertile, Brandon 2017
 Petrilli, Benjamin A. 1954
 Petite, Maggie (Mgr.)..... 1983-84-85-86
 Pettine, Michael M..... 1986-87
 Petty, Howard C., Jr. 1983-84-85
 Peyton, Charles G. 1926
 Peyton, John Lewis 1929
 Pfabe, Samuel J. (Capt.) 1974-75-76-77
 Phelan, Stephen S., Jr. . 1994-95-96-97
 Phelps, Brandon 2011-12-13-14
 Phelps, Gary A. 1982-83
 Phillips, John..... 2004-05-06
 Phillips, John "Colter" ... 2009-10-11-12
 Phillips, John M. (Capt.).... 2005-06-07-08
 Phillips, Levit L. (Mgr.)..... 1914
 Phillips, Theodore 1925-26
 Phipps, Paul..... 1951-52-53-54
 Pickett, John 2011
 Pickett, William V. 1945
 Pierce, Kurt 1978-79-80
 Piker, Edward P., Jr. 1974
 Pillon, Charles G..... 1942

Pincavage, John (Capt.)..... 1963-64-65
 Pinder, John B. 1930-32
 Pinigis, Edwin J., III 2005
 Pinkerton, Bledsoe C. 1926-27-28
 Pittman, Malcolm J. 1981-82-83-85
 Plank, Park S. 1961
 Poates, Kenneth..... 1964-65-66
 Poque, Robert..... 1953-54-55
 Poindexter, Anthony (Capt.)..... 1995-96-97-98
 Polfelt, Erik A. B. 1979-80-81
 Poljan, Tony..... 2020
 Pollard, John B. 1902-03-04
 Polzer, Fred 1955-56-57
 Polzer, John (Capt.) 1953-54-55
 Pomper, Brian..... 2012
 Pond, John..... 2014-15
 Ponder, Johnny L. 1997-98
 Pope, Micajah 1893-94
 Pope, Monsanto (Capt.)..... 1998-99-00-01
 Popeck, Anthony..... 1965-66
 Popowski, Daniel H. 1981
 Porter, Doug..... 1984
 Poss, Charles E..... 1930-31-32
 Porter, Jeffrey H. (Mgr.) 1992-93-94
 Potter, Robert (Capt.)..... 1951-52-53
 Potter, Steve (Capt.)..... 1976-77-78-79
 Potts, Allen 1888
 Powell, Gregory W. 1992-93-95
 Powers, Jack 2016
 Powers, Stewart 1973-74-75-76
 Pratt, Darnell..... 2019
 Preston, Charles E. 1995
 Preston, Robert S., Jr. 1938-39
 Preston, William R. 1940-41
 Price, Lawson C..... 1893-94
 Pritchard, Karl C. 1902
 Pritchard, Leonard G..... 1988
 Probst, Mark 1965
 Proctor, RJ 2016-17-18
 Pruner, James F..... 1974-75
 Prusmack, Robert..... 1963-64-65
 Pugh, James C. 1952-53-54
 Purvis, Claude E..... 1933

Q

Quarles, Willard..... 1933-34
 Quayle, Frank J..... 1966-67-68
 Quigley, Matthew J. 1988-89-90-91
 Quillen, Ray 1951-52-53-54
 Quinn, Timothy J..... 1974-75-77
 Quiroga, Michelle (Mgr.) 2007-08



Ray Roberts combined exceptional athletic talent with intimidating size and strength to anchor the offensive line from 1988-91.

R

Rainey, Kelvin..... 2013-14-15-16
 Rainey, John.....1972-73
 Rainer, Jami'h R. 1996-97-98
 Rainer, Wali R. 1995-96-97-98
 Raines, Troy C. 1993
 Raley, Jeremy J. 1993-94-95-96
 Ralston, Jim..... 1967
 Ramsburg, Jess1893-94
 Ramsey, K. Wagner..... 1974-75-76
 Ramsey, Richard H. 2000
 Randle, Ulmo (Sonny) 1956-57-58
 Randolph, Angus C. 1907
 Randolph, Oscar..... 1903-05-06
 Randolph, Richard D. 1913
 Randolph, Robert 2009-10-11
 Raney, George Pettus, II 1924
 Rannigan, Bob (Capt.).....1967-68-69
 Rathburn, Kenneth C. 1939
 Rawlings, Josh2022-23
 Ray, J. V. (Capt.)1913-19
 Rayder, Shawn M.1979-82
 Rayman, Jared2022-23
 Raymond, Christopher..... 1974
 Rea, William J. 1942
 Reardon, John W. 1942
 Reaves, Darryl A.1981-82
 Redd, Vincent A., II2004-05
 Redmond, James S. 1989
 Redmond, Jordan2018, 21
 Redus, James B. 1911-12-13
 Reed, Joe 2016-17-18-19
 Reed, Samson 2021
 Reid, Albert.....2015-16
 Reid, Daniel L. 1993
 Reid, James J. 1990-91-92-93
 Reid, Paul (Capt.) 1968-69-70
 Reid, Thomas N. 1888
 Reinkensmeyer, Dillon... 2017-18-19-20
 Reiss, Cruther E. 2008
 Reiss, Lewis G. (Capt.) 1930-31-32
 Renfrow, Justin..... 2012
 Rennolds, John (Mgr.) 1948
 Reutlinger, Albert F.1936-37
 Reve, Paul1966-67-68
 Revis, Stuart H. 1944
 Reynolds, Donald D. (Capt.)1988-89-90-91
 Reynolds, E. Allen.....1956-58
 Reynolds, Ed R..... 1979-80-81-82
 Reynolds, James M.1924-25
 Reynolds, La'Roy (Capt.)....2009-10-11-12
 Rhett, Leigh C. 1942
 Rhodes, Adam..... 2004
 Rhodes, C.E. 1994-95
 Riccardi, Richard G. (Capt.) 1980-82-83
 Rice, Antonio J. (Capt.) 1982-83-84-86
 Riccio, Kevin M. 1980-81-82
 Rice, Maynard 1958
 Richards, William H. 1968
 Richardson, Clifton 2011
 Richmond, Robert (Mgr.) 1997-98-99
 Riddlebarger, Robert P 1990-91-92
 Ridgely, Nick 1964
 Riggan, Horace 1953
 Rinehart, Jack (Capt.) 1919-20-21
 Ripley, Troy A. 1983
 Ritchie, Robert 1950
 Rivers, David P. 1999
 Rivers, Mark 1984
 Roach, Melvin1951-52
 Robbins, Bruce..... 1964
 Robb, Davon J. 2006

Roberson, Deron K. (Mgr.)..... 1985-86-87-88
 Roberson, James O.1956-58
 Roberson, Rashad X.2000-01
 Roberts, John Allen1996-97
 Roberts, John B. 2007
 Roberts, R. Ray (Capt.) 1988-89-90-91
 Roberts, Rufus G.J. 1943-44-46
 Robertson, Eddie J.1994-95
 Robertson, Kathy L. (Mgr.)..... 1980
 Robertson, Merrill, Jr. 1999-00-01-02
 Robertson, Michael K. 2006
 Robertson, S. (Mgr.) 1906
 Robinson, James B. (Mgr.)..... 1989-90-91
 Robinson, Jason H. 1995
Robinson, Kam..... 2023
 Robinson, N. Kwakou.....2002-03-04-05
 Rocco, Michael..... 2011-12
 Rodgers, Eugene A. 1990-91
 Rodgers, Kevin (Mgr.).....1975-76
 Rodriguez, Jacob 2021
 Rogers, E. Paul 1966-67-68
 Rogol, James (Mgr.)..... 2005
 Rohr, Leo H.(Mgr.)..... 2000
 Rohrbough, Edward G..... 1931
 Romano, Carlo 1948
 Romero, Daquan 2011-12-13-14
 Rose, Daniel 1953
 Roseborough, Joseph A. ...1975-77-78
 Rotella, Frank A.1996-97
 Roth, George R. 1945
 Rother, Philip E.1938-39
 Roumel, Jonathan (Mgr.) 1997
 Routzahn, Evan R. (Capt.) 1998-99-00-01
 Rowe, Joseph..... 1993-94-95-96
 Rowley, Eldwood R. 1960-61-62
 Ruff, Klinton "Buddy" 2012
 Ruffin, Craige (Mgr.) 1923
 Rupp, Juddson L.1986-87
 Rush, Harold 1959
 Russell, Edward P. 1919-20
 Russell, Fred 1958
 Russell, James V. 1916
 Ryals, Trevor 1987-88-89-90
Ryan, Aidan..... 2023
 Ryczek, Daniel S. (Capt.).... 1968-69-70
 Ryczek, Paul (Capt.)..... 1971-72-73
 Rzempoluch, Ted C. 1960-61-62



SCOTT SECULES

Scott Secules led the ACC in passing and guided the Cavaliers to a 22-16 win over BYU in 1987 in his only year as the starting quarterback.

S

Sabornie, Edward J. 1971-72-73
 Sacco, Glenn 1959
 Sackett, Charles..... 1943
 Sackett, Henry M., Jr..... 1930-31-32
 Sadler, Rebekah E. (Mgr.)..... 1985
 Saft, Gary1968-69-70
 Sallenger, Abby.....1969-70
 Samec, Timothy M. 1989-90-91-92
 Sammis, Gordon R.2006-07
 Sanders, Darryl B.1998-00-01
 Sanford, James E. 1986-87-88
 Sanford, Mark P. 1977-79-80-81
Sanker, Jonas.....2021-22-23
 Santi, M. Thomas (capt.)2004-05-06-07
 Santoro, Ryan2016
 Sappington, Kenneth 1959
 Sargeant, James E. 1936-37-38
 Saurbeck, John G. 1939-40-41
 Satiu, Jairus..... 2019
 Satola, R. Brian.....1990-91
 Savage, Raymond (Capt.)1986-87-88-89
 Sawyer, Ryan A. 2000-01-02-03
 Schaub, Matthew R. (Capt.) 2001-02-03
 Schautz, Bill..... 2011-12
 Schelhorn, Carlton.....1952-53-54
 Schike, Steven R. 1966
 Schlegel, Nichols G. 1941
 Schlesinger, Erick M. 1940-41-42
 Schmidt, Aaron M. (Mgr.) 2001-02-03-04
 Schmidt, R. Brennan (Capt.).... 2002-03-04-05
 Schmidt, Louis W. 1937
 Schmidt, Pete W.1967-68-69
 Schrad, Jeffrey S. 2006
 Schrader, Joseph H., Jr. 1992
 Schreker, Paul F.1969-70
 Schroeder, Eugene W.1947-48-49-50
 Schubel, Heidi (Mgr.)..... 2007
 Schuchts, Wayne (Capt.) 1982-83
 Schuett, Drew 1976-77-78
 Schulte, Walter W. 1946-47-48-49
 Schwab, Bernard 1953
 Scott, Dennis 1970-71-72
 Scott, Donald E., Jr.1998-99
 Scott, Earl "E.J."2012-13
 Scott, Edwin R. 1986
 Scott, W. Grant..... 1979-80-81-82
 Scott, John N. 1974
 Scott, John T. (Mgr.)1994-95
 Scott, Michael..... 1958
 Scott, Norman..... 1950
 Scott, R. Taylor 1952
 Scott, Sean (Capt.)..... 1984-85-86-87
 Scott, Thomas C., Jr. 1950-51-52
 Scott, Walter F. (Mgr.).....1902-03
 Scott, Winfield W. 1945
 Seals, Alexander T. 1999-01-02
 Seals, George W., Jr.1998-99
 Seaver, Gregory (Mgr.) 2007
 Secules, Scott (Capt.)... 1984-85-86-87
 Seecombe, Alfred B.1933-34
 Seemuller, Donald L..... 1966
 Seibels, George G., Jr.1934-35
 Seiler, Lewis (Mgr.) 1963
 Seiler, Robert D. (Capt.) 1941-42-43
 Selfridge, Andy (Capt.) 1969-70-71
 Sempelles, George..... 1957
 Serino, Robert M.1966-67
 Sermonet, Stephen M.....1981-82
 Severin, Canaan (Capt.).. 2012-13-14-15
 Sewak, Michael M. 1978-79-80
 Sewell, Jameel A. F.2006-07-09

Shackelford, George S., Jr.1920-21
 Shannon, Jim 1968-69-70
 Sharretts, Edward P, Jr.1937-38
 Sharp, Chris..... 2016-17-18-19
 Sharper, H. Jamie 1993-94-95-96
 Shaw, Patrick J. (Mgr.)..... 1987-88-89-90
 Shaw, Ryan 2011
 Shawley, Steven R. 1971-72-73
 Sheets, Robert E. 1943
 Sheffer, Brayden 2023
 Shelly, P. Gregory 1966-67-68
 Shelton, Duane1957-58
 Shelton, Ken 1972-73-74
 Shendow, Irwin 1958
 Shepherd, Fred (Capt.).....1958-59
 Shepherd, Khalek..... 2011-12-13-14
 Sheppard, Dominic 2018
 Sherman, Timothy J. 1993-94-95-96
 Sherwood, Richard (Mgr.) 2006
 Shibley, William A. 1899
 Shields, John M.2008-09
 Shifflett, Alec 2017
 Shiflet, Ben (Mgr.)..... 1997-98-99-00
 Simpson, Shane..... 2020
 Shippy, Carlos R. 1991
 Shirley, Tyler2014-15
 Shirley, William D. (Mgr.) 1995
 Shivers, Johnny W. 1995-96-97-99
 Shoaf, Ralph W., Jr..... 1946-47-48-49
 Shoch, James R., III..... 1962
 Showalter, Louis R. 1952
 Shuman, Thomas1963-64
 Shumock, Bryan J..... 1977-78-79-80
 Sieg, Terry Y.1961-62
 Sierck, Alexander M. (Mgr.)..... 1961
 Sierocinski, Paul..... 1984-85-86-87
 Silas, E. Phillips 1973
 Silliman, Charles E. 1981
 Silvester, Michael J. 1971
 Similo, Ronald J. 1971
 Simmons, Devon T..... 1998-00-01
 Simmons, G. Hall 2008
 Simmons, Jahvoni 2017
 Simmons, Larry J.2000-01
 Simonds, Frank, Jr.1978-80
 Simpkins III, Will..... 2023
 Simpson, Mikell V.2007-08-09
 Sims, Dylan 2013-14-15-16
 Sims, Earl, Jr. 1998-00-01
 Sims, John.....1972-73
 Sims, J.S. 1895
 Sims, Phillip..... 2012
 Sinclair, William C. 1945-48-49-50
 Sinesky, Alphonse T. 1967-68-69
 Sintim, Clint K. (Capt.) 2005-06-07-08
 Sipe, William H. 1945
 Sippley, Frank P.1930-32
 Skrobacz, William "Billy"2012-13
 Slade, Christopher C. (Capt.)1989-90-91-92
 Slebonick, Patrick S.2008-09
 Sledd, James1964-65
 Slivinske, Alex, Jr. 1945
 Sloan, David 1973-74-75-76
 Sloan, John K. (Capt.)..... 1927-28-29
 Slocum, John K. 1992-93-94-95
 Small, Jason L.1998-99
 Smeraski, Michael G..... 1975
Smiley III, Ben.....2021-22-23
 Smith, B.C. 1912
 Smith, Bryan 2003
 Smith, Carl O. 1991-92-93-94
 Smith, Carl W.1949-50
 Smith, Darryl Q. 1979-80-82



Smith, Dave 1970
 Smith, Donnell M.(Capt.)..... 1935
 Smith, Edward W. (Capt.)..... 1974-76-77-78
 Smith, Eric 2013-14-15-16
 Smith, Heskin2018-19
 Smith, Joe1970-71
 Smith, Kurt 2002-03-04-05
 Smith, L. Tylee (Mgr.) 1990-91-92
 Smith, LaChaston 2015
 Smith, Mark A. (Mgr.) 1980
 Smith, Michael J.1988-89
 Smith, Ralph E. (Mgr.)..... 1981
 Smith, Stephen B., Jr. (Mgr.)..... 1963
 Smith, Timothy Jr. 2009-11-12-13
 Smith, V.H.....1889-90
 Smith, Walter C. 1937-38-39
 Smith, William E., Jr. (Capt.)1981-82-83
 Snead, Alvin L., Jr. 1989-90-91-92
 Snead, Willie Lee 1985
 Snelling, Jason..... 2002-04-05-06
 Snowden, Charles (Capt.)...2017-18-19-20
 Snyder, Bryan K. 1990
 Snyder, Jacob (Capt.) 2010-11-12-13
 Snyder, Matthew (Capt.)..... 2009-10-11
 Snyder, Rob..... 2018-19-20
 Somoskeoy, Victor H. 1896
 Southern, Anthony L. 1996-97-98-99
 Spady, George W. III "Mickey" ..1977-78
Sparks, Daniel2022-23
 Spaulding, Robert E..... 1934
 Sparr, Harold A. (Capt.)..... 1914-15-16
 Spates, William O.1902-03
 Spaziani, Joe..... 2016-17-18
 Speer, Ward H. 1943-44-45
Spell, Landon 2023
 Spinner, Bryson A.2000-01
 Sprague, C..... 1888
 Spruill, Timothy C. 1998-99-00
 Sroba, Joseph P. 1974-75-76
 Sroba, Stephen J..... 1971-72-73
 Stadlin, Kenneth P..... 1983-84-85
 Stallings, William D..... 1951-52-53
 Stanchak, Jason L..... 1991
 Stanley, Charles W. 1946-48-49
 Stanton, Forest Q.1909-10
 St. Clair, James W. 1930-31-32
 St. Clair, James W. 1954-55-56
 St. Clair, John B..... 1996-97-98-99
 Stair, Zachary S.....2006-08
 Stalker, C.J. 2016-17-18
 Stamenich, Ljubomir D.. 1998-99-00-01
 Stanley, George A., II..... 1999-00-01
 Starling, Demick.....2021-22
 Stearns, Christopher L. 1987-88-89-90
 Steckmesser, Edward R.....1941-47
 Steele, J. Gary (Capt.) .. 1989-90-91-92
Steen, Blake 2023
 Stejbach, Pete J. (Mgr.)1985-86
 Stephenson, W.C. 1926-27-28
 Sterba, Rick 1970
 Stetter, George..... 1964-65-66
 Stettinius, Joe (Mgr.) 1953-54-55
Stevens, Brian 2023
 Stevens, Brian K. 1983
 Stevens, Henry E.1931-32
 Stevens, Michael M. 1960-62
 Steward, John A. 1920
 Stewart, Hunter.....2020-21
 Stidham, Justin (Mgr.).....2007-08
 Still, Leroy1971-72
 Stillwell, Richard N. 1915
 Stocker, Jesse J. 1933
 Stolz, Caleb 2023

Stone, Bill 1967
 Stone, Edgar E.1891-92
 Stone, Lindell2020
 Stone, Luke (Mgr.) 2003-04-05
 Stone, Matthew 2004
 Strath, Robert J., Jr. 1996
 Strenski, John E. (Mgr.) 1989-90-91
 Strempek, Henry M. (Capt.)..... 1952-53-54
 Stuart, William A. 1915
 Stuetzer, Thomas S. N. 1942
 Stukes, C. Dwayne L. 1996-97-98-99
 Stupar, Jonathan D. 2005-06-07
 Sturgeon, Gregory 1967
 Suhling, William G. 1940-41
 Sullivan, Dave 1970-71-72
 Sullivan, David M. 1979-80-81-82
 Sullivan, Gilbert J.1945-46
 Summersgill, Harry T. (Capt.) ..1898-99
 Sutphin, Wayne S. 1991
 Sutt, Michael C.1968-70
 Swan, Russell S. 1982-83-84-85
 Swank, John C., Jr. 1938
 Swanson, Zachary 2011-12-13-14
 Sweeney, David L 1990-91
 Sweeney, Robert M. 1980-81-83-84
 Switalski, Richard 1973-74-75-76
 Swoboda, Ryan 2018-19-20-21
 Sykes, Kenneth (Mgr.) 2008
 Symington, William W.1927-28
 Szymanski, Paul 1984

T

Taliaferro, Aaron2010-11
 Tandrich, Diane M. (Mgr.) 1987-88-89-90
 Tamulonis, Paul G.1974-75
 Tarpley, Brendin (Mgr.) 1991
 Tata, Bob 1950-51-52
 Taulapapa, Wayne 2018-19-20-21
 Tayloe, Floyd B. 1946-47-48
 Taylor, Dillon W. 1996-97-98
 Taylor, Gregory O. 1977-78-79-81
 Taylor, George R. 1927-28-29
 Taylor, Howard J., III 1982
 Taylor, J. Saunders. 1894
 Taylor, Joseph 1975
 Taylor, Logan 2022
 Taylor, Noah 2018-19-20-21
 Taylor, R.E. Lee 1899
 Taylor, Shannon A. 1996-97-99
 Taylor, Walter H. (Mgr.)..... 1890
 Templeton, John L. 1898
 Tenuta, Jonathan G. 1978-79-80
 Teunis, B. Scott 1956-57
 Terrell, Dominique 2011-12-13
 Terrell, Matt 2016
 Terry, Gregory L. 1995
 Terry, Lance D. 1988
 Teter, Zachary..... 2022
 Tetlow, Eric..... 2013
 Theiling, James S.1977-78
 Thesmar, Fred H. 1922-23-24
 Thomas, Arthur A. 2000-01-02-03
 Thomas, Bruce L. 1966
 Thomas, Emory 1959-60-61
 Thomas, John L. (Capt.) 1946-47-48-49
 Thomas, Mason 2012-14-15
 Thomas, Phil 1986-87-88-89
 Thomas, Richard S. (Capt.) 1891-92
 Thomas, Thomas N.1968-69
 Thomas, William T. (Capt.) 1929-30-31
 Thompson, Dylan..... 2018
 Thompson, Jerome 1988
 Thompson, Jonathan2003-04

Thompson, Keytaon 2020-21-22
 Thompson, Marshall D. (Mgr.).. 1989-90
 Thompson, William V., III ... 1997-98-99
 Thompson, Sean O. 1991-92
 Thomson, Douglas K. 1961
 Thornbury, Craig A. 1986-87
 Thornhill, Juan..... 2015-16-17-18
 Thornton, A. Leslie (Mgr.) 1948
 Thornton, Eric..... 2011
 Thorpe, T.J. 2015
 Thraves, Oscar R. 1909
 Thurman, Albert L. 1890
 Thurman, Allen G.1915-16
 Thweatt, Byron D. (Capt) 1997-98-99-00
 Tilton, John G. 1891
 Timperio, Anthony 1973
 Tinsley, Wilson 1955
 Tippet, R.E. 1915
 Todd, David 1937
 Todd, Thomas H. (Capt.)..... 1910-11-12
 Todd, Turnley (Capt.) 1960-62-63
 Toland, Patrick D..... 1985-86-87
 Toliver, Elton J. 1985-87-88-89
 Toliver, Gene O. 1990-91-92
 Tomlin, Brian K. 1978-79-81-82
 Tomlin, Jeffrey D. 1990-91-92
 Tomlin, Terrence L. 1989-90-91-92
 Tompkins, Christopher R.1930-32
 Toney, Rob 1989
 Torchia, Joseph D. 2007-08-09-10
 Torok, Ted (Capt.) 1962-63-64
 Towles, Thomas E..... 1910
 Toye, Vincent R..... 1983-84-85
 Trainor, Fred 1959-60
 Trant, Cameron S. (Mgr.) 1996-97-98-99
 Trell, Leonard (Capt.) 1934-35-36
 Trent, Ben2018-19
 Trentham, Hal.....1969-70
 Troger, Daniel C 1991
 Troup, Bill 1970
 Trucilla, James 2016
 Tucker, Beverly R., Jr. 1937
 Tucker, Floyd 1955
 Tucker, Weir M.1934-35
 Tufty, Harold G. 1943
 Tureman, Shawn I. (Mgr.) 1993
 Turnbull, Knox 1936
 Turner, Chris..... 1972
 Turner, Curtis 1984-85-86
 Turner, Dave 1968-69-70
 Turner, Howard R. 1927-28-29
 Turner, Joseph L. 1974-75-76-77
 Turner, Kevin A. 1982
 Turner, Mebane H. 1950-51-52
 Turner, Richard1928-29
 Tutwiler, E.M. 1901
Twitty, Dakota 2023
 Tyler, Delano L..... 1986-87
 Tyler, H.W. 1926
 Tyler, Robert H. (Mgr.)..... 1990-91
 Tysinger, William L., Jr. 1945

U

Uihlein, Henry H. 1942
 Ulehla, Tony R. 1959-60-61
 Urban, Brent 2011-12-13
 Urch, Scott E.1985-86
 Urie, Braedon..... 2017
 Urmston, Thomas H..... 1927

V

Vale, Donald D. 1974
 Valles, Max 2013-14
 Van Kuiken, Aaron2009-11
 Vanderbeek, Keith1984-85
 Varner, Harry 1910
 Varner, John (Mgr.)..... 1967
 Vaughan, Patrick.....1963-64
 Vaughan, William W.1906-07
 Verica, Marc C..... 2008-09-10
 Viar, Thomas L. 1971
 Viars, Theodore J. 1955
 Vigorito, Thomas J. (Capt.) 1977-78-79-80
 Voliva, William 1974
 Voss, Andrew 1979
 Vozenilek, Alec (Capt.)..... 2012-13-14

W

Wagenknight, William J., Jr..... 1916
 Wager, Eugene E., Jr.....1931-32
 Wahee, Wilfred 2014-15-16
 Waidner, Harry F., III 1952
 Wakeham, Frank (Mgr.)..... 1986
 Walchack, Ron R. 1975-76
 Walcott, Ausar 2009-10-11-12
 Waldron, Caroline (Mgr.) 1983-84-85
 Waldron, James H. 1943
 Waldrop, John B.1939-40
 Waldrop, Louis S. 1943
 Walker, Bradley1900-01
 Walker, Coleman C..... 1923
 Walker, Divante 2013-14-15
 Walker, James H., III (Capt.).....1944-45
 Walker, Jeffrey A. 1981-82-83-85
 Walker, John 1972-73-74
 Walker, Justin 2002
Walker, Dre 2023
 Walker, Knox P..... 1914
 Walker, Quentin 1979-80-82-83
 Walker, Rijo (Capt.) 2010-11-12-13
 Walker Jr., Ronnie 2021
 Wall, Harry 1903
 Wallace, Devin..... 2010
 Wallace, Gustavius B.1896-97
 Wallace, Jason K. 1988-89-90
 Wallace, John M. 1974-75-76
 Wallace, Robert "Cody" 2012-13-14
 Wallenger, Bruce (Mgr.)1966-67
 Walp, Paul K..... 1922-23-24-25
 Walsh, Ferdinand C..... 1898
 Walsh, William D. 1947-48-49
 Walter, F.J. 1912
 Walton, Dan G..... 1971
 Wanner, Donald G.1942-43
 Waples, Joseph B., Jr. 1905
 Ward, James C. 1914-15-16
 Ward, Jonathan M..... 2001
 Ward, Samuel C.1921-22
 Ward, William L. 1947
 Wardlaw, Michael J.1992-94
 Ware, David L., Jr. 1989-90-91-92
 Warren, Christopher C..... 1985-86
 Warren, Marshall (Mgr.)..... 1957
 Warren, William Rice1904-05
 Warren, W. R. 1914-15
 Warthen, Benjamin (Mgr.) 1964
 Warthen, Harry (Mgr.)..... 1960
 Washington, Jerrrod (Capt.) 1990-91-92-93
 Washington, Malik 2023
 Washington, Marcus A.1990-91
 Washington, Patrick (Capt.) ... 1997-98-99-00
 Wass, John (Mgr.) 2002-03-04

Waters, H. Dorsey (Capt.).....1901-02
 Watford, David..... 2011-13-14
 Watkins, T. Frank1902-03
 Way, Charles C. (Capt.) . 1991-92-93-94
 Weaver, James M.1923-24
 Weaver, R. M.....1924-25
 Webb, Jim 1976
 Weeks, Marquis C. 2001-02-03-04
 Weeks, Wes 2021
 Weeks, Williams R., II (Capt.)..... 1935-36-37
 Weems, Wharton E. (Mgr.)..... 1911
 Weest, Harry B..... 1895
 Weigand, Ryan P.....2006-07
 Weir, Robert C. (Capt.) .. 1947-48-49-50
 Wellford, Landon C. 1907
 Wellford, J.H..... 1911
 Wentz, Wade 1962
 West, George F..... 1941
 Westcott, Thomas Adam 1999
 Westfall, Sam..... 2023
 Whalen, Lawrence F. 1929
 Whelan, Wayne..... 1958
 Whitaker, J. Waverley 1889
 Whitaker, Patrick W. 1957
 White, Adam (Mgr.) 2006
 White, Bryan C. 2001-02-03-05
 White, Charles C. 1916
 White, Evans Christopher, III 1996
 White, Joseph 2019-20-21
 White, Joseph P..... 1957
 White, James L., Jr..... 1913-14-15-16
 White, James L., III 1939-40-41
 White, Kaylee (Mgr.)..... 2002-03-04-05
 White, T.N., Jr. (Mgr.) 1945
 White, Todd H. (Capt.)... 1993-94-95-96
 Whitehead, Gordon B..... 1979-81-82
 Whitelaw, Landum P..... 1949
 Whitley, Reece M. (Capt.) ... 1956-57-58
 Whitmire, Jeremiah..... 2012-13-15
 Wicks, Dontayvion 2019, 21-22
 Wicks, Jim (Capt.)..... 1974-75-76
 Wiley, Mark E. 1982-83-84
 Wilkin, Mathew C..... 1933-34-35
 Wilkins, Donte (Capt.)... 2013-14-15-16
 Wilkins, Terrence O. 1995-96-97-98
 Willcox, Charles..... 1888
 Willett, Kirk A. 1995-96-97
 Willett, W. Roscoe, Jr. 1938-39
 Willey, Michael V. (Mgr.)..... 1996-97-98-99
 Williams, Alan C. 1975
 Williams, Ben (Mgr.)..... 1998-99-00-01
 Williams, Bill (Capt.).....1970-71
 Williams, Charles Robert..... 1901
 Williams, Christopher E. 1999-01-02
 Williams, Dena 1999
 Williams, Deyon (Capt.) 2003-04-05-06
 Williams, Joe L., Jr. 1994-95-96-97
 Williams, Julius D. 1995-96-97
 Williams, Lewis C. (Mgr.) 1896
 Williams, Michael L..... 1989
 Williams, Robert.....1957-58
 Williams, S. Clay.....1906-07
 Williams, William A. (Mgr.)..... 1915
 Williams, Willis E., Jr.1960-61
 Willis, Benjamin C. 1899
 Willis, Symmion R.1993-94
 Willits, Jim 1967-68-69
 Wills, Davis B. (Mgr.)..... 1900
 Wilson, D.C. 1912-16-17
 Wilson, John B. 1889
 Wilson, Johnnie L 1988-89-90
Wilson, JR2022-23
 Wilson, Lowndes (Mgr.)..... 1965

Wilson, Maitland A.....1922-23
 Wilson, Marcus 1987-88-89
 Wilson, Richard T., III (Mgr.) 1962
 Wiltsee, Erich W. 1995
 Winborne, Jamaine L. 2001-02-03
 Windle, Steele B., III 1977
 Windle, Tucker..... 2009-10-11-12
 Winget, Jim..... 1963-64-65
 Wingo-Reeves, Connor 2013-14-16
 Winokur, Herbert Sr.....1938-39
 Winston, James O..... 1923
 Wise, H.A. II (Mgr.)..... 1958
 Wise, Jennings Cropper.....1908-09
 Wise, Sandy (Mgr.)..... 1957
Witmer, Jack 2023
 Witt, Samuel Brown1920-21
 Wolf, Craig K. 1982
 Womack, Antwoine (Capt.)..... 1998-00-01
 Womack, John T., III 2008-09-10
 Wood, Bruce W..... 1943-44-46
 Wood, Davis J. 1919
 Wood, Douglas 1963-64
 Wood, Joseph M. (Capt.)..... 1910-11-12-14
 Wood, Larry1965-66
 Wood, Oscar E., III (Mgr.) 1991-92-93
Wood, Eli 2024
Wood, Sackett2021-22-23
 Wood, Smyth..... 1959
 Woodburn, Cynthia (Mgr.) 1986-87-88-89
 Woods, Brandon C..... 2006-08-09
 Woods, Henry M. Jr. 1906
 Woods, Jelani..... 2021
 Woods, Matthew R. 1987-88-89
 Woods, Reginald D.1980-81
 Woods, Samuel B., Jr. (Mgr.) 1907
 Woodson, Jared S. 1999-00-01
 Woody, Gordon (Mgr.) 1952
 Woolfolk, Pichegru1912-13
 Word, Barry D..... 1983-84-85
 Word, Corwin B..... 1978-80-81
 Word, Kenneth E..... 1980-81-82
 Word, Landan..... 2016
 Word, William E., Jr. 1915
 Wright, Michelle A. (Mgr.) 1985
 Wright, Steven.....2016-17
 Wright, William M. 1947-48-49
 Wykoff, Barnie 1943
 Wyncoop, Dave..... 1967-68-69

Y


Yancey, Kemper W. (Capt.)..... 1907-08-09
 Yarbrough, A. Nelson1956-57
 Yarbrough, Zachary..... 2001-02-03-04
 Yavinsky, Andrew 2020
 Yavinsky, Marc T. 1991
 Yewisiak, Paul 1965-66-67
 Yoder, Brent 1985
 Young, James M..... 1952
 Young, William R., Jr..... 1953
 Young, M. (Mgr.) 1889
 Yurechko, Douglas A. (Mgr.) 1995-96

Z

Zaccheaus, Olamide (Capt.) .2015-16-17-18
 Zamperini, Mark E. 1977
 Zandier, Zane 2017-18-19-20
 Zellem, Edward B..... 1983
 Zellers, Tom 1967
 Zensen, Roger..... 1959
 Zidenberg, Joshua S. 2005-06-07
 Ziegler, Paul E. 1971
 Zimmer, Craig W. 1985-86-88
 Zimmer, William L, III.....1933-34
 Zimmerlink, Geno 1981-83-84-85
 Zimmerman, Ric 1966-67-68
 Zinn, George 1903
 Zmudzin, Anthony (Capt.)1973-74
 Zollar, Justin2018-19
 Zundel, Dwight W.....1920-21



CAVALIER MAJOR AWARD WINNERS



BILL DUDLEY

Maxwell Award

- 1941 Maxwell Award as the country's outstanding player
- Consensus All-American as a 19-year old senior
 - Led nation in scoring (134 points), touchdowns (18) and all-purpose yards (1674)
 - Second nationally in rushing (968) and total offense (1824), and fourth in punt returns (481 yards)



HEATH MILLER

Mackey Award


- 2004 Mackey Award as the nation's outstanding tight end
- Unanimous first-team All-American as a junior
 - Caught 41 passes for 541 yards and five touchdowns
 - Tremendous blocker who helped UVA lead the ACC in rushing and total offense



CHRIS LONG

Ted Hendricks Award

- 2007 Hendricks Award as the best defensive end in the country
- Unanimous first-team All-American
 - Third in the country with 14 sacks and 14th in tackles for loss
 - Led the team with 23 quarterback pressures and nine pass break-ups



GEORGE WELSH

Bobby Dodd National Coach of the Year

- 1991 Bobby Dodd Coach of the Year Award
- Directed a young squad that had to replace 15 starters from the previous season to an 8-3-1 record
 - Team was unbeaten in last eight games of regular season to earn Gator Bowl bid
 - Virginia led the ACC in scoring offense and scoring defense



JOE REED

Jet Award Award

- 2019 Jet Award as return specialist in the country
- First-team All-American by Walter Camp, FWAA, CBS and Phi Steele as a kick returner
 - No. 1 in the nation in kick return average with a 33.2 yard per return average
 - Only player in the nation with 2,700+ career return yards and a career return average of 28+ yards per return

UVA AND THE HEISMAN TROPHY

Year	Name	Place in Voting
1941	Bill Dudley	Fifth
1990	Shawn Moore	Fourth
1990	Herman Moore	Sixth
1999	Thomas Jones	Eighth
2007	Chris Long	10th



CAVALIER MAJOR AWARD WINNERS



Comeback Player of the Year

2023 College Sports Communicators Comeback Player of the Year



Courage Award

2023 Capital One Orange Bowl-FWAA Courage Award



Collegiate Man of the Year

2023 Jason Witten Collegiate Man of the Year

On November 13, 2022, running back Mike Hollins suffered two gunshot wounds to the back during a shooting that happened on a charter bus that was returning a group of Virginia students from a field trip to Washington, D.C. When gunshots were fired in the back of the bus – killing three of Hollins’ UVA teammates – he fled the bus but made the decision to return to assist his teammates and other students on the bus. He was confronted by the shooter near the front of the bus and shot in the back while attempting to leave the bus. Hollins managed to flee to a nearby parking garage, but fearing he may not be found there when aid workers arrived, went back to the bus area to await responders. Despite being involved in a horrendous shooting that also injured another UVA student, Hollins vowed to return to his team and play his final season at Virginia.

Admitted to the hospital in critical condition on November 13, 2022, after being shot twice in the back in which the bullets narrowly missed his spine and created numerous injuries to his abdominal organs. He underwent two surgeries over the next few days to address those injuries and spent a week in the intensive care unit. His recovery required a period of eight weeks of inactivity to allow for healing. He returned to limited physical activity in mid-January, with the goals of increasing his fitness and regaining core stability. Hollins was able to participate in 2023 spring football on a limited basis and returned to unrestricted activity during summer conditioning.

Hollins has returned after his recovery to play in 11 of 12 games this season for the Cavaliers. As part of a three-man rotation at running back this year, he has recorded 80 carries for 274 yards and a team-high seven touchdowns on the ground. He also has 10 receptions for 34 yards and one touchdown catch. Throughout the season, Hollins has served as UVA’s primary third-down back for short yardage and also for pass protection packages.



RETIRED NUMBERS

Six Virginia players have had their uniform numbers retired and those numbers will not be worn again. Those numbers honor the most decorated players in the program's history, including Jim Dombrowski (73), Bill Dudley (35), Gene Edmonds (97), Shawn Moore (12), Joe Palumbo (48) and Frank Quayle (24).

12

Shawn Moore Martinsville, Va.

Shawn Moore (1988-90) quarterbacked UVA to two New Year's Day Bowl appearances and a share of the school's first-ever ACC championship. Virginia's all-time passing and total offense leader set over 30 combined NCAA, conference and school records. He led Virginia to the USF&G Sugar Bowl as well as a No. 1 ranking in the nation (Associated Press) for three consecutive weeks. Moore became the first ACC quarterback to lead the nation in passing efficiency (160.7) in 1990 while completing 144 of 241 passes for 2,262 yards and 21 touchdowns. Moore finished fourth in balloting for the 1990 Heisman Trophy. As a senior he was a first-team All-American and ACC Player of the Year.



24

Frank Quayle Garden City, N.Y.

Frank Quayle established himself as Virginia's most versatile performer since the days of "Bullet" Bill Dudley. In addition to his career rushing total of 2,695 yards, the tailback caught 83 passes for 1,145 yards. He was named ACC Player of the Year and the conference's overall Athlete of the Year in 1968 after rushing 175 times for 1,213 yards and catching 30 passes for 426 yards. During his three seasons in the Cavalier backfield (1966-68), Virginia went 16-14, including a 7-3 mark in 1968.

35

Bill Dudley Bluefield, Va.

As a 19-year-old senior in 1941, "Bullet" Bill Dudley led Virginia to a sparkling 8-1 record and had a hand in 206 of the 279 points that the Cavaliers scored. A great runner, passer, kicker and defensive player, he led the nation that year in points scored (134) and finished second nationally in total offense (1,824 yards). A member of the National Football Foundation's College Football Hall of Fame and the Pro Football Hall of Fame, Dudley became the first Cavalier to have his number retired. He earned All-America honors at halfback in 1941 and finished fifth in the 1941 Heisman balloting. He was selected by the Pittsburgh Steelers in 1942 as the NFL's number-one draft choice.



48

Joe Palumbo Beaver, Pa.

During Joe Palumbo's three varsity seasons (1949-51), Virginia posted a 23-5 mark and recorded seven shutouts. He was a first-team All-America selection that season. He was a three-time All-State selection. In 1951, Palumbo received the Outstanding Defensive Lineman Award from the Touchdown Club of Washington, D.C., was named the state of Virginia's Athlete of the Year, and participated in the Blue-Gray All-Star Game. Palumbo was inducted into the National Football Foundation and College Football Hall of Fame in August of 1999.

73

Jim Dombrowski Williamsville, N.Y.

Jim Dombrowski anchored Virginia's offensive line for four straight seasons (1982-85) and finished his career as UVA's first-ever unanimous All-American. The two-time winner of the Jacobs Blocking Trophy as the ACC's best blocker, he helped lead UVA to three straight winning seasons and a 27-24 victory over Purdue in the 1984 Peach Bowl. He received All-America honors following Virginia's 6-5 season in 1985. Dombrowski also went on to a successful NFL career. He was selected for induction into the College Football Hall of Fame in 2008.



97

Gene Edmonds Hampton, Va.

Gene Edmonds was a halfback on winning Cavalier teams in 1948 and 1949. He was killed in a tragic automobile accident near Scott Stadium on Nov. 20, 1949, hours after scoring Virginia's second touchdown in a 28-14 loss to Tulane. Edmonds' jersey number (97) was retired as a memorial by Cavalier head coach Art Guepe and UVA Athletic Director Norton Pritchett.

RETIRED JERSEYS

Jersey retirement honors Virginia players who have significantly impacted the program. Individuals recognized in this way will have their jerseys retired, but their number will remain active.

- 1 Lavel Davis
- 3 Anthony Poindexter
- 6 Thomas Jones
- 7 Matt Schaub
- 10 Will Brice
- 12 Bob Davis
- 14 Matt Blundin
- 15 Devin Chandler
- 19 Ronde Barber
- 21 Tiki Barber
- 34 Jim Bakhtiar
- 41 D'Sean Perry
- 42 Terry Kirby
- 50 John St. Clair
- 56 Ray Savage
- 58 Patrick Kerney
- 61 Elton Brown
- 65 Tom Scott
- 66 D'Brickshaw Ferguson
- 66 Mark Dixon
- 72 Ray Roberts
- 77 Noel LaMontagne
- 85 Chris Slade
- 87 Herman Moore
- 87 John Papit
- 89 Heath Miller
- 91 Chris Long



In a touching pregame ceremony in the 2023 home opener against JMU, UVA honored Lavel Davis Jr., Devin Chandler and D'Sean Perry who were shot and killed Nov. 13, 2022 after returning to Grounds from a class field trip. Plaques commemorating each of them were added to the Legends Walk under the pergola at the north end of the stadium, and their jersey numbers—1 for Davis, 15 for Chandler and 41 for Perry—were emblazoned at the south end. Representatives of the families were on the field for the ceremony.

To honor Davis, Chandler and Perry the No. 1, No. 15, and No. 41 jerseys will all feature a legacy patch. Each year the coaching staff will seek input from the families of Davis, Chandler and Perry about who wears Nos. 1, 15 and 41.





Tiki Barber was the offensive and overall MVP of the ACC in 1996.

ACC HONORS

ACC Champions

- 1989 – Co-Champions (w/Duke)
- 1995 – Co-Champions (w/Florida State)

ACC Division Champions

- 2019 – Coastal Division Champions

ACC Player of the Year

- 1966 – Bob Davis, QB
- 1968 – Frank Quayle, TB
- 1984 – Barry Word, TB
- 1989 – Shawn Moore, QB (UPI Offensive MVP)
- 1990 – Shawn Moore, QB
- 1991 – Matt Blundin, QB
- 1996 – Tiki Barber, TB (Offensive MVP, Overall MVP)
- 1998 – Anthony Poindexter (Defensive MVP)
- 2002 – Matt Schaub (Offensive MVP, Overall MVP)
- 2007 – Chris Long (Defensive MVP)

ACC Coach of the Year

- 1961 – Bill Elias
- 1968 – George Blackburn
- 1983 – George Welsh
- 1984 – George Welsh
- 1989 – George Welsh (UPI)
- 1991 – George Welsh
- 1995 – George Welsh
- 2002 – Al Groh
- 2007 – Al Groh
- 2011 – Mike London

ACC Rookie of the Year

- 1984 – John Ford, WR
- 1994 – Ronde Barber, DB

ACC Defensive Rookie of the Year

- 2014 – Quin Blanding, S (Began with 2007 season)
- 2017 – Brenton Nelson, S

ACC Coaches Defensive Rookie of the Year

- 2014 – Quin Blanding, S (existed from 2012-16)

Jacobs Blocking Trophy

The Jacobs Blocking Trophy is awarded annually by William and Hugh Jacobs of Clinton, S.C., to the player voted the most outstanding blocker in the Atlantic Coast Conference in a poll of conference coaches. The trophy is given in memory of William P. Jacobs, who served as president of Presbyterian College from 1935 to 1945, by his sons. The Jacobs Blocking Trophy was first awarded in 1953.

- 1968**—Greg Shelly, offensive tackle
- 1970**—Dan Ryczek, center
- 1984**—Jim Dombrowski, offensive tackle
- 1985**—Jim Dombrowski, offensive tackle
- 1990**—Ray Roberts, offensive tackle
- 1991**—Ray Roberts, offensive tackle
- 1993**—Mark Dixon, offensive guard
- 1999**—John St. Clair, center
- 2003**—Elton Brown, guard
- 2004**—Elton Brown, guard
- 2008** – Eugene Monroe, tackle

ACC SPECIAL HONORS

Tatum Award

The James E. Tatum Award, is given annually in memory of the late Jim Tatum to the ACC's top senior student-athlete among the league's football players. Tatum, a two-time ACC Coach of the Year, coached in the fifties at both Maryland and North Carolina and believed strongly in the concept of the student-athlete.

- 1981 – Bert Krupp
- 1982 – Pat Chester
- 1986 – David Cardenas
- 1993 – Tom Burns
- 1997 – Stephen Phelan
- 1999 – Noel LaMontagne
- 2007 – Tom Santi
- 2019 – Jordan Mack



Jordan Mack was the 2019 recipient of the James E. Tatum Award.

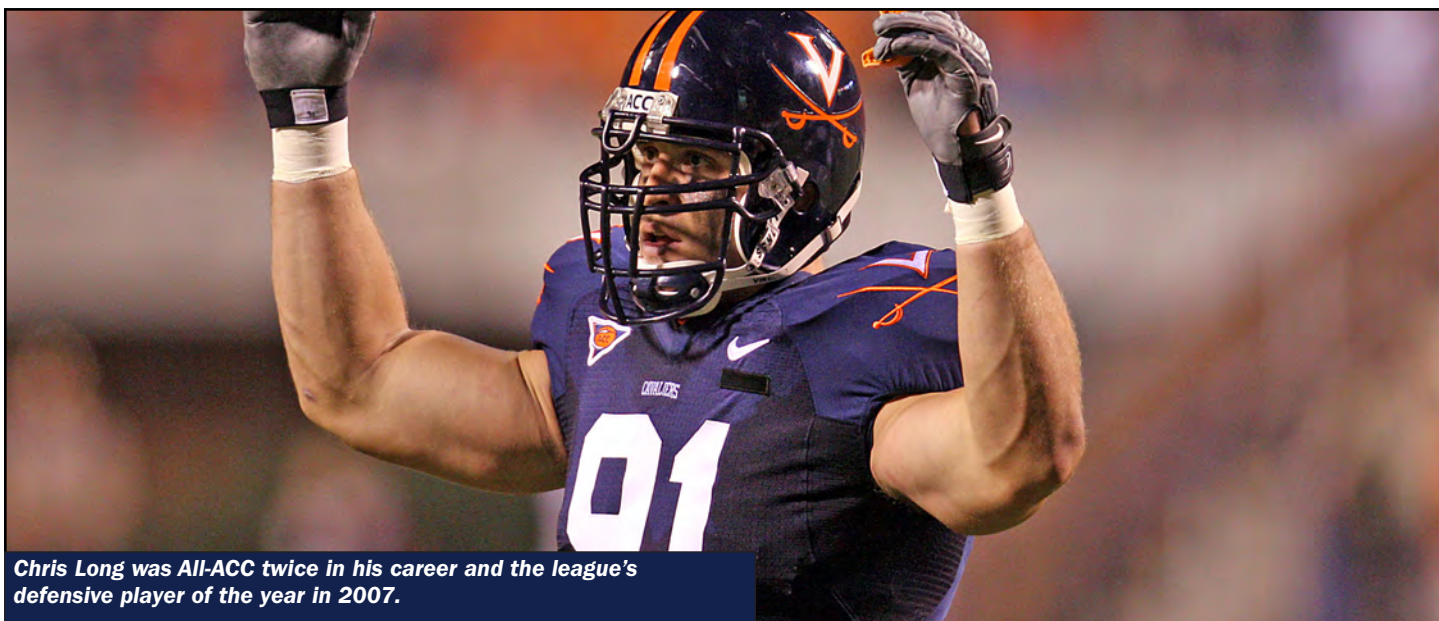


Mike Hollins was the recipient of the 2023 Brian Piccolo Award.

Brian Piccolo Award Winners

One of Wake Forest's most famed athletes, Brian Piccolo was an All-America selection in 1964 after leading the nation in rushing and scoring. Piccolo played professionally for the Chicago Bears for four seasons before his career came to an end after he was stricken by cancer in 1970. The Brian Piccolo Award was established in 1970 by the league's head football coaches to honor the ACC's most courageous football player.

- 1975 – Scott Gardner
- 1994 – Chris Harrison
- 1998 – Anthony Poindexter
- 2003 – Kevin Bailey
- 2005 – Ryan Best
- 2023 – Mike Hollins



Chris Long was All-ACC twice in his career and the league's defensive player of the year in 2007.

ALL-ATLANTIC COAST CONFERENCE

ALL-ACC

From 1953 to 1981, the All-Atlantic Coast Conference team was selected by the Atlantic Coast Sports Writers Association (ACSWA). The Associated Press (AP) started selecting its own All-ACC team in 1982. In 1989 the ACSWA and AP combined to select one team, while United Press International (UPI) also chose a team in 1989. In 2012 the ACC coaches started their own All-ACC team to go along with the one selected by the Atlantic Coast Sports Media Association (ACSMA). Both ACSMA and the ACC coaches lasted through the 2016 season as official teams. Starting in 2017, the official All-ACC team was voted on by a panel from each school which included the head coach, radio play-by-play announcer and two members of the team's beat media, as well as other national voters. The players listed below, starting in 1982, made all teams unless otherwise indicated. UVA has had 128 first-team All-ACC selections, including 80 in the last 29 seasons.

- 1954**
John Polzer, G 2nd Team
- 1955**
Jim Bakhtiar, FB 2nd Team
John Polzer, G 2nd Team
- 1956**
Jim Bakhtiar, FB 1st Team
Jim Keyser, G 1st Team
- 1957**
Jim Bakhtiar, FB 1st Team
- 1960**
Ron Gassert, T 2nd Team
Fred Shepherd, FB 2nd Team

- 1961**
Ron Gassert, T 2nd Team
- 1962**
Dave Graham, T 2nd Team
Bob Rowley, G 2nd Team
- 1963**
Bob Kowalkowski, T 2nd Team
Turnley Todd, G 2nd Team
- 1964**
Bob Davis, QB 1st Team
Bob Kowalkowski, T 2nd Team
- 1966**
Ed Carrington, E 1st Team
Bob Davis, QB 1st Team
- 1967**
Frank Quayle, TB 1st Team
Greg Shelly, T 1st Team
- 1968**
Chuck Hammer, G 1st Team
Bob Paczkowski, LB 1st Team
Frank Quayle, TB 1st Team
Greg Shelly, T 1st Team
- 1970**
Dan Ryczek, C 1st Team
- 1971**
Andy Selfridge, DT 1st Team
- 1972**
Dave Sullivan, WR 1st Team
- 1973**
Dick Ambrose, LB 1st Team
Harrison Davis, WR 1st Team
Paul Ryczek, C 1st Team
- 1974**
Dick Ambrose, LB 1st Team

- 1975**
Tom Glassic, G 1st Team
- 1977**
Russ Henderson, P 1st Team
- 1978**
Russ Henderson, P 1st Team
- 1979**
Tony Blount, DB 1st Team
Steve Potter, DE 1st Team
Tom Vigorito, RB 1st Team
- 1980**
Stuart Anderson, DE 1st Team
Bryan Shumock, DB 1st Team
- 1981**
Stuart Anderson, DE 1st Team
- 1982 (ACSMA)**
Pat Chester, DB 1st Team
- 1983 (ACSMA)**
Jim Dombrowski, T 1st Team
Lester Lyles, SS 1st Team
- 1983 (AP)**
Lester Lyles, SS 1st Team
Jim Dombrowski, T HM
Ron Mattes, DT HM
Charles McDaniel, LB HM
Billy Smith, WR HM
- 1984 (ACSMA)**
David Bond, NG 1st Team
Jim Dombrowski, T 1st Team
Lester Lyles, SS 1st Team
Ron Mattes, DT 1st Team
Bob Olderman, G 1st Team

- 1984 (AP)**
Jim Dombrowski, T 1st Team
Lester Lyles, SS 1st Team
Ron Mattes, DT 1st Team
Charles McDaniel, LB 1st Team
- 1985 (AP & ACSMA)**
Jim Dombrowski, T 1st Team
Harold Garren, C 1st Team
Kenny Stadlin, PK 1st Team
Barry Word, TB 1st Team
- 1987 (ACSMA)**
Kevin Cook, DB 1st Team
John Ford, WR 1st Team
Chris Minear, T 1st Team
Sean Scott, DE 1st Team
Scott Secules, QB 1st Team
- 1987 (AP)**
Kevin Cook, DB 1st Team
John Ford, WR 1st Team
Sean Scott, DE 1st Team
Scott Secules, QB 1st Team
David Griggs, LB HM
Darryl Hammond, DB HM
Chris Minear, T HM
- 1988 (ACSMA)**
Roy Brown, G 1st Team
Jeff Lageman, LB 1st Team
- 1988 (AP)**
Roy Brown, G 1st Team
Jeff Lageman, LB 1st Team
John Ford, WR 2nd Team
David Griggs, LB 2nd Team
Keith McMeans, DB 2nd Team

1989 (ACSWA & AP)

Roy Brown, G1st Team
 Bruce McGonnigal, TE1st Team
 Shawn Moore, QB1st Team
 Ray Savage, DE1st Team
 Tony Covington, DB2nd Team
 Jake McInerney, PK2nd Team
 Herman Moore, WR2nd Team
 Ray Roberts, T2nd Team
 Marcus Wilson, TB2nd Team
 Phil Thomas, LB2nd Team

1989 (UPI)

Marcus Wilson, TB1st Team

1990

Terry Kirby, TB1st Team
 Herman Moore, WR1st Team
 Shawn Moore, QB1st Team
 Ray Roberts, T1st Team
 Trevor Ryals, C1st Team
 Chris Slade, DE1st Team
 Tony Covington, DB2nd Team
 Joe Hall, DT2nd Team
 Jason Wallace, DB2nd Team

1991

Matt Blundin, QB1st Team
 Ed Garno, P1st Team
 Terry Kirby, TB1st Team
 Ray Roberts, T1st Team
 Nikki Fisher, TB2nd Team
 Greg Jeffries, DB2nd Team
 Keith Lyle, DB2nd Team
 Matt Quigley, DT2nd Team
 Chris Slade, LB2nd Team

1992

Chris Slade, DE1st Team
 Mark Dixon, G2nd Team
 Terry Kirby, TB2nd Team

1993

Mark Dixon, G1st Team
 Keith Lyle, DB1st Team
 Aaron Mundy, TE1st Team
 Jim Reid, T1st Team
 Will Brice, P2nd Team
 Mike Frederick, DE3rd Team
 Tom Burns, LB3rd Team
 Mark Krichbaum, DT3rd Team
 Randy Neal, LB3rd Team
 Tyrone Davis, WRHM
 Patrick Jeffers, WRHM

Kyle Kirkeide, PKHM
 Charles Way, FBHM
 Symmion Willis, QBHM

1994

Ronde Barber, DB1st Team
 Mike Frederick, DE1st Team
 Will Brice, P2nd Team
 Tyrone Davis, WR2nd Team
 Ryan Kuehl, DT2nd Team
 Jamie Sharper, LB2nd Team
 Jason Augustino, THM
 Tiki Barber, TBHM
 Kevin Brooks, TBHM
 Joe Crocker, DBHM
 James Fariior, LBHM
 Rafael Garcia, PKHM
 Mike Groh, QBHM
 Bryan Heath, CHM
 Randy Neal, LBHM
 Carl Smith, DBHM
 Charles Way, FBHM

1995

Jason Augustino, T1st Team
 Ronde Barber, DB1st Team
 Tiki Barber, TB1st Team
 Will Brice, P1st Team
 Percy Ellsworth, DB1st Team
 Rafael Garcia, PK1st Team
 James Fariior, LB2nd Team
 Mike Groh, QB2nd Team
 Chris Harrison, T2nd Team
 Todd White, DT2nd Team
 Demetrius Allen, WRHM
 Duane Ashman, DEHM
 Joe Crocker, DBHM
 Walt Dery, TEHM
 Jon Harris, DEHM
 Patrick Jeffers, WRHM
 Paul London, DBHM
 Bobby Neely, TEHM
 Anthony Poindexter, DBHM
 Jeremy Raley, GHM
 Jamie Sharper, LBHM
 John Slocum, GHM

1996

Tiki Barber, TB1st Team
 Ronde Barber, DB1st Team
 Will Brice, P1st Team
 Anthony Poindexter, S1st Team
 Jeremy Raley, G1st Team

Jamie Sharper, LB1st Team
 Duane Ashman, DE2nd Team
 Tiki Barber, SPEC2nd Team
 James Fariior, LB2nd Team
 Rafael Garcia, PK2nd Team
 Todd White, DT2nd Team
 Germane Crowell, WRHM
 Antonio Dingle, DTHM
 Jon Harris, DEHM
 Tom Locklin, CHM
 Stephen Phelan, DBHM

1997

Antonio Dingle, DT1st Team
 Anthony Poindexter, DB1st Team
 Doug Karczewski, T2nd Team
 Germane Crowell, WRHM
 Patrick Kerney, DEHM
 Wali Rainer, LBHM
 Dwayne Stukes, DBHM

1998

Casey Crawford, TE1st Team
 Robert Hunt, T1st Team
 Thomas Jones, TB1st Team
 Patrick Kerney, DE1st Team
 Noel LaMontagne, G1st Team
 Anthony Poindexter, DB1st Team
 Wali Rainer, LB1st Team
 John St. Clair, C2nd Team
 Antwoine Womack, TB2nd Team
 Billy Baber, TEHM
 Fady Chamoun, GHM
 Antonio Dingle, DTHM
 Donnie Scott, PHM
 Byron Thweatt, LBHM

1999

Thomas Jones, TB1st Team
 Noel LaMontagne, G1st Team
 John St. Clair, C1st Team
 Shannon Taylor, LB2nd Team
 Byron Thweatt, LB2nd Team
 Billy Baber, TEHM
 Brad Barnes, THM
 Casey Crawford, TEHM
 Antwan Harris, DBHM
 Yubrenal Isabelle, LBHM
 Donnie Scott, PHM
 Johnny Shivers, DTHM

2000

Antwoine Womack, TB1st Team
 Byron Thweatt, LB2nd Team
 Josh Lawson, G2nd Team
 Billy Baber, TEHM
 Evan Routzahn, GHM
 Tim Spruill, DBHM

2001

Billy McMullen, WR1st Team
 Mike Abrams, P2nd Team
 Angelo Crowell, LB2nd Team
 Shernard Newby, S2nd Team
 Jermese Jones, THM
 Monsanto Pope, GHM
 Evan Routzahn, GHM

2002

Angelo Crowell, LB1st Team
 Billy McMullen, WR1st Team
 Matt Schaub, QB1st Team
 Chris Canty, DE2nd Team
 Jerton Evans, S2nd Team
 Heath Miller, TE2nd Team
 Darryl Blackstock, LBHM
 Elton Brown, GHM
 Almondo Curry, CBHM
 Mike Mullins, THM

2003

Heath Miller, TE1st Team
 Elton Brown, G2nd Team
 Chris Canty, DE2nd Team
 Connor Hughes, PK2nd Team
 Wali Lundy, RB2nd Team
 Matt Schaub, QB2nd Team
 Darryl Blackstock, LBHM
 Jamaine Winborne, DBHM

2004

Ahmad Brooks, LB1st Team
 Elton Brown, G1st Team
 D'Brickshaw Ferguson, T1st Team
 Heath Miller, TE1st Team
 Alvin Pearman, RB1st Team
 Darryl Blackstock, LB2nd Team
 Zac Yarbrough, C2nd Team
 Andrew Hoffman, NTHM



A dominating punter who averaged 42.0 yards per punt in his career from 1993-96, Will Brice became only the third player in ACC history to earn all-conference honors all four years.



A four-year starter at left guard, Tom Glassic was a first-team All-ACC selection as a senior in 1975. He was a first-round draft choice of the Denver Broncos in 1976.



A first-team All-ACC guard in 1996, Jeremy Raley became the first offensive lineman in school history to start four bowl games.



Safety Kevin Cook was a first-team All-ACC selection in 1987 after finishing fourth in the nation with eight interceptions.



Micah Kiser (left) and Quin Blanding (right) are the fourth and fifth Cavaliers ever to earn first-team All-ACC honors three years in a row and the first UVA duo to accomplish the feat in the same three years.

2005
 D'Brickashaw Ferguson, T..... 1st Team
 Connor Hughes, PK..... 1st Team
 Kai Parham, LB..... 1st Team
 Marcus Hamilton, CB..... 2nd Team
 Deyon Williams, WR..... HM

2006
 Marcus Hamilton, CB..... 2nd Team
 Chris Long, DE..... 2nd Team
 Branden Albert, OG..... HM
 Kevin Ogletree, WR..... HM

2007
 Chris Long, DE..... 1st Team
 Branden Albert, OG..... 1st Team
 Tom Santi, TE..... 2nd Team
 Ryan Weigand, P..... 2nd Team
 Eugene Monroe, T..... HM

2008
 Eugene Monroe, T..... 1st Team
 John Phillips, TE..... 1st Team
 Ras-I Dowling, CB..... 2nd Team
 Clint Sintim, LB..... 2nd Team
 Kevin Ogletree, WR..... HM
 Cedric Peerman, TB..... HM

2009
 Nate Collins, DT..... 1st Team
 Ras-I Dowling, CB..... 2nd Team
 Steve Greer, LB..... HM
 Robert Randolph, PK..... HM

2010
 Chase Minnifield, CB..... 1st Team
 Keith Payne, RB..... 2nd Team

2011
 Matt Conrath, DT..... 1st Team
 Chase Minnifield, CB..... 1st Team
 Austin Pasztor, OG..... 1st Team
 Oday Aboushi, OT..... 2nd Team
 Steve Greer, LB..... 2nd Team
 Perry Jones, TB..... HM
 Rodney McLeod, S..... HM
 Anthony Mihota, C..... HM

2012 (ACSMA)
 Oday Aboushi, OT..... 1st Team
 Steve Greer, LB..... 1st Team
 Jake McGee, TE..... HM
 Demetrious Nicholson, CB..... HM
 La'Roy Reynolds, LB..... HM

2012 (ACC Coaches)
 Oday Aboushi, OT..... 1st Team
 Steve Greer, LB..... 2nd Team
 Morgan Moses, OT..... HM
 Demetrious Nicholson, CB..... HM
 La'Roy Reynolds, LB..... HM

2013 (ACSMA)
 Anthony Harris, SS..... 1st Team
 Kevin Parks, RB..... 2nd Team
 Morgan Moses, OT..... 3rd Team
 Brent Urban, DT..... HM

2013 (ACC Coaches)
 Anthony Harris, SS..... 1st Team
 Kevin Parks, RB..... 2nd Team
 Morgan Moses, OT..... 2nd Team

2014 (ACSMA)
 Quin Blanding, FS..... 2nd Team
 Maurice Canady, CB..... 2nd Team
 Henry Coley, ILB..... 2nd Team
 Ian Frye, PK..... 2nd Team
 Eli Harold, DE..... 2nd Team
 Anthony Harris, SS..... 3rd Team
 Kevin Parks, RB..... 3rd Team
 Max Valles, OLB..... 3rd Team
 David Dean, DT..... HM
 Darius Jennings, KR..... HM

2014 (ACC Coaches)
 Quin Blanding, FS..... 2nd Team
 Henry Coley, ILB..... 2nd Team
 Ian Frye, PK..... 2nd Team
 Eli Harold, DE..... 2nd Team
 Kevin Parks, RB..... 2nd Team
 Maurice Canady, CB..... 3rd Team
 David Dean, DT..... 3rd Team
 Anthony Harris, SS..... 3rd Team
 Max Valles, OLB..... 3rd Team
 Darius Jennings, KR..... HM

2015 (ACSMA)
 Quin Blanding, FS..... 1st Team
 Micah Kiser, ILB..... 1st Team
 Canaan Severin, WR..... 2nd Team
 Taquan Mizzell, TB..... 3rd Team
 Ross Burbank, OG..... HM
 Nicholas Conte, P..... HM
 David Dean, DT..... HM

2015 (ACC Coaches)
 Quin Blanding, FS..... 2nd Team
 Micah Kiser, ILB..... 2nd Team
 Canaan Severin, WR..... 2nd Team
 Ross Burbank, OG..... 3rd Team
 Taquan Mizzell, TB..... 3rd Team
 Nicholas Conte, P..... HM
 David Dean, DT..... HM

2016 (ACSMA)
 Quin Blanding, FS..... 1st Team
 Nicholas Conte, P..... 1st Team
 Micah Kiser, ILB..... 1st Team
 Taquan Mizzell, TB..... HM

2016 (ACC Coaches)
 Quin Blanding, FS..... 1st Team
 Nicholas Conte, P..... 1st Team
 Micah Kiser, ILB..... 1st Team

2017
 Quin Blanding, FS..... 1st Team
 Micah Kiser, ILB..... 1st Team
 Lester Coleman, P..... 2nd Team
 Olamide Zaccheaus, WR..... 2nd Team
 Juan Thornhill, CB..... 3rd Team
 Chris Peace, OLB..... HM
 Joe Reed, KR..... HM

2018
 Bryce Hall, CB..... 1st Team
 Juan Thornhill, SS..... 1st Team
 Olamide Zaccheaus, WR..... 1st Team
 Chris Peace, OLB..... 3rd Team
 Joe Reed, KR..... 3rd Team
 Evan Butts, TE..... HM
 Jordan Ellis, TB..... HM
 Bryce Perkins, QB..... HM

2019
 Joe Reed, AP..... 1st Team
 Joe Reed, KR..... 1st Team
 Bryce Perkins, QB..... 2nd Team
 Jordan Mack, ILB..... 3rd Team
 Joey Blount, S..... 3rd Team
 Brian Delaney, PK..... HM
 Hasise Dubois, WR..... HM
 Olusegun Oluwatimi, C..... HM
 Eli Hanback, DE..... HM
 Charles Snowden, OLB..... HM
 Zane Zandier, ILB..... HM

2020
 Charles Snowden, OLB..... 2nd Team
 Nick Jackson, ILB..... 3rd Team
 Chris Glaser, OG..... HM
 Billy Kemp IV, WR..... HM
 Zane Zandier, ILB..... HM

2021
 Dontayvion Wicks, WR..... 1st Team
 Jelani Woods, TE..... 1st Team
 Keytaon Thompson, AP..... 2nd Team
 Olusegun Oluwatimi, C..... 2nd Team
 Nick Jackson, LB..... 2nd Team
 Brennan Armstrong, QB..... 3rd Team
 Billy Kemp IV, WR..... 3rd Team
 Bobby Haskins, OT..... HM

2022
 Anthony Johnson, CB..... 1st Team
 Nick Jackson, LB..... 2nd Team
 Fentrell Cypress, CB..... 2nd Team
 Daniel Sparks, P..... 2nd Team
 Keytaon Thompson, WR..... 3rd Team
 Chico Bennett, DE..... HM
 Aaron Faumui, DT..... HM

2023
 Malik Washington, WR..... 1st Team
 Jonas Sanker, S..... 2nd Team
 Malachi Fields, WR..... HM
 Aaron Faumui, DL..... HM
 Brian Stevens, C..... HM

Annual ACC Statistics Leaders

Year	Player	Category	No.
1956	Nelson Yarbrough	Passing Yards	626 yards
1956	Fred Polzer	Receiving	24 receptions
1956	Fred Polzer	Receiving Yards	221 yards
1957	Jim Bakhtiar	Rushing Yards	822 yards
1957	Fred Polzer	Receiving	25 receptions
1957	Rece Whitley	Interceptions	5 interceptions
1958	Sandy Dempsey	Passing Yards	697 yards
1958	Sonny Randle	Receiving	47 receptions
1958	Sonny Randle	Receiving Yards	642 yards
1958	Sonny Randle	Kickoff Return Yards	506 yards
1958	Sonny Randle	All-Purpose Yardage	1,253 yards
1959	Tom Gravins	Kickoff Return Yards	346 yards
1960	Fred Shepherd	Rushing Yards	653 yards
1963	Tom Krebs	Interceptions	4 interceptions
1964	Roger Davis	Kickoff Return Yards	481 yards
1965	Tom Hodges	Passing Yards	1,299 yards
1965	John Pincavage	Receiving	45 receptions
1965	John Pincavage	Receiving Yards	572 yards
1965	John Pincavage	All-Purpose Yards	1,192 yards
1966	Bob Davis	Total Offense	1,688 yards
1966	Bob Davis	Passing Yards	1,461 yards
1966	Frank Quayle	Scoring	66 points
1966	Frank Quayle	All-Purpose Yards	1,616 yards
1967	Frank Quayle	All-Purpose Yards	1,497 yards
1968	Frank Quayle	Rushing Yards	1213 yards
1968	Frank Quayle	Scoring	84 points
1968	Frank Quayle	All-Purpose Yards	1,869 yards
1971	Bill Davis	Receiving	4.5 rpg.
1971	Bill Davis	Receiving Yards	56.1 ypg.
1972	Dave Sullivan	Receiving	4.6 rpg.
1973	Scott Gardner	Total Offense	192.7 ypg.
1973	Scott Gardner	Passing	*9.0 cpg.
1973	Harrison Davis	Receiving	4.0 rpg.
1973	Harrison Davis	Receiving Yards	70.3 ypg.
1975	Scott Gardner	Total Offense	144.8 ypg.
1975	Scott Gardner	Passing	*12.1 cpg.
1975	Tom Fadden	Receiving	4.4 rpg.
1977	Russ Henderson	Punting	42.5 ypp.
1977	Derrick Glasper	Interceptions	0.45 ipg.
1978	Sean McCall	Kickoff Return Yards	26.9 ypr.
1978	Russ Henderson	Punting	42.5 ypp.
1979	Pat Chester	Punt Return Yards	9.9 ypr.
1980	Pat Chester	Punt Return Yards	10.1 ypr.
1980	Bryan Shumock	Interceptions	0.45 ipg.
1983	Billy Smith	Receiving Yards	70.6 ypg.
1984	Ray Daly	Interceptions	0.45 ipg.
1985	Barry Word	Rushing Yards	122.4 ypg.
1985	Kenny Stadlin	Kick Scoring	76 points
1985	Barry Word	All-Purpose Yards	137.6 ypg.
1987	Scott Secules	Passing Efficiency	132.3
1987	Keith McMeans	Interceptions	0.90 ipg.
1988	Keith McMeans	Interceptions	0.45 ipg.
1990	Shawn Moore	Total Offense	256.8 ypg.
1990	Terry Kirby	Rushing Yards	92.7 ypg.
1990	Shawn Moore	Passing Efficiency	160.7
1990	Jake McInerney	Scoring	8.5 ppg.
1990	Herman Moore	Receiving Yards	108.2 ypg.
1990	Jake McInerney	Kick Scoring	94 points
1991	Matt Blundin	Passing Efficiency	159.6
1991	Ed Garno	Punting	42.0 ypp.
1992	Bobby Goodman	Passing Efficiency	137.4
1992	Terry Kirby	Rushing Yards	141.3 ypg.
1992	Terry Kirby	All-Purpose Yards	171.5 ypg.
1992	Chris Slade	Quarterback Sacks	14 sacks
1993	Randy Neal	Tackles Per Game	12.6 tpg.
1993	Mike Frederick	Tackles For Loss	21 TFL
1994	Mike Groh	Passing Efficiency	143.8
1994	Rafael Garcia	Scoring	7.7 ppg.
1994	Rafael Garcia	Kick Scoring	85 points
1994	Ronde Barber	Interceptions	0.73 ipg.
1995	Tiki Barber	All-Purpose Yards	158.8 ypg.
1996	Tiki Barber	Rushing Yards	123.6 ypg.
1996	Tiki Barber	Punt Return Yards	12.7 ypr.
1996	Tiki Barber	All-Purpose Yards	169.0 ypg.
1997	Aaron Brooks	Passing Efficiency	151.0
1998	Thomas Jones	Rushing Yards	118.5 ypg.
1998	Patrick Kerney	Quarterback Sacks	15 sacks
1999	Thomas Jones	Rushing Yards	163.5 ypg.
1999	Thomas Jones	All-Purpose Yards	186.7 ypg.
2000	Antwoine Womack	Rushing Yards	93.5 ypg.
2001	Billy McMullen	Receiving	6.9 rpg.
2001	Billy McMullen	Receiving Yards	88.3 ypg.
2002	Matt Schaub	Passing Efficiency	147.5
2003	Almondo Curry	Interceptions	0.46 ipg.
2004	Wali Lundy	Scoring	8.5 ppg.
2004	Alvin Pearman	All-Purpose Yards	161.5 ypg.
2004	Darryl Blackstock	Quarterback Sacks	10.5 sacks
2005	Marcus Hamilton	Interceptions	0.50 ipg.
2007	Chris Long	Quarterback Sacks	1.08 spg.
2007	Chris Long	Tackles for Loss	1.46 tpg.
2007	Ryan Weigand	Punting	45.2 avg.
2008	Vic Hall	Fumbles Caused	0.42 fcp/g.
2010	Keith Payne	Scoring	8.7 ppg.
2010	Keith Payne	TD Scoring	96 points
2013	Anthony Harris	Interceptions	0.67 ipg.
2015	Micah Kiser	Tackles	9.8 tpg.
2016	Nicholas Conte	Punting	44.3 ypp.
2016	Micah Kiser	Tackles	11.2 tpg.
2016	Quin Blanding	Solo Tackles	5.8 tpg.
2017	Joe Reed	Kickoff Return Yards	29.7 ypr.
2017	Micah Kiser	Tackles	11.2 tpg.
2018	Olamide Zaccheaus	Receptions	93 catches
2018	Bryce Perkins	Points Responsible For	206 points
2018	Bryce Hall	Passes Defended	24 passed def.
2019	Bryce Perkins	Total Offense	307.6 ypg.
2019	Joe Reed	Kickoff Return Yards	33.2 ypr.
2020	Lavel Davis Jr.	Yards per reception	25.8 ypr.
2021	Brennan Armstrong	Total Offense	4,700 yards
2021	Brennan Armstrong	Passing Yards	4,449 yards
2021	Brennan Armstrong	Passing Avg/Game	404.5 ypg.
2021	Brennan Armstrong	Points Responsible For	22.5 ppg.
2021	Nick Jackson	Tackles/Tackles per game	117/9.8 tpg.
2021	Dontayvion Wicks	Yards per reception	21.1 ypr.



Year	Player	Category	No.
2022	Fentrell Cypress	Passes Defended	1.6/g
2022	Daniel Sparks	Punting Average	45.9 ypp.
2022	Nick Jackson	Tackles	10.4 tpg.
2023	Malik Washington	All Purpose Yards per game	142.17
2023	Malik Washington	Receiving Yards/YPG	1,426/118.8
2023	Malik Washington	Receptions/RPG	110/9.2
2023	Jonas Sanker	Solo Tackles/STPG	73/6.1

*Based on completions per game

FIRST-TEAM ALL-AMERICANS

All-America Team Key

ACT - Action Network
 AAFF - All-American Football Foundation
 AFCA - American Football Coaches Association (previously Kodak)
 AP - Associated Press
 CBS - CBS Sportsline or CBSsports.com
 CFD - College Football Digest
 CFN - CollegeFootballNews.com
 COL - Colliers Magazine
 CFNT - College Football Network
 CNNSI - CNNSI.com
 CPFN - College & Pro Football Newsweekly
 CSTV - College Sports TV
 ESPN - ESPN
 FD - Football Digest
 FN - The Football News
 FOX - Fox Sports
 FWAA - Football Writers Association of America
 INS - International News Service
 PFF - Pro Football Focus
 PS - Phil Steele
 K - Kodak
 NEA - Newspaper Enterprise Association
 RIV - Rivals.com
 SHNS - Scripps Howard News Service
 SI - Sports Illustrated
 SINF - Sports Info Solutions
 SN - The Sporting News
 UPI - United Press International
 WCFE - Walter Camp Football Foundation
 YHO - Yahoo! Sports
 USA - USA Today

Jim Bakhtiar 1957 - FW

Jim Bakhtiar was an outstanding fullback, linebacker and kicker from 1955-57. Bakhtiar was selected to the Football Writers first-team All-America squad at fullback in 1957 after leading the ACC in rushing with 822 yards. He rushed for 2,434 yards and 13 touchdowns for his career and was the most dominant ballcarrier in the Atlantic Coast Conference's first decade. Upon completion of his career he was first in league history in rushing yards, rushing attempts and most 100-yard games.




Quin Blanding 2017 - CFN

Quin Blanding finished his career as the program's all-time leader in career tackles with 495 and assisted tackles with 235. Upon graduation, his career total of 495 tackles ranked No. 1 all-time among ACC defensive backs and is in a two-way tie for No. 6 all-time in ACC history. He started all 49 games in which he played, the most by a safety in school history. He finished No. 2 in the ACC in tackles in each of his four seasons, a feat that had never been accomplished before in league history. A three-time All-American, he helped return UVA to postseason play as a senior in the Military Bowl.



Will Brice 1995 - FW

Will Brice was named a first-team All-America punter in 1995. He also was a second-team All-America selection by *The Sporting News* and first-team All-ACC selection. Brice's All-America season was instrumental in leading the 1995 Cavaliers to a 9-4 record, a share of the ACC championship and a 34-27 victory over Georgia in the Peach Bowl. He had 17 punts of 50 yards or longer and he buried 26 punts inside the 20.



Ahmad Brooks 2004 - SN, CSTV

As a sophomore in 2004, Ahmad Brooks was one of three finalists for the Butkus Award. He led the team in tackling for the second year in a row (7.5/g) and earned first-team All-American honors from *The Sporting News* and CSTV. Brooks finished his career with 13 sacks, fourth most by a UVA linebacker, and 234 tackles. He was selected by the Cincinnati Bengals in the third round of the 2006 NFL Supplemental Draft.



Elton Brown 2004 - AFCA, WCFE

Elton Brown became just the third consensus All-American lineman in school history (joining T Jim Dombrowski in 1985 and G Mark Dixon in 1993) as a senior in 2004. That season, he won the Jacobs Blocking Trophy as the ACC's top blocker in voting by the league's head coaches for the second consecutive season. Brown started 39 games in his career and did not allow a sack during his senior season.



Mark Dixon 1993 - AP, UPI, FN, WCFE, FWAA, CPFN, SN

Mark Dixon earned consensus All-America honors at guard in 1993 as Virginia finished with a 7-5 record and played in the 1994 Carquest Bowl. He was also named a first-team All-Atlantic Coast Conference selection in 1993 and received the Jacobs Blocking Trophy as the ACC's best blocker. Dixon was named the ACC Offensive Lineman of the Week as a senior following his performance in Virginia's win over Georgia Tech.



Jim Dombrowski 1985 - AP, CPFN, FN, FWAA, K, SN, UPI

In 1985 Jim Dombrowski became UVA's first-ever unanimous All-American. In addition, the tackle became only the fifth Cavalier gridded to have his number (73) retired. The two-time winner of the Jacobs Blocking Trophy (recognizing the ACC's best blocker) helped lead UVA to three straight winning seasons and a 27-24 victory over Purdue in the 1984 Peach Bowl.



Bill Dudley 1941 - AP, UPI, INS, COL

As a 19-year-old senior in 1941, "Bullet" Bill Dudley led Virginia to a sparkling 8-1 record and had a hand in 206 of the 279 points that the Cavaliers scored. He led the nation that year in points scored (134) and finished second nationally in total offense (1,824 yards). A member of the National Football Foundation's College Football Hall of Fame and the Pro Football Hall of Fame, Dudley became the first Cavalier to have his number (35) retired. He finished fifth in the 1941 Heisman balloting.





Percy Ellsworth

1995 – FN, AAFF

Percy Ellsworth became the first UVA defensive back to receive first-team All-America honors, earning that distinction in 1995. He tied for the team lead in interceptions (six) and pass break-ups (12) in 1995 while leading UVA's defensive backs with 68 total tackles. Ellsworth finished his Cavalier career with 10 interceptions, tying for 12th-most in UVA history. He helped the team to back-to-back nine-win seasons as a junior and senior, a share of the 1995 ACC championship and two bowl victories.



D'Brickshaw Ferguson

2005 – AP

D'Brickshaw Ferguson finished his Virginia career as the most decorated offensive lineman in school history. He was named a first-team All-American as a senior in 2005 and was an all-ACC pick as both a junior and senior. He started all 49 games in which he played, the most by an offensive lineman in school history. His 49 career starts are the second-most starts by an offensive lineman in ACC history and a figure topped by only 13 O-linemen in FBS history at the time his career ended.



Anthony Harris

2013 – SI

Anthony Harris received first-team All-America honors following one of the best seasons ever by a UVA defensive back. He led the nation with eight interceptions in 2013, tying for the second-best season in UVA history. The first-team All-ACC honoree set a UVA record in 2013 with at least one interception in five consecutive games (six total during the span). He finished his career tied for No. 10 all-time at UVA with 11 interceptions.



Micah Kiser

2017 – SN

Micah Kiser earned first-team All-America honors in 2017 after becoming the second player in ACC history to lead the league in tackles in three consecutive seasons. With a 3.42 GPA, he won the prestigious 2017 Campbell Trophy, which has been dubbed the "Academic Heisman," after posting the second-best tackle season in UVA history with 145 stops as a senior. Finished his career with 411 career tackles, which ranks No. 5 all-time at UVA. He recorded 21 career double-digit tackle games over his 37 career starts. A two-time All-American, he helped return UVA to postseason play as a senior in the Military Bowl.



Thomas Jones

1999 – AP, FN, FWAA, WCFF, SN, CPFN, CBS, FD, CFD

Thomas Jones was a consensus first-team All-American in 1999. He became the ACC's first consensus All-America running back since 1978 and just the third in league history. He was UVA's first consensus All-America offensive back since Bill Dudley in 1941 and the eighth consensus All-American in school history. Jones finished eighth in balloting for the Heisman Trophy. He established ACC and UVA records with 1,798 yards rushing and 2,054 all-purpose yards as a senior. Jones ranked third in the nation in rushing (163.5 ypg) and all-purpose yards (186.7 ypg), while his four 200-yard rushing games led the nation.



Patrick Kerney

1998 – FN, FWAA

A first-team All-ACC selection, Kerney finished second in balloting for the 1998 ACC Defensive Player of the Year by one vote to fellow Cavalier All-American Anthony Poindexter. Kerney was one of five finalists for the Bronko Nagurski Award. He became the first Cavalier defensive end to earn first-team All-America honors since Chris Slade in 1992. Kerney led the ACC and ranked second in the nation in quarterback sacks in 1998 with 15. He finished second in the conference and 10th nationally with 21 tackles for loss.



Noel LaMontagne

1999 – SN

Noel LaMontagne was recognized as a first-team All-American in 1999 and earned first-team All-ACC honors for the second consecutive year that season. He and center John St. Clair became the first two UVA offensive linemen to win first-team All-America distinction in the same season. A 1999 tri-captain, LaMontagne also won the Jim Tatum Award, given annually to the top student-athlete among the ACC's senior football players. He helped open holes all season long for consensus All-America tailback Thomas Jones, who rushed for an ACC-record 1,798 yards.



Chris Long

2007 – AP, AFCA, SN, WCFF, FWAA, CBS, RIV, AAFF

In 2007 defensive end Chris Long became just the third unanimous All-American in Virginia history and the 11th player to receive consensus All-America status. He was named the ACC's Defensive Player of the Year and won the Ted Hendricks Award as the nation's outstanding defensive end. He was also a finalist for the Nagorski Trophy, Lombardi Award and the Lott Trophy. He finished third in the nation with 14 sacks and finished 10th in the voting for the Heisman Trophy.



Eugene "Buck" Mayer

1915 - INS

Eugene "Buck" Mayer became the first player from a Southern school to earn first-team All-America honors, gaining that distinction in 1915. In one of his best individual performances, he scored five touchdowns in a 74-0 win over Richmond in 1915. The Cavaliers went on to post an 8-1 record that year, losing only to Harvard. Mayer captained UVA's 1914 squad and helped lead Virginia to a four-year record of 39-6 record from 1912-15. During his career, he scored 46 touchdowns and 293 points, records that stood for more than 80 years.



Heath Miller

2004 - AFCA, AP, WCFF, FWAA, SN

Heath Miller rewrote the UVA and ACC record books during a stellar three-year career with 144 passes for 1,703 yards and 20 touchdowns, all records for a tight end. He capped his UVA career in 2004 by winning the Mackey Award as the nation's top tight end, becoming Virginia's first major award winner since 1941. He became the second unanimous All-American in school history (Jim Dombrowski, 1985). The first unanimous All-American tight end in ACC history, he became the first UVA tight end to earn first-team All-ACC recognition twice.



Herman Moore

1990 - AP, UPI, SN, FN, FWAA

Herman Moore, half of UVA's highly-touted "Moore to Moore" pass-catch combination, was named a first-team All-American in 1990. Moore also was a unanimous first-team All-ACC selection in 1990 and finished sixth that season in the Heisman Trophy balloting. While at Virginia, he became the all-time ACC leader for most receiving yards in a season with 1,190 in 1990. He finished his career as the NCAA record-holder for most consecutive games in a season with a touchdown reception (nine in 1990) and most yards per catch in a career (22.0 average). Moore established UVA career records for most touchdown receptions (27) and most receiving yards (2,504).



Shawn Moore

1990 - AFCA, FWAA

Shawn Moore quarterbacked UVA to two New Year's Day Bowl appearances and a share of the school's first-ever ACC championship. Virginia's all-time passing and total offense leader set over 30 combined NCAA, conference and school records. Moore became the first ACC quarterback to lead the nation in passing efficiency (160.7) in 1990 while completing 144 of 241 passes for 2,262 yards and 21 touchdowns. Moore finished fourth in balloting for the 1990 Heisman Trophy, capturing more votes than any other player in ACC history at that time and was the ACC Player of the Year.



Joe Palumbo

1951 - AP, NEA

Joe Palumbo is considered the best defensive guard in Cavalier football history. During his three varsity seasons (1949-51), Virginia posted a 23-5 mark and recorded seven shutouts. Palumbo captained head coach Art Guepe's 1951 squad and was a first-team All-America selection that season. In 1951, He is one of six Cavaliers to have his number (48) retired. Palumbo was inducted into the National Football Foundation and College Football Hall of Fame in August of 1999.



John Papit

1949 - NEA

John Papit earned All-America honors in 1949. He was a rare fullback who had the speed and shiftiness to go all the way anytime he carried the ball. As a member of the 1947-50 teams, he was always the leading rusher. His best game was a 224-yard effort against Washington & Lee in 1948, which still stands as UVA's single-game rushing record. In 1949, he rushed for 1,214 yards which was Virginia's single-season rushing record until broken by Barry Word (1,224) in 1985. He is Virginia's fourth all-time leading rusher with 537 carries for 3,238 yards.



Anthony Poindexter

1997 - SN

1998 - FWAA, AP, SN, CPFN

Anthony Poindexter earned first-team All-America honors as a defensive back in 1997 and 1998, just the second two-time first-team All-American in UVA history. The 1998 ACC Defensive Player of the Year, Poindexter became only the third player in school history to earn first-team All-Conference honors three times. The two-time team captain led UVA in a number of statistical categories, including tackles (73, 10.4 per game), interceptions (3), fumbles recovered (2) and fumbles caused (2). His three quarterback sacks in 1998 marked the most ever by a Cavalier defensive back. He finished his career ranked seventh in school history with 342 tackles.



Joe Reed

2019 - WCFF, FWAA, CBS, PS


Joe Reed earned first-team All-America honors in 2019 after leading the nation with an average of 33.2 yards per kick return while winning the Jet Award as the nation's top returner. He smashed the UVA career return yardage record with 3,042 yards, making him only the 10th player in FBS history to accumulate 3,000+ career kick return yards. Reed graduates from Virginia with a career kick return average of 28.7 yards per return, making him the first player in FBS history with at least 2,700+ career return yards and a career kick return average of 28+ yards per return. Reed also graduated tied for No. 9 all-time at UVA with 129 career receptions.



Ray Roberts

1991 - SHNS, K

Ray Roberts started on three bowl teams and an ACC championship team at UVA. He culminated his outstanding Cavalier career as a senior in 1991, gaining first-team All-America status. Roberts was a first-team all-ACC selection and received the Jacobs Blocking Trophy as the ACC's best blocker in each of his last two seasons. In 1990, the team captain blocked for an offense that scored a then ACC-record 442 points.





Ray Savage

1989 -K

Ray Savage earned All-America honors at defensive end/outside linebacker in 1989 as a member of one of the most successful teams in Cavalier football history. Led by Savage's brilliant defensive play, the 1989 Cavaliers rolled up a school-record 10 victories, earned a share of Virginia's first-ever ACC championship and met Illinois in the 1990 Florida Citrus Bowl. Savage finished the 1989 season with 91 tackles, including 49 solo stops and one quarterback sack. He finished his outstanding career ranked fourth among UVA's all-time leading tacklers with 302 total stops.



Tom Scott

1952 - AP, NEA

Tom Scott was UVA's first two-sport All-American (in football and lacrosse). He was a stand-out two-way end on the Cavalier football team, leading UVA to a superb three-year record of 24-5 from 1950-52. Virginia finished the 1951 season with an 8-1 record and ranked 13th nationally in The Associated Press' final Top-20 poll. As a senior in 1952, Scott helped lead Virginia to an 8-2 record and was selected an All-American. He also was a member of Virginia's National Champion lacrosse team in 1952 and was an All-America defenseman in 1953.



Chris Slade

1992 - AP, UPI, FN, SN, FWA, WCFF

1991 - CPFN

Chris Slade was the first UVA player to earn first-team All-America honors for two seasons (1991 and 1992). He set Virginia and ACC career records for quarterback sacks with 40, including 31 unassisted. A team captain in 1992, Slade was named Defensive Player of the Year in 1992 by *Football News* and was a first-team All-America selection in both 1991 and 1992. Slade was named Defensive MVP of the 1990 Florida Citrus Bowl after posting a game-high 11 tackles. Slade finished fifth on UVA's list for career tackles with 299.



John St. Clair

1999 - CANSI, CFN

John St. Clair became the first center in school history to win first-team All-America distinction in 1999. He and OG/T Noel LaMontagne are the first two UVA offensive linemen to win first-team All-America honors in the same season. St. Clair also received the 1999 Jacobs Blocking Trophy as the best blocker in the ACC. His play was instrumental in clearing the way for consensus All-America tailback Thomas Jones, who rushed for an ACC-record 1,798 yards. St. Clair also started at center in 1998, helping UVA lead the ACC in rushing offense (213.1 yards per game).



Malik Washington

2023 - CFNT

Washington, an All-America pick by 13 different publications, caught 110 passes for 1,426 yards and nine touchdowns. The 110 receptions led the country and were UVA and ACC single-season records. Washington was selected by the Miami Dolphins in the sixth round (184th overall) in the 2024 NFL Draft.



All-Time Virginia All-Americans

1915 Allen Thurman, G	Charles Parker-3
1915 Eugene Mayer, B	MNK-1, PD-1, Newark Star-1 St. Louis Times-1
1916 Allen Thurman, G	Charles Parker-3
1940 Bill Dudley, B	AP-3
1941 Bill Dudley, B	AP-1, ALP-1, FBD-1, WIL-1, UPI-1, GR-1 NYS-1, BC-1, NW-1, INS-2, NEA-2, CP-2, BST-3
1944 Henry Walker, E	AP-2, BST-2, FBD-3
1945 Henry Walker, E	AP-3, FBD-3
1949 John Papit, RB	NEA-1
1951 Joe Palumbo, MG	AP-1, NEA-1
1952 Tom Scott, E	AP-1, NEA-1
1957 Jim Bakhtiar, RB	FW-1, NYN-1
1978 Russ Henderson, P	FN-3
1984 Lester Lyles, S	AP-3
1984 Jim Dombrowski, T	TSN-2
1985 Jim Dombrowski, T	AP-1, UPI-1, FN-1, FW-1, CPF-1 TSN-1, WCFF-1, AFC-1
1989 Roy Brown, G	AP-2
1989 Ray Savage, LB	KDK-1, CPF-2
1990 Herman Moore, WR	AP-1, UPI-1, SN-1, FN-1, FW-1
1990 Shawn Moore, QB	AFCA-1, FW-1, AP-2, UPI-2, TSN-2
1991 Ray Roberts, T	SH-1, AFCA-1, AP-2, CPF-2, FN-2, UPI-2
1991 Chris Slade, LB	CPF-1, FN-2, AP-3
1992 Chris Slade, DE	AP-1, UPI-1, FN-1, TSN-1, FW-1, WCFF-1, CPF-2
1993 Mark Dixon, G	AP-1, UPI-1, FN-1, WCFF-1, FW-1, CPF-1, TSN-1
1994 Ronde Barber, CB	AP-3
1995 Percy Ellsworth, S	FN-1, AP-1
1995 Will Brice, P	FW-1, TSN-2
1995 Ronde Barber, CB	CSM-3
1995 Tiki Barber, RB	CSM-3
1995 Rafael Garcia, PK	CSM-3
1996 Rafael Garcia, PK	AP-2, TSN-2
1996 Ronde Barber, CB	FN-2, TSN-3
1996 Anthony Poindexter, S	TSN-2
1996 Tiki Barber, RB	FN-3
1996 Jamie Sharper, LB	FN-3
1997 Anthony Poindexter, S	TSN-1, AP-3
1998 Anthony Poindexter, S	AP-1, TSN-1, FW-1, FBD-1, FN-2
1998 Patrick Kerney, DE	FW-1, FN-1, FBD-1, AP-2, TSN-2
1998 Wali Rainer, LB	FN-2
1999 Thomas Jones, RB	FW-1, CBS-1, FBD-1, FN-1, WCFF-1, TSN-1
1999 John St. Clair, C	CFBD-1, CNN-1, FN-2
1999 Noel LaMontagne, G	TSN-1
2001 Billy McMullen, WR	FN-3
2003 Heath Miller, TE	CFBN-3
2003 Connor Hughes, PK	CNN-3
2004 Elton Brown, G	AP-1, WC-1, TSN-1, FC-1, ESPN-1, CNNSI-1
2004 Heath Miller, TE	AP-1, FW-1, WCFF-1, TSN-1, FC-1, CFN-1, CNNSI-1, CBS-1, ESPN-1
2004 Ahmad Brooks, LB	TSN-1, AP-2

2005 D'Brickashaw Ferguson, T	AP-1, FW-1, TSN-1, AFCA-1, WCFF-1, CBS-1, CFN-1, ESPN-1, CNN-1
2007 Chris Long, DE	AP-1, FW-1, TSN-1, AFCA-1, WCFF-1, CBS-1, CFN-1, RIV-1, ESPN-1
2007 Branden Albert, G	AP-3
2008 Eugene Monroe, T	AP-2, WCFF-2, RIV-2, TSN-2, CFN-3
2011 Chase Minnifield, CB	CBS-2, YHO-3
2011 Austin Pasztor, T	AP-2
2013 Anthony Harris, SS	SI-1, WCFF-2
2015 Quin Blanding, FS	USA-2
2016 Quin Blanding, FS	SN-2, SI-2
2016 Micah Kiser, ILB	FWAA-2
2017 Quin Blanding, FS	CFN-1, WCFF-2, FWAA-2, SN-2, USA-2, AP-2
2017 Micah Kiser, ILB	SN-1, WCFF-2, FWAA-2, SN-2, CBS-2, USA-2, AP-3
2018 Bryce Hall, CB	WCFF-2, FWAA-2, CFN-HM
2018 Juan Thornhill, SS	CFN-HM
2019 Joe Reed, KR	WCFF-1, FWAA-1, CBS-1, PS-1, SI-2, USA-2
2021 Olusegun Oluwatimi	FWAA-2, PS-2
2023 Malik Washington	ACT-2, AP-2, CFN-2, CFNT-1, FOX-2, FWAA-2, PFF-2, PS-2, SI-2, SINF-2, WCFF-2, AFCA-2, ESPN-2



ACADEMIC HONORS

National Football Foundation Scholar-Athletes

In 1959, The National Football Foundation unveiled its National Scholar-Athlete program. The Foundation's National Scholar-Athlete Awards program consists of graduate fellowships that are awarded on an annual basis to a select group of college football players in their senior year of eligibility who have demonstrated outstanding academic success, exemplary community leadership and superior football performance. Every fall, The National Football Foundation's Awards Committee selects approximately 15 scholar-athletes from across the country for these prestigious fellowships that can be used for postgraduate studies.

- 1962 – Gary Cuzzo
- 1993 – Tom Burns
- 1996 – Tiki Barber
- 1997 – Stephen Phelan
- 2017 – Micah Kiser
- 2019 – Jordan Mack

The William V. Campbell Trophy

Named in the honor of William V. Campbell, a business executive and former player, captain and head coach at Columbia University, the trophy has become the most prestigious and desirable “academic” award in college football. The trophy, often referred to as the “Academic Heisman,” recognizes an individual as the absolute best in the country for his academic success, football performance and exemplary community leadership. UVA is one of five schools with multiple Campbell Trophy winners, joining Florida (3), Ohio State (2), Tennessee (2) and Texas (2).

- 1993 – Tom Burns
- 2017 – Micah Kiser

AFCA Academic Achievement Award

The Academic Achievement Award has been presented annually since 1981. The award recognizes a Football Bowl Subdivision school with the highest graduation rate among members of its football team. Virginia has earned the award three times (1985, 1986 and 2017). Schools with a 75 percent graduation rate are accorded an honorable mention listing. Virginia has earned that distinction 27 times.

Rhodes Scholar Athletes

Between 1913 and 1932 eight Virginia football players received the prestigious Rhodes Scholarship.

- 1913 – John Ray
- 1914 – Robert Gooch
- 1916 – George Anderson
- 1917 – Arthur Kinsolving
- 1922 – Eldridge Campbell
- 1925 – Coleman Walker
- 1926 – Walter Brown
- 1932 – Fenton Gentry



A three-year starter at linebacker, Micah Kiser majored in foreign affairs and earned first-team All-America honors in 2017, second-team All-America honors in 2016 and was a second-team Academic All-American in 2016. He was the Campbell Trophy recipient—the “Academic Heisman”—in 2017. Kiser is just the second player in ACC history to lead the league in tackles three years in a row, joining Boston College’s Luke Kuechly (2009-11).




As the 2017 Campbell Trophy winner, linebacker Micah Kiser was interviewed by ESPN's Tom Rinaldi at the 2017 ESPN Home Dept College Football Awards show in Atlanta, Ga., inside the College Football Hall of Fame.

CoSIDA Academic All-Americans


Academic All-Americans are selected by the College Sports Information Directors Association (CoSIDA). To be considered, a student-athlete must have a cumulative grade point average of 3.2, be at least a sophomore academically and be a starter or significant reserve.

Year – Player	Team
1966 – Don Parker, DT	2nd team
1972 – Tom Kennedy, OG	1st Team
1975 – Bob Meade, DT	1st Team
1979 – Pat Chester, DB	2nd Team
1982 – Ed Reynolds, DL	2nd Team
1992 – Tom Burns, LB	1st Team
1993 – Tom Burns, LB	1st Team
1995 – Tiki Barber, RB	1st Team
1996 – Tiki Barber, RB	1st Team
1997 – Stephen Phelan, DB	1st Team
2016 – Micah Kiser, ILB	2nd Team
2017 – Kurt Benkert, QB	2nd Team
2023 – Malik Washington	1st Team

FIRST-TEAM ACADEMIC ALL-AMERICANS



Tiki Barber



Tom Burns



Tom Kennedy



Bob Meade



Stephen Phelan



Malik Washington



ALL-ACC ACADEMIC

Virginia has produced 246 Academic All-ACC selections and 12 Academic All-Americans since 1954. Those Cavaliers who have earned both first-team All-ACC honors and made the All-ACC Academic team in the same season are listed in bold.

1954

Jim St. Clair, G

1955

Jim Bakhtiar, FB
John Corson, G

1956

John Corson, G
Henry Jordan, T

1957

Frank Call, G

1959

Bill Kanto, T

1960

Joe Kehoe, E

1961

Bill Kanto, T

1962

Gary Cuozzo, QB

1963

Bob Kowalkowski, T
Turnley Todd, C

1964

Tom Hodges, QB
Jim Winget, G

1965

Tom Hodges, QB
Don Parker, E

1966

Fred Jones, C
Don Parker, E
Kenny Poates, WR

1967

Al Sinesky, E

1968

Al Sinesky, E
Tommy Thomas, G

1969

Gary Helman, FB
Ed Kihm, E
Gary Saft, T
Andy Selfridge, T
Al Sinesky, E

1970

Robbie Gustafson, S
Ed Kihm, E
Abby Sallenger, T
Jim Shannon, G
Mike Sutt, HB

1971

Bob Burkley, T
Bill Davis, E
Gary Helman, FB
Tom Kennedy, G
Billy League, S
Billy Maxwell, K
Andy Selfridge, DT

1972

George Allen, QB
Chuck Belic, SB
Tom Kennedy, G
Steve Shawley, G
Dave Sullivan, WR

1974

Dick Ambrose, LB
Eric Dahlgren, DB
Jim Grobe, LB
Doug Jones, DB
Rich Switalski, C

1975

Don Flow, RB
Ken Fulp, C
Tom Glassic, G
Dennis Kuczynski, G
Bob Meade, DT
Rich Switalski, C

1976

Billy Copeland, RB
Ken Fulp, T
Dennis Kuczynski, G
Sam Pfabe, LB
David Sloan, RB

1977

Hans Bauman, T
John Choma, T
Ken Fulp, C
Eddie Smith, G
Jim Theiling, SE
Al Windle, DE

1978

Caesar Alvarez, DT
Tim Moon, TE
Ken Newsome, LB
Steve Potter, DE
Joe Roseborough, DB
Drew Schuett, DB
Jim Theiling, SP

1979

Pat Chester, DB
Tim Moon, TE
Ken Newsome, LB
Kurt Pierce, G

1980

Pat Chester, DB
Todd Kirtley, QB
Mark LaNeve, LB
Sean McCall, DB
Brian Musselman, C

1981

Frank Bizousky, T/C
Jerry Glover, C
Todd Kirtley, QB
Bert Krupp, LB*
Mark Sanford, FB

1982

Pat Chester, DB*
Mike Eck, QB
Chris McMahan, DE
Nick Merrick, SE
Ed Reynolds, DE
Quentin Walker, WB
Ed Zellem, G

1983

David Bond, NG
Bryan Hitchcock, T
Chris McMahan, C
Quentin Walker, F

1984

David Bond, NG
Jim Dombrowski, T
Chris McMahan, DE
Nick Merrick, SE
Steve Morse, FB
Paul Szymanski, G
Scott Urch, NG

1985

Jim Dombrowski, T
Vincent Toye, FB

1986

David Cardenas, CB*
Scott Urch, T

1987

Roy Brown, G
David Cardenas, DB
Joel Dempsey, TE/P
Chris Kite, DB

1988

Jeff Allen, TE
Kevin Cook, DB
Tim Finkelston, WR
Mark Inderlied, PK

1989

Roy Brown, G
Ron Carey, NG
Kevin Cook, DB
Tim Finkelston, WR
Ed Garno, P

1990

Derek Dooley, WR
Ed Garno, P
Joe Hall, DT
Buddy Omohundro, DB
Ray Roberts, T

1991

Matt Blundin, QB
Ed Garno, P
Tyrone Lewis, DB
Buddy Omohundro, DB
Tim Samec, C
Gary Steele, FB

1992

Tom Burns, LB
Charles Keiningham, G
Terry Kirby, TB

1993

Tom Burns, LB*
Mike Frederick, DE
Kyle Kirkeide, PK
Jim Reid, T
Charles Way, FB

1994

Mike Frederick, DE
Chris Harrison, T
Patrick Jeffers, WR
Charles Way, FB

1995

Jason Augustino, T
Tiki Barber, TB
Jon Harris, DE
Chris Harrison, T
Patrick Jeffers, WR
Jamie Sharper, LB

1996

Tiki Barber, TB
Ronde Barber, DB

Jon Harris, DE
Tom Locklin, C
Bryan Owen, WR
Stephen Phelan, DB
Jamie Sharper, LB
Tim Sherman, QB
Todd White, DT

1997

Stephen Phelan, DB*
Anthony Poindexter, DB
Frank Rotella, P

1998

Casey Crawford, TE
Patrick Kerney, DE
Noel LaMontagne, G
Dwayne Stukes, DB

1999

Dan Ellis, QB
Noel LaMontagne, G/T*
Dwayne Stukes, DB

2000

Evan Routzahn, G
Ljubomir Stamenich, DE

2001

Rashad Roberson, CB
Evan Routzahn, G
Ljubomir Stamenich, DE

2002

Shernard Newby, S
Matt Schaub, QB

2003

Chris Canty, DE
Ryan Childress, LS
Marcus Hamilton, CB
Connor Hughes, PK
Ryan Sawyer, WR
Matt Schaub, QB

2004

Marcus Hamilton, CB
Jermaine Hardy, S
Connor Hughes, PK
Heath Miller, TE
Brennan Schmidt, DE
Zac Yarbrough, C

2005

Mark Miller, LB
Kurt Smith, PK
Marcus Hamilton, CB
Tom Santi, TE

ALL-ACC ACADEMIC

2006

Tom Santi, TE

2007

Staton Jobe, WR
Tom Santi, TE*

2008

Andrew Devlin, TE

2009

Patrick Slebonick, OL

2010

Robert Randolph, PK

2011

Robert Randolph, PK

2012

Sean Cascarano, OG
Henry Coley, LB
Jake Snyder, DE

2013

Henry Coley, LB
Jake Snyder, DE
Alec Vozenilek, P/PK
Rijo Walker, SS

2014

Wilfred Wahee, FS
Connor Wingo-Reeves, FB

2015

Nicholas Conte, P
Ian Frye, PK
Matt Johns, QB
Micah Kiser, LB
Wilfred Wahee, FS
Jay Whitmire, OT

2016

Nicholas Conte, P
Micah Kiser, LB
Jack McDonald, OG

2017

Evan Butts, TE
Lester Coleman, P
Jack English, OT
Micah Kiser, LB
Jordan Mack, LB
Dillon Reinkensmeyer, C

2018

Marcus Applefield, OT
Evan Butts, TE
Lester Coleman, P
Jordan Mack, LB
Joe Reed, WR
Dillon Reinkensmeyer, C

2019

Joey Blount, S
Tanner Cowley, TE
Nash Griffin, P
Eli Hanback, DE
Bobby Haskins, OT
Terrell Jana, WR
Jordan Mack, ILB*
Bryce Perkins, QB
Joe Reed, WR/KR
Dillon Reinkensmeyer, OT

2020

D'Angelo Amos, DB
Joey Blount, S
Brian Delaney, K
Nash Griffin, P
Nick Jackson, LB
Terrell Jana, WR

2021

Mandy Alonso, DT
Joey Blount, S
Brendan Farrell, K
Coen King, DB
Keytaon Thompson, FBP
Jelani Woods, TE

2022

Paul Akere, DE
Ryan Attaway, LB
Will Bettridge, K
McKale Boley, OT
Sam Brady, S
Cody Brown, RB
Kam Butler, DE
Antonio Clary, S,
Ethan Davies, WR,
Derek Devine, OL,
Michael Diatta, DT
Brendan Farrell, K
John-Paul Flores, OG
Micah Gaffney, CB
Elijah Gaines, CB
Mike Hollins, RB
James Jackson, LB
Noah Josey, OG
Coen King, DB
Aidan Livingston, LS
Jared Rayman, QB
Daniel Sparks, P
JR Wilson, WR
Sackett Wood Jr., TE

2023

Paul Akere, Chico
Bennett Jr., Will
Bettridge, Mekhi
Buchanan, Jahmeer
Carter, Jimmy Christ,
Ethan Davies, Mike
Diatta, Elijah Gaines,
Matt Ganyard, Jaden
Gibson, Malcolm
Greene, Jack Griese,
Jason Hammond, Noah
Hartsoe, Mike Hollins,
Noah Josey, Coen King,
Trey McDonald, Tony
Muskett, Jared Rayman,
Daniel Sparks, Brian
Stevens, Dakota Twitty,
Malik Washington, Jack
Witmer, Sackett Wood Jr.

* - Scholar Athlete of the Year



UVA HALL OF FAME INDUCTEES

College Football Hall-of-Famers

Bill Dudley, halfback, inducted in 1956
 Earle "Greasy" Neale, head coach, inducted in 1967
 Tom Scott, defensive end, inducted in 1979
 Frank Murray, head coach, inducted in 1983
 Joe Palumbo, middle guard, inducted in 1999
 George Welsh, head coach, inducted in 2004
 Jim Dombrowski, offensive tackle, inducted in 2008
 Anthony Poindexter, safety, induction is Dec. 2020



Bill Dudley



Earle "Greasy" Neale



Tom Scott



Joe Palumbo



Frank Murray




George Welsh



Jim Dombrowski



Anthony Poindexter



Anthony Poindexter was inducted into the College Football Hall of Fame in December 2020.

Virginia's Capital One Academic All-America Hall-of-Famers

Tiki Barber, tailback, inducted June 9, 2014

Virginia's NFL Hall-of-Famers

Bill Dudley, halfback, inducted Dec. 6, 1966
 Earle "Greasy" Neale, head coach, inducted Sept. 13, 1969
 Henry Jordan, defensive tackle, inducted July 29, 1995

Ralph Wilson, Owner, August 8, 2009
 Ronde Barber, CB/S, inducted August 5, 2023

HENRY JORDAN



Henry Jordan was a three-sport athlete at Virginia (football, wrestling and track & field). Selected by the Cleveland Browns in the fifth round of the 1957 NFL Draft, Jordan was traded to the Green Bay Packers in 1959. He spent the next 11 years with the Packers, playing at right defensive tackle on some of the greatest teams in pro football history. Jordan's arrival in Green Bay coincided with that of legendary coach Vince Lombardi, who led the Packers to five NFL titles. Jordan was named All-NFL in five consecutive seasons (1960-1964) and in 1967. A four-time Pro-Bowl selection, he was named Most Valuable Lineman in the 1962 Pro Bowl. Jordan died of a heart attack in 1977 at age 42. He was posthumously inducted into the NFL Hall of Fame on July 29, 1995, in Canton, Ohio.

RONDE BARBER



Ronde played at Virginia from 1994 to 1996. His 15 career interceptions, including eight in 1994 when he was named the ACC Rookie of the Year after leading the league in that statistic. He was a first-team All-ACC selection each of his three seasons as a Cavalier and received second- or third-team All-America honors each of his years with UVA. The only player with more than 40 interceptions and 25 sacks in his NFL career, Barber is a Tampa Bay Buccaneers' legend. He is the franchise's all-time leader in interceptions (47) and defensive touchdowns (12) after spending the entirety of his 16-year career in Tampa Bay.

CAVALIERS IN POSTSEASON ALL-STAR GAMES

All-American Classic

(Washington, D.C.)

- 1993 Bobby Goodman, QB
- Tim Samec, C

American Bowl

(Tampa, Fla.)

- 1972 Andy Selfridge, LB

Blue-Gray All-Star Football Classic

(Montgomery, Ala.)

- 1945 Charlie Ellis, QB
- 1947 Robert Weir, E
- George Grimes, RB/DB
- 1948 Stuart Barbour, T
- Joe McCary, RB/DB
- 1950 Gene Schroeder, E
- 1951 Bob Miller, T
- Joe Palumbo, DL
- 1952 Charlie Harding, RB/DB
- Bill Chisolm, E
- 1958 Sonny Randle, WR
- 1962 Gary Cuzzo, QB
- 1963 Turnley Todd, OL
- 1972 Dave Sullivan, WR
- 1973 Harrison Davis, WR
- Paul Ryczek, C
- 1975 Scott Gardner, QB
- 1978 Russ Henderson, P
- 1979 Ted Marchibroda, WR
- Mike Newhall, TE
- Steve Potter, LB

- 1980 Bryan Shumock, DB
- Quentin Murray, DE
- 1981 Stuart Anderson, DE
- 1985 Jim Huddleston, G
- 1986 Don Majkowski, QB
- Antonio Rice, RB
- 1988 Jeff Lageman, LB
- 1997 Doug Karczewski, T
- Stephen Phelan, DB
- Julius Williams, G/T
- 2001 Tyree Foreman, RB
- Chris Luzar, TE
- Monsanto Pope, DT
- Evan Rutzahn, G

College Gridiron Showcase

(Fort Worth, Texas)

- 2019 Marcus Applefield, OT
- 2021 D'Angelo Amos, S
- Shane Simpson, TB

East-West Shrine Football Classic

(San Francisco, Calif. - Orlando, Fla. - St. Petersburg, Fla. - Last Vegas, Nev.)

- 1942 Bill Dudley, B
- 1950 John Papit, B
- 1952 Tom Scott, E
- 1965 Tom Hodges, QB
- 1966 Bob Davis, QB
- Don Parker, E
- 1970 Dan Ryczek, C
- 1971 Randy Lestyk, DT

- 1980 Grant Hudson, DL
- 1981 Tom Vigorito, RB
- 1985 Bob Olderman, G
- 1989 John Ford, WR
- Jeff Lageman, LB
- 1992 Matt Blundin, QB
- 1993 Terry Kirby, TB
- 1994 Keith Lyle, DB
- Aaron Mundy, TE
- 1995 Charles Way, RB
- 1996 Mike Groh, QB
- Patrick Jeffers, WR
- 1999 Aaron Brooks, QB
- Wali Rainer, LB
- 2001 Byron Thweatt, LB
- 2002 Jeremese Jones, T
- Evan Rutzahn, G
- 2010 Nate Collins, DT
- 2012 Matt Conrath, DT
- Rodney McLeod, SS
- 2013 Steve Greer, LB
- 2016 David Dean, DT
- 2019 Jordan Ellis, TB
- Tim Harris, CB
- Chris Peace, LB
- 2020 Joe Reed, WR
- 2021 Nick Grant, DB
- Jelani Woods, TE
- 2023 Malik Washington, WR

Eastham Energy All-Star Game

(Tempe, Ariz.)

- 2011 Marc Verica, QB

Hula Bowl

(Honolulu, Hawaii)

- 1967 Don Parker, E
- 1979 Russ Henderson, P
- 1981 Brian Musselman, C/G
- 1986 Jim Dombrowski, T
- Harold Garren, C
- 1989 John Ford, WR
- 1990 Ray Savage, DE/OLB
- 1991 Shawn Moore, QB
- Trevor Ryals, C
- Bruce McGonnigal, TE
- 1992 Matt Blundin, QB
- Donald Reynolds, DT
- Ray Roberts, T
- 1993 Terry Kirby, TB
- 1994 Aaron Mundy, TE
- 1996 Patrick Jeffers, WR
- 1998 Doug Karczewski, T
- 2003 Merrill Robertson, LB
- 2006 Brian Barthelmes, T
- 2008 Ian-Yates Cunningham, G

IntaJuice North South All Star Classic

(Houston, Texas)

- 2007 Christian Olsen, QB

Japan Bowl

(Tokyo, Japan)

- 1985 Lester Lyles, DB
- 1991 Shawn Moore, QB
- Tony Covington, DB
- Bruce McGonnigal, TE



Before playing in two Super Bowls and winning Super Bowl XLIX with the New England Patriots, Danny Aiken played in the 2011 Senior Bowl.



Morgan Moses played in the 2014 Senior Bowl before being selected in the third round of the 2014 NFL Draft by the Washington Redskins.

Las Vegas All-American Classic

(Las Vegas, Nev.)

2005 Marquis Weeks, S

Medal of Honor Bowl

(Charleston, S.C.)

2014 Luke Bowanko, C

2015 Kevin Parks, RB

National All-Stars Football Classic

(Orlando, Fla.)

1997 Mike Kelly, T

NFL Players Association Collegiate Bowl

(San Antonio, Texas - Carson, Calif.)

2010 Keith Payne, RB

2016 Canaan Severin, WR

2017 Taquan Mizzell, RB

North-South All-Star Shrine Game

(Miami, Fla.)

1966 Ed Carrington, E

George Stetter, DB

Raycom College Football All-Star Classic

(Montgomery, Ala.)

2013 Perry Jones, RB

Rotary Gridiron Classic

(Orlando, Fla.)

1999 Antonio Dingle, DT

2000 Johnny Shivers, DT

Shannon Taylor, LB

2002 Josh Lawson, G

Antwoine Womack, RB

2003 Jerton Evans, S

Senior Bowl

(Mobile, Ala.)

1963 Gary Cuzzo, QB

1964 Turnley Todd, C

1966 Bob Kowalkowski, G

1967 Ed Carrington, E

1973 Dave Sullivan, WR

1976 Scott Gardner, QB

Tom Glassic, OL

1985 Ron Mattes, DT

1986 Jim Dombrowski, T

Barry Word, RB

1989 David Griggs, LB

1991 Derek Dooley, WR

1992 Ray Roberts, T

1993 Chris Slade, DE

David Ware, T

1994 Mark Dixon, G

1995 Tyrone Davis, WR

Mike Frederick, DE

1997 Tiki Barber, RB

James Fariior, LB

Jamie Sharper, LB

1998 Germane Crowell, WR

1999 Antonio Dingle, DT

2000 John St. Clair, C

2003 Angelo Crowell, LB

2004 Matt Schaub, QB

2006 D'Brickashaw Ferguson, T

2009 Cedric Peerman, RB

John Phillips, TE

Clint Sintim, LB

2010 Chris Cook, CB

Rashawn Jackson, FB

- 2011 Danny Aiken, LS
- Ras-I Dowling, CB
- 2012 Cam Johnson, DE
- Chase Minnifield, CB
- 2013 Oday Aboushi, T
- 2014 Morgan Moses, T
- Brent Urban, DT
- 2015 Anthony Harris, SS
- 2016 Maurice Canady, CB
- 2017 Eric Smith, T
- 2018 Kurt Benkert, QB
- Quin Blanding, FS
- Andrew Brown, DE
- Micah Kiser, ILB
- 2019 Juan Thornhill, SS
- 2021 Tony Poljan, TE
- Charles Snowden, OLB
- 2022 Anthony Johnson, CB
- Dontayvion Wicks, WR

Texas vs. The Nation

(El Paso, Texas)

- 2007 Keenan Carter, NT
- Marcus Hamilton, CB
- 2008 Chris Gould, PK
- 2009 Antonio Appleby, LB
- 2010 Will Barker, OL

Tropical Bowl

(Daytona Beach, Fla.)

- 2016 Demetrious Nicholson, CB
- 2017 Albert Reid, RB

U.S. Bowl

(Washington, D.C.)

- 1962 Ron Gassert, T

VIRGINIA BOWL GAME HISTORY

UVA All-Time Bowl Results

Virginia's All-Time Bowl Record: 8-13

Date	Bowl	Result
Dec. 31, 1984	Peach	Virginia 27, Purdue 24
Dec. 22, 1987	All-American	Virginia 22, BYU 16
Jan. 1, 1990	Florida Citrus	Illinois 31, Virginia 21
Jan. 1, 1991	USF&G Sugar	Tennessee 23, Virginia 22
Dec. 29, 1991	Gator Bowl	Oklahoma 48, Virginia 14
Jan. 1, 1994	Carquest	Boston College 31, Virginia 13
Dec. 28, 1994	Independence	Virginia 20, TCU 10
Dec. 30, 1995	Peach	Virginia 34, Georgia 27
Dec. 27, 1996	Carquest	Miami 31, Virginia 21
Dec. 31, 1998	Chick-fil-A Peach	Georgia 35, Virginia 33
Dec. 30, 1999	Micronpc.com	Illinois 63, Virginia 21
Dec. 24, 2000	Jeep O'ahu	Georgia 37, Virginia 14
Dec. 28, 2002	Continental Tire	Virginia 48, West Virginia 22
Dec. 27, 2003	Continental Tire	Virginia 23, Pittsburgh 16
Dec. 27, 2004	MPC Computers	Fresno State 37, Virginia 34 (OT)
Dec. 30, 2005	Music City	Virginia 34, Minnesota 31
Jan. 1, 2008	Konica Minolta Gator	Texas Tech 31, Virginia 28
Dec. 31, 2011	Chick-fil-A	Auburn 43, Virginia 24
Dec. 28, 2017	Military	Navy 49, Virginia 7
Dec. 29, 2018	Belk	Virginia 28, South Carolina 0
Dec. 30, 2019	Capital One Orange	Florida 36, Virginia 28

Cavalier Bowl MVPs

Date	Bowl	Player
Dec. 31, 1984	Peach	Howard Petty, TB (Offense)
Dec. 31, 1984	Peach	Ray Daly, CB (Defense)
Dec. 22, 1987	All American	Scott Secules, QB
Dec. 29, 1991	Gator	Tyrone Lewis, S (Defense)
Dec. 28, 1994	Independence	Mike Groh, QB (Offense)
Dec. 28, 1994	Independence	Mike Frederick, DE (Defense)
Dec. 30, 1995	Peach	Tiki Barber, TB (Offense)
Dec. 30, 1995	Peach	Skeet Jones, LB (Defense)
Dec. 28, 2002	Continental Tire	Wali Lundy, TB
Dec. 27, 2003	Continental Tire	Matt Schaub, QB
Dec. 30, 2005	Music City	Marques Hagans, QB
Jan. 1, 2008	Gator	Chris Long, DE (Defense)
Dec. 29, 2018	Belk	Olamide Zaccheaus, HB



Bryce Perkins set a UVA bowl record with four passing touchdowns against No. 6 Florida in the 2019 Orange Bowl. He leaves UVA with a program bowl record seven career passing touchdowns. His 28 completions against the Gators is also a UVA bowl record.





UVA BOWL GAME INDIVIDUAL RECORDS

RUSHING

Attempts: 26, Jordan Ellis vs. South Carolina '18
Net Yards: 170, Mikell Simpson vs. Texas Tech '08
Touchdowns: 2, Wali Lundy vs. West Virginia '02, Wali Lundy vs. Minnesota '05
Longest Run: 96, Mikell Simpson vs. Texas Tech '08***

PASSING

Attempts: 41, Michael Rocco vs. Auburn '11
Completions: 28, Bryce Perkins vs. Florida '19
Completion Pct.: 78.1, Marques Hagans vs. Minnesota '05 (25 of 32)
Yards: 358, Marques Hagans vs. Minnesota '05
Had Intercepted: 2, on six occasions
Touchdowns: 4, Bryce Perkins vs. Florida '19
Longest Pass: 82, Mike Groh to Demetrius "Pete" Allen vs. Georgia '95

TOTAL OFFENSE

Plays: 54, Bryce Perkins vs. Florida '19
Net Yards: 384, Marques Hagans vs. Minnesota '05

RECEPTIONS

Receptions: 12, Olamide Zaccheaus vs. South Carolina '18
Yards: 161, Terrence Wilkins vs. Georgia '98
Touchdowns: 3, Olamide Zaccheaus vs. South Carolina '18
Long Play: 82, Demetrius "Pete" Allen from Mike Groh vs. Georgia '95

PUNT RETURNS

Number: 4, Ray Daly vs. Purdue, Terrence Wilkins vs. Georgia '98
Yards: 69, Marques Hagans vs. West Virginia '02
Longest Return: 69, Marques Hagans vs. West Virginia '02

***- second-longest run in bowl history

KICKOFF RETURNS

Number: 5, Jerrod Washington vs. Oklahoma '91
Olamide Zaccheaus at Navy '17
Yards: 135, Demetrius "Pete" Allen vs. Georgia '95
Longest Return: 98 (TD), Joe Reed at Navy '17

INTERCEPTIONS

Number: 2, Ray Daly vs. Purdue '84, Ronde Barber vs. Miami '96
Yards: 54, Juan Thornhill vs. South Carolina '18
Longest Return: 54, Juan Thornhill vs. South Carolina '18

PUNTS

Number: 7, Ed Garno vs. Oklahoma '91, Will Brice vs. Georgia '95,
Donnie Scott vs. Georgia '98
Average (Min. 3 Punts): 48.2, Nash Griffin vs. Florida '19 (6 punts)
Longest Punt: 70, Nash Griffin vs. Florida '19

SCORING

Points: 24, Wali Lundy vs. West Virginia '02
Points by Kicking: 12, Connor Hughes vs. West Virginia '02
Touchdowns: 4, Wali Lundy vs. West Virginia '02
PAT Attempts: 6, Connor Hughes vs. West Virginia '02
PAT Conversions: 6, Connor Hughes vs. West Virginia '02
FG Attempts: 4, Jake McInerney vs. Tennessee '91
Rafael Garcia vs. TCU '94
FG Made: 3, Jake McInerney vs. Tennessee '91, Connor Hughes vs. Pittsburgh '03
Longest FG: 44, Jake McInerney vs. Tennessee '91, Connor Hughes vs. Pittsburgh '03

DEFENSE

Tackles: 17, Randy Neal vs. Boston College '94
Tackles for Loss: 3, Jerton Evans vs. Georgia '00
Juan Thornhill at Navy '17
Sacks: 2, Jamie Sharper vs. Miami '96
Interceptions: 2, Ray Daly vs. Purdue '84, Ronde Barber vs. Miami '96
Passes Broken Up: 3, Marcus Hamilton vs. Minnesota '05
Fumbles Caused: 1, many times
Fumbles Recovered: 1, many times



Mikell Simpson's 96-yard rush against Texas Tech in the 2008 Gator Bowl is the second-longest rush in the history of college football bowl games. It is also the longest rush from scrimmage in UVA history.

CHRIS LONG



CAVALIERS IN THE PROS

Player (Pos.)—Last UVA Season

Oday Aoushi (OT)—2012
 New York Jets
 Houston Texans
 Seattle Seahawks
 Oakland Raiders
 Arizona Cardinals
 Detroit Lions
 Los Angeles Chargers
 Los Angeles Rams

Mike Abrams (P)—2001
 Tampa Bay Buccaneers

Danny Aiken (LS)— 2010
 Buffalo Bills
 New England Patriots
 New York Giants

Branden Albert (G)—2007
 Kansas City Chiefs
 Miami Dolphins
 Jacksonville Jaguars

Demetrius Allen (WR)—1995
 Atlanta Falcons
 Calgary Stampeders (CFL)

Dick Ambrose (LB)—1974
 Cleveland Browns

D'Angelo Amos (DB) - 2020
 Detroit Lions

Jeff Anderson (FB)—1968
 Washington Redskins

Maurice Anderson (DT)—1999
 New England Patriots
 New York Jets
 Miami Dolphins

Stuart Anderson (DE)—1981
 Kansas City Chiefs
 Washington Redskins
 Cleveland Browns

Dennis Andrews (E)—1962

Chicago Bears
 Antonio Appleby (LB)—2008
 New England Patriots

Marcus Applefield (OL) —2018
 Baltimore Ravens

Duane Ashman (DE)—1996
 Detroit Lions
 New Orleans Saints
 Denver Broncos
 Kansas City Chiefs

Jason Augustino (T)—1995
 Chicago Bears

Billy Baber (TE)—2000
 Kansas City Chiefs
 San Diego Chargers
 Tampa Bay Buccaneers
 Washington Redskins

Jim Bakhtiar (RB)—1957
 Calgary Stampeders (CFL)
 Montreal Alouettes (CFL)

George Baldwin (E)—1923
 Cleveland Bulldogs
 Brooklyn Horsemen (AFL)

Tiki Barber (RB)—1996
 New York Giants

Ronde Barber (CB)—1996
 Tampa Bay Buccaneers

Will Barker (OL)—2009
 Dallas Cowboys
 Tampa Bay Buccaneers
 Miami Dolphins

Brian Barthelmes (C)—2005
 New England Patriots

Chuck Belic (WR)—1972
 Pittsburgh Steelers

Kurt Benkert (QB) —2017
 Atlanta Falcons

Green Bay Packers
 San Francisco 49ers

Darryl Blackstock (LB)—2004
 Arizona Cardinals
 Cincinnati Bengals
 Oakland Raiders

Quin Blanding (S) —2017
 Washington Redskins
 Carolina Panthers

Joey Blount (S)—2021
Seattle Seahawks

Tony Blount (S)—1979
 New York Giants
 Atlanta Falcons
 Denver Gold (USFL)

Matt Blundin (QB)—1991
 Kansas City Chiefs
 Chicago Bears
 Detroit Lions

Joe Bock(C/DT)—1980
 Buffalo Bills
 New England Patriots
 St. Louis Cardinals
 Birmingham Stallions (USFL)
 Houston Gamblers (USFL)
 Toronto Argonauts (CFL)

David Bond (NG)—1984
 New York Giants

Luke Bowanko (C) — 2013
 Jacksonville Jaguars
 Baltimore Ravens
 New England Patriots
 Washington Redskins
 Detroit Lions

Rich Brand (DT)—1968
 Washington Redskins

Will Brice (P)—1996
 St. Louis Rams

New York Giants
 Green Bay Packers
 Cincinnati Bengals
 Philadelphia Eagles

Dejon Brissett (WR) — 2019
Toronto Argonauts (CFL)

Aaron Brooks (QB)—1998
 Green Bay Packers
 New Orleans Saints
 Oakland Raiders

Ahmad Brooks (LB)—2005
 Cincinnati Bengals
 San Francisco 49ers
 Green Bay Packers

Andrew Brown (DE) — 2017
 Cincinnati Bengals
 Houston Texans
 Los Angeles Chargers
 Chicago Bears
 Buffalo Bills

Elton Brown (G)—2004
 Arizona Cardinals

Roy Brown (G)—1989
 New York Giants

Ross Burbank (C)—2015
 Oakland Raiders
 Seattle Seahawks
 Dallas Cowboys

Kris Burd (WR) —2011
 New York Jets

Brad Butler (T)—2005
 Buffalo Bills

Maurice Canady (CB) — 2015
 Baltimore Ravens
 New York Jets
 Dallas Cowboys

Chris Canty (DE)—2004



Dallas Cowboys
 New York Giants
 Baltimore Ravens

Ed Carrington (TE)–1966
 Houston Oilers

Russ Carroccio (G)–1951
 New York Giants
 Philadelphia Eagles

Pat Chester (S)–1982
 Dallas Cowboys
 Washington Federals (USFL)

John Choma (DT)–1977
 San Diego Chargers
 San Francisco 49ers

Stu Christhilf (E)–1963
 New York Jets

Charles Churchman (RB)–1919
 Columbus Tigers

Kevin Coffey (WR)–2000
 Carolina Panthers

Henry Coley (ILB)–2014
 New Orleans Saints

Nate Collins (DT)–2009
 New York Giants
 Jacksonville Jaguars
 Chicago Bears

Matt Conrath (DT) - 2011
 St. Louis Rams
 Pittsburgh Steelers

Chris Cook (DB)–2009
 Minnesota Vikings
 San Francisco 49ers

Kevin Cook (CB/S)–1989
 Winnipeg Blue Bombers (CFL)

Jim Copeland (G/C)–1966
 Cleveland Browns

Trent Corney (DE) –2015
 Winnipeg Blue Bombers (CFL)

Tony Covington (CB)–1990
 Tampa Bay Buccaneers
 Seattle Seahawks

Casey Crawford (TE)–1999
 Carolina Panthers
 Tampa Bay Buccaneers

Angelo Crowell (LB)–2002
 Buffalo Bills
 Tampa Bay Buccaneers

Germane Crowell (WR)–1997
 Detroit Lions
 New Orleans Saints

Ian-Yates Cunningham (G)–2007
 Kansas City Chiefs

Gary Cuzzo (QB)–1962
 Baltimore Colts
 New Orleans Saints
 Minnesota Vikings
 St. Louis Cardinals

Almondo Curry (CB)–2003
 Montreal Alouettes (CFL)
 Saskatchewan Roughriders (CFL)

Ray Daly (CB)–1984
 Cleveland Browns

Bill Davis (WR)–1971
 Pittsburgh Steelers

Bob Davis (QB)–1966
 Houston Oilers

New York Jets
 New Orleans Saints
 Florida Blazers (WFL)

Harrison Davis (WR)–1973
 San Diego Chargers

Tyrone Davis (WR)–1994
 New York Jets
 Green Bay Packers

David Dean (DT) –2015
 Cincinnati Bengals
 Hamilton Tiger-Cats (CFL)

Jermaine Dias (LB)–2007
 Cleveland Browns

John Diehl (T)–1955
 Baltimore Colts
 Dallas Cowboys
 Oakland Raiders

Antonio Dingle (DT)–1998
 Pittsburgh Steelers
 Green Bay Packers
 Carolina Panthers

Mark Dixon (G)–1993
 Philadelphia Eagles
 Atlanta Falcons
 Baltimore Stallions (CFL)
 Montreal Alouettes (CFL)
 Miami Dolphins

Jim Dombrowski (T)–1985
 New Orleans Saints

Demetrius Dotson (WR)–2000
 Philadelphia Eagles

Ras-I Dowling (CB) – 2010
 New England Patriots
 New York Jets
 Oakland Raiders
 Carolina Panthers

John Duckett (LB)–2001
 Buffalo Bills

Bill Dudley (B)–1941
 Pittsburgh Steelers
 Detroit Lions
 Washington Redskins

Isaiah Ekejiuba (ST)–2004
 Arizona Cardinals
 Oakland Raiders
 Detroit Lions

Carlton Elliott (E)–1949
 Green Bay Packers

Jordan Ellis (RB) –2018
 Cincinnati Bengals

Percy Ellsworth (S)–1995
 New York Giants
 Cleveland Browns

Patrick Estes (TE)–2004
 San Francisco 49ers
 Buffalo Bills

Jerton Evans (S)–2002
 Buffalo Bills
 San Diego Chargers

James Farrior (LB)–1996
 New York Jets
 Pittsburgh Steelers

D'Brickashaw Ferguson (T)–2005
 New York Jets

Kevin Ferguson (TE)–1986
 San Diego Chargers

Alex Field (DE)–2008
 New York Giants
 Arizona Cardinals
 Cleveland Browns

Tim Finkelston (WR)–1989
 Indianapolis Colts

Nikki Fisher (RB)–1991
 Chicago Bears

Tyree Foreman (FB)–2001
 San Diego Chargers
 Chicago Bears

John Ford (WR)–1988
 Detroit Lions
 Seattle Seahawks

Tony Franklin (CB/S)–2006
 Kansas City Chiefs
 Atlanta Falcons

Paul Freedman (TE)–2012
 Dallas Cowboys

Mike Frederick (DE)–1994
 Cleveland Browns
 Baltimore Ravens
 New York Jets
 Tennessee Titans
 Philadelphia Eagles

Jeff Gaffney (PK)–1986
 San Diego Chargers

Scott Gardner (QB)–1975
 Buffalo Bills
 Washington Redskins

Ron Gassert (DT)–1961
 Green Bay Packers

Jim Gillette (RB/DB)–1939
 Cleveland Rams
 Chicago Bears
 Boston Yanks
 Green Bay Packers
 Detroit Lions

Chris Glaser (OL)–2021
New York Jets

Derrick Glasper (CB)–1978
 Pittsburgh Steelers

Tom Glassic (G)–1975
 Denver Broncos

Gary Gomolak (TE)–1979
 Pittsburgh Steelers

Dave Graham (T)–1962
 Philadelphia Eagles

Donny Green (LB)–2000
 Buffalo Bills
 Washington Redskins
 Dallas Cowboys
 Jacksonville Jaguars
 San Diego Chargers
 Oakland Raiders
 Atlanta Falcons
 Winnipeg Blue Bombers (CFL)

Steve Greer (LB)–2012
 Washington Redskins

Andre Grier (FL)–1979
 Cleveland Browns

Billy Griggs (TE)–1983
 New York Jets

Kansas City Chiefs
 Pittsburgh Steelers

David Griggs (LB)–1988
 New Orleans Saints
 Miami Dolphins
 San Diego Chargers

George Grimes (RB/DB)–1947
 Detroit Lions

Mike Groh (QB)–1995
 Baltimore Ravens

Bob Gunderman (E)–1955
 Pittsburgh Steelers

Marques Hagans (QB/WR)–2005
 St. Louis Rams
 Kansas City Chiefs
 Indianapolis Colts
 Washington Redskins

Dennis Haley (LB)–2004
 New York Jets
 Baltimore Ravens
 San Francisco 49ers
 Hamilton Tiger-Cats (CFL)
 BC Lions (CFL)

Bryce Hall (CB)–2019
 New York Jets

Tampa Bay Buccaneers

Vic Hall (WR)–2009
 Chicago Bears
 New York Jets

Jermaine Hardy (S)–2005
 Arizona Cardinals
 Carolina Panthers
 San Francisco 49ers

Eli Harold (DE)–2014
 San Francisco 49ers
 Detroit Lions
 Buffalo Bills
 Philadelphia Eagles

Anthony Harris (S)–2014
 Minnesota Vikings
 Denver Broncos
 Philadelphia Eagles

Antwan Harris (S)–1999
 New England Patriots
 Cleveland Browns

Arlen Harris (RB)–2001
 St. Louis Rams
 Detroit Lions

Jon Harris (DE)–1996
 Philadelphia Eagles
 Green Bay Packers
 Cleveland Browns
 New England Patriots
 Oakland Raiders

Tim Harris (CB)–2018
 San Francisco 49ers

St. Louis Battlehawks (UFL)

Chris Harrison (T)–1995
 Detroit Lions
 Minnesota Vikings
 Baltimore Ravens
 Denver Broncos

Ahmad Hawkins (CB)–2000
Atlanta Falcons
Kansas City Chiefs

Bryan Heath (C)–1994
Seattle Seahawks

Russ Henderson (P)–1978
Baltimore Colts

Scott Hillman (DE)–1985
Detroit Lions

Andrew Hoffman (NT)–2004
Cleveland Browns

DreQuan Hoskey (CB) – 2014
Washington Redskins

Jim Huddleston (G)–1985
Washington Redskins
Tampa Bay Buccaneers

Grant Hudson (DT)–1979
St. Louis Cardinals

Connor Hughes (PK)–2005
New Orleans Saints
Pittsburgh Steelers

Robert Hunt (T)–1998
Tampa Bay Buccaneers
New Orleans Saints
Kansas City Chiefs
Buffalo Bills

Michael Husted (PK)–1992
Tampa Bay Buccaneers
Oakland Raiders
Chicago Bears
Washington Redskins
Indianapolis Colts
Kansas City Chiefs

Dontrelle Inman (WR)– 2010
Jacksonville Jaguars
Toronto Argonauts (CFL)
San Diego/Los Angeles Chargers
Chicago Bears
Indianapolis Colts
New England Patriots
Los Angeles Chargers
Indianapolis Colts
Washington Football Team

Yubrenal Isabelle (LB)–2000
New England Patriots

Rashawn Jackson (FB)–2009
Carolina Panthers
Oakland Raiders

Carroll Jarvis (RB)–1966
San Diego Chargers

Patrick Jeffers (WR)–1995
Denver Broncos
Dallas Cowboys
Carolina Panthers

Greg Jeffries (CB)–1992
Detroit Lions
Miami Dolphins

Darius Jennings (WR)–2014
Cleveland Browns
Chicago Bears
New York Jets
Tennessee Titans
Los Angeles Chargers

Anthony Johnson (DB)–2022

New Orleans Saints
Green Bay Packers
Atlanta Falcons

Cam Johnson (DE) - 2011
San Francisco 49ers
Indianapolis Colts
Cleveland Browns
Detroit Lions

Henry Johnson (FL)–1982
Kansas City Chiefs

James Johnson (WR)–1999
Washington Redskins

Keon Johnson (WR)–2016
New York Giants

Jermese Jones (T)–2001
Pittsburgh Steelers
British Columbia Lions (CFL)
Winnipeg Blue Bombers (CFL)
Saskatchewan Roughriders (CFL)
Calgary Stampeders (CFL)

Thomas Jones (RB)–1999
Arizona Cardinals
Tampa Bay Buccaneers
Chicago Bears
New York Jets
Kansas City Chiefs

Henry Jordan (DT)–1956
Cleveland Browns
Green Bay Packers

Doug Karczewski (T)– 1997
New York Jets
Denver Broncos
Green Bay Packers

Dustin Keith (C)–2000
New York Jets
Washington Redskins
Dallas Cowboys

Stan Kemp (QB/WR)–1967
Winnipeg Blue Bombers (CFL)

Patrick Kerney (DE)–1998
Atlanta Falcons
Seattle Seahawks

P.J. Killian (LB)–1993
Cleveland Browns
Washington Redskins
Baltimore Ravens

Charles Kirby (RB)–1997
Indianapolis Colts
Kansas City Chiefs
Tampa Bay Buccaneers
Chicago Bears

Terry Kirby (RB)–1992
Miami Dolphins
San Francisco 49ers
Cleveland Browns
Oakland Raiders
Tampa Bay Buccaneers

Micah Kiser (LB) –2017
Los Angeles Rams
Denver Broncos
Las Vegas Raiders

Paul Klingensmith (S)–1967
San Diego Chargers

Bob Kowalkowski (G)–1965

Detroit Lions

Mark Krichbaum (DT)–1994
Chicago Bears
Denver Broncos

Ryan Kuehl (DT)–1994
San Francisco 49ers
Washington Redskins
Cleveland Browns
New York Giants

Jeff Lageman (LB)–1988
New York Jets
Jacksonville Jaguars

Noel LaMontagne (G)–1999
Cleveland Browns

Keith Lee (LB)–1981
Dallas Cowboys
New England Patriots

Jimmy Lesane (DB/RB)–1951
Chicago Bears
Baltimore Colts

Andre Levrone (WR)–2017
Baltimore Ravens
Carolina Panthers

Howard Lewis (CB)–1983
Washington Federals (USFL)
New England Patriots

Tyrone Lewis (S)–1991
Miami Dolphins

Chris Long (DE)–2007
St. Louis Rams
New England Patriots
Philadelphia Eagles

Wali Lundy (RB)–2005
Houston Texans

Chris Luzar (TE)–2001
Jacksonville Jaguars
New York Giants

Keith Lyle (S)–1993
Los Angeles/St. Louis Rams
Washington Redskins
Atlanta Falcons
San Diego Chargers

Lester Lyles (S)–1984
New York Jets
Phoenix Cardinals
San Diego Chargers

Nate Lyles (S)–2007
New York Jets
Oakland Raiders

Jordan Mack (LB)–2019
Carolina Panthers

Don Majkowski (QB)–1986
Green Bay Packers
Indianapolis Colts
Detroit Lions

Raymond Mann (LB)–2003
Calgary Stampeders (CFL)

Ted Marchibroda (WR)–1979
Philadelphia Eagles

Tavon Mason (WR)–2001
New York Jets

Ron Mattes (DT)–1984
Seattle Seahawks
New York Jets

Chicago Bears
Indianapolis Colts
San Francisco 49ers

Keith Mattioli (WR)–1987
Pittsburgh Steelers

Greg McClellan (CB)–1993
Dallas Cowboys

Felton McConnell (T)–1920
Buffalo Bisons

Jake McGee (TE)–2013
Carolina Panthers
Oakland Raiders
San Diego Chargers
Pittsburgh Steelers

Bruce McGonnigal (TE)–1990
Pittsburgh Steelers
Cleveland Browns

Michael McGrew (WR)–2004
New England Patriots

Jake McInerney (PK)–1990
Tampa Bay Buccaneers

Lee McLaughlin (G)–1940
Green Bay Packers

Rodney McLeod (S) - 2011
St. Louis Rams
Philadelphia Eagles
Indianapolis Colts
Cleveland Browns

Billy McMullen (WR)– 2002
Philadelphia Eagles
Minnesota Vikings
Washington Redskins
Seattle Seahawks
Detroit Lions

Andre McNeal (LB)–1997
Ottawa Renegades (CFL)
Toronto Argonauts (CFL)
Hamilton Tiger Cats (CFL)

Darrell Medley (RB)–1996
Cincinnati Bengals

Kent Merritt (RB)–1973
New Orleans Saints

Bob Miller (T)–1951
Detroit Lions

Heath Miller (TE)–2004
Pittsburgh Steelers

Chris Minear (T)–1987
Dallas Cowboys

Fontel Mines (WR)–2006
Chicago Bears

Chase Minnifield (CB) - 2011
Washington Redskins

Taquan Mizzell (RB)–2016
Baltimore Ravens
Chicago Bears
New Orleans Saints

Eugene Monroe (T)–2008
Jacksonville Jaguars
Baltimore Ravens

John Montelus (OG) –2017
Detroit Lions

Tim Moon (TE)–1979
Detroit Lions
New York Jets



Herman Moore (WR)–1990
 Detroit Lions
 New York Giants

Mike Moore (DE)–2015
 Ottawa Redblacks (CFL)
 Edmonton Eskimos (CFL)
 Montreal Alouettes (CFL)
 Calgary Stampedes (CFL)

Shawn Moore (QB)–1990
 Denver Broncos
 Arizona Cardinals
 Ottawa Rough Riders (CFL)
 Winnipeg Blue Bombers (CFL)

Steve Morse (RB)–1984
 Pittsburgh Steelers

Jon Muha (SE)–1985
 Indianapolis Colts

Morgan Moses (OT) – 2013
 Washington Redskins
New York Jets
 Baltimore Ravens

Aaron Mundy (TE)–1993
 Dallas Cowboys
 Philadelphia Eagles

Quentin Murray (DE)–1980
 Kansas City Chiefs

Brian Musselman (C)–1980
 Oakland Raiders
 New England Patriots
 Washington Federals (USFL)
 Orlando Renegades (USFL)

John Naponick (T/DT)–1967
 Winnipeg Blue Bombers (CFL)
 Montreal Alouettes (CFL)

Randy Neal (LB)–1994
 Cleveland Browns
 Green Bay Packers
 Cincinnati Bengals
 San Francisco 49ers

Bobby Neely (TE)–1995
 Chicago Bears
 Miami Dolphins

Sherard Newby (S)–2002
 Toronto Argonauts(CFL)

Mike Newhall (TE)–1979
 New England Patriots

Tim O’Connor (T)–1989
 Cincinnati Bengals

Kevin Ogletree (WR)–2008
 Dallas Cowboys
 Tampa Bay Buccaneers
 Detroit Lions
 New York Giants

Bob Olderman (G)–1984
 Kansas City Chiefs
 Denver Broncos

Mike Ozdowski (DT)–1976
 Baltimore Colts

Joe Palumbo (MG)–1951
 San Francisco 49ers

John Papit (RB)–1950
 Washington Redskins

Green Bay Packers

Kai Parham (LB)–2005
 Dallas Cowboys
 Winnipeg Blue Bombers (CFL)

Don Parker (DT)–1966
 San Francisco 49ers

Zane Parr (DE) – 2010
 Houston Texans

Austin Pasztor (OG) - 2011
 Minnesota Vikings
 Jacksonville Jaguars
 Cleveland Browns
 Atlanta Falcons
 Tennessee Titans

Chris Peace (DE) –2018
 Los Angeles Chargers
 New York Giants

Alvin Pearman (RB)–2004
 Jacksonville Jaguars
 Seattle Seahawks
 Tennessee Titans

Cedric Peerman (RB)–2008
 Baltimore Ravens
 Cleveland Browns
 Detroit Lions
 Cincinnati Bengals

Bryce Perkins (QB)–2019
 Los Angeles Rams

Rayotis Perkins (DT)–1986
 Dallas Cowboys
 Cleveland Browns

John Phillips (TE)–2008
 Dallas Cowboys
 San Diego Chargers
 Denver Broncos
 New Orleans Saints
 Arizona Cardinals
 Kansas City Chiefs

Kurt Pierce (G)–1980
 Baltimore Colts
 Miami Dolphins

Malcolm Pittman (SE/FL)–1985
 Baltimore Stars (USFL)

Anthony Poindexter (S)–1998
 Baltimore Ravens
 Cleveland Browns

Tony Polijan (TE) - 2020
 Baltimore Ravens

Monsanto Pope (DT)–2001
 Denver Broncos
 New York Jets

Steve Potter (LB)–1979
 Oakland Raiders
 Miami Dolphins
 Kansas City Chiefs
 Buffalo Bills

Frank Quayle (RB)–1968
 Denver Broncos

Wali Rainer (LB)–1998
 Cleveland Browns
 Jacksonville Jaguars
 Detroit Lions
 Houston Texans

Sonny Randle (WR)–1958
 Chicago Cardinals
 St. Louis Cardinals

San Francisco 49ers
 Dallas Cowboys

Bob Rannigan (LB)–1969
 Cleveland Browns

Vince Redd (DE/LB)–2005
 New England Patriots

Joe Reed (WR)–2019
 Los Angeles Chargers

Jim Reid (T)–1993
 Houston Oilers

Justin Renfrow (DT) – 2012
 Arizona Cardinals
 Green Bay Packers
 Seattle Seahawks
 San Francisco 49ers
 Dallas Cowboys
 Buffalo Bills
 Calgary Stampeders (CFL)
 BC Lions (CFL)
 Edmonton Elks (CFL)

Don Reynolds (DT)–1991
 Atlanta Falcons
 Detroit Lions
 New England Patriots
 Washington Redskins

Ed Reynolds (DE)–1982
 New England Patriots
 New York Giants

La’Roy Reynolds (LB) –2012
 Jacksonville Jaguars
 Chicago Bears
 Atlanta Falcons
 Philadelphia Eagles
 San Francisco 49ers
 Atlanta Falcons
 New York Jets
 New England Patriots

Kevin Riccio (TE)–1982
 Denver Broncos
 Seattle Seahawks
 Chicago Bears

Antonio Rice (RB)–1986
 Dallas Cowboys

David Rivers (QB)–1999
 St. Louis Rams
 Atlanta Falcons
 Oakland Raiders

Ray Roberts (T)–1991
 Seattle Seahawks
 Detroit Lions

Merrill Robertson (LB)–2002
 Philadelphia Eagles
 Minnesota Vikings

Paul Rogers (T)–1968
 Washington Redskins

Evan Routzahn (G)–2001
 Indianapolis Colts

Joe Rowe (CB)–1996
 St. Louis Rams

Bob Rowley (LB)–1962
 Pittsburgh Steelers
 New York Jets

Trevor Ryals (C)–1990
 Los Angeles Rams

Dan Ryczek (C)–1970

Washington Redskins
 Tampa Bay Buccaneers
 Los Angeles Rams

Paul Ryczek (C)–1973
 Atlanta Falcons
 New Orleans Saints
 Philadelphia Eagles

Ted Rzempoluch (FB)–1962
 Washington Redskins

Tim Samec (C)–1992
 Pittsburgh Steelers

Darryl Sanders (DE)–2001
 San Francisco 49ers

Tom Santi (TE)–2007
 Indianapolis Colts

Mark Sanford (FB)–1981
 Dallas Cowboys
 Washington Federals (USFL)

Ray Savage (LB)–1989
 Los Angeles Rams
 Philadelphia Eagles
 Indianapolis Colts
 Shreveport Pirates (CFL)

Matt Schaub (QB)–2003
 Atlanta Falcons
 Houston Texans
 Oakland Raiders
 Baltimore Ravens

Brennan Schmidt (DE)–2005
 New York Jets

Peter Schmidt (CB)–1969
 Boston Patriots

Gene Schroeder (E)–1950
 Chicago Bears

Wayne Schuchts (QB)–1983
 Dallas Cowboys
 New York Jets
 Miami Dolphins

Donnie Scott (P)–1999
 Carolina Panthers

Tom Scott (LB/DE)–1952
 Philadelphia Eagles
 New York Giants

Scott Secules (QB) –1987
 Dallas Cowboys
 Miami Dolphins
 New England Patriots

Andy Selfridge (DT)–1971
 Buffalo Bills
 New York Giants
 Miami Dolphins

Canaan Severin (WR)–2015
 Pittsburgh Steelers
 New York Giants

Jamie Sharper (LB)–1996
 Baltimore Ravens
 Houston Texans
 Seattle Seahawks

Greg Shelly (T)–1968
 Cleveland Browns

Ken Shelton (FL)–1974
Denver Broncos

Ralph Shoaf (RB)–1949
Washington Redskins

Terry Sieg (B)–1962
Oakland Raiders
Cleveland Browns

Mikell Simpson (RB)–2009
Cincinnati Bengals

Phillip Sims (QB)–2012
Arizona Cardinals

Clint Sintim (LB)–2008
New York Giants

Chris Slade (DE)–1992
New England Patriots
Carolina Panthers

Billy Smith (SE)–1983
New York Jets

Carl Smith (CB)–1994
Indianapolis Colts

Darryl Smith (CB)–1982
Washington Redskins

Eric Smith (OT)–2016
Miami Dolphins
New England Patriots
New York Jets
New York Giants
Dallas Cowboys
Arizona Cardinals
Tennessee Titans

Kurt Smith (PK)–2005
San Diego Chargers
New Orleans Saints
Seattle Seahawks

Tim Smith (WR) – 2013
Cleveland Browns
Hamilton Tiger-Cats (CFL)

Jason Snelling (FB)–2006
Atlanta Falcons

Charles Snowden (DE)–2020
Chicago Bears
Tampa Bay Buccaneers
Las Vegas Raiders

Jake Snyder (DE) – 2013
Minnesota Vikings

Anthony Southern (RB)–1999
Philadelphia Eagles

Joe Spaziani (LS)– 2018
Toronto Argonauts (CFL)

Bryson Spinner (QB)–2001
Jacksonville Jaguars
Seattle Seahawks
Washington Redskins
San Francisco 49ers

John St. Clair (C)–1999
St. Louis Rams
Miami Dolphins
Chicago Bears
Cleveland Browns

Chris Stearns (DT/G)–1990
Washington Redskins

George Stetter (DB)–1966

Montreal Alouettes (CFL)

Jonathan Stupar (TE)–2007
New England Patriots
Buffalo Bills
Baltimore Ravens

Dwayne Stukes (CB)–1999
Atlanta Falcons
Pittsburgh Steelers
Tampa Bay Buccaneers

Dave Sullivan (T)–1982
Dallas Cowboys
Washington Federals (USFL)

Dave Sullivan (WR)–1972
Cleveland Browns

Russ Swan (LB)–1985
Dallas Cowboys

Ryan Swoboda (OL)–2021
New York Jets
Atlanta Falcons

Greg Taylor (FL)–1981
New England Patriots
Washington Federals (USFL)
Orlando Renegades (USFL)

Shannon Taylor (LB)–1999
San Diego Chargers
Baltimore Ravens
Houston Texans
Jacksonville Jaguars

Art Thomas (CB/WR)–2003
New York Jets
New York Giants
Miami Dolphins

Juan Thornhill (SS)–2018
Kansas City Chiefs
Cleveland Browns

T.J. Thorpe (WR)–2015
Washington Redskins
Winnipeg Blue Bombers (CFL)
Saskatchewan Roughriders (CFL)

Byron Thweatt (LB)–2000
Tampa Bay Buccaneers
Tennessee Titans

Turnley Todd (C/G)–1963
Green Bay Packers
New York Giants
Philadelphia Eagles

Terrence Tomlin (WR)–1992
Tampa Bay Buccaneers

Joe Torchia (TE)– 2010
Washington Redskins

Bill Troup (QB)–1970
Baltimore Colts

Brent Urban (DT) – 2013
Baltimore Ravens
Tennessee Titans
Chicago Bears
Dallas Cowboys

Scott Urch (DT)–1986
Dallas Cowboys

Max Valles (OLB)–2014
Oakland Raiders
Buffalo Bills

Marc Verica (QB)– 2010

Washington Redskins

Tommy Vigorito (RB)–1980
Miami Dolphins

Ausar Walcott (LB/DE)–2012
Cleveland Browns

Quentin Walker (WR)–1983
St. Louis Cardinals
Tampa Bay Buccaneers

Jason Wallace (CB)–1990
Indianapolis Colts
Sacramento Gold Miners (CFL)
San Antonio Texans (CFL)
Toronto Argonauts (CFL)

David Ware (T)–1992
New York Jets
Miami Dolphins
Kansas City Chiefs

Chris Warren (RB)–1986
Seattle Seahawks
Dallas Cowboys
Philadelphia Eagles

Jerrold Washington (RB)–1993
New England Patriots

Patrick Washington (RB)–2000
Jacksonville Jaguars

David Watford (QB)–2014
Philadelphia Eagles
Saskatchewan Roughriders (CFL)
Hamilton Tiger-Cats (CFL)

Charles Way (RB)–1994
New York Giants

Marquis Weeks (RB/S)–2004
Seattle Seahawks
Denver Broncos

Todd White (DT)–1996
Montreal Alouettes (CFL)

Dontayvion Wicks (WR)–2022
Green Bay Packers

Terrence Wilkins (WR)–1998
Indianapolis Colts
St. Louis Rams
Carolina Panthers
Miami Dolphins
Calgary Stampeders (CFL)

Deyon Williams (WR)–2006
Washington Redskins

Marcus Wilson (RB)–1989
Los Angeles Raiders
Green Bay Packers
Jacksonville Jaguars

Jamaine Winborne (CB)–2003
New York Giants
Baltimore Ravens

Antwoine Womack (RB)–2001
New England Patriots
New York Giants

Jelani Woods
Indianapolis Colts

Barry Word (RB)–1985
New Orleans Saints
Kansas City Chiefs
Minnesota Vikings
Arizona Cardinals

Olamide Zaccheaus (WR) –2018
Atlanta Falcons
Philadelphia Eagles
Washington Commanders
Geno Zimmerlink (TE/SE)–1985
Indianapolis Colts
Atlanta Falcons

Bold face indicates active player during the 2023 season. The list includes players who were drafted by professional teams as well as those who signed free-agent contracts.



CAVALIERS IN THE SUPER BOWL

Virginia players who have played in the Super Bowl or were on Super Bowl rosters:

Game	Player, Pos.	Team
Super Bowl I	Henry Jordan, DT	Green Bay Packers *
Super Bowl II	Henry Jordan, DT	Green Bay Packers *
Super Bowl IV	Gary Cuozzo, QB	Minnesota Vikings
Super Bowl XII	Tom Glassic, G	Denver Broncos
Super Bowl XVI	John Choma, G/T	San Francisco 49ers *
Super Bowl XVII	Stuart Anderson, LB	Washington Redskins (IR)*
	Steve Potter, LB	Miami Dolphins
	Tommy Vigorito, RB	Miami Dolphins
Super Bowl XVIII	Stuart Anderson, LB	Washington Redskins
Super Bowl XX	Ed Reynolds, LB	New England Patriots
Super Bowl XXIX	David Griggs, LB	San Diego Chargers
Super Bowl XXXI	Chris Slade, LB	New England Patriots
Super Bowl XXXII	Patrick Jeffers, WR	Denver Broncos *
Super Bowl XXXIV	Keith Lyle, S	St. Louis Rams *
	Mike Frederick, DE	Tennessee Titans (IA)
Super Bowl XXXV	Jamie Sharper, LB	Baltimore Ravens *
	Anthony Poindexter, S	Baltimore Ravens (IA) *
	Tiki Barber, TB	New York Giants
Super Bowl XXXVI	Antwan Harris, CB	New England Patriots *
	John St. Clair, T	St. Louis Rams (IA)
Super Bowl XXXVII	Ronde Barber, CB	Tampa Bay Buccaneers *
	Casey Crawford, TE	Tampa Bay Buccaneers (IA) *
Super Bowl XXXVIII	Antwan Harris, CB	New England Patriots (IA) *
Super Bowl XXXIX	Billy McMullen, WR	Philadelphia Eagles (IA)
Super Bowl XL	James Farrior, LB	Pittsburgh Steelers *
	Heath Miller, TE	Pittsburgh Steelers *
Super Bowl XLI	Thomas Jones, RB	Chicago Bears
	John St. Clair, OT	Chicago Bears
Super Bowl XLII	Ryan Kuehl, LS	New York Giants (IR)*
Super Bowl XLIII	James Farrior, LB	Pittsburgh Steelers *
	Heath Miller, TE	Pittsburgh Steelers *
	Elton Brown, OG	Arizona Cardinals
Super Bowl XLIV	Tom Santi, TE	Indianapolis Colts (IR)
Super Bowl XLV	James Farrior, LB	Pittsburgh Steelers
	Heath Miller, TE	Pittsburgh Steelers
Super Bowl XLVI	Chris Canty, DE	New York Giants*
	Clint Sintim, LB	New York Giants* (IR)
	Danny Aiken, LS	New England Patriots
	Ras-I Dowling, CB	New England Patriots (IR)
Super Bowl XLVII	Ahmad Brooks, LB	San Francisco 49ers
	Cam Johnson, LB	San Francisco 49ers
Super Bowl XLIX	Danny Aiken, LS	New England Patriots*
	Justin Renfrow, OT	Seattle Seahawks (IA)
Super Bowl 50	Ras-I Dowling, CB	Carolina Panthers (IA)
Super Bowl LI	Chris Long, DE	New England Patriots*
	La’Roy Reynolds, OLB	Atlanta Falcons
	Matt Schaub, QB	Atlanta Falcons
Super Bowl LII	Chris Long, DE	Philadelphia Eagles*
	Rodney McLeod, S	Philadelphia Eagles*
Super Bowl LIII	Micah Kiser, LB	Los Angeles Rams
Super Bowl LIV	Juan Thornhill, S	Kansas City Chiefs (IR)*
Super Bowl LV	Juan Thornhill, S	Kansas City Chiefs
Super Bowl LVI	Bryce Perkins, QB	Los Angeles Rams*
Super Bowl LVII	Juan Thornhill, S	Kansas City Chiefs*
	Anthony Harris (IA)	Philadelphia Eagles

IR - Injured reserve · IA - Inactive roster · * Super Bowl champions





Virginia has had at least one player drafted in 38 drafts of the last 39 NFL Drafts.

ALL-TIME NFL DRAFT PICKS

Year	Name	Pos.	Team	Round (Overall)	Year	Name	Pos.	Team	Round (Overall)
1940	Jim Gillette	B	Green Bay Packers	18 (169)	1958	John Diehl	T	Baltimore Colts	7 (82)
1942	Bill Dudley	B	Pittsburgh Steelers	1 (1)		Harold Outten	T	Detroit Lions	7 (85)
1945	John Duda	B	Philadelphia Eagles	14 (140)		Fred Polzer	T	Washington Redskins	16 (186)
1946	Joe Kirkland	T	Boston Yanks	13 (112)		Sonny Randle	B	Chicago Cardinals	19 (218)
	Charlie Ellis	B	New York Giants	28 (265)	1960	Dave Graham	E	Philadelphia Eagles	13 (153)
1947	Tom Dudley	E	Washington Redskins	23 (208)	1962	Ron Gassert	T	Green Bay Packers	4 (56)
1948	Bruce Bailey	B	Los Angeles Rams	5 (30)	1963	Turnley Todd	LB	Green Bay Packers	7 (85)
	George Grimes	B	Los Angeles Rams	6 (40)	1964	Terry Sieg	HB	Cleveland Browns	14 (194)
	Ray Brown	B	Chicago Bears	18 (164)	1965	Bob Kowalkowski	G	Detroit Lions	7 (95)
	Lockwood Frizzell	C	Philadelphia Eagles	22 (204)	1966	Don Parker	G	San Francisco 49ers	4 (56)
	Joe McCary	B	Boston Yanks	28 (259)		John Pincavage	HB	Detroit Lions	8 (117)
	George Neff	B	Boston Yanks	32 (294)	1967	Bob Davis	QB	Houston Oilers	2 (30)
1949	Joe Leonard	T	Los Angeles Rams	19 (187)		Ed Carrington	FL	Houston Oilers	7 (164)
1950	Carlton Elliott	E	Green Bay Packers	13 (160)		Jim Copeland	G	Cleveland Browns	10 (255)
	Ralph Shoaf	B	Washington Redskins	28 (357)		Carroll Jarvis	HB	San Diego Chargers	11 (277)
1951	Gene Schroeder	E	Chicago Bears	1 (12)		George Stetter	DB	New Orleans Saints	14 (367)
	John Papit	B	Washington Redskins	7 (76)	1968	John Naponick	T	Oakland Raiders	5 (136)
	Dick Johnson	T	Green Bay Packers	20 (233)	1969	Frank Quayle	RB	Denver Broncos	5 (113)
1952	Bob Miller	T	Detroit Lions	5 (58)		Jeff Anderson	RB	Washington Redskins	7 (166)
	Jimmy Lesane	B	Chicago Bears	20 (236)		Greg Shelly	G	Cleveland Browns	10 (254)
	Joe Palumbo	G	San Francisco 49ers	28 (334)		Rick Brand	DT	Washington Redskins	14 (347)
1953	Tom Scott	E	Los Angeles Rams	5 (60)		Paul Rogers	T	Washington Redskins	15 (374)
	Bob Tata	B	Detroit Lions	21 (253)	1971	Dan Ryczek	C	Washington Redskins	13 (322)
1954	Joe Mehalick	T	Philadelphia Eagles	13 (153)	1972	Andy Selfridge	LB	San Diego Chargers	13 (321)
1956	John Polzer	LB	Baltimore Colts	15 (175)	1973	Dave Sullivan	WR	Cleveland Browns	15 (384)
	Herb Hartwell	B	Baltimore Colts	27 (319)	1974	Harrison Davis	WR	San Diego Chargers	4 (81)
1957	Henry Jordan	T	Cleveland Browns	5 (52)		Paul Ryczek	C	Atlanta Falcons	10 (252)
	Bob Gunderman	E	Detroit Lions	19 (227)		Kent Merritt	WR	New Orleans Saints	11 (270)
					1975	Dick Ambrose	LB	Cleveland Browns	12 (290)



Year	Name	Pos.	Team	Round (Overall)
	Ken Shelton	TE	Denver Broncos	15 (381)
1976	Tom Glassic	G	Denver Broncos	1 (15)
	Scott Gardner	QB	Buffalo Bills	8 (215)
1977	Mike Ozdowski	DE	Baltimore Colts	2 (53)
1978	John Choma	G	San Diego Chargers	5 (135)
1979	Russ Henderson	P	Baltimore Colts	9 (224)
1980	Tony Blount	DB	New York Giants	5 (118)
	Grant Hudson	DT	St. Louis Cardinals	8 (211)
1981	Tom Vigorito	RB	Miami Dolphins	5 (138)
1982	Stuart Anderson	LB	Kansas City Chiefs	4 (104)
	Greg Taylor	KR	New England Patriots	12 (308)
1984	Quentin Walker	RB	St. Louis Cardinals	7 (185)
	Billy Griggs	TE	New York Jets	8 (203)
1985	Lester Lyles	DB	New York Jets	2 (40)
	Bob Olderman	OG	Kansas City Chiefs	4 (99)
	Ron Mattes	DT	Seattle Seahawks	7 (193)
1986	Jim Dombrowski	OT	New Orleans Saints	1 (6)
	Barry Word	RB	New Orleans Saints	3 (62)
	Jim Huddleston	OG	Washington Redskins	6 (156)
1987	Don Majkowski	QB	Green Bay Packers	10 (255)
1988	Scott Secules	QB	Dallas Cowboys	6 (151)
1989	Jeff Lageman	LB	New York Jets	1 (14)
	John Ford	WR	Detroit Lions	2 (30)
1990	Marcus Wilson	RB	Los Angeles Raiders	6 (149)
	Ray Savage	DE	Los Angeles Rams	8 (198)
	Tim O'Connor	OT	Cincinnati Bengals	11 (288)
1991	Herman Moore	WR	Detroit Lions	1 (10)
	Tony Covington	DB	Tampa Bay Buccaneers	4 (93)
	Bruce McGonnigal	TE	Pittsburgh Steelers	9 (239)
	Shawn Moore	QB	Denver Broncos	11 (284)
1992	Ray Roberts	OT	Seattle Seahawks	1 (10)
	Matt Blundin	QB	Kansas City Chiefs	2 (40)
	Nikki Fisher	RB	Chicago Bears	10 (273)
1993	Chris Slade	DE	New England Patriots	2 (31)
	Terry Kirby	RB	Miami Dolphins	3 (78)
	David Ware	OT	New York Jets	4 (88)
	Greg Jeffries	DB	Detroit Lions	6 (147)
1994	Keith Lyle	DB	Los Angeles Rams	3 (71)
	Jim Reid	OT	Houston Oilers	5 (161)
1995	Mike Frederick	DE	Cleveland Browns	3 (94)
	Tyrone Davis	WR	New York Jets	4 (107)
	Charles Way	RB	New York Giants	6 (206)
1996	Patrick Jeffers	WR	Denver Broncos	5 (159)
1997	James Farrior	LB	New York Jets	1 (8)
	Jon Harris	DE	Philadelphia Eagles	1 (25)
	Jamie Sharper	LB	Baltimore Ravens	2 (34)
	Tiki Barber	RB	New York Giants	2 (36)
	Ronde Barber	DB	Tampa Bay Buccaneers	3 (66)
	Duane Ashman	DE	Detroit Lions	5 (161)
1998	Germane Crowell	WR	Detroit Lions	2 (50)
	Doug Karczewski	OT	New York Jets	5 (141)
1999	Derrick Kerney	DE	Atlanta Falcons	1 (30)
	Wali Rainer	LB	Cleveland Browns	4 (124)
	Aaron Brooks	QB	Green Bay Packers	4 (131)
	Antonio Dingle	DT	Pittsburgh Steelers	7 (214)
	Anthony Poindexter	DB	Baltimore Ravens	7 (216)
	Robert Hunt	OT	Tampa Bay Buccaneers	7 (226)
2000	Thomas Jones	RB	Arizona Cardinals	1 (7)
	John St. Clair	C	St. Louis Rams	3 (94)
	Shannon Taylor	LB	San Diego Chargers	6 (184)
	Antwan Harris	DB	New England Patriots	6 (187)
2001	Billy Baber	TE	Kansas City Chiefs	5 (141)
2002	Chris Luzar	TE	Jacksonville Jaguars	4 (118)
	Monsanto Pope	DT	Denver Broncos	7 (231)
	Antwoine Womack	RB	New England Patriots	7 (237)
Year	Name	Pos.	Team	Round (Overall)
2003	Angelo Crowell	LB	Buffalo Bills	3 (94)
	Billy McMullen	WR	Philadelphia Eagles	3 (95)
2004	Matt Schaub	QB	Atlanta Falcons	3 (90)
2005	Heath Miller	TE	Pittsburgh Steelers	1 (30)
	Darryl Blackstock	LB	Arizona Cardinals	3 (95)
	Elton Brown	OG	Arizona Cardinals	4 (111)
	Alvin Pearman	RB	Jacksonville Jaguars	4 (127)
	Chris Canty	DE	Dallas Cowboys	4 (132)
	Andrew Hoffman	NT	Cleveland Browns	6 (203)
	Patrick Estes	TE	San Francisco 49ers	7 (248)
2006	D'Brickshaw Ferguson	OT	New York Jets	1 (4)
	Brad Butler	OT	Buffalo Bills	5 (143)
	Marques Hagans	WR	St. Louis Rams	5 (144)
	Wali Lundy	TB	Houston Texans	6 (170)
	Kurt Smith	PK	San Diego Chargers	6 (188)
2006	Ahmad Brooks	LB	Cincinnati Bengals	3
2007	Jason Snelling	FB	Atlanta Falcons	7 (244)
	Marcus Hamilton	CB	Tampa Bay Buccaneers	7 (245)
2008	Chris Long	DE	St. Louis Rams	1 (2)
	Branden Albert	OG	Kansas City Chiefs	1 (15)
	Tom Santi	TE	Indianapolis Colts	6 (196)
2009	Eugene Monroe	OT	Jacksonville Jaguars	1 (8)
	Clint Sintim	LB	New York Giants	2 (45)
	Cedric Peerman	RB	Baltimore Ravens	6 (189)
	John Phillips	TE	Dallas Cowboys	6 (208)
2010	Chris Cook	CB	Minnesota Vikings	2 (34)
2011	Ras-I Dowling	CB	New England Patriots	2 (33)
2012	Cam Johnson	DE	San Francisco 49ers	7 (237)
2013	Oday Aboushi	OT	New York Jets	5 (141)
2014	Morgan Moses	OT	Washington Redskins	3 (66)
	Brent Urban	DT	Baltimore Ravens	4 (134)
	Luke Bowanko	C	Jacksonville Jaguars	6 (205)
2015	Eli Harold	DE	San Francisco 49ers	3 (79)
	Max Valles	OLB	Oakland Raiders	6 (179)
2016	Maurice Canady	CB	Baltimore Ravens	6 (209)
2018	Micah Kiser	ILB	Los Angeles Rams	5 (147)
	Andrew Brown	DE	Cincinnati Bengals	5 (158)
2019	Juan Thornhill	SS	Kansas City Chiefs	2 (63)
	Tim Harris	CB	San Francisco 49ers	6 (198)
2020	Joe Reed	WR	Los Angeles Chargers	5 (151)
	Bryce Hall	CB	New York Jets	5 (158)
2021	Jelani Woods	TE	Indianapolis Colts	3 (73)
2022	Dontayvion Wicks	WR	Green Bay Packers	5 (159)
2023	Malik Washington	WR	Miami Dolphins	6 (184)



Chris Long was the second overall draft selection by the St. Louis Rams in 2008 - **Bill Dudley**, drafted No. 1 overall in 1942, is the only Cavalier to be drafted higher.



SCOTT STADIUM

The Home of Virginia Football

Entering its 94th season as the home for Virginia football, the Carl Smith Center, home of David A. Harrison III Field at Scott Stadium, with its unique architectural design, scenic setting on the University's Grounds and exceptional sight lines, is one of the nation's finest college football settings.

Opened in 1931, Scott Stadium might be one of the oldest campus college football stadiums in the nation, but you could never tell from its appearance. Numerous upgrades and expansions over the decade fine it a modern home for the Cavaliers and their fans.

Scott Stadium was the gift of Frederic William Scott and Elisabeth Strother Scott, and was dedicated to the memory of his parents, Frederic Robert Scott and Frances Branch Scott.

Virginia played its dedication game at Scott Stadium on Oct. 15, 1931 against the Virginia Military Institute before a then-capacity crowd of 22,000. Prior to that season, the Cavaliers staged their home games at the University's Lambeth Field.

Since George Welsh's 1987 squad went a perfect 5-0 at home, Scott Stadium has provided Virginia's team a decided advantage.

Over the past 37 seasons UVA's home record stands at 156-79.

Virginia has played 505 games in the historic venue; The 2023 home opener against JMU marked the 500th game in the facility. UVA's all-time record at Scott Stadium stands at 285-208-12.

Here are some of the significant changes and moments that have happened at Scott Stadium over the last 46 years:

- 1974 - New aluminum seating is installed along with an AstroTurf playing surface. The facility's brickwork is restored.
- 1980 - The stadium's upper decks open adding 12,000 additional seats. A new press box—named in memory of longtime UVA athletic director Captain Norton Pritchett—and a President's box are also constructed.

- Oct. 9, 1982 - Using portable lights, UVA plays its first night game at Scott Stadium against defending national champion Clemson.

- 1983 - A permanent lighting system is installed before the start of the season.

- 1985 - Bryant Hall, a dining and locker room facility located in the south end zone of the stadium, opens. The building is named in honor of J.C. Herbert Bryant, a 1932 Virginia graduate and one of the principal benefactors of the structure.

- Nov. 3, 1990 - A stadium-record crowd of 49,700 attends as No. 1 Virginia faces No. 16 Georgia Tech in a nationally televised game. The Yellow Jackets win 41-38.

- Sept. 2, 1995 - Virginia dedicates its new natural grass playing field - David A. Harrison III Field - at the first home game of the season against William & Mary.

The field is named after David A. Harrison III of Hopewell, Va., who pledged \$5 million to support the UVA football program. Harrison Field replaces artificial turf which was first installed at Scott Stadium in 1974.

Top-10 Scott Stadium Crowds

Date	Attendance	Opponent	Result
Aug. 30, 2008	64,947	Southern California	USC won, 52-7
Nov. 13, 2004	63,701	Miami	Miami won, 31-21
Nov. 19, 2005	63,344	Virginia Tech	Va. Tech won, 52-14
Oct. 15, 2005	63,106	Florida State	UVA won, 26-21
Nov. 6, 2004	63,072	Maryland	UVA won, 16-0
Oct. 18, 2003	62,875	Florida State	FSU won, 19-14
Sept. 11, 2004	62,790	North Carolina	UVA won, 56-24
Oct. 7, 2004	61,833	Clemson	UVA won, 30-10
Aug. 30, 2003	61,737	Duke	UVA won, 27-0
Nov. 24, 2007	61,711	Virginia Tech	Va. Tech won, 33-21



- Nov. 2, 1995—Virginia hosts Florida State in the first-ever Thursday night game in Charlottesville. Playing in front of a sell-out crowd and a national television audience, the Cavaliers defeat the second-ranked Seminoles 33-28. Florida State becomes the highest-ranked team to ever fall to the Cavaliers.
- June 14, 1997 – Representing the largest single monetary gift in school history at that time, UVA alumnus and former Cavalier football player Carl W. Smith pledges \$25 million to his alma mater. The University announces that the bulk of Smith’s gift—\$23 million—will be used toward funding the expansion and enhancement of Scott Stadium, ultimately increasing its seating capacity to 61,500 by the year 2000.
- 1998 – Located in the north end of the stadium, the ‘Hoo Vision videoboard debuts for the Sept. 12 Maryland game. In conjunction with this project, the north end hillside seating area is moved 30 feet closer to the playing field
- 1999 – The lower level of the south bowl, including new locker rooms, is finished before the home opener vs. Wake Forest on Sept. 18.
- 2000 – The Carl Smith Center, home of David A. Harrison III Field, is dedicated during the 2000 season opener against Brigham Young on Sept. 2. The final phase of the stadium renovation project includes the completion of the new Bryant Hall at the Carl Smith Center.

- 2001 – A crowd of 61,625 attends the home game vs. Virginia Tech, the largest attendance for a football game in Virginia state history at the time.
- 2003 – Video display panels, called “ribbon boards,” are installed below the upper decks on the east and west sides of the stadium.
- 2005 – The legendary rock band The Rolling Stones perform before a sold out crowd on Oct. 6.
- 2008 – A record-setting crowd of 64,947 attends the season opener vs. Southern California.
- 2009 – A new 32-foot by 57-foot videoboard replaces the existing 21-foot by 28-foot screen.
- 2009 – Rock band U2 brought its famous 360° Tour to a packed Scott Stadium on Oct. 1.
- 2015 – New “ribbon board” LED displays were installed and run along the fascia between the upper and lower levels completely around the stadium’s horseshoe.
- 2023 – The home opener against JMU was Virginia’s 500th game at Scott Stadium.
- 2024 – A new 6,700-square-foot end zone video display along with a custom point-source audio system. The new board is more than twice the size of the previous display.

LAMBETH FIELD



Built in stages from 1901-1913, Lambeth Field served as the Cavaliers’ home until the construction of Scott Stadium in 1931. Named for Dr. William A. Lambeth, often called “the father of athletics” at UVA, Lambeth Field was also the home of the university’s successful track and baseball teams until the early 1970s.

Completion of the stadium in 1913 provided grandstand seating for 8000 people at a cost of \$35,000. Student season tickets cost \$7.50 that season, while alumni tickets were \$9.50. The dedication game against Vanderbilt in November 1913 saw the Cavaliers wallop the Commodores 34-0 in a game called “the football classic of the South.”



COVERING THE CAVALIERS

Virginia's 2024 football record book was prepared by the staff of the UVA athletics communications office to assist the news media in its coverage of the Cavaliers this fall. Requests for additional information, feature materials and photographs should be made to the athletics media relations office.

Athletics Athletic Communications Office

University of Virginia
P.O. Box 400853
Charlottesville, VA 22904-4853
(434) 982-5500

The UVA athletics communications office is located in John Paul Jones Arena. Please access the offices through the Arena's security entrance located at the end of the service road on the north side of the building. Visitor parking is available on the second deck of the parking garage.

PLAYER INTERVIEWS

All player interviews must be arranged through the UVA athletics communications office. It is requested that you allow the athletics communications staff at least one day, preferably longer, to arrange an interview. All in-season player interviews will take place on Tuesday and or Wednesday. Player interview requests must be submitted to the athletics communications office by Noon on Monday. No interviews will be arranged with players after Wednesday the week of a game. Tony Elliott's weekly press conference will take place on Tuesdays in John Paul Jones Arena unless otherwise noted. Offensive coordinator Des Kitchings and defensive coordinator John Rudzinski will be available to the media on Wednesdays in the indoor practice facility. Depending on circumstances, these interviews may be conducted on Zoom.

PRACTICE COVERAGE

All practices are closed to media and fans.

POSTGAME INTERVIEWS

Virginia's locker room is closed to the media both at home and on the road. Depending on circumstances, post-game interviews may be conducted on Zoom.

WORKING MEDIA

Virginia's press facilities are located in the Captain Norton Pritchett Press Box on the west side of the Carl Smith Center, home of David A. Harrison III Field at Scott Stadium. Admittance to the press box is by official credential only and is strictly limited to members of the working media and event support personnel. Specific guidelines and protocols for game day media operations will be announced closer to the start of the season.

PRESS CREDENTIALS

Specific guidelines and protocols for game day credentials will be announced closer to the start of the season.

PRESS PARKING

Specific guidelines and protocols for game day parking will be announced closer to the start of the season.

VISIT UVA'S WEB SITES

Information on all of Virginia's varsity sports is available on the UVA Athletics Department's official web sites:

www.virginiasports.com

ATHLETICS COMMUNICATIONS



SCOTT FITZGERALD
Asst. Director for Athletic Communications
(Primary Football Contact)
Tony Elliott and assistant coach Interviews
Office.....434-982-9878
Mobile.....908-246-6818
s.fitzgerald@virginia.edu
@ScottFitz11



PATRICK BOLING
Asst. Director for Athletic Communications
(Secondary Football Contact)
Player Interviews
Office.....434-982-5500
Mobile.....434-227-6608
pboling@virginia.edu
@p_boling23