



# VIRGINIA

## 2022 FOOTBALL RECORD BOOK

### TABLE OF CONTENTS

2-3 ..... 2022 Season Information  
 4-5 ..... Personnel Charts  
 6-7 ..... Cavalier Roster By State  
 8-11 ..... Rosters  
 12-13 ..... Head Coach Tony Elliott  
 14-23 ..... Assistant Coaches Bios  
 24-26 ..... Graduate Assistants/Analysts  
 27-37 ..... 2021 Statistics  
 38-43 ..... 2021 Game-by-Game Box Scores  
 44-45 ..... The Last Time/UVA-Opponent  
 46-49 ..... Rushing Records  
 50-53 ..... Passing Records  
 54-55 ..... Total Offensive Records  
 56-59 ..... Receiving Records  
 60-61 ..... All-Time Scoring Records  
 62 ..... Kick Off Return Records  
 63 ..... Punt Return Records  
 64-65 ..... All Purpose Yards  
 66 ..... Punting Records  
 67-68 ..... Interception Records  
 69-70 ..... Defensive Records  
 71-72 ..... Team Records  
 73 ..... The Longest Plays  
 74-75 ..... Year-by-Year Statistics

76 ..... Record vs. All Opponents  
 77-80 ..... Series Records vs. Opponents  
 81-89 ..... All-Time Results  
 90 ..... The Coaching Line  
 91 ..... Virginia Homecoming Game Results  
 92-98 ..... All-Time Lettermen  
 99 ..... Major Award Winners  
 100 ..... Retired Numbers/Jerseys  
 101 ..... Virginia's ACC Honors  
 102-104 ..... All-ACC Selections  
 105 ..... Annual ACC Statistical Leaders  
 106-110 ..... Virginia All-Americans  
 111-112 ..... Academic Honors  
 113 ..... ACC All-Academic  
 114 ..... Hall of Fame Inductees  
 115-116 ..... Cavaliers in All-Star Games  
 117-118 ..... Bowl History  
 119-123 ..... Cavaliers in the Pros  
 124 ..... Cavaliers in the Super Bowl  
 125-126 ..... All-Time Draft Picks  
 127 ..... Media Information  
 128-129 ..... Scott Stadium  
 130 ..... Get ACC Network

## 2022 VIRGINIA FOOTBALL INFORMATION

### A QUICK LOOK AT VIRGINIA

**Location**..... Charlottesville, Va. 22904  
**Founded**..... 1819 by Thomas Jefferson  
**Enrollment**..... 27,115 (Undergraduate 18,066)  
**President**..... Dr. James E. Ryan  
**Athletics Director**..... Carla Williams  
**Faculty Athletics Rep**..... Carrie M. Heilman  
**Nicknames**..... Cavaliers, Wahoos, 'Hoos  
**Mascot**..... Cavalier  
**Colors**..... Orange and Blue  
**Song**..... Good Old Song  
**Affiliations**..... NCAA, Division I FBS  
**Conference**..... Atlantic Coast Conference (Coastal Division)

### 2022 COACHING STAFF

Tony Elliott..... Fralin Family Head Football Coach  
 Des Kitchings..... Offensive Coordinator/Tight Ends  
 John Rudzinski..... Defensive Coordinator/Defensive Backs  
 Keith Gaither..... Special Teams Coordinator/Running Backs  
 Marques Hagans..... Associate Head Coach/Wide Receivers  
 Curome Cox..... Defensive Backs/Defensive Passing Game Coordinator  
 Kevin Downing..... Defensive Tackles  
 Taylor Lamb..... Quarterbacks  
 Chris Slade..... Defensive Ends  
 Clint Sintim..... Linebackers  
 Garrett Tujague..... Offensive Line/Recruiting Coordinator

### STADIUM

**Stadium Complex**..... Carl Smith Center,  
 Home of David A. Harrison, III Field at Scott Stadium  
**Official Capacity**..... 61,500  
**Largest Crowd**..... 64,947 - Aug. 30, 2008 (USC 52, UVA 7)  
**Playing Surface**..... Prescription Athletic Turf  
**Total Games Played at Site**..... 493  
**All-Time Stadium Record**..... 281-200-12 (.582)  
**First Game at Site**..... Oct. 15, 1931 (VMI 18, UVA 3)

### SOCIAL MEDIA • #GOHOOS

**Twitter**.....@UVAFootball  
 @VirginiaSports  
**Instagram**.....@UVAFootball  
 @VirginiaSports  
**Facebook**.....VirginiaFootball  
 VirginiaCavaliers

### FOOTBALL INFORMATION

2021 Record ..... 6-6  
 ACC Record (Finish)..... 4-4 (T-6th)  
 Bowl Game ..... Canceled  
 Starters Returning..... 14  
 (5 on offense, 7 on defense, plus 2 placekickers who split time)  
 Starters Lost ..... 14  
 (7 on offense, 5 on defense, plus punter and long snapper)  
 Lettermen Returning..... 31 (12 offense, 17 defense, 2 specialists)  
 Lettermen Lost..... 31 (14 offense, 13 defense, 4 specialist)  
 Offensive Alignment ..... Multiple Formation  
 Defensive Alignment..... Multiple Formation

### HEAD COACH TONY ELLIOTT

Seasons ..... 2022-present (first season at UVA)  
 UVA Record..... 0-0 (first season)  
 Overall Career Head Coaching Record..... 0-0 (.000) 0 games  
 Career Conference Record..... 0-0 (.000) 0 games  
 Career vs. Non-Conference Opponents..... 0-0 (.000) 0 games  
 Career Record in Bowl Games..... 0-0 (.000) 0 games  
 Twitter.....@Coach\_Telliott

### PROGRAM HISTORY

First Year of Football..... 1888 (2022 will be the 133rd season)  
 Total Number of Games..... 1,351  
 All-Time Record..... 677-626-48  
 Winning Seasons ..... 72  
 Losing Seasons..... 51  
 .500 Seasons..... 9

### UVA ATHLETICS COMMUNICATIONS

Main Office Phone..... (434) 982-5500  
 Fax ..... (434) 982-5525  
 Scott Stadium Press Box..... (434) 296-5910/295-2453  
 Assistant AD for Athletic Communications..... Jim Daves  
 Office Phone ..... (434) 243-2467  
 Cell Phone ..... (434) 962-7668  
 E-mail Address..... jimdaves@virginia.edu  
 Twitter..... @JimDaves  
 Primary Contact for Football..... Scott Fitzgerald  
 Office Phone ..... (434) 982-5533  
 Cell Phone ..... (908) 246-6818  
 E-mail Address..... s.fitzgerald@virginia.edu  
 Twitter..... @ScottFitz11  
 Athletic Communications Mailing Address ..... P.O. Box 400853  
 Charlottesville, VA 22903-4853  
 Overnight Package Delivery ..... 295 Massie Road  
 Charlottesville, VA 22904





NICK JACKSON



## 2021 VIRGINIA RESULTS

Date	Opponent	Result
Sept. 4	WILLIAM & MARY (RSN)	W, 43-0
Sept. 11	ILLINOIS (ACCN)	W, 42-14
Sept. 18	at North Carolina* (ACCN)	L, 39-59
Sept. 24	Wake Forest* (ESPN2)	L, 17-37
Sept. 30	at Miami* (ESPN)	W, 30-28
Oct. 9	at Louisville* (ACCN)	W, 34-33
Oct. 16	DUKE* (RSN)	W, 48-0
Oct. 23	Georgia Tech* (ACCN)	W, 48-40
Oct. 30	at BYU (ESPN2)	L, 49-66
Nov. 13	NOTRE DAME (ABC)	L, 3-28
Nov. 20	at Pitt* (ESPN2)	L, 38-48
Nov. 27	VIRGINIA TECH* (ACCN)	L, 24-29
Dec. 29	SMU (Fenway Bowl, Boston, Mass.)	ccd.

\* - Denotes ACC game  
Home games are **Bold**

## 2022 VIRGINIA SCHEDULE

Date	Opponent	Series Record
Sept. 3	RICHMOND	UVA leads, 29-3-2
Sept. 10	at Illinois	Illinois leads, 2-1
Sept. 17	ODU	UVA leads, 1-0
Sept. 23 (Fri.)	at Syracuse*	UVA leads, 3-2
Oct. 1	at Duke*	UVA leads 40-33
Oct. 8	LOUISVILLE*	Series tied, 5-5
Oct. 20 (Thurs.)	at Georgia Tech*	Series tied, 21-21-1
Oct. 29	MIAMI*	Miami leads 11-8
Nov. 5	NORTH CAROLINA*	UNC leads 64-58-4
Nov. 12	PITT*	Pitt leads 9-4
Nov. 19	Coastal Carolina	First meeting
Nov. 26	at Virginia Tech*	VT leads, 60-38-5
Dec. 3	ACC Championship (Charlotte, N.C.)	

\* - Denotes ACC game

Home games are **Bold**  
All games are listed as ET

## 2022 PERSONNEL CHART

### LETTERMEN RETURNING (30)

#### OFFENSE (12, 5 STARTERS)

Pos.	No.	Name	Yr.	Ht.	Wt.
QB	5	Brennan Armstrong**	Sr.	6-2	212
RB	7	Mike Hollins**	Jr.	5-9	203
	2	Perris Jones***	Sr.	5-8	180
	32	Ronnie Walker, Jr.*	5th	5-11	218
OL	65	Jonathan Leech**	Jr.	6-4	280
WR	8	Malachi Fields*	So.	6-4	218
	4	Billy Kemp IV***	5th	5-9	172
	6	Demick Starling*	Jr.	6-0	182
	99	Keytaon Thompson**	5th	6-4	217
	3	Dontayvion Wicks**	Jr.	6-1	206
TE	85	Grant Misch***	Sr.	6-4	245
	44	Sackett Wood, Jr.	Jr.	6-3	252

#### DEFENSE (16, 7 STARTERS)

Pos.	No.	Name	Yr.	Ht.	Wt.
DT	19	Olasunkonmi Agunloye*	So.	6-6	282
	90	Jahmeer Carter**	Jr.	6-2	319
	94	Aaron Faumui***	Sr.	6-1	283
	10	Ben Smiley III*	Jr.	6-4	264
LB	33	Joshua Ahern**	Jr.	6-3	235
	28	Sam Brady*	So.	6-3	232
	6	Nick Jackson***	Sr.	6-1	236
	13	Hunter Stewart**	Jr.	6-2	239
CB	26	Jaylon Baker*	5th	6-2	177
	8	Darius Bratton****^	5th	6-1	188
	23	Fentrell Cypress II*	Jr.	5-11	179
	3	Anthony Johnson*	Sr.	6-1	199
S	5	Chayce Chalmers**	Jr.	6-2	210
	0	Antonio Clary***	Sr.	6-0	211
	9	Coen King**	Sr.	6-0	200
	20	Jonas Sanker*	So.	6-0	199

#### SPECIALISTS (2)

Pos.	No.	Name	Yr.	Ht.	Wt.
PK	19	Justin Duenkel**	Jr.	5-11	195
PK/P	40	Brendan Farrell*	Jr.	5-11	214

^ Denotes player using extra COVID-19 year from NCAA

### LETTERMEN LOST (31)

#### OFFENSE (14, 7 STARTERS)

Pos.	No.	Name	Yr.	Ht.	Wt.
RB	26	Devin Darrington*	Gr.	5-9	215
	21	<b>Wayne Taulapapa****</b>	<b>Sr.</b>	<b>5-9</b>	<b>210</b>
OL	52	Joseph Bissinger***	Jr.	6-4	320
	69	<b>Chris Glaser Jr.*****</b>	<b>Sr.</b>	<b>6-4</b>	<b>305</b>
	<b>70</b>	<b>Bobby Haskins Jr.*****</b>	<b>Sr.</b>	<b>6-7</b>	<b>295</b>
	<b>54</b>	<b>Ryan Nelson****</b>	<b>Sr.</b>	<b>6-6</b>	<b>315</b>
	<b>64</b>	Jack Keenan*	Jr.	6-5	295
	55	<b>Olusegun Oluwatimi***</b>	<b>Sr.</b>	<b>6-3</b>	<b>310</b>
	<b>72</b>	<b>Ryan Swoboda****</b>	<b>Sr.</b>	<b>6-10</b>	<b>325</b>
WR	2	Ra'Shaun Henry**	Sr.	6-3	190
	18	Hayden Mitchell*	Sr.	5-11	195
	1	Ugo Obasi**	Jr.	6-0	200
	99	Jacob Rodriguez*	Fr.	6-1	215
TE	0	<b>Jelani Woods*</b>	<b>Gr.</b>	<b>6-7</b>	<b>265</b>

#### DEFENSE (15, 5 STARTERS)

Pos.	No.	Name	Yr.	Ht.	Wt.
DE	<b>91</b>	<b>Mandy Alonso*****</b>	<b>Sr.</b>	<b>6-2</b>	<b>285</b>
	95	Adeeb Atariwa**	Sr.	6-3	265
DL	45	Nusi Malani*	So.	6-6	275
	92	Samson Reed*	Jr.	6-2	280
DT	76	Jordan Redmond**	Jr.	6-0	305
OLB	4	Elliott Brown****	Sr.	6-5	240
	7	<b>Noah Taylor****</b>	<b>Sr.</b>	<b>6-5</b>	<b>235</b>
ILB	47	TC Harrison***	Jr.	6-2	240
	33	West Weeks*	Fr.	6-2	220
SS	<b>2</b>	<b>De'Vante Cross*****</b>	<b>Sr.</b>	<b>6-2</b>	<b>215</b>
FS	<b>29</b>	<b>Joseph Blount*****</b>	<b>Sr.</b>	<b>6-2</b>	<b>195</b>
S	<b>1</b>	<b>Nicholas Grant*****</b>	<b>Sr.</b>	<b>6-3</b>	<b>190</b>
	37	Darren Klein*	Jr.	6-0	200
DB		Jaylon Baker***	Jr.	6-2	175
	25	Joseph White***	Jr.	6-1	180

#### SPECIALISTS (2)

Pos.	No.	Name	Yr.	Ht.	Wt.
P	16	Jacob Finn	Gr.	6-4	205
HOLD	59	Danny Caracciolo*	Sr.	5-11	230

\*-indicates letters earned

2021 starters in **bold**

Players listed alphabetically





# STARTERS

## Offensive Players With Starting Experience Returning (12)

Name, Pos.	'17	'18	'19	'20	'21	Career	Streak
Billy Kemp IV, WR	*	0	2	9	10	21	1
Brennan Armstrong, QB	*	0	0	9	11	20	2
John Paul Flores, OL	*	*	10#	*	10#	20	20
Keytaon Thompson, WR	1!	1!	0!	4	10	16	4
Grant Misch, TE	*	1^	0	3	7	11	-
Dontayvion Wicks, WR	*	*	0	0	11	11	10
Lavel Davis Jr., WR	*	*	*	7	*	7	-
Johnathan Leech, OT	*	*	*	0	2	2	-
Jaylon Baker, WR	*	*	1	0	*	1	-
Mike Hollins, RB	*	*	0	*	1	1	-
Malachi Fields, WR	*	*	*	*	1	1	-
Jay Woolfolk, QB	*	*	*	*	1	1	-

\* did not play Note: Some starts may be at positions other than the ones listed.

^ - starts while playing defense

! - starts while playing at Mississippi State

# - starts while playing at Dartmouth

## Offensive Players With Starting Experience Lost (9)

Name, Pos.	'17	'18	'19	'20	'21	Career	Streak
Ryan Nelson, OT	*	13	14	10	12	49	49
Chris Glaser, OG	2	7	13	10	12	44	22
Jelani Woods, TE	*	7	12	9	10	38	6
Olusegun Oluwatimi, C	*	*	13	10	12	35	32
Wayne Taulapapa, TB	*	*	12	8	7	27	2
Ryan Swoboda, OT	*	1	3	10	11	24	4
Ra'Shaun Henry, WR	2\$	0\$	12\$	2	3	19	-
Bobby Haskins, OT	*	*	13	0	7	20	7
Joe Bissinger, OG	*	*	0	3	4	7	-

\* did not play Note: Some starts may be at positions other than the ones listed.

\$ - starts while playing at St. Francis (Pa.)

## Defensive Players With Starting Experience Returning (15)

Name, Pos.	'17	'18	'19	'20	'21	Career	Streak
Kam Butler, DL	*	*	14%	3%	13%	30	30
Nick Jackson, OLB	*	*	2	10	12	24	23
Aaron Faumui, DT	*	4	5	0	6	15	-
Anthony Johnson, DB	*	*	3&	2&	11	16	6
Darius Bratton, CB	*	5	0	0	7	12	5
Coen King, S	*	0	0	4	7	11	6
Jahmeer Carter, DL	*	*	*	0	10	10	2
Paul Akere, DL	*	0	*	*	10@	10	10
Fentrell Cypress, DB	*	*	0	0	6	6	-
Antonio Clary, S	*	*	0	3	3	6	-
Hunter Stewart, LB	*	*	*	0	5	5	-
Ben Smiley, DL	*	*	0	0	2	3	-
Josh Ahem, LB	*	*	0	0	3	3	-
Jack Camper, DL	0	1	0	1	0	2	-
Olasunkonmi Agunloye, DL	*	*	*	0	1	1	1

\* did not play Note: Some starts may be at positions other than the ones listed.

& - starts while playing at Louisville

% - Starts while playing at Miami (OH)

\$ - starts while playing at Michigan State

@ - starts while playing at Columbia

## Defensive Players With Starting Experience Lost (11)

Name, Pos.	'17	'18	'19	'20	'21	Career	Streak
Mandy Alonso, DE	4	5	9	9	12	39	20
De'Vante Cross, FS	*	1	14	10	8	33	-
Nick Grant, CB	*	*	14	10	9	32	2
Joey Blount, FS	1	5	11	5	10	32	6
Noah Taylor, OLB	*	*	10	9	12	31	13
Adeeb Atariwa, DE	0	8%	15%	5	1	29	-
Jordan Redmond, NT	*	5	0	2	*	7	-
Elliott Brown, OLB	0	0	0	1	5	6	-
Tommy Christ, DE	*	3^	0	0	0	3	-
Nusi Mulani, DL	*	*	*	0	1	1	-
West Weeks, LB	*	*	*	*	1	1	1

\* did not play Note: Some starts may be at positions other than the ones listed.

# WHAT RETURNS BY PERCENTAGE

	2021 Total	Returning	Pct.
Rushing Yards	1,478	811	54.9
Passing Yards	4,711	4,711	100.0
Receiving Yards	4,711	3,324	70.6
Receptions	350	247	70.6
Punt Return Yards	94	94	100.0
Kickoff Return Yards	206	206	100.0
Scoring	415	315	75.9
Total Offense	6,189	5,522	89.2
All-Purpose Yards	6,615	4,501	68.0
Field Goals	15	15	100.0
Punting Yards	1,812	0	0.0
Tackles	820	453	55.2
Tackles for Loss	52	22.5	43.2
Sacks	19	7	36.8
Fumble Recoveries	7	4	57.1
Interceptions	8	4	50.0
Passes Broken Up	47	20	42.6
Turnovers Forced	13	7	53.8

# UVA BY CLASS

## GRADUATE STUDENTS (4)

DL Paul Akere, OL John Paul Flores, DL Kam Butler, DE Jack Camper, DL Devontae Davis

## FIFTH YEARS (5)

CB Jaylon Baker, CB Darius Bratton, WR Billy Kemp IV, WR Keytaon Thompson, RB Ronnie Walker Jr.

## SENIORS (12)

QB Brennan Armstrong, LB Chico Bennett Jr., S Antonio Clary, S Coen King, WR Josh Clifford, OG Derek Devine, DT Aaron Faumui, LB Nick Jackson, CB Anthony Johnson, RB Perris Jones, LS Aidan Livingston, TE Grant Misch

## JUNIORS (25)

LB Josh Ahern, WR Nathaniel Beal III, NT Jahmeer Carter, S, Chayce Chalmers, WR Devin Chandler, CB Fentrell Cypress, WR Lavel Davis Jr., S Jake Dewease, LS Lee Dudley, K Justin Duenkel, P Brendan Farrell, WR Mike Hollins, TE Mike Kosar, OT Jonathan Leech, WR Sean Moore, LB D'Sean Perry, QB Jared Rayman, DT Ben Smiley, P Daniel Sparks, WR Demick Starling, LB Hunter Stewart, OG Zachary Teter, WR Luke Wentz, WR Dontayvion Wicks, TE Sackett Wood Jr.

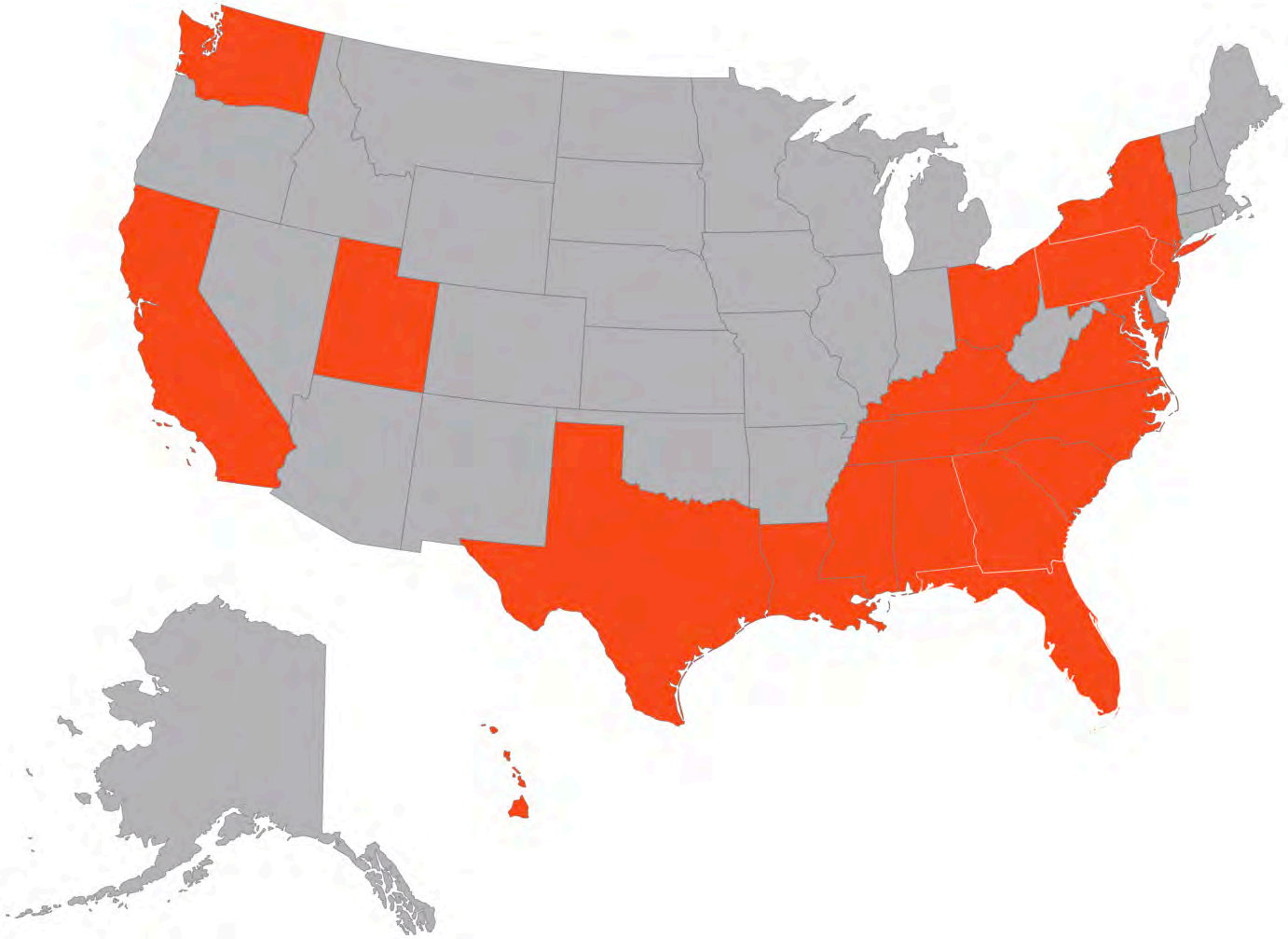
## SOPHOMORES (45)

DT Olasunkonmi Agunloye, LB Ryan Attaway, DT Sam Bond, LB Sam Brady, RB Cody Brown, LS Luke Byrne, OL Andrew Canelas, DE Bryce Carter, LB Kendall Cross, DE Michael Diatta, TE Henry Duke, WR Malachi Fields, RB Amaad Foston, C Ty Furnish, CB Micah Gaffney, CB Elijah Gaines, LB Mike Green, DT Jack Hardy, CB Dave Herard, DE Joseph Holland, LB Jonathan Horton, LB James Jackson, S Donovan Johnson, C Jestus Johnson, OG Luke Johnson, OG Noah Josey, C Joey Kagel, OG Grant Lanham, NT Hugh Laughlin, S Langston Long, LB Josh McCaron, OT Colby McGhee, LB Nate Morris, OT Charlie Patterson, TE Josh Rawlings, S Aidan Ryan, S Jonas Sanker, LB Brayden Sheffer, CB William Simpkins III, OT Logan Taylor, NT Lorenz Terry, WR Dillon Tennyson, NT Andrew Williams, TE Jack Witmer, QB Jay Woolfolk.

## FRESHMEN (30)

OL Dawson Alters, K Will Bettridge, LB Stevie Bracey, DB KJ Bratton, OL McKale Boley, QB Grady Brosterhouse, RB Xavier Brown, QB Delaney Crawford, OL Houston Curry, OL Noah DeMeritt, S Robbie Engleberg, CB Ant Fisher, TE Karson Gay, RB Jack Griese, OL Noah Hartsoe, S John Hurley, DL Terrell Jones, RB Logan Kotter, QB Davis Lane Jr., OL Snoop Leota-Amaama, LB Trey McDonald, DL Bryce Purnell, QB Devin Sherwood, QB Landon Spell, OL Blake Steen, S Carlo Thompson, WR Dakota Titty, QB Mark Wagner II, WR Sean Wilson, WR Eli Wood

## 2022 CAVALIERS BY STATE AND HOMETOWN



PLAYER	HOMETOWN	HIGH SCHOOL
--------	----------	-------------

**Alabama (3)**

Micah Gaffney	Spanish Fort	Spanish Fort
Terrell Jones	Hoover	Hoover
Daniel Sparks	Gadsden	Gadsden City

**California (2)**

Delaney Crawford	Corona	Corona Senior
Aidan Livingston	Huntington	Mater Dei

**Florida (9)**

Dawson Alters	Miami	St. Thomas Aquinas
Will Bettridge	Miami	Gulliver Prep
Antonio Clary	Jacksonville	Sandalwood
Dave Herard	Fort Lauderdale	Stranahan
Anthony Johnson	Coconut Creek	Chaminade-Madonna Prep
Sean Moore	Cutler Bay	Gulliver Prep
D'Sean Perry	Miami	Gulliver Prep
Blake Steen	Miami	St. Thomas Aquinas
Zachary Teter	Lakeland	Lake Gibson

PLAYER	HOMETOWN	HIGH SCHOOL
--------	----------	-------------

**Georgia (14)**

Ryan Attaway	Milton	Blessed Trinity Catholic
Cody Brown	Lilburn	Parkview
Stevie Bracey	Atlanta	Lovett

**Georgia (14)**

Noah DeMeritt	Kingsland	Camden County
Brendan Farrell	Dunwoody	Marist School
Amaad Foston	Milledgeville	John Milledge Academy
Ty Furnish	Woodstock	Blessed Trinity Catholic
Nick Jackson	Atlanta	The Lovett School
Hugh Laughlin	Athens	Athens Academy
Jonathan Leech	Hoschton	Mill Creek
Charlie Patterson	Roswell	Fellowship Christian
Jared Rayman	Atlanta	Pace Academy

**Hawaii (1)**

Aaron Faumui	Kapolei	Kapolei
--------------	---------	---------

**Kentucky (4)**

Xavier Brown	Lexington	Lexington Christian
Kam Butler	Florence	Covington Catholic



**PLAYER                      HOMETOWN                      HIGH SCHOOL**

**Louisiana (5)**

Mike Hollins	Baton Rouge	University Lab
Jonathan Horton	Baton Rouge	Scotlandville Magnet
Donovan Johnson	Harvey	Helen Cox
Keytaon Thompson	New Orleans	Landry-Walker
Dontayvion Wicks	Plaquemine	Plaquemine

**Maryland (4)**

Jahmeer Carter	Severn	Archbishop Spalding
Jestus Johnson III	Laurel	Gonzaga
Bryce Purnell	Edgewater	Archbishop Spalding
William Simpkins III	Gaithersburg	Quince Orchard

**Mississippi (1)**

McKale Boley	Hattiesburg	Oak Grove
--------------	-------------	-----------

**New Jersey (1)**

Sam Bond	Fredon	Blair Academy
----------	--------	---------------

**New York (3)**

Olasunkunmi Agunloye	Lindenhurst	Lindenhurst
Elijah Gaines	Queens	Episcopal (Va.)
Sean Wilson	Brooklyn	Canarsie

**North Carolina (5)**

Sam Brady	Lincolnton	North Lincoln
Grady Brosterhous	Weddington	Weddington
Andrew Canelas	Durham	Leesville Road
Devin Chandler	Huntersville	William Amos Hough
Dakota Twitty	Columbus, N.C.	Thomas Jefferson Classical

**Ohio (3)**

Brennan Armstrong	Shelby	Shelby
Grant Lanham	Cincinnati	Indian Hill
Devin Sherwood	Austintown	Austintown Fitch

**Pennsylvania (2)**

Derek Devine	Pittsburgh	North Allegheny
Josh Rawlings	Pittsburgh	Woodland Hills

**South Carolina (4)**

Houston Curry	Fountain Inn	Hillcrest
Fentrell Cypress	Rock Hill	Northwestern
Devontae Davis	New Ellenton	Silver Bluff
Lavel Davis Jr.	Dorchester	Woodland

**Tennessee (6)**

Jaylon Baker	Chattanooga	Baylor School
Michael Diatta	Antioch	Can Ridge
Karson Gay	Chattanooga	Boyd-Buchanan
Noah Josey	Brentwood	Brentwood Academy
Trey McDonald	Chattanooga	Baylor School
Demick Starling	Nashville	East Nashville Magnet

**Texas (4)**

Paul Akere	Carrollton	Hebron
Nathaniel Beal III	Houston	Strake Jesuit
John Paul Flores	Arlington	All Saints Episcopal
Jack Witmer	Cypress	Cy-Fair

**Utah (1)**

Snoop Leota-Amaama	Lehi	Skyridge
--------------------	------	----------

**PLAYER                      HOMETOWN                      HIGH SCHOOL**

**Virginia (50)**

Josh Ahern	Burke	Lake Braddock
Chico Bennett Jr.	Ashburn	Battle Ground Academy (Tenn.)
Darius Bratton	Roanoke	Fleming
KJ Bratton	Roanoke	Lord Botetourt
Luke Byrne	McLean	Bishop O'Connell
Bryce Carter	South Chesterfield	Life Christian Academy
Chayce Chalmers	Gainesville	Stonewall Jackson
Josh Clifford	Salem	Glenvar
Kendall Cross	Chesterfield	Clover Hill
Ethan Davies	Fairfax	West Springfield
Jake Dewease	Daleville	Lord Botetourt
Lee Dudley	Richmond	Woodberry Forest
Justin Duenkel	Great Falls	Flint Hill School
Henry Duke	Henrico	Mills E. Godwin
Robbie Engelberg	Alexandria	Maret Schoo.
Malachi Fields	Keswick	Monticello
Ant Fisher	Henrico	Varina
Mike Green	Williamsburg	Lafayette
Jack Griese	Chantilly	Chantilly
Jack Hardy	Fredericksburg	James Monroe
Noah Hartsoe	Henrico	John Tucker
Joseph Holland	Culpepper	Culpepper County
John Hurley	Vienna	James Madison
James Jackson	Pulaski	North Cross
Luke Johnson	Annandale	The Preddie School (N.J.)
Perris Jones	Alexandria	Episcopal
Joey Kagel	Virginia Beach	Catholic
Billy Kemp IV	Highland Springs	Highland Springs
Coen King	Culpeper	Eastern View
Mike Kosar	Woodbridge	Saint John Paul the Great
Logan Kotter	Ashburn	Briar Woods
Davis Lane Jr.	Lynchburg	Liberty Christian Academy
Langston Long	Woodbridge	Christ School (N.C.)
Colby McGhee	Orange	Orange County
Grant Misch	Sterling	Potomac Falls
Nate Morris	Glen Allen	Glen Allen
Aidan Ryan	Fredericksburg	James Monroe
Jonas Sanker	Charlottesville	The Covenant School
Brayden Sheffer	West Point	West Point
Ben Smiley III	Chesapeake	Indian River
Hunter Stewart	Alexandria	Gonzaga
Dillon Tennyson	Chesterfield	Benedictine College Prep
Lorenz Terry	Sandston	Varina/Fork Union Military Academy
Carlo Thompson	Richmond	Varina
Mark Wagner II	Hampton	Phoebus
Ronnie Walker Jr.	Hopewell	Hopewell
Andrew Williams	Fredricksburg	James Monroe
Eli Wood	Lynchburg	E.C. Glass
Sackett Wood Jr.	Lynchburg	E.C. Glass
Jay Woolfolk	Chesterfield	Benedictine College Prep

**Washington (1)**

Josh McCarron	Mukilteo	Archbishop Murphy
---------------	----------	-------------------

**INTERNATIONAL**

**Canada - Nova Scotia (1)**

Logan Taylor	Bridgewater	Episcopal High School (Va.)
--------------	-------------	-----------------------------

**Germany (2)**

Luke Wentz	Troisdorf	Reismann-Gymnasium
------------	-----------	--------------------



## 2022 VIRGINIA NUMERICAL ROSTER

No	Name	Pos	Ht	Wt	Yr	Hometown	High School/Previous School
0	Cody Brown	RB	5-10	227	2	Lilburn, Ga.	Parkview/Miami
0	Antonio Clary***	DB	6-0	199	4	Jacksonville, Fla.	Sandalwood
1	Paul Akere	EDGE	6-4	258	5	Carrollton, Texas	Hebron (TX)/Columbia
1	Lavel Davis Jr.*	WR	6-7	219	3	Dorchester, S.C.	Woodland
2	Stevie Bracey	LB	6-0	231	1	Atlanta, Ga.	Lovett School
2	Perris Jones***	RB	5-7	180	4	Alexandria, Va.	Episcopal
3	Anthony Johnson*	DB	6-2	205	4	Coconut Creek, Fla.	Chaminade-Madonna Prep/Louisville
3	Dontayvion Wicks**	WR	6-2	208	3	Plaquemine, La.	Plaquemine
4	Mike Green	EDGE	6-3	235	2	Williamsburg, Va.	Lafayette
4	Billy Kemp IV***	WR	5-9	176	5	Highland Springs, Va.	Highland Springs
5	Brennan Armstrong**	QB	6-2	210	4	Shelby, Ohio	Shelby
5	Chayce Chalmers**	DB	6-1	213	3	Gainesville, Va.	Stonewall Jackson
6	Nick Jackson***	LB	6-1	234	4	Atlanta, Ga.	The Lovett School
6	Demick Starling*	WR	6-0	188	3	Nashville, Tenn.	East Nashville Magnet
7	Mike Hollins**	RB	5-9	208	3	Baton Rouge, La.	University Lab
7	James Jackson	LB	6-3	228	2	Pulaski, Va.	North Cross
8	Darrius Bratton****	CB	6-0	193	5	Roanoke, Va.	Fleming/Fork Union Military Academy
8	Malachi Fields*	WR	6-4	214	2	Keswick, Va.	Monticello
9	Amaad Foston	RB	6-0	218	2	Milledgeville, Ga.	John Milledge Academy
9	Coen King**	DB	6-0	191	4	Culpeper, Va.	Eastern View
10	Ben Smiley III*	DL	6-4	274	3	Chesapeake, Va.	Indian River
10	Dillon Tennyson	WR	5-7	170	2	Chesterfield, Va.	Benedictine College Prep
11	Delaney Crawford	QB	6-2	193	1	Corona, Calif.	Corona Senior
11	William Simpkins III	DB	6-2	182	2	Gaithersburg, Md.	Quince Orchard
13	Jared Rayman	QB	6-2	195	3	Atlanta, Ga.	Pace Academy
13	Hunter Stewart**	LB	6-3	242	3	Alexandria, Va.	Gonzaga College
14	Jake Dewease*	DB	6-0	205	3	Daleville, Va.	Lord Botetourt
14	Davis Lane Jr.	QB	6-1	188	1	Lynchburg, Va.	Liberty Christian Academy
15	Chico Bennett Jr.	EDGE	6-4	252	4	Ashburn, Va.	Battle Ground Academy (Tenn.)/Georgia Tech
15	Devin Chandler	WR	6-0	184	3	Huntersville, N.C.	William Amos Hough/Wisconsin
16	Trey McDonald	LB	6-3	217	1	Chattanooga, Tenn.	Baylor School
16	Jay Woolfolk	QB	5-11	208	2	Chesterfield, Va.	Benedictine
17	Will Bettridge	K	5-10	173	1	Miami, Fla.	Gulliver Prep
17	Aidan Ryan	DB	6-1	201	2	Fredericksburg, Va.	James Monroe
17	Mark Wagner II	QB	5-11	173	1	Hampton, Va.	Phoebus
18	Josh Clifford	WR	6-1	198	4	Salem, Va.	Glenvar
18	Michael Diatta	DL	6-4	268	2	Antioch, Tenn.	Cane Ridge
19	Olasunkonmi Agunloye*	DL	6-5	283	2	Lindenhurst, N.Y.	Lindenhurst
19	Grady Brosterhous	QB	6-2	212	1	Weddington, N.C.	Weddington
19	Justin Duenkel*	K	6-0	206	3	Great Falls, Va.	Flint Hill School
20	Xavier Brown	RB	5-9	186	1	Lexington, Ky.	Lexington Christian
20	Jonas Sanker*	DB	6-1	204	2	Charlottesville, Va.	The Covenant School
21	Donovan Johnson Sr.	DB	6-2	200	2	New Orleans, La.	Helen Cox
21	Landon Spell	QB	5-11	187	1	Virginia Beach, Va.	Ocean Lakes
22	Elijah Gaines	DB	6-1	201	2	Queens, N.Y.	Episcopal (Va.)
22	Devin Sherwood	QB	5-10	191	1	Austintown, Ohio	Austintown
23	Fentrell Cypress II*	DB	6-0	184	3	Rock Hill, S.C.	Northwestern
25	Terrell Jones	EDGE	6-4	266	1	Hoover, Ala.	Hoover
26	Jaylon Baker*	WR	6-2	187	4	Chattanooga, Tenn.	Baylor School
26	Ethan Davies	WR	5-10	189	2	Fairfax, Va.	West Springfield
27	KJ Bratton	DB	5-8	174	1	Roanoke, Va.	Lord Botetourt
27	Langston Long	DB	6-3	215	2	Woodbridge, Va.	Christ School (N.C.)
28	Sam Brady*	LB	6-3	229	2	Lincolnton, N.C.	North Lincoln
29	Dave Herard	DB	6-0	194	2	Fort Lauderdale, Fla.	Stranahan
31	Micah Gaffney	DB	5-11	193	2	Spanish Fort, Ala.	Spanish Fort
32	Luke Byrne	LS	6-1	217	2	McLean, Va.	Bishop O'Connell
32	Ronnie Walker Jr.*	RB	5-10	220	5	Hopewell, Va.	Hopewell/Indiana
33	Josh Ahern*	LB	6-3	234	3	Burke, Va.	Lake Braddock
34	Ant Fisher	CB	5-10	175	1	Henrico, Va.	Varina
34	Jack Griese	RB	6-0	224	1	Chantilly, Va.	Chantilly
36	Carlo Thompson	S	5-11	174	1	Richmond, Va.	Varina\
37	John Hurley	S	5-11	171	1	Vienna, Va.	James Madison
38	Sean Moore	WR	6-1	163	3	Cutler Bay, Fla.	Gulliver Prep
38	Daniel Sparks	P	6-6	203	3	Gadsden, Ala.	Gadsden City/Minnesota
39	Robbie Engelberg	S	5-11	188	1	Alexandria, Va.	Maret School
40	Brendan Farrell*	P	6-0	209	3	Dunwoody, Ga.	Marist School
41	D'Sean Perry	LB	6-3	230	3	Miami, Fla.	Gulliver Prep
42	Kendall Cross	LB	6-0	237	2	Chesterfield, Va.	Clover Hill
43	Logan Kotter	RB	6-0	202	1	Ashburn, Va.	Briar Woods
44	Brayden Sheffer	EDGE	6-2	227	2	West Point, Va.	West Point
44	Sackett Wood Jr.*	TE	6-4	244	3	Lynchburg, Va.	E.C. Glass



No	Name	Pos	Ht	Wt	Yr	Hometown	High School/Previous School
45	Aidan Livingston	LS	5-11	229	4	Huntington Beach, Calif.	Mater Dei
49	Josh McCarron	LB	6-2	217	2	Mukilteo, Wash.	Archbishop Murphy
51	Ryan Attaway	LB	6-0	219	2	Milton, Ga.	Blessed Trinity Catholic
51	Ty Furnish	OL	6-3	279	2	Woodstock Ga.	Blessed Trinity Catholic
52	McKale Boley	OL	6-4	331	1	Hattiesburg, Miss.	Oak Grove
52	Nate Morris	EDGE	6-1	227	2	Durham, N.C.	Glen Allen
53	Dawson Alters	OL	6-2	271	1	Miami, Fla.	St. Thomas Aquina
54	Joseph Holland III	EDGE	6-4	223	2	Culpeper, Va.	Culpeper County
54	Blake Steen	OL	6-5	340	1	Miami, Fla.	St. Thomas Aquinas
55	Andrew Canelas	OL	6-9	315	2	Durham, N.C.	Leesville Road/Lehigh
58	Noah Hartsoe	OL	6-3	320	1	Henrico, Va.	John Tucker
59	Jack Hardy	DL	6-1	236	2	Fredericksburg, Va.	James Monroe
60	Charlie Patterson	OL	6-6	281	2	Roswell, Ga.	Fellowship Christian
62	Lee Dudley*	LS	6-0	225	5	Pittsmond, Va.	Woodberry Forest School
63	Joey Kegel	C	6-0	266	2	Virginia Beach, Va.	Catholic
65	Jonathan Leech**	OT	6-5	291	4	Hoschton, Ga.	Mill Creek
66	Hugh Laughlin	OL	6-5	299	2	Athens, Ga.	Athens Academy
67	Derek Devine*	OT	6-6	295	4	Pittsburgh, Pa.	North Allegheny
68	Logan Taylor	OL	6-6	300	2	Bridgewater, N.S.	Episcopal (Va.)
69	Luke Johnson	OT	6-4	276	3	Annandale, Va.	The Peddie School (N.J.)
70	Grant Lanham	OL	6-4	314	2	Cincinnati, Ohio	Indian Hill
71	Zachary Teter	OG	6-5	314	3	Lakeland, Fla.	Lake Gibson
72	Snoop Leota-Amaama	OL	6-4	364	1	Lehi, Utah	Skyridge
74	Noah DeMeritt	OL	6-5	360	1	Kingsland, Ga.	Camden County
75	Houston Curry	OL	6-5	270	1	Fountain Inn, S.C.	Hillcrest
76	John Paul Flores	OL	6-4	308	5	Arlington, Texas	All Saints Episcopal (TX)
77	Noah Josey	OL	6-5	316	2	Brentwood, Tenn.	Brentwood Academy
78	Jestus Johnson III	OL	6-3	306	2	Laurel, Md.	Gonzaga College (Va.)
79	Colby McGhee	OT	6-3	298	2	Orange Va.	Orange County
80	Luke Wentz	WR	6-3	210	3	Troisdorf, Germany	Reismann-Gymnasium
81	Jack Witmer	TE	6-7	252	2	Cypress, Texas	Cy-Fair
82	Kam Butler	EDGE	6-3	265	5	Florence, Ky.	Covington Catholic/Miami (OH)
82	Eli Wood	WR	6-1	194	1	Lynchburg, Va.	E.C. Glass
83	Dakota Twitty	WR	6-4	223	1	Columbus, N.C.	Thomas Jefferson Classical
84	Nathaniel Beal III	WR	6-5	219	3	Houston, Texas	Strake Jesuit College Prep
85	Grant Misch***	TE	6-5	247	4	Sterling Va.	Potomac Falls
86	Sean Wilson	WR	6-4	219	1	Brooklyn, N.Y.	Canarsie
87	Mike Kosar	TE	6-6	230	3	Woodbridge, Va.	Saint John Paul the Great Catholic
88	Karson Gay	TE	6-5	225	1	Chattanooga, Tenn.	Boyd Buchanan School
88	Lorenz Terry	DL	6-5	247	2	Sandston, Va.	Varina HS/Fork Union Military Academy
89	Sam Bond	DL	6-2	249	2	Fredon, N.J.	Blair Academy
89	Joshua Rawlings	TE	6-6	252	2	Pittsburgh, Pa.	Woodland Hills
90	Jahmeer Carter**	DL	6-2	313	3	Severn, Md.	Archbishop Spalding
91	Jack Camper	EDGE	6-5	252	5	Virginia Beach, Va.	IMG Academy/Michigan State
92	Andrew Williams	DL	6-3	275	2	Fredericksburg, Va.	James Monroe
93	Henry Duke	TE	6-5	228	2	Henrico, Va.	Mills E. Godwin
93	Jonathan Horton	EDGE	6-3	210	2	Baton Rouge, La.	Scotlandville Magnet
94	Aaron Faumui***	DL	6-2	282	4	Kapolei, Hawaii	Kapolei
95	Devontae Davis	DL	6-4	306	5	New Ellenton, S.C.	Silver Bluff
96	Bryce Carter	EDGE	6-3	271	2	South Chesterfield, Va.	Life Christian Academy
98	Bryce Purnell	DL	6-1	227	1	Edgewater, Md.	Archbishop Spalding
99	Keytaon Thompson**	WR	6-5	216	5	New Orleans, La.	Landry-Walker/Mississippi State

**Key:**  
1\* = redshirt freshman, \*\*\* beside name indicates letters won

**Coaching Staff:**

Tony Elliott (Clemson '02)	Fralin Family Head Football Coach		
Des Kitchings (Furman '00)	Offensive Coordinator/Tight Ends		
John Rudzinski (Air Force '05)	Defensive Coordinator/Defensive Backs	Chris Slade (Virginia '92)	Defensive Ends
Keith Gaither (Elon '97)	Special Teams Coordinator/ Running Backs	Clint Sintim (Virginia '09)	Linebackers
		Garett Tujague (BYU '92)	Offensive Line/ Recruiting Coordinator
Marques Hagans (Virginia '05)	Associate Head Coach/Wide Receivers		
Curome Cox (Maryland '04)	Defensive Backs/ Defensive Passing Game Coordinator		
Kevin Downing (NC Central '04)	Defensive Tackles		
Taylor Lamb (App. St. '17)	Quarterbacks		

**PRONUNCIATION GUIDE**

**COACHES**

Marques Hagans.....Marcus  
Garett Tujague.....T00-Jay

**PLAYERS**

Olasunkonmi Agunloye.....Oh-la-su-con-me Agun-low-yay  
Josh Ahern.....AA-Hern  
Jake Dewease.....Da-Weeze  
Tenyeh Dixon.....Ten-Yay  
Aaron Faumui.....Fowl-Moo-EE  
Dave Herard.....Her-ARD  
Grant Misch.....Mish, rhymes with Fish  
Keytaon Thompson.....KEY-tahn

## 2022 VIRGINIA ALPHABETICAL ROSTER

No.	Name	Pos	Ht	Wt	Yr	Hometown	High School/Previous School
19	Olasunkonmi Agunloye*	DL	6-5	283	2	Lindenhurst, N.Y.	Lindenhurst
33	Josh Ahern*	LB	6-3	234	3	Burke, Va.	Lake Braddock
1	Paul Akere	EDGE	6-4	258	5	Carrollton, Texas	Hebron (TX)/Columbia
53	Dawson Alters	OL	6-2	271	1	Miami, Fla.	St. Thomas Aquinas
5	Brennan Armstrong**	QB	6-2	210	4	Shelby, Ohio	Shelby
51	Ryan Attaway	LB	6-0	219	2	Milton, Ga.	Blessed Trinity Catholic
26	Jaylon Baker*	WR	6-2	187	4	Chattanooga, Tenn.	Baylor School
84	Nathaniel Beal III	WR	6-5	219	3	Houston, Texas	Strake Jesuit College Prep
15	Chico Bennett Jr.	EDGE	6-4	252	4	Ashburn, Va.	Battle Ground Academy (Tenn.)/Georgia Tech
17	Will Bettridge	K	5-10	173	1	Miami, Fla.	Gulliver Prep
52	McKale Boley	OL	6-4	331	1	Hattiesburg, Miss.	Oak Grove
89	Sam Bond	DL	6-2	249	2	Fredon, N.J.	Blair Academy
2	Stevie Bracey	LB	6-0	231	1	Atlanta, Ga.	Lovett School
28	Sam Brady*	LB	6-3	229	2	Lincolnton, N.C.	North Lincoln
8	Darrius Bratton****	CB	6-0	193	5	Roanoke, Va.	Fleming/Fork Union Military Academy
27	KJ Bratton	DB	5-8	174	1	Roanoke, Va.	Lord Botetourt
19	Grady Brosterhous	QB	6-2	212	1	Weddington, N.C.	Weddington
0	Cody Brown	RB	5-10	227	2	Lilburn, Ga.	Parkview/Miami
20	Xavier Brown	RB	5-9	186	1	Lexington, Ky.	Lexington Christian
82	Kam Butler	EDGE	6-3	265	5	Florence, Ky.	Covington Catholic/Miami (OH)
32	Luke Byrne	LS	6-1	217	2	McLean, Va.	Bishop O'Connell
91	Jack Camper	EDGE	6-5	252	5	Virginia Beach, Va.	IMG Academy/Michigan State
55	Andrew Canelas	OL	6-9	315	2	Durham, N.C.	Leesville Road/Lehigh
96	Bryce Carter	EDGE	6-3	271	2	South Chesterfield, Va.	Life Christian Academy
90	Jahmeer Carter**	DL	6-2	313	3	Severn, Md.	Archbishop Spalding
5	Chayce Chalmers**	DB	6-1	213	3	Gainesville, Va.	Stonewall Jackson
15	Devin Chandler	WR	6-0	184	3	Huntersville, N.C.	William Amos Hough/Wisconsin
0	Antonio Clary***	DB	6-0	199	4	Jacksonville, Fla.	Sandalwood
18	Josh Clifford	WR	6-1	198	4	Salem, Va.	Glenvar
11	Delaney Crawford	QB	6-2	193	1	Corona, Calif.	Corona Senior
42	Kendall Cross	LB	6-0	237	2	Chesterfield, Va.	Clover Hill
75	Houston Curry	OL	6-5	270	1	Fountain Inn, S.C.	Hillcrest
23	Fentrell Cypress II*	DB	6-0	184	3	Rock Hill, S.C.	Northwestern
26	Ethan Davies	WR	5-10	189	2	Fairfax, Va.	West Springfield
95	Devontae Davis	DL	6-4	306	5	New Ellenton, S.C.	Silver Bluff
1	Lavel Davis Jr.*	WR	6-7	219	3	Dorchester, S.C.	Woodland
74	Noah DeMeritt	OL	6-5	360	1	Kingsland, Ga.	Camden County
67	Derek Devine*	OT	6-6	295	4	Pittsburgh, Pa.	North Allegheny
14	Jake Dewease*	DB	6-0	205	3	Daleville, Va.	Lord Botetourt
18	Michael Diatta	DL	6-4	268	2	Antioch, Tenn.	Cane Ridge
62	Lee Dudley*	LS	6-0	225	5	Richmond, Va.	Woodberry Forest School
19	Justin Duenkel*	K	6-0	206	3	Great Falls, Va.	Flint Hill School
93	Henry Duke	TE	6-5	228	2	Henrico, Va.	Mills E. Godwin
39	Robbie Engelberg	S	5-11	188	1	Alexandria, Va.	Maret School
40	Brendan Farrell*	P	6-0	209	3	Dunwoody, Ga.	Marist School
94	Aaron Faumu***	DL	6-2	282	4	Kapolei, Hawaii	Kapolei
8	Malachi Fields*	WR	6-4	214	2	Keswick, Va.	Monticello
34	Ant Fisher	CB	5-10	175	1	Henrico, Va.	Varina
76	John Paul Flores	OL	6-4	308	5	Arlington, Texas	All Saints Episcopal (TX)
9	Amaad Foston	RB	6-0	218	2	Milledgeville, Ga.	John Milledge Academy
51	Ty Furnish	OL	6-3	279	2	Woodstock Ga.	Blessed Trinity Catholic
31	Micah Gaffney	DB	5-11	193	2	Spanish Fort, Ala.	Spanish Fort
22	Elijah Gaines	DB	6-1	201	2	Queens, N.Y.	Episcopal (Va.)
88	Karson Gay	TE	6-5	225	1	Chattanooga, Tenn.	Boyd Buchanan School
4	Mike Green	EDGE	6-3	235	2	Williamsburg, Va.	Lafayette
34	Jack Griese	RB	6-0	224	1	Chantilly, Va.	Chantilly
59	Jack Hardy	DL	6-1	236	2	Fredericksburg, Va.	James Monroe
58	Noah Hartsoe	OL	6-3	320	1	Henrico, Va.	John Tucker
29	Dave Herard	DB	6-0	194	2	Fort Lauderdale, Fla.	Stranahan
54	Joseph Holland III	EDGE	6-4	223	2	Culpeper, Va.	Culpeper County
7	Mike Hollins**	RB	5-9	208	3	Baton Rouge, La.	University Lab
93	Jonathan Horton	EDGE	6-3	210	2	Baton Rouge, La.	Scotlandville Magnet
37	John Hurley	S	5-11	171	1	Vienna, Va.	James Madison
7	James Jackson	LB	6-3	228	2	Pulaski, Va.	North Cross
6	Nick Jackson***	LB	6-1	234	4	Atlanta, Ga.	The Lovett School
3	Anthony Johnson*	DB	6-2	205	4	Coconut Creek, Fla.	Chaminade-Madonna Prep/Louisville
21	Donovan Johnson Sr.	DB	6-2	200	2	New Orleans, La.	Helen Cox
78	Jestus Johnson III	OL	6-3	306	2	Laurel, Md.	Gonzaga College (Va.)
69	Luke Johnson	OT	6-4	276	2	Annandale, Va.	The Peddie School (N.J.)
2	Perris Jones***	RB	5-7	180	4	Alexandria, Va.	Episcopal
25	Terrell Jones	EDGE	6-4	266	1	Hoover, Ala.	Hoover





No.	Name	Pos	Ht	Wt	Yr	Hometown	High School/Previous School
77	Noah Josey	OL	6-5	316	2	Brentwood, Tenn.	Brentwood Academy
63	Joey Kagel	C	6-0	266	2	Virginia Beach, Va.	Catholic
4	Billy Kemp IV***	WR	5-9	176	5	Highland Springs, Va.	Highland Springs
9	Coen King**	DB	6-0	191	4	Culpeper, Va.	Eastern View
87	Mike Kosar	TE	6-6	230	3	Woodbridge, Va.	Saint John Paul the Great Catholic
43	Logan Kotter	RB	6-0	202	1	Ashburn, Va.	Briar Woods
14	Davis Lane Jr.	QB	6-1	188	1	Lynchburg, Va.	Liberty Christian Academy
70	Grant Lanham	OL	6-4	314	2	Cincinnati, Ohio	Indian Hill
66	Hugh Laughlin	OL	6-5	299	2	Athens, Ga.	Athens Academy
65	Jonathan Leech**	OT	6-5	291	4	Hoschton, Ga.	Mill Creek
72	Snoop Leota-Amaama	OL	6-4	364	1	Lehi, Utah	Skyridge
45	Aidan Livingston	LS	5-11	229	4	Huntington Beach, Calif.	Mater Dei
27	Langston Long	DB	6-3	215	2	Woodbridge, Va.	Christ School (N.C.)
49	Josh McCarron	LB	6-2	217	2	Mukilteo, Wash.	Archbishop Murphy
16	Trey McDonald	LB	6-3	217	1	Chattanooga, Tenn.	Baylor School
79	Colby McGhee	OT	6-3	298	2	Orange Va.	Orange County
85	Grant Misch***	TE	6-5	247	4	Sterling Va.	Potomac Falls
38	Sean Moore	WR	6-1	163	3	Cutler Bay, Fla.	Gulliver Prep
52	Nate Morris	EDGE	6-1	227	2	Glen Allen, Va.	Glen Allen
60	Charlie Patterson	OL	6-6	281	2	Roswell, Ga.	Fellowship Christian
41	D'Sean Perry	LB	6-3	230	3	Miami, Fla.	Gulliver Prep
98	Bryce Purnell	DL	6-1	227	1	Edgewater, Md.	Archbishop Spalding
89	Joshua Rawlings	TE	6-6	252	2	Pittsburgh, Pa.	Woodland Hills
13	Jared Rayman	QB	6-2	195	3	Atlanta, Ga.	Pace Academy
17	Aidan Ryan	DB	6-1	201	2	Fredericksburg, Va.	James Monroe
20	Jonas Sanker*	DB	6-1	204	2	Charlottesville, Va.	The Covenant School
44	Brayden Sheffer	EDGE	6-2	227	2	West Point, Va.	West Point
22	Devin Sherwood	QB	5-10	191	1	Austintown, Ohio	Austintown
11	William Simpkins III	DB	6-2	182	2	Gaithersburg, Md.	Quince Orchard
10	Ben Smiley III*	DL	6-4	274	3	Chesapeake, Va.	Indian River
38	Daniel Sparks	P	6-6	203	3	Gadsen, Ala.	Gadsen City/Minnesota
21	Landon Spell	QB	5-11	187	1	Virginia Beach, Va.	Ocean Lakes
6	Demick Starling*	WR	6-0	188	3	Nashville, Tenn.	East Nashville Magnet
54	Blake Steen	OL	6-5	340	1	Miami, Fla.	St. Thomas Aquinas
13	Hunter Stewart**	LB	6-3	242	3	Alexandria, Va.	Gonzaga College
68	Logan Taylor	OL	6-6	300	2	Bridgewater, N.S.	Episcopal (Va.)
10	Dillon Tennyson	WR	5-7	170	2	Chesterfield, Va.	Benedictine College Prep
88	Lorenz Terry	DL	6-5	247	2	Sandston, Va.	Varina HS/Fork Union Military Academy
71	Zachary Teter	OG	6-5	314	3	Lakeland, Fla.	Lake Gibson
36	Carlo Thompson	S	5-11	174	1	Richmond, Va.	Varina
99	Keytaon Thompson**	WR	6-5	216	5	New Orleans, La.	Landry-Walker/Mississippi State
83	Dakota Twitty	WR	6-4	223	1	Columbus, N.C.	Thomas Jefferson Classical
17	Mark Wagner II	QB	5-11	173	1	Hampton, Va.	Phoebus
32	Ronnie Walker Jr.*	RB	5-10	220	5	Hopewell, Va.	Hopewell/Indiana
80	Luke Wentz	WR	6-3	210	3	Troisdorf, Germany	Reismann-Gymnasium
3	Dontayvion Wicks**	WR	6-2	208	3	Plaquemine, La.	Plaquemine
92	Andrew Williams	DL	6-3	275	2	Fredericksburg, Va.	James Monroe
86	Sean Wilson	WR	6-4	219	1	Brooklyn, N.Y.	Canarsie
81	Jack Witmer	TE	6-7	252	2	Cypress, Texas	Cy-Fair
82	Eli Wood	WR	6-1	194	1	Lynchburg, Va.	E.C. Glass
44	Sackett Wood Jr.*	TE	6-4	244	3	Lynchburg, Va.	E.C. Glass
16	Jay Woolfolk	QB	5-11	208	2	Chesterfield, Va.	Benedictine

**Key:**  
1\* = redshirt freshman, \*\*\* beside name indicates letters won

**Coaching Staff:**

Tony Elliott (Clemson '02)	Fralin Family Head Football Coach	Kevin Downing (NC Central '04)	Defensive Tackles
Des Kitchings (Furman '00)	Offensive Coordinator/Tight Ends	Keith Gaither (Elon '97)	Special Teams Coordinator/ Running Backs
John Rudzinski (Air Force '05)	Defensive Coordinator/Defensive Backs	Taylor Lamb (App. St. '17)	Quarterbacks
Marques Hagans (Virginia '05)	Associate Head Coach/Wide Receivers	Chris Slade (Virginia '92)	Defensive Ends
Curome Cox (Maryland '04)	Defensive Backs/ Defensive Passing Game Coordinator	Clint Sintim (Virginia '09)	Linebackers
		Garrett Tujague (BYU '92)	Offensive Line/ Recruiting Coordinator

**PRONUNCIATION GUIDE**

**COACHES**

Marques Hagans.....Marcus  
Garett Tujague.....T00-Jay

**PLAYERS**

Olasunkonmi Agunloye.....Oh-lah-su-con-me Agun-low-yay  
Josh Ahern.....AA-Hern  
Jake Dewease.....Da-Weeze  
Tenyeh Dixon.....Ten-Yay  
Aaron Faumui.....Fowl-Moo-EE  
Dave Herard.....Her-ARD  
Grant Misch.....Mish, rhymes with Fish  
Keytaon Thompson.....KEY-tahn



# TONY ELLIOTT

## FRALIN FAMILY HEAD FOOTBALL COACH

Tony Elliott, a patient man, was looking for the right fit when it came time for him to leave the assistant coaching ranks and take on the responsibility of running a collegiate football program as the head coach. During his 11-year tenure at Clemson, his alma mater, several opportunities presented themselves, but it was not until Virginia came calling that he felt the setting was right for what he wants to accomplish.

On Dec. 10, 2021, Elliott was named the University of Virginia's Fralin Family Head Football Coach. At his introductory press conference, he explained his decision to become the Cavaliers' head coach and what he wants to accomplish in Charlottesville.

"I chose UVA because I wanted to lead a program that was partnered with a university that had world-class academics," he said "I wanted to be able to recruit the best and the brightest student-athletes.

"I wanted to compete in the best conference in college athletics. I wanted to be a part of an alignment with (athletic director) Ms. Carla (Williams) and President (Jim) Ryan that shared a vision that was similar to mine, which is centered around the holistic development of the student-athlete. And lastly, I wanted to be part of a university and athletic department that would not compromise its values to win.

"There is no better place for me than UVA. And there is no better time than now."

With that, Elliott went to work crafting what he had hoped to build for years - The Model Program.

"My vision for the UVA football program is to become the model in college football, the model program in college football," he said. "My goal is to contribute to changing the narrative in college football and demonstrate that you can win at the highest level and you can do so while achieving excellence in education, leadership and service."

Elliott's cornerstones of that culture are based on H.E.A.R.T.-humility, effort, accountability, respect and toughness.

"I think that building a championship culture starts with making sure that you have alignment and a vision," he said. "You clearly state the vision and you are particular in the people that you bring in and make sure that they align with the vision, and then you stay grounded to the principles that you set in place for the players and the staff, and you go to work every single day, and you keep an inside-out mentality. It's one day at a time, and eventually that will bring your championship culture to life."

Elliott's background and coaching pedigree is rich with championship experiences.

He spent 11 seasons as an assistant on Dabo Swinney's staff at Clemson. In January of 2021, he was named the program's assistant

head coach and offensive coordinator. He previously served as the team's co-offensive coordinator (2014-20) and the team's running backs coach (2011-20).

At Clemson, Elliott was a part of a 10-season stretch in which the Tigers won 10 or more games. In that span, Clemson won six Atlantic Coast Conference Championships, made four appearances in the College Football Playoff National Championship game and captured national titles in 2016 and 2018.

Since Elliott's promotion to co-offensive coordinator prior to the 2014 Russell Athletic Bowl, the Tigers posted an 89-10 record and ranked in the top 12 nationally in total offense. Clemson either led or ranked No. 2 in the ACC in total offense in five of his seven seasons as an offensive coordinator. Elliott's 2018 and 2019 offenses were responsible for two of the 22 650-point seasons in major college football history.

Elliott was named the Frank Broyles Award recipient as the nation's top assistant coach in 2017. Before transitioning to the tight ends room this year, Elliott was in charge of Clemson's running backs for his first 10 seasons. In that time, he guided Clemson running back Travis Etienne to one of the most illustrious careers in ACC and college football history, helping him set the NCAA record for most games scoring a touchdown (46) and secure ACC records for career rushing yards (4,952), total touchdowns (78), rushing touchdowns (70) and points (468).

As the program's offensive coordinator, Elliott worked with two first-round draft picks at quarterback, including the 2021 first overall pick Trevor Lawrence. From 2015-2020, a Clemson offensive player took home both the ACC's Player of the Year and Offensive Player of the Year awards four times.

Prior to returning to his alma mater, Elliott spent three seasons at Furman (2008-10) and two at South Carolina State (2006-07) coaching wide receivers at both schools. Prior to his coaching career he worked for Michelin North America for two years.

In 2002, Elliott earned his undergraduate degree in industrial engineering from Clemson, where he was a first-team Academic All-ACC selection as well as a CoSIDA Academic District III member. He was also a recipient of an ACC Weaver-James-Corrigan Postgraduate Scholarship.

Under Tommy Bowden, he came to Clemson as a walk-on wide receiver in the fall of 1999 and finished his career with four letters and appeared in 44 games. Swinney was his position coach his senior year (2003) in which he was named a co-captain of a team that finished with a 9-4 record and a No. 22 final ranking by AP and USA Today.

Born in Watsonville, Calif., Elliott and his wife, Tamika, have two sons, A.J. and Ace.



### Clemson Offense With Tony Elliott as a co-coordinator or coordinator

Year	W-L	Pts	Tot Off	Rush-Yds-TD	Com-Att-TD-Int	Pass Yds
2014	1-0	40	79-387	42-68-1	26-37-3-0	319
2015	14-1	577	1207-7718	679-3345-34	356-528-35-15	4373
2016	14-1	588	1221-7552	592-2543-30	422-629-45-17	5009
2017	12-2	466	1048-6014	579-2717-40	309-470-17-9	3297
2018	15-0	664	1076-7908	568-3723-49	328-508-37-8	4185
2019	14-1	605	1075-7931	566-3606-40	326-509-45-10	4325
2020	10-2	522	901-6028	411-1846-33	326-490-31-6	4182
2021	9-3	322	830-4354	449-2056-25	207-381-12-10	2298
<b>Tot</b>	<b>89-10</b>	<b>3784</b>	<b>7,437-47,892</b>	<b>3,886-19,904-252</b>	<b>2,300-3,552-222-75</b>	<b>27,988</b>
<b>Per game</b>		<b>38.2</b>	<b>75.1-483.8</b>	<b>39.3-201-2.55</b> (5.12)	<b>23.2-35.9-2.24-0.76</b> (.648)	<b>282.7</b>

### Clemson National Rankings on Offense in full seasons Tony Elliott called the Plays

Year	PPG-Nat Rk	Tot Off-Nat Rk	Rush-Nat Rk	Pass-Nat Rk	Final Rank AP-Coaches
2015	38.5-16	514.5-11	223-21	291.5-23	2-2
2016	39.2-14	503.7-12	169.7-71	333.9-7	1-1
2017	33.3-32	429.6-38	194.1-35	235.5-61	4-4
2018	44.3-4	527.2-3	248.2-10	279.0-23	1-1
2019	43.9-4	528.7-5	240.4-13	288.3-23	2-2
2020	43.5-3	502.3-10	153.8-75	348.5-6	3-3
2021	26.3-82	362.8-95	171.3-57	191.5-103	19-22

\*Entering 2021 Bowl Games.

#### ELLIOTT'S BIOGRAPHY AT-A-GLANCE

##### PERSONAL

**Born:** Nov. 26, 1979 in Watsonville, Calif.  
**Family:** Wife, Tamika, and sons, A.J. and Ace  
**Twitter:** @Coach\_TElliott

##### EDUCATION

**High School:** James Island, Charleston, S.C., 1997  
**College:** Clemson (Industrial Engineering.), 2002

##### PLAYING EXPERIENCE

Clemson (1999-2003)

- Four-year letterwinner as a wide receiver
- Co-captain on 2003 team that went 9-4 and No. 22 ranking
- First Team Academic All-ACC
- CoSIDA Academic All-District
- Recipient of ACC Weaver-James-Corrigan Postgraduate scholarship

#### TONY ELLIOTT COACHING LEDGER

YEAR	SCHOOL	POSITION(S)	W-L	BOWL(S)
2006	SC State	WR	7-4	
2007	SC State	WR	7-4	
2008	Furman	WR	7-5	
2009	Furman	WR	6-5	
2010	Furman	WR	5-6	
2011	Clemson	RB	10-4	Orange
2012	Clemson	RB	11-2	Chick-fil-A
2013	Clemson	RB	11-2	Orange
2014	Clemson	RB	9-3	
	Clemson	Co-OC,RB	1-0	Russell Athletic
2015	Clemson	Co-OC,RB	14-1	Orange, CFPNCG
2016	Clemson	Co-OC,RB	14-1	Fiesta, CFPNCG
2017	Clemson	Co-OC,RB	12-2	Sugar
2018	Clemson	Co-OC,RB	15-0	Cotton, CFPNCG
2019	Clemson	Co-OC,RB	14-1	Fiesta, CFPNCG
2020	Clemson	Co-OC,RB	10-2	Sugar
2021	Clemson	OC, TE	9-3	
<b>Record as Asst.</b>			162-45	
<b>Clemson Record</b>			130-21	
<b>Record as OC</b>			89-10	



## OFFENSIVE COORDINATOR/TIGHT ENDS

# DES KITCHINGS

Desmond “Des” Kitchings joined the Virginia coaching staff in January of 2022 as the team’s offensive coordinator and will coach the tight ends.

Kitchings comes to Virginia after serving as the running backs coach for the Atlanta Falcons during the 2021 season. Prior to that he spent one season as the running backs coach at South Carolina before an eight-year stint at NC State where he served a number of roles including co-offensive coordinator in 2019.

During the 2020 season, Kitchings guided Gamecocks’ running back Kevin Harris to the program’s first 1,000-yard rushing season since 2013. Harris gained 1,138 yards in 10 games and posted 15 rushing scores. An All-Southeastern Conference pick, he led the league in regular-season rushing and was seventh nationally. His five rushing TDs against Ole Miss set a South Carolina single-game record. It marked the fourth time in five seasons that Kitchings coached a 1,000-yard running back.

Kitchings, a native of Wagener, S.C., spent eight seasons coaching the running backs at North Carolina State. He had the additional duties as the tight ends coach in 2012, as the recruiting coordinator from 2014-18, as the assistant head coach for offense from 2016-18, and as the co-offensive coordinator in 2019.

Under Kitchings tutelage, NC State produced three-straight 1,000-yard rushers from 2016-18 for just the second time in school history. In 2016, Matthew Dayes was the first 1,000-yard rusher at NC State since 2002, and in both 2017 and 2018 first-year starters Nyheim Hines and Reggie Gallaspy Jr., also reached that mark. Hines ranked fourth in the ACC with 1,112 rushing yards in 2017 and led the ACC in all-purpose yards with 143.7 yards per game, ranking 12th nationally, was named first-team All-ACC, the first Pack running back to earn first-team honors since 2002, and was selected in the fourth round of the 2018 NFL Draft. In 2018, Gallaspy tied the NC State school record with 18 rushing touchdowns, a mark that ranked fifth nationally. His 19 total TDs was also a new single-season best mark at NC State. He ranked 15th in the NCAA overall with 114 points scored.

The 2014 Wolfpack posted the fourth-best rushing total in school history (2,659) and the best per game average since 1992, while the 2015 Wolfpack posted the fifth-best rushing total in school history with 2,627 yards.

Kitchings’ coaching career began at Furman, his alma mater, working as the tight ends coach and special teams coordinator from 2004-07. During his tenure, the Paladins went 10-3 and captured a conference title in 2004, and advanced to the NCAA I-AA national semifinals in 2005.

His next stop was in the SEC, working at Vanderbilt from 2008-10, including one season as the offensive coordinator. He was a key factor in the development of true freshman tailbacks Warren Norman and Zac Stacy, who ranked 1-2 on the team in rushing in 2009, with Norman producing one of the finest all-purpose campaigns ever by an SEC freshman.

He also spent one year (2011) at Air Force when the Falcons ranked third nationally in rushing averaging (314.8 yards per game) and in rushing touchdowns (43).

Kitchings was a standout receiver/return specialist at Furman. As a senior in 1999, he helped the Paladins to a Southern Conference title. He ranks among the school’s all-time leaders in receptions and returns, averaging 29.3 yards per kick return, the second-best mark in conference history, including a school-record four kick returns for touchdowns. He was a consensus all-Southern Conference selection as both a receiver and returner and earned All-America honors as a return specialist in 1999 after leading the NCAA I-AA division in return average.

The youngest inductee into the Furman Athletics Hall of Fame, Kitchings was selected by the Kansas City Chiefs in the 2000 NFL Draft, and spent four years on practice squads and rosters of NFL squads.

Kitchings, who earned a bachelor’s degree in health and exercise science from Furman in 2000, and his wife, Heather, have three children, Aiden, Ava and Austen.

### THE KITCHINGS FILE



- First season at Virginia
  - Coached 8 seasons in ACC at NC State
  - All-American returner at Furman (1999)
  - Youngest inductee into Furman Athletics Hall of Fame
  - Coached with Tony Elliott in 2008 at Furman
- @coachdeskitch

#### PERSONAL

**Hometown:** Wagener, S.C.  
**Family:** Wife, Heather; children, Aiden Ava & Austin

#### EDUCATION

**High School:** Wagener-Salley High School, 1996  
**College:** Furman, 2000

#### PLAYING EXPERIENCE

- Furman (1996-99)
- Drafted in the 7th round of the 2000 NFL Draft by the Kansas City Chiefs
- Rostered by Chiefs (2000), Jets (2001), Colts (2002), Rams (2003)

#### COACHING EXPERIENCE

- **2004-07** – Furman (TE & Special Teams coordinator)
- **2008-09** – Vanderbilt (RB & Special Teams Coordinator)
- **2010** – Vanderbilt (co-Offensive Coordinator & RB)
- **2011** – Air Force (Running Backs)
- **2012** – NC State (RB & TE)
- **2013-15** – NC State (Running Backs)
- **2016-18** – NC State (Asst. Head Coach & RB)
- **2019** – NC State (co-Offensive Coordinator & RB)
- **2020** – South Carolina (Running Backs)
- **2021** – Atlanta Falcons (Running Backs)
- **2022** - Virginia (Offensive Coordinator/TE)

#### POSTSEASON EXPERIENCE

- FCS Playoffs Quarterfinals (1996) - *player*
- FCS Players First Round (1999) - *player*
- FCS Playoffs Quarterfinals (2004)
- FCS Playoffs Semifinals (2005)
- FCS Playoffs First Round (2006)
- Music City Bowl (2008)
- Military Bowl (2011)
- Music City Bowl (2012)
- St. Petersburg Bowl (2014)
- Belk Bowl (2015)
- Independence Bowl (2016)
- Sun Bowl (2017)
- Gator Bowl (2018)
- Orange Bowl (2019)

#### FORMER PROMINENT PLAYERS COACHED

- Matthew Dayes (NC State)
- Nyheim Hines (NC State)
- Reggie Gallaspy (NC State)
- Warren Norman (Vanderbilt)
- Zac Stacy (Vanderbilt)
- Kevin Harris (South Carolina)



## DEFENSIVE COORDINATOR/DEFENSIVE BACKS

# JOHN RUDZINSKI

John Rudzinski joined the Virginia staff in January of 2022 as the defensive coordinator. He also coaches the defensive backs. He spent the previous 14 seasons as a member of the Air Force coaching staff, including his last four years as the Falcons' defensive coordinator. During his time at Air Force, he has also worked as the program's recruiting coordinator, outside linebacker coach and defensive backs coach.

In 2021, Air Force went 10-3 and defeated Louisville 31-28 in the SERVPRO First Responders Bowl. It marked the second time in a three-year span the Falcons had achieved 10 victories. Air Force shared the Mountain West Conference's Mountain Division title with a 6-2 league mark.

The Falcons finished the 2021 campaign fourth in the nation in total defense, allowing just 296.5 yards per game. The team was ninth in rushing defense (102.2 ypg.), 16th in scoring defense (19.8 ppg.) 19th in passing yards allowed (194.4 ypg.) and 28th in sacks with a total of 37, the most since the 2015 season.

Rudzinski's 2020 defense was among the top units in program history, finishing third nationally in scoring defense with a 15.0 average. The 15.0 mark was the best at the Academy since 1997. The team also ranked fifth nationally in passing yards allowed (166.8) and fourth in redzone defense (.692).

The 2019 defense ranked 17th in the FBS in total defense (319.6 yards per game) and 20th in scoring defense (19.8). The Falcons were also seventh in the FBS in rushing defense (100.5) last year. Air Force allowed a school-record 100.5 yards rushing in 2019, breaking the old mark of 109 set in 1985. Opponents were held under 100 yards rushing nine times. Air Force allowed just 319.6 total yards and 19.8 points per game while ranking among the top 10 in red zone defense.

Leading the secondary, the defense was among the conference's elite. Air Force finished 22nd in the country in interceptions in 2016. He was vital in the development of All-American safety Weston Steelhammer, who finished as the career leader in interceptions with 18. Steelhammer ranks second in Mountain West history in career interceptions. Air Force's defense was vastly improved under his leadership. The squad was second in the MW in rushing defense (116.9), sixth in scoring defense (25.8) and fourth in total defense (360.9).

The 2015 group had two first-team all-conference honorees in Steelhammer and cornerback Roland Ladipo. The secondary also boasted three of the top four tacklers in 2015. In 2014, Steelhammer earned first-team all-conference honors, his first of a school-record three selections to the conference's first team. Safety Christian Spears was also among the team leaders in tackles with 81.

As recruiting coordinator from 2012-2014, Rudzinski managed the national academic and athletic evaluation of high school prospects. Those recruiting classes would produce 28 wins, two bowl championships and two Commander-in-Chief Trophy wins over a three-year period (2014-2016).

Rudzinski's first two years back on staff, the Falcons won back-to-back Commander-in-Chief's Trophy in 2010-11. In 2011, he assisted the defense to finish first in the conference in passing defense with a 166.8 average. In 2010, the Falcon defense was even better, ranking second nationally by allowing just 147.8 passing yards per game. The defensive success aided Air Force to a 9-4 record, capped by a victory over Georgia Tech in the Independence Bowl.

Rudzinski began his coaching career in 2005 as a graduate assistant at the Academy, serving for two years under the leadership of College Football Hall of Famer Fisher DeBerry. Learning under the tutelage of defensive coordinator Richard Bell, Rudzinski helped develop future all-conference performers Drew Fowler and John Rabold.

Transitioning to Charleston Air Force Base, S.C., Rudzinski served as maintenance operations officer from 2007-10, leading 250 airmen. He was responsible for the people, products and processes for the multi-billion dollar C-17 aircraft maintenance effort. Throughout his time in Charleston, he coached at First Baptist High School as a defensive assistant.

Rudzinski is a 2001 high school graduate from Notre Dame Academy in Green Bay, Wisconsin. A three-year letterman at the Air Force Academy, he led the team in tackles over this span. A two-time captain, Rudzinski was named the team's most valuable player and was honored with Air Force's Brian Bullard Award, which is the program's highest honor. An honorable mention all-Mountain West selection as a senior, Rudzinski was selected to play in the East-West Shrine Game.

Rudzinski graduated from the Academy in 2005 as a distinguished graduate and a member of Superintendent's List. He was also honored as outstanding cadet in management. Rudzinski has since earned his master's degree in business administration from the University of Colorado.

He and his wife, Lauren, have five children, Elin, Luke, Malin, Paul and Beau.

### THE RUDZINSKI FILE



- *First season at Virginia*
  - *Air Force Academy graduate, maintenance operations officer from 2007-10 at Charleston Air Force Base*
  - *2021 Air Force defense ranked 4th nationally in ypg*
  - *Earned Air Force's highest honor as a player, Brian Bullard Award*
- @Coach\_Rud

#### PERSONAL

**Hometown:** Green Bay, Wis.  
**Family:** Wife, Lauren; five children, Elin, Luke, Malin, Paul & Beau

#### EDUCATION

**High School:** Notre Dame Academy, 2001  
**College:** Air Force, 2005  
**Graduate School:** Colorado

#### PLAYING EXPERIENCE

• Air Force (2002-05)

#### COACHING EXPERIENCE

- **2005-06** – Air Force (graduate assistant)
- **2007-10** – First Baptist HS (defensive assistant)
- **2010-11** – Air Force (defensive assistant)
- **2012-14** – Air Force (recruiting coordinator)
- **2015-17** – Air Force (defensive backs)
- **2018-21** – Air Force (defensive coordinator)
- **2022** – Virginia (defensive coordinator)

#### POSTSEASON EXPERIENCE

- San Francisco Bowl (2002) - player
- Independence Bowl (2010)
- Military Bowl (2011)
- Armed Forces Bowl (2012)
- Famous Idaho Potato Bowl (2014)
- Armed Forces Bowl (2015)
- Arizona Bowl (2016)
- Cheez-it Bowl (2019)
- First Responder Bowl (2021)

#### FORMER PROMINENT PLAYERS COACHED

- Drew Fowler (Air Force)
- John Rabold (Air Force)
- Weston Steelhammer (Air Force)
- Roland Ladipo (Air Force)
- Christian Spears (Air Force)

## ASSOCIATE HEAD COACH/WIDE RECEIVERS

# MARQUES HAGANS

The 2022 season will be Marques Hagans 11th year at Virginia. In addition to coaching the wide receivers, he also serves as the associate head coach, duties he assumed under Tony Elliott at the start of 2022. During his time at UVA, he has done an incredible job of developing the Cavalier wide receivers with record-breaking performances over multiple years.

Of the 15 wide receivers on UVA's top-20 career receptions list, nine have been coached by Hagans. That group is topped by current Atlanta Falcons' wideout Olamide Zaccheaus, who pulled down 250 catches for the Cavalier from 2015 to 2018.

Hagans 2021 receiving corps was part of a magical season at UVA. The Cavaliers averaged 392.6 passing yards per game and Virginia had four wide receivers with more than 600 receiving yards. All-ACC receivers Keytaon Thompson and Dontayvion Wicks led that group. Thompson finished the season with a team-high 78 catches for 990 yards while Wicks piled up the most yardage, gaining a school record 1,203 yards on 57 catches, an average of 21.1 yards per reception.

Including tight end Jelani Woods, in 2021 Virginia was the only school in the country to have five wide receivers with 500 or more receiving yards.

The 2020 season was a unique one for college football, but it also signaled the emergence of Lavel Davis Jr. The true freshman finished No. 2 in the nation and No. 1 in the ACC with 25.75 yards per reception average. Davis Jr also was No. 7 in the nation among freshmen with 515 receiving yards and tied for No. 5 in the nation among freshmen with five receiving touchdowns. He was the only player in the nation with 500+ receiving yards on 20 or fewer receptions, something that has only been accomplished five times now since 2000.

The 2019 season was special one in Charlottesville as the Cavaliers won the Atlantic Coast Conference's Coastal Division for the first time and made their first appearance in the ACC Championship game. UVA appeared in its first New Year's Six bowl game, the Orange Bowl, and finished ranked No. 24 in the final College Football Playoff poll and No. 25 in the final USA Today coaches poll. It is UVA's first string of three-straight bowl appearances since UVA went to four bowl games between 2002 and 2005.

No ACC team had more than one receiver with 70+ receptions in 2019, while UVA had three in Joe Reed (77), Hasise Dubois (75) and Terrell Jana (74), finishing No. 2, No. 3 and No. 5 in the league in catches and all ranking in the top seven on UVA's single-season receptions ledger. Reed earned first-team All-ACC honors as an all-purpose player. Dubois (All-ACC) and Jana were two of four FBS receivers in 2019 with 100+ target, 70 percent catch rate and 10+ yards per target. Dubois was rated with the "Best Hands in the Nation" by Pro Football Focus after making 75 catches in 2019 with zero drops.

In 2018 Hagans mentored Olamide Zaccheaus, who finished his senior season No. 1 in the ACC and No. 5 in the nation with 93 receptions. After 12 catches, 100 receiving yards and three touchdowns, Zaccheaus was named MVP of the Belk Bowl after a 28-0 triumph over South Carolina. Zaccheaus concluded his career with 250 receptions, No. 1 all-time at UVA and No. 6 all-time in ACC history. Zaccheaus also became only UVA's third 1,000-yard receiver, finishing with 1,058 receiving yards, which was No. 3 in the ACC. Zaccheaus also finished his career No. 2 all-time at UVA with 2,753 career receiving yards.

Under Hagans' watchful eye in 2017, UVA saw its first receiving trio to amass at least 600 receiving yards in the same season as Zaccheaus (895), Andre Levrone (689) and Doni Dowling (647) accomplished the feat. Dowling (136), Levrone (127) and Zaccheaus (122) also became the first Cavalier trio to amass 100+ receiving yards in the same game when they did so against UConn in 2017. It was only the sixth time such a feat happened in the ACC since 2000. Also in 2017, Zaccheaus set the UVA single-season record for receptions in a season with 85, while his 895 yards in 2017 rank No. 5 all-time on UVA's single-season ledger. Dowling, Levrone and Zaccheaus all reached 1,000 career receiving yards in 2017, giving Hagans seven wide receivers he has coached at UVA that have reached the mark.

In 2016 three members of the wide-receiving corps combined for 150 catches for 1,686 receiving yards and 14 touchdowns. Zaccheaus led the wide-receiving group with 51 receptions and seven touchdowns. Doni Dowling led the team with 626 receiving yards on his 50 catches and four scores. Rounding out the group was senior Keon Johnson, who made 49 catches for 476 yards and three touchdowns.

Wide receiver Canaan Severin thrived under Hagans earning second-team All-ACC honors in 2015 after finishing the regular season ranked No. 3 in the ACC with 759 receiving yards. Severin's 759 receiving yards also ranks No. 15 all-time in the UVA record book for a season. Severin caught 54 passes and eight touchdowns. The 54 receptions tie him with Herman Moore (1990) for No. 11 all-time in the UVA annals for catches in a season. In 2015 Severin became the 20th player in program history with 100 receptions and finished his career No. 19 all-time with 102 catches, 96 of which came over the 2014 and 2015 seasons. Severin finished his career with 1,383 receiving yards, which ranks No. 15 all-time in the UVA record book.

Severin's rise began in 2014 under Hagans. As a junior Severin led UVA with 42 catches for 578 yards and five touchdowns after entering the season with six career receptions.

Hagans oversaw the emergence of Johnson in 2013, then a true freshman. Despite not playing the first four games of a potential redshirt season, Johnson completed one of the best true freshman seasons in recent UVA history, catching 20 passes for 282 yards and a score in the final eight games of the season.

Hagans was a four-year letterwinner at UVA from 2002-05 and currently is No. 10 all-time in passing at UVA with 4,877 passing yards. He finished his career in the No. 5 on that list. Hagans in No. 7 all-time at UVA in total offense with 5,779 yards and his 2005 season ranks No. 9 all-time with 2,802 total yards.

The St. Louis Rams selected Hagans in the fifth round (144 overall) of the 2006 NFL Draft. He spent three seasons with the Rams before being picked up by the Kansas City Chiefs for the 2009 campaign. Hagans finished the 2009 season with the Washington Redskins and was released in the summer of 2010 after injuring himself in off-season workouts.

Hagans spent the 2011 and 2012 seasons at UVA as a graduate assistant, working with the offense.

Hagans is a native of Hampton, Va., and graduated from Hampton High School after spending two years at neighboring Bethel High School. As a junior at Hampton, Hagans led the Crabbers to the state championship in Group AAA, Division 5 of the Virginia High School League in 1998. Hampton advanced to the state semifinals in Hagans' senior season in 1999.

Hagans graduated with a degree in anthropology from UVA in 2005 and is currently finishing a graduate degree in professional studies.

Hagans resides in Charlottesville with his wife, the former Lauren Swierczek, a former Cavalier women's basketball player. The couple has two sons, Christopher Dex and Jackson Watford.

### THE HAGANS FILE



- 11th season at Virginia
- 11th season as UVA's wide receivers coach after spending two seasons as a graduate assistant working with the offense
- Graduated as No. 6 all-time at UVA with 4,877 career passing yards
- His 358 passing yards against Minnesota in the 2005 Music City Bowl are the most by a UVA player in a bowl game

@coachmhagans

#### PERSONAL

**Hometown:** Hampton, Va.  
**Family:** Wife, Lauren; sons, Christopher Dex and Jackson Watford

#### EDUCATION

**High School:** Hampton HS, Hampton, Va., 2000  
**College:** Virginia, 2005

#### PLAYING EXPERIENCE

- Virginia (2000-05)
- St. Louis Rams (2006-07)
- Kansas City Chiefs (2008)
- Indianapolis Colts (2008)
- Washington Redskins (2008-10)

#### COACHING EXPERIENCE

- 2011-12 – Virginia (graduate assistant)
- 2013-21 – Virginia (wide receivers)
- 2022 - Virginia (Assoc. Head Coach/Wide Receivers)

#### POSTSEASON EXPERIENCE

- Continental Tire Bowl (2002)
- Continental Tire Bowl (2003)
- MPC Computers Bowl (2004)
- Gaylord Hotels Music City Bowl (2005)
- Chick-fil-A Bowl (2011)
- Military Bowl (2017)
- Belk Bowl (2018)
- Orange Bowl (2019)

#### FORMER PROMINENT PLAYERS COACHED

- Kris Burd (Virginia)
- Hasise Dubois (Virginia)
- Terrell Jana (Virginia)
- Darius Jennings (Virginia)
- Keon Johnson (Virginia)
- Andre Levrone (Virginia)
- Joe Reed (Virginia)
- Canaan Severin (Virginia)
- Olamide Zaccheaus (Virginia)





## DEFENSIVE TACKLES

# KEVIN DOWNING

Kevin Downing joined the Virginia program in January of 2022 as the defensive tackles coach.

In 2021, Downing completed his third season as an assistant coach at Navy, where he oversaw the defensive ends and raider (outside linebacker) positions in the Midshipmen multiple 4-2-5 defensive scheme.

Navy was 4-8 in 2021 including a 17-13 victory against Army where the Cadets were held to a season low for points. The Navy defense limited Army to 232 yards of total offense and just 124 rushing yards, almost 180 yards below its season average and the Cadets' lowest total of the season.

In 2020, after a slow start, the Navy defense finished the year with a flurry, holding Memphis (205 yards), Tulsa (296) and Army (162) to under 300 yards of total offense. It was the first time a Navy defense had achieved that feat since 1997 when the Mids did it in seven-consecutive games.

In 2019, Navy had one of the greatest seasons in school history, winning a school-record tying 11 games against just two losses, winning the Commander-In-Chief's Trophy, sharing the American Athletic Conference West Division title with Memphis and winning the prestigious Liberty Bowl. The Mids' eight-game improvement from 2018 was the second-biggest turnaround in FBS history.

The Mids finished the 2019 campaign ranked 20th in both the Associated Press and USA Today Coaches Polls. It marked just the second time in the last 56 years that Navy finished in the AP Top 20 (18th in 2015).

A big part of that turnaround was the massive improvement Navy showed on the defensive side of the football as the Mids improved in every major category.

Navy finished the 2019 campaign ranked 20th in third down defense (121st in 2018), 10th in rushing defense (90th in 2018), 39th in passing defense (75th in 2018), 16th in total defense (86th in 2018), 34th in scoring defense (103rd in 2018), 68th in pass efficiency defense (117th in 2018), 55th in sacks (129th in 2018) and 53rd in tackles for a loss (129th in 2018).

The Mids finished 10th in the nation against the run, giving up just 105.8 yards per game, despite facing the No. 2, No. 3 and No. 11 rushing offenses in the country. The Mids forced the opposing offense off the field in three plays or less in 36 percent of its drives, which was the 10th best average in the country. The Navy defense gave up just 15.2 first downs per game, which was tied for third best in the country.

Prior to his arrival in Annapolis, Downing coached for five seasons as defensive ends coach at Kennesaw State, where he mentored a pair of All-Big South selections in Desmond Johnson and Tonarius Portress. Those two ends combined to record 13 sacks and 33.5 tackles for a loss during the 2016 and 2017 seasons.

Downing previously worked at Elon (2010-13) after spending four years (2006-09) as recruiting coordinator and defensive backs coach at Winston-Salem State.

Downing coached the defensive ends (2010) and wide receivers (2011-13) at Elon. While serving as Elon's wide receivers coach, Downing helped guide one of the top FCS talents in Aaron Mellette. In 2011, Mellette set an Elon and Southern Conference record with 1,639 receiving yards and led all of the FCS in both receptions per game (10.27) and receiving yards per game (149.00) on his way to being named to seven All-America squads and finishing fifth in the voting for the 2010 Walter Payton Award, the top individual honor at the FCS level. Phoenix receivers averaged 281.45 yards per game in 2011.

Downing helped Mellette again lead the Southern Conference in receiving in 2012 as the senior caught 97 passes for 1,398 yards and 18 touchdowns. He was named to numerous All-America squads and placed eighth in the voting for the Walter Payton Award. Mellette became Elon's first representative in the prestigious Senior Bowl and was a seventh-round pick by the Baltimore Ravens in 2013.

Downing is a 2004 graduate of North Carolina Central where he played football in 2001 and 2002. During the 2001 campaign, Downing played a key role in helping the Eagles' defense become the top-rated unit at the NCAA Division II level. He earned a bachelor's degree in health and physical education in 2004.

Downing and his wife, Nia, have three children, Kevin Jr., Kailey and Kaiden.

### THE DOWNING FILE



- First season at Virginia
- Part of one of Navy's best seasons in program history (2019)
- Spent a combined eight seasons coaching in @coachdowning1

#### PERSONAL

**Hometown:** Edenton, N.C.  
**Family:** Wife, Nia; three children, Kevin Jr., Kailey and Kaiden.

#### EDUCATION

**High School:** John A. Holmes, Edenton, N.C., 2001  
**College:** North Carolina Central, 2004

#### COACHING EXPERIENCE

- 2006-09 – Winston-Salem State (recruiting coord.)
- 2010 – Elon (defensive ends)
- 2011-13 – Elon (wide receivers)
- 2014-18 – Kennesaw State (defensive ends)
- 2019-21 – Navy (defensive ends/Raider (outside LB))
- 2022 – Virginia (defensive tackles)

#### POSTSEASON EXPERIENCE

- FCS Quarterfinals (2017)
- FCS Quarterfinals (2018)
- Liberty Bowl (2019)

#### FORMER PROMINENT PLAYERS COACHED

- Aaron Mellette (Elon)
- Desmond Johnson (Kennesaw State)
- Tonarius Portress (Kennesaw State)

## DEFENSIVE PASSING GAME COORDINATOR / DEFENSIVE BACKS

# CUROME COX

Curome Cox is in his first season as the Cavaliers' defensive backs coach and defensive passing game coordinator. He spent the 2020 and 2021 seasons as the defensive backs coach at Air Force.

In 2021, Air Force went 10-3 and defeated Louisville 31-28 in the SERVPRO First Responders Bowl. Air Force shared the Mountain West Conference's Mountain Division title with a 6-2 league mark.

The Falcons finished the 2021 campaign fourth in the nation in total defense, allowing just 296.5 yards per game, was ninth in rushing defense (102.2 ypg.) and was 19th in passing yards allowed (194.4 ypg.). Air Force's top three tacklers all came from Cox's secondary players. The trio of free safety Trey Taylor, defensive back Tre Bugg and strong safety Corvan Taylor accounted for 182 total tackles, six interceptions and 19 pass defenses.

In 2020, Cox's first season at the Academy, two of the team's top three tacklers came from the secondary. That defense ranked No. 3 nationally in scoring defense (15.0 ppg.) was No. 6 in total defense (303.3 ypg.), No. 5 in passing yards allowed (166.8 ypg.) and No. 4 in red zone defense (.692).

Cox coached four Falcons who received postseason all-star invitations including Bugg who played in the 2022 Hula Bowl.

A standout defensive back at Maryland who went on to play 43 NFL games with the Denver Broncos and Houston Texans, Cox coached at Connecticut from 2017-18, where he also mentored the Huskies' defensive backs.

Cox coached both defensive backs and special teams at Coastal Carolina from 2013-2017, helping the program to Big South Conference championships in 2013 and 2014. In 2016, Coastal led all of the Football Championship Subdivision in interceptions.

Cox started his coaching career as a graduate assistant at Maryland for two years beginning in 2010. As a player, Cox was part of Terrapin squads that played in the 2002 Orange Bowl, 2003 Peach Bowl and 2004 Gator Bowl. In the Peach Bowl, he returned an interception 54 yards for a touchdown. Cox still ranks seventh on Maryland's all-time list for career interceptions with 10.

Cox played three NFL seasons. First signed by the Atlanta Falcons as an undrafted free agent in 2004, he was part of Broncos teams that won the 2005 AFC West Title and reached the 2006 AFC Championship Game. He started five games for the Broncos over those two seasons, recording two interceptions along with 46 tackles and five passes defended.

A standout special-teams player, he was a finalist for the 2006 AFC Special Teams Player of the Year Award. In 2007, he played in seven games with the Texans as part of one of the top kickoff return units in the league.

### THE COX FILE



- First season at Virginia
- Pronounced "curr-OHM"
- Worked with Defensive Coordinator John Rudzinski at Air Force
- Finalist for 2006 AFC Special Teams Player of the Year
- Played against Tony Elliott in college
- @CoachCCox

#### PERSONAL

**Hometown:** Washington, D.C.  
**Family:** Wife, Rachel

#### EDUCATION

**High School:** Gonzaga HS, Washington, D.C., 1999  
**College:** Maryland, 2004

#### PLAYING EXPERIENCE

- Maryland (1999-2003)
- Atlanta Falcons (2004)
- Denver Broncos (2005-07)
- Houston Texans (2007)
- New Orleans Saints (2008)

#### COACHING EXPERIENCE

- 2010-11 – Maryland (graduate assistant)
- 2013-16 – Coastal Carolina (def. backs/special teams)
- 2017-18 – Connecticut (defensive backs)
- 2019 – Albany (cornerbacks)
- 2020-21 – Air Force (defensive backs)
- 2022 - Virginia (Passing Game Coordinator/DB)

#### POSTSEASON EXPERIENCE

- Orange Bowl (2002) - player
- Peach Bowl (2003) - player
- Gator Bowl (2004) - player
- AFC Championship Game (2006) - player
- Military Bowl (2010)
- First Responders Bowl (2021)

#### FORMER PROMINENT PLAYERS COACHED

- Trey Taylor (Air Force)
- Tre Bugg (Air Force)
- Corvan Taylor (Air Force)



## QUARTERBACKS

# TAYLOR LAMB

Taylor Lamb joined the Virginia staff in January of 2022 as the Cavaliers' quarterbacks coach. He spent the 2020 and 2021 seasons at Gardner-Webb where he coached the Bulldogs' quarterbacks both years and served as the team's offensive coordinator in 2021. Lamb previously served as a graduate assistant coach at South Carolina working with Gamecocks' offense for the 2018 and 2019 seasons.

A dual-threat quarterback, Lamb had an exceptional career as the signal caller at Appalachian State. He finished his college career ranked first in Mountaineers' history with 90 touchdown passes in 51 games (49 starts). He also ranked first in Sun Belt Conference history by the end of his time in Boone.

Lamb passed for nearly 10,000 yards (9,786), rushed for 2,008 yards and accounted for 113 total touchdowns. He finished his time at Appalachian State second to Armanti Edwards in the school's record books with 11,794 yards of total offense and 36 wins.

As a senior he was named Offensive MVP of the Dollar General Bowl. It was the third of three consecutive bowl wins for Lamb as the Mountaineers' quarterback.

Lamb was named Sun Belt Conference Freshman of the Year in 2014 after shattering several freshman passing records. He threw for 2,381 yards and 17 scores that season to start his career.


Lamb graduated from Appalachian State with a degree in physical education in December of 2017.

As a high school senior at Calhoun (Ga.) High, Lamb was named Georgia's Gatorade Player of the Year and was rated as a three-star prospect by 247Sports.com. A MaxPreps second-team small school All-America selection that season, Lamb passed for 3,498 yards and 26 touchdowns as a senior under his uncle Hal Lamb. While at Gardner-Webb, he served on the staff with his cousin, Tre Lamb, who was the Bulldogs' head coach.

Lamb's father, Bobby Lamb, coached at Furman from 1986 to 2010 (the last eight years as head coach) and was the first head coach at Mercer University in 2011. He was named the first coach at Anderson University (S.C.) in 2021 for a program that will field its inaugural team in 2024.

Lamb and his wife, Halie, have a son named Cooper.

### THE LAMB FILE



- **First season at Virginia**
- **Dual-threat QB at Appalachian State where he threw for 9,786 yards, rushed for 2,008**
- **36-13 record as starting QB at App. State**
- **Son of current Anderson Univ. and former Furman and Mercer head coach Bobby Lamb.**

@taylor\_lamb11

#### PERSONAL

**Hometown:** Calhoun, Ga.  
**Family:** Wife, Halie; son Cooper

#### EDUCATION

**High School:** Calhoun, Calhoun, Ga., 2013  
**College:** Appalachian State, 2017

#### PLAYING EXPERIENCE

• Appalachian State (2013-17)

#### COACHING EXPERIENCE

- **2020** – Gardner-Webb (quarterbacks)
- **2021** – Gardner-Webb (off. coordinator/quarterbacks)
- **2022** – Virginia (quarterbacks)

#### POSTSEASON EXPERIENCE

- Camellia Bowl (2015) - *player*
- Camellia Bowl (2016) - *player (MVP)*
- Dollar General Bowl (2017) - *player (MVP)*



## SPECIAL TEAMS COORDINATOR/RUNNING BACKS

# KEITH GAITHER

Keith Gaither joined the Virginia staff in January of 2022 as the special teams coordinator and running backs coach. He spent the 2020 and 2021 seasons as the wide receivers coach at Army for head coach Jeff Monken. He previously worked at West Point as the wide receivers coach for the 2015 and 2016 seasons. He spent the 2019 campaign at Western Michigan.

The 2021 Army squad defeated Missouri 24-22 to win the Lockheed Martin Armed Forces Bowl to finish the season 9-4. The 2020 Army squad went 9-3 and made an appearance in the AutoZone Liberty Bowl. Cadet receivers averaged 20.55 yards per reception this season in the team's run-oriented offense. Army's 11 touchdown receptions in 2021 was the most since the 2015 season.

Prior to Western Michigan, Gaither was the pass game coordinator and wide receivers coach at East Carolina (2017-18), where he was responsible for the instruction and teaching of all aspects of the wide receiver position in a multiple pro-style offense. In each of his two seasons, the Pirates produced a first-team all-conference wide receiver in Trevon Brown.

During his first stint at Army (2015-16), Gaither directed the Black Knights' receiving corps. His pass catchers stood fourth nationally in yards-per-reception with a 17.9 average in 2016 during Army's successful 8-5 campaign, which included a 21-17 win over Navy and a 38-31 overtime victory against North Texas in the Zaxby's Heart of Dallas Bowl.

In his first year at West Point, Gaither coached Edgar Poe and DeAndre Bell to notable performances. Poe produced a trio of 100-yard receiving games and caught six touchdown passes, which was the most by a Black Knight since 2007, while Bell turned in career highs in receptions and yards as a senior.

Prior to Army, Gaither was wide receivers coach at Ball State from 2011 to 2014 and helped guide the Cardinals to back-to-back bowl appearances in 2012 (Beef 'O' Brady's) and 2013 (GoDaddy.com).

While in Muncie, Gaither was responsible for a combined three All-Mid-American Conference first-team selections in 2012 and 2013, along with second-team and third-team All-MAC picks in 2014. One of his top pupils was current Carolina Panthers' wide receiver Willie Snead, who set BSU single-season receiving records in yardage (1,516), catches (106) and touchdowns (15) in 2013.

Gaither also impacted his players off the field as Briggs Orsbon earned Capital One Academic All-America honors in 2011, while Connor Ryan was a Capital One Academic All-District choice a year later. Orsbon completed his career as only the second receiver in Ball State history to record over 200 career catches.

Before coming to Ball State, Gaither had a two-year stint at his alma mater, Elon, in 2009 and 2010. He helped Terrell Hudgins establish 19 NCAA, Southern Conference and Phoenix records and to a runner-up finish in the voting for the 2009 Walter Payton Award, which formally recognizes the Football Championship Subdivision (FCS) Player-of-the-Year. Additionally, Gaither mentored All-American pass catcher and Baltimore Ravens draft pick Aaron Mellette while at Elon.

Gaither began his coaching career in 1997 as defensive backs coach at Greensboro (N.C.) College before moving to Tusculum (Tenn.) College for the 1998 and 1999 campaigns. Following a five-year run as an assistant at alma mater Thomasville (N.C.) High School, Gaither returned to the college ranks as Winston-Salem State's recruiting coordinator and defensive backs coach from 2005 to 2008.

A four-year starter and two-time all-region performer as a member of the Phoenix secondary, Gaither earned his bachelor's degree in sociology from Elon in 1997.

Gaither and his wife Holly have four children - Jonesha, Akeem, Madison and Hazel.

### THE GAITHER FILE



- First season at Virginia
- In his 27th year of coaching
- Two stints as Army wide receivers coach (2015-16 & 2020-21)
- Four-year starter as a defensive back at Elon

@Coach\_Gaither

#### PERSONAL

**Hometown:** Thomasville, N.C.  
**Family:** Wife, Holly; four children, Jonesha, Akeem, Madison, Hazel

#### EDUCATION

**High School:** Thomasville, 1993  
**College:** Elon, 1997

#### PLAYING EXPERIENCE

- Elon (1993-97)

#### COACHING EXPERIENCE

- 1997 - Greensboro (defensive backs)
- 1998-99 - Tusculum (assistant)
- 2000-04 - Thomasville City Schools (assistant)
- 2005-08 - Winston-Salem State (recruiting coord. DB)
- 2009-10 - Elon (wide receivers)
- 2011-14 - Ball State (wide receivers)
- 2015-16 - Army (wide receivers)
- 2017-18 - East Carolina (passing game coord./WR)
- 2019 - Western Michigan (wide receivers)
- 2020-21 - Army (wide receivers)
- 2022 - Virginia (special teams coord./RB)

#### POSTSEASON EXPERIENCE

- Beef 'O' Brady (2012)
- GoDaddy.com (2013)
- Heart of Dallas Bowl (2016)
- Liberty Bowl (2021)

#### FORMER PROMINENT PLAYERS COACHED

- Aaron Mellette (Elon)
- Briggs Orsbon (Ball State)
- Connor Ryan (Ball State)
- Edgar Poe (Army)
- DeAndrew Bell (Army)



## DEFENSIVE ENDS

# CHRIS SLADE

Chris Slade joined the Virginia staff in January of 2022 as the team's defensive ends coach. He spent the previous nine years (2013-21) as the head football coach at Pace Academy in Atlanta, Ga. During his career he produced a 59-42 record while playing primarily against higher classification schools. Slade led Pace to it first state championship (2A) title in 2015.

During his tenure the program produced 26 college players, two All-Americans, three future NFL players and made eight consecutive playoff appearances. In 2012 he joined the school as the assistant varsity football coach and an admissions associate.

One of the greatest defensive players in Virginia history, Slade became the first UVA player to earn first-team All-America honors for two seasons (1991 and 1992). During his time as a Cavalier, he set the Virginia and Atlantic Coast Conference career record for quarterback sacks with 40. He served as a team captain during the 1992 campaign and was named the national defensive player of the year by the Football News that season. He was the defensive MVP of the 1990 Florida Citrus Bowl after posting a game-high 11 tackles. Slade completed his Cavalier career as the program's all-time leader in tackles for loss (56) and was fifth on UVA's all-time tackles list with 299.

Slade was a second-round draft pick (31st overall selection) by the New England Patriots in 1993. During his eight years (1993-2000) with the team, he was named to the NFL All-Rookie Team and was a three-time defensive player of the year. He served as a team captain and was recognized as a Pro Bowl selection and All-Pro after the 1997 season. Slade was named to the Patriots' 1990s All-Decade Team. He played his final professional season (2001) as a Carolina Panther. During his nine-year professional career, he appeared in a total of 142 games, totaling 664 tackles including 53.5 sacks and an additional 16 tackles for loss. He was a member of the Patriots team that played in Super Bowl XXXI.

As a freshman in 1989, Slade starred on a Virginia team that won a school-record 10 games and shared the ACC title. He finished sixth on the team in tackles (52) and second in sacks (four). During his sophomore season, Slade had seven sacks and 13 tackles for loss to earn first-team All-ACC accolades. That season the Cavaliers achieved the number-one ranking in the Associated Press poll for three consecutive weeks.

As a junior in 1991, he posted a career-high 99 tackles and led a Virginia defense that ranked fourth in the nation in scoring defense (10.8) and sixth in pass efficiency defense (91.1 rating). That season Slade broke the Virginia single-season record for sacks (14) and tackles for loss (21) and was named second-team All-ACC and was named a first-team All-American by College & Pro Football Newsweekly, second team All-America by The Football News, and third team All-America by the Associated Press.

As a senior tri-captain in 1992, Slade broke his own school record for sacks (15) while also leading the team in tackles for loss (20). He tied for third on the team in tackles (74) and shared the team lead in pass break-ups (11). Slade earned first-team All-ACC honors and was a first team All-America selection by AP, United Press International, Football News, The Sporting News, the Football Writers Association of America, and the Walter Camp Foundation. The consensus All-American also was selected second-team All-America by College and Pro Football Newsweekly.

Slade was selected to the ACC's 50th Anniversary Team in 2002 and was a member of the 2011 ACC Football Legends Class. The athletics department retired Slade's jersey (85) following his senior season.

A native of Newport News, Va., Slade played at Tabb High School where he excelled in football, basketball and track. Along with his cousin, Terry Kirby, he helped to lead Tabb to the 1987 Group AA state football title. He was the All-State Virginia High School Defensive Player of the Year and a member of USA Today's second team All-USA. As a prep basketball standout, Slade was the first basketball player in the York River District history to score more than 1,000 points and grab more than 1,000 rebounds.

Slade was inducted into the Athletic Hall of Fame of The Lower Virginia Peninsula in 2005, the Virginia High School Hall of Fame in 2007 and the Virginia Hampton Roads African American Sports Hall of Fame in 2011.

He was a member of the Virginia Sports Radio Network from 2009-11, serving as a sideline reporter for Cavalier football games. Slade earned his undergraduate degree in sociology from Virginia in 2013.

### THE SLADE FILE



- First season at Virginia
- Returns to his alma mater after 10 years at the prep level (Pace Academy)
- UVA retired his No. 85 after his senior season
- Played 142 games over nine-year NFL career

@CoachChrisSlade

#### PERSONAL

**Hometown:** Newport News, Va.  
**Family:** Two children

#### EDUCATION

**High School:** Tapp HS, Yorktown, Va., 2003  
**College:** Virginia, 2013

#### PLAYING EXPERIENCE

- Virginia (1989-1992)
- New England Patriots (1993-2000)
- Carolina Panthers (2001)

#### COACHING EXPERIENCE

- 2012 – Pace Academy (assistant/admissions associate)
- 2013-21 – Pace Academy (Head Coach)
- 2022 – Virginia (defensive ends)

#### POSTSEASON EXPERIENCE

- Las Vegas Bowl (2008) - player
- Las Vegas Bowl (2009) - player
- New Mexico Bowl (2010) - player

#### FORMER PROMINENT PLAYERS COACHED

- Andrew Thomas (Pace Academy)
- Samuel Sloman (Pace Academy)
- Deon Jackson (Pace Academy)

## LINEBACKERS

# CLINT SINTIM

Clint Sintim is in his third year as a defensive coach after returning to his alma mater in 2020. Under first-year coach Tony Elliott, Sintim switches from coaching the defensive line to be the team's linebackers coach.

Sintim's front line in 2020 helped the Cavaliers finish No. 11 in the nation with 3.2 sacks per game. UVA's 32 sacks rank No. 6 all-time on UVA's single-season list as 9.5 of those sacks were registered by defensive linemen.

Sintim returned to the Virginia after spending the previous three seasons as the linebackers/defensive ends coach for Danny Rocco at Delaware. Prior to that, he coached for Rocco at Richmond in the same capacity during the 2015 and 2016 seasons. Rocco is a former UVA assistant coach.

Sintim, a native of Woodbridge, was a four-year letter-winner at Virginia and served as a team captain as a senior in 2008. He was a second-team All-ACC selection and received All-America honors from Phil Steele and Pro Football Weekly that season. He finished his UVA career with 245 tackles, including 29 sacks and 46 tackles for loss, while playing in 49 games. His sack total ranks as the second highest in UVA history, and his tackles for loss number is tied for the third most by a Cavalier.

In 2005, Sintim picked up freshman All-American honors by the Sporting News (third team) and was also named to that organization's ACC All-Freshman team. He received UVA's Bill Dudley award as the program's most outstanding first-year player. Sintim led the nation's linebackers in sacks as both a junior and senior, accumulating nine in each season.

After playing in the 2009 Senior Bowl, Sintim was a second-round NFL Draft selection by the New York Giants. He played in both the 2009 and 2010 seasons before a knee injury sidelined him for the 2011 and 2012 campaigns. He announced his retirement as a player in 2013. Sintim's NFL career included a Super Bowl (XLVI) championship (2011 season) when the Giants defeated the New England Patriots 21-17 in Indianapolis.

After his NFL playing career, Sintim spent the 2014 season with the West Alabama Tigers as the outside linebackers coach and assisted with the special teams as part of the NFL Players Association Coaching Internship Program. Prior to the 2016 season, Sintim took part in the NFL Minority Internship Program and worked with the Washington Redskins during their preseason camp.

In each of Sintim's two seasons at Richmond, the Spiders advanced to the NCAA playoffs. They reached the national semifinals in 2015 and the quarterfinals in 2016. Each of those UR teams finished with 10 wins.

At Delaware, Sintim helped the 2018 team return to the FCS Playoffs for the first time since the 2010 season. He also helped the Blue Hens land their best recruiting class in the program's history in 2020. It was Delaware's second consecutive top-10 FCS class, according to HERO Sports.

An all-state performer at Gar-Field High School, Sintim earned his degree in anthropology from Virginia in 2009. He and his wife, Angie, have two children, Aniyah and Amari.

### THE SINTIM FILE



- *Third Season at Virginia*
  - *No. 2 all-time at UVA with 29 career sacks*
  - *Member of the Giants Super Bowl XLVI championship*
  - *Spent four seasons in the NFL*
- @CoachSintim

#### PERSONAL

**Hometown:** Woodbridge, Va.  
**Family:** Wife, Angie; daughter Aniyah

#### EDUCATION

**High School:** Gar-Field HS, Woodbridge, Va., 2004  
**College:** Virginia, 2009

#### PLAYING EXPERIENCE

- Virginia (2005-08)
- New York Giants (2009-12)

#### COACHING EXPERIENCE

- **2013** – West Alabama (OLBs/special teams)
- **2014** – Virginia (offensive graduate assistant)
- **2015-16** – Richmond (outside linebackers)
- **2017** – Delaware (outside linebackers)
- **2018-19** – Delaware (co-special teams coordinator/OLBs)
- **2020-21** – Virginia (defensive line)
- **2022** - Virginia (linebackers)

#### POSTSEASON EXPERIENCE

- Music City Bowl (2005) - *player*
- Gator Bowl (2008) - *player*
- Super Bowl XLVI (2012) - *player*
- FCS Playoffs Semifinals (2015)
- FCS Playoffs Quarterfinals (2016)
- FCS Playoffs First Round (2018)

#### FORMER PROMINENT PLAYERS COACHED

- Troy Reeder (Delaware)
- Darius Jennings (Virginia)





OFFENSIVE LINE

GARETT TUJAGUE

Garett Tujague is entering his seventh season at Virginia as the program's the offensive line coach. In 2022 he also takes on the role as the coaching staff's recruiting coordinator.

Tujague's units have helped UVA amassed over 5,000 yards of total offense in 2018, 2019 and 2021. Prior to that stretch, UVA only surpassed 5,000 yards of total offense four times in program history. Tujague's veteran offensive line in 2021 saw three different players named to All-ACC teams including center Olusegun Oluwatimi who earned All-America honors by several organizations and became the program's first Rimington Trophy finalist.

The 2021 unit blocked for quarterback Brennan Armstrong who broke single season records for touchdown passes (31), passing yards (4,449) and total offense (4,700). Armstrong's passing yards are the fourth most in the history of the ACC and 145 yards away from breaking the all-time ACC mark. Armstrong is poised to become the first quarter back in ACC history to average over 400 yards per game. No other signal caller in the history of the ACC has averaged over 348.

The 2021 Virginia offense was the first in program history to average over 300 yards passing per game. It's 396.2 yards per game of offense is the second-highest average in the nation. In 12 games UVA averaged 515.8 yards per game of total offense, one of five programs in the country to average over 500 yards per game in 2021. The 515.8 yards are the most in school history.

Under Tujague, the 2020 season boasted one of UVA's deepest offensive lines since Tujague's arrival in December 2015. All-ACC offensive guard Chris Glaser and company ranked No. 1 in the ACC and No. 12 in the nation in tackles for loss allowed (4.2), while also ranking No. 2 in the ACC with 2.0 sacks allowed a game. Protecting quarterback Brennan Armstrong, the offensive line helped the UVA signal caller rank No. 3 in the ACC and No. 18 in the nation with 296.6 yards of total offense a game and No. 8 in the nation among non-option quarterbacks with 552 yards rushing.

The 2019 season was special one in Charlottesville as the Cavaliers won the Atlantic Coast Conference's Coastal Division for the first time and made their first appearance in the ACC Championship game. UVA appeared in its first New Year's Six bowl game, the Orange Bowl, and finished ranked No. 24 in the final College Football Playoff poll and No. 25 in the final USA Today coaches poll. It is UVA's first string of three-straight bowl appearances since UVA went to four bowl games between 2002 and 2005.

Tujague's (TOO-jay) offense line blocked for an offense that broke five team records in 2019, which includes most first downs (296), first downs passing (180), completions (337), passing yards (3,748) and points scored (449). UVA also tied the 1990 team for most touchdowns (56), while the UVA offense in 2019 averaged 33.2 points per game, which is No. 2 all-time to Virginia's 1990 team. UVA amassed over 5,000 yards of total offense in both 2018 and 2019, which marks only the second time in program history UVA has done that in back-to-back seasons. Prior to Mendenhall and Tujague's arrival, UVA only surpassed 5,000 yards of total offense four times.

Heading Tujague's offensive line was All-ACC center, Olusegun Oluwatimi, who set the pass protection and had a 97 percent target success rate in five-on-five/six protections, while allowing zero sacks and zero quarterback hits in 2019 on Bryce Perkins. Blocking for Perkins in 2019, Tujague's line saw the senior quarterback collect the top two spots in the Cavalier record book for single-season and single-game total offense. Perkins' program record for single-season total offense (4,307) in 2019 ranked No. 6 nationally and No. 1 in the ACC. A second-team All-ACC honoree, Perkins also set the single-season passing record at UVA with 3,538 passing yards in 2019, which ranked No. 16 in the nation and No. 3 in the ACC. Perkins was a special quarterback for the Cavaliers as he and Oklahoma's Jalen Hurts were the only players in the nation in 2019 with 3,000+ passing yards and 700+ rushing yards.

Tujague's offensive line in 2018 assisted in helping block for an offense that scored 370 points in 2018, the fifth-most points scored ever by a Cavalier football team. At the time Perkins shattered UVA's single-season record for total offense (3,603), which ranked No. 3 in the ACC and No. 21 in the nation. Perkins and 2018 Heisman Trophy winner Kyler Murray (Oklahoma) were the only two players in the nation with 2,600+ passing yards and 900+ rushing yards. Olamide Zaccheaus finished his senior season No. 1 in the ACC and No. 5 in the nation with 93 receptions. Zaccheaus concluded his career with 250 receptions, No. 1 all-time at UVA and No. 6 all-time in ACC history. Zaccheaus (1,058 receiving) and Jordan Ellis (1,026 rushing) gave UVA a 1,000-yard receiver and 1,000-yard rusher in the same season for just the second time in program history (1990).

In 2017 Tujague coached an offensive line that blocked for quarterback Kurt Benkert's record-breaking season. The UVA senior quarterback became the first player in program history to throw for over 3,000 yards in a season. Benkert finished the season with 3,207 passing yards and a single-season program record 298 completions. Benkert's 25 passing touchdowns in 2017 rank No. 2 all-time at UVA for a season. Anaë's offense also created the first UVA receiving trio to each amass at least 600 receiving yards in the same season as Zaccheaus (895), Andre Levronne (689) and Doni Dowling (647) accomplished the feat.

In 2016, Tujague oversaw a line headed by Rimington Trophy watch list member Jackson Matteo and four-year starter Eric Smith. Tujague's line helped make UVA running back Taquan Mizzell become the first player in ACC history with at least 1,500 career rushing and 1,500 career receiving yards. Benkert set a couple passing marks in front of Tujague's line, including a program record for passing yards in a game with 421 against Central Michigan, which he bested in 2017 against UConn (455). Benkert also became the fastest quarterback in a season to reach 1,000 and 2,000 yards of passing, doing so in four and eight games, respectively. Benkert accomplished that feat in 2016 and 2017.

Tujague was Mendenhall's offensive line coach at BYU from 2013-15 after serving 15 years at the College of the Canyons in Santa Clarita, Calif., from 1997-2012, the last six as head coach. Under his direction, the COC Cougars earned a 43-25 record and received five bowl invitations in his six seasons. Under Tujague's guidance, BYU center Tejan Koroma earned freshman All-America honors in 2014 after helping BYU rank No. 14 in the nation in scoring.

While at College of the Canyons, Tujague coached and developed three conference players of the year, an all-state player of the year, eight all-state athletes and five JC All-Americans at COC. His teams earned three postseason wins and he was named the Southern California Football Association National Conference Coach of the Year in 2008 following a 12-1 season. He was also honored as the Western States Conference Co-Coach of the Year in 2007 after a 9-3 record.

Prior to his promotion to head coach in 2007, Tujague served nine years as assistant head coach and offensive line coach at COC under Chuck Lyon, helping build the program upon its reinstatement in 1998 after 17 years without football. Before College of the Canyons, he coached at Chabot College from 1993-95 and the University of Redlands from 1996-97. While at Redlands, the Bulldogs won two Southern California Intercollegiate Athletic Conference Championships.

As a player, Tujague was a left guard at BYU under LaVell Edwards from 1989-1991 after two years at Chabot College, where he earned All-America honors as an offensive lineman. After redshirting at BYU in 1989, he contributed to the Cougars' second-straight 10-3 season and top-25 final ranking in 1990. Statistically, the offense ranked No. 2 in the nation at 565.8 yards per game while also rating No. 2 in scoring, putting up 42.5 points per contest.

As a senior in 1991, Tujague earned starting duties protecting Heisman Trophy winner and consensus All-American quarterback Ty Detmer. The Cougar offensive front helped BYU rank No. 5 in total offense at 479.5 yards per outing and No. 11 nationally in scoring at 35 points per game. The Cougars won the conference championship all three seasons Tujague was in Provo.

Tujague received a bachelor's degree in recreation management from BYU in 1992 and a master's degree in educational counseling from the University of Redlands in 1997. A native of Pleasanton, Calif., Tujague and his wife, Cami, are the parents of three children.

THE TUJAGUE FILE



• Seventh season at Virginia, longest tenured coach on the current staff

• Last name is pronounced: TOO-jay

• Was a starting offensive lineman at BYU during Ty Detmer's Heisman Trophy season in 1990

• Owns six years of head coaching experience at the College of the Canyons

@Coach2J

PERSONAL

Hometown: Pleasanton, Calif.

Family: Wife, Cami; three children, Savannah, Summer and Carson

EDUCATION

High School: Amador Valley HS, Pleasanton, Calif., 1987

College: BYU, 1992

Graduate School: University of Redlands, 1997, M.A.

PLAYING EXPERIENCE

- Chabot College (1987-88)
• BYU (1989-91)

COACHING EXPERIENCE

- 1993-95 - Chabot College (assistant coach)
• 1996-97 - University of Redlands (assistant coach)
• 1998-2006 - College of the Canyons (offensive line)
• 2007-12 - College of the Canyons (head coach)
• 2013-15 - BYU (offensive line)
• 2016-21 - Virginia (offensive line)
• 2022 - Virginia (recruiting coordinator/offensive line)

POSTSEASON EXPERIENCE

- Holiday Bowl (1989) - player
• Holiday Bowl (1990) - player
• Holiday Bowl (1991) - player
• Graffiti Bowl (1995)
• McDonald's Community College Bowl (1998)
• Southern California Bowl (1999)
• Western State Conference Bowl (2000)
• Western State Conference Bowl (2001)
• Southern California Bowl (2002)
• Western State Conference Bowl (2003)
• Western State Conference Bowl (2004)
• Western State Conference Bowl (2005)
• Western State Conference Bowl (2007)
• Western State Conference Bowl (2008)
• Golden Empire Bowl (2010)
• Southern California Bowl (2012)
• Fight Hunger Bowl (2013)
• Miami Beach Bowl (2014)
• Las Vegas Bowl (2015)
• Military Bowl (2017)
• Belk Bowl (2018)
• Orange Bowl (2019)

FORMER PROMINENT PLAYERS COACHED

- Tejan Koroma (BYU)
• De'Ondre Wesley (BYU)
• Karim Barton (College of the Canyons)
• Caylin Hauptmann (College of the Canyons)
• Mychal Rivera (College of the Canyons)
• Jason Pierre-Paul (College of the Canyons)
• Marcus Applefield (Virginia)
• Eric Smith (Virginia)
• Olu Oluwatimi (Virginia)

## JAY GUILLERMO

GRADUATE ASSISTANT

A former national champion as a team captain at Clemson, Jay Guillermo enters his first season as a graduate assistant on Tony Elliott's staff.

Prior to arriving in Charlottesville, Guillermo served as the tight ends coach at Western Carolina under Mark Speir for two seasons. Guillermo captained the Tiger football team his final two years as a collegian and he was a part of the 2016 national championship squad.

Guillermo was an offensive graduate assistant at Georgia State in 2019, working under former Catamount offensive coordinator Brad Glenn last season.

As a part of the Panthers' coaching staff, Guillermo helped Georgia State to a program-record seven victories in 2019, garnering the program's first-ever bowl appearance at the Nova Home Loans Arizona Bowl in Tucson against Wyoming. Working primarily with the offensive line, he assisted with Georgia State's best offense in school history, averaging over 245 rushing yards per game.

During his year on staff, Guillermo mentored three All-Sun Belt Conference selections including first-team honoree Hunter Atkinson, third-team all-conference selection Quion Gilmore, and honorable mention, Malik Sumter.

As a player at Clemson from 2013-16, Guillermo was a four-time ACC Offensive Lineman of the Week and twice received All-ACC accolades at center along the Tigers' offensive line. He twice played in the College Football Playoff national title games. In 2016, Guillermo graced the watch list for the 2016 Dave Rimington Award which is presented each year to the top center in college football.

Following his graduation from Clemson, Guillermo worked out for both the Buffalo Bills and Tennessee Titans in the NFL rookie minicamps before signing with the Toronto Argonauts of the Canadian Football League in late-May of 2017. He retired from playing in the summer of 2017.

Having graduated from Maryville High in Maryville, Tenn., where he was a two-time Tennessee state champion, Guillermo played for the Rebels for two seasons after transferring from Burns High in Lawndale, N.C. At Maryville, He earned the 2011 Tennessee Lineman "Mr. Football" award before taking his talents to Death Valley and Clemson. He returned to Burns High to begin his coaching career in 2017, serving as the varsity offensive line coach parlaying that into the graduate assistantship at Georgia State.

Guillermo is married to the former Ava Bell, who is from Radford, Va., and was a member of the Clemson Track & Field team



## CHARLES MACK

GRADUATE ASSISTANT

Charles Mack joined Virginia's staff as a graduate assistant in January 2020. He works primarily with the inside receivers. Mack moved to the coaching staff after spending the 2019 season as a regional scout.

Mack came to Virginia after spending 2018 at Georgia as an event management assistant. Before Georgia Mack was an assistant director of facilities and event management/gameday operations at Richmond, his alma mater.

Mack was a four-year letterwinner at Richmond as a defensive back. He played in 50 career games and posted a career-high 70 tackles in 2016 as a senior.

Mack is a 2017 graduate from Richmond with a degree in leadership studies and sociology. He is currently pursuing a master's degree from UVA in social and philosophical foundations of education




## JOE SPAZIANI

GRADUATE ASSISTANT

Joe Spaziani joined the Virginia staff as a graduate assistant in January 2020. He works primarily with the offensive line.

Spaziani returned to his alma mater after spending the 2019 season as a long snapper in the CFL with the Toronto Argonauts. The Hingham, Mass., native appeared in 30 career games for the Cavaliers as a long snapper. He made three career tackles on punt coverages and forced one fumble. He appeared in the the Military Bowl and the Belk Bowl for the Cavaliers.

Spaziani graduated from UVA in 2018 with a degree in foreign affairs, followed by a master's degree in higher education from the Curry School in 2019. He resides in Charlottesville.







## COY DEWEESE

GRADUATE ASSISTANT

Coy DeWeese enters his first season as a graduate assistant at Virginia.

He spent the previous three seasons as an assistant at his alma mater, Carson-Newman University. He worked as a defensive ends coach his first two years before transitioning to the whole defensive line following Dan Redding's retirement. DeWeese played four years at Carson-Newman University, three of those years was under the leadership of the legendary Ken Sparks and one year under Mike Turner.

In his first year at C-N as a coach in 2019, DeWeese mentored Trayzel Jureidini-Wyche, Wycleff Phanor and Nick Owens. Jureidini-Wyche earned National Player of the Week honor following a 5.5-sack performance in the Eagles' regular season finale against Tusculum.

Prior to joining the staff at Carson-Newman, DeWeese coached defensive line at Limestone College in Gaffney, South Carolina.

He received his diploma from Carson-Newman University with a Bachelors of Science in Exercise Science in 2018. After graduating, DeWeese worked youth camps while also being the Director of Strength and Conditioning at Spectrum Sports Academy in Roanoke, Virginia.



## JOEY ORCK

OFFENSIVE ANALYST

Joey Orck joined the Virginia football program in January of 2022 as an offensive analyst. He spent the previous nine seasons as an assistant coach at Presbyterian, his alma mater. Most recently, he was the Blue Hose offensive coordinator and offensive line coach.



In the spring of 2021, Orck directed an offense that ranked 20th in the FCS ranks with 257.4 passing yards per game and was 22nd in FCS with 88 percent red zone efficiency. In 2018, Orck's first as the PC offensive coordinator saw the Blue Hose allow just five sacks, the second fewest in the Big South and the fewest allowed by PC in the Division I era.

Orck's offensive line in 2017 surrendered only 12 sacks, second-fewest in the Big South and the second-fewest allowed by PC in its D1 history.

In 2014, Orck helped PC to a 6-5 record, the program's first winning season since 2007 and its first-ever in the Big South. The Blue Hose earned ranked wins over No. 12 Furman and No. 22 Charleston Southern and the team's two road wins stand as the most since three in 2007. Under Orck, the offensive line only allowed seven sacks in all Big South games, third-fewest in the conference. The line also allowed PC to rush for 1,915 yards, third-most in the Big South.

Against FCS competition, PC finished with a 5-2 record and its only two losses came to FCS playoff teams Coastal Carolina and Liberty.

Before returning to Presbyterian, Orck worked for five years at Vanderbilt, serving as a graduate assistant coach during his final three seasons after working as an offensive quality control assistant from 2008 to 2010..

At Vanderbilt he assisted the offensive line coach in all practices, including instruction, position drills and meetings. Aside from his game-day responsibilities of identifying fronts, coverage and blitzes, he assisted heavily in the recruiting process in the Southeast and Midwest. As a quality control coach, Orck assisted with the special teams and was responsible for all offensive film breakdown and scouting.

Orck came to Vanderbilt after earning four letters as an offensive center at Presbyterian College. He also was a senior captain and helped the team win the South Atlantic Conference title and reach the NCAA D-II quarterfinals in 2005. In the spring of 2008, Orck worked as a student assistant at PC, assisting in all facets of spring practice.

Orck, who was he was an eight-time dean's list recipient, graduated cum laude from Presbyterian College in 2008 with a bachelor's in political science. He is currently pursuing a master's degree in Organizational Leadership from the Peabody College at Vanderbilt.

Orck is married to the former Susan King. They have two children - Mary Reaves and Haynes.

## ADAM SMOTHERMAN

HEAD STRENGTH AND CONDITIONING COACH

Adam Smotherman joined the Virginia staff in December of 2021 as the head strength and conditioning coach.

Smotherman came to UVA after spending nine seasons on the Clemson football strength and conditioning staff. His tenure at Clemson included nine seasons (2013-21) as a full-time coach and one year (2011-12) as a graduate assistant. Smotherman previously worked as the assistant director of strength and conditioning at Furman from 2012-13. He interned in the weight room at his alma mater, Vanderbilt, in 2011.

A native of Smyrna, Tenn., Smotherman is Strength and Conditioning Coach Certified (SCCC) by the CSCCA, a Certified Strength and Conditioning Specialist (CSCS) by the NSCA, a Level 1 Sports Performance Coach (SPC) certified through USA Weightlifting, and a Specialist in Sports Nutrition (SSN) certified by the International Sports Sciences Association (ISSA).

Smotherman was a four-year letterman and multi-year starter at defensive tackle at Vanderbilt. He earned the team's Ironman Lineman Award three times, the Lifter of the Year Award two times, the Dedication Award, and was elected team co-captain his senior year. A graduate of Smyrna (Tenn.) High School, he won the Tennessee 5A Mr. Football Lineman of the Year Award as a senior. In 1019 he was inducted into Smyrna High School's hall of fame.

Smotherman earned a bachelor's degree in secondary education and history from Vanderbilt and a master's degree in youth development leadership from Clemson. He is married to the former Lindsey Whitworth of Columbia, S.C. The couple has a son, Jack, and a daughter, Caroline.





## DREW MEYER

FOOTBALL ANALYST FOR SPECIAL TEAMS

Drew Meyer is in his sixth season on Virginia's staff and third as a football analyst for special teams. Meyer spent the 2017, 2018 and 2019 seasons as a graduate assistant at Virginia, working with the defense and special teams.

Meyer is a former All-Big Ten punter from Wisconsin, earning four letters for the Badgers. Punting for Wisconsin from 2012-15, Meyer left Madison with more punts (256) than anyone in program history. He left Wisconsin third on the team's career punting yardage list (10,125 yards) and eighth all-time in punt average (39.8 yards per punt). Meyer is also tied for the program record for games played with 54.

Meyer, a native of Hartland, Wis., is a 2016 graduate of Wisconsin with a degree in agricultural business management. He played high school football at Arrowhead High School. In 2016 Meyer started his coaching career at his alma mater, Arrowhead High School, working with special teams.



## ADAM MIMS

FOOTBALL ANALYST DEFENSE

Adam Mims joined the Virginia football program in January of 2022 as a senior offensive analyst. He comes to UVA after spending the previous three seasons as an assistant coach at UT-Chattanooga where he coached wide receivers. He mentored a pair of all-conference receivers in Reginald Henderson (2020-2021) and Bryce Nunnally (2019) with the Mocs.

Mims also coached wide receivers at Tennessee Tech in 2018 and was the receivers coach and passing game coordinator at Presbyterian from 2016-2017. Wideout DaShawn Davis was honored with all-conference honors both of his seasons with the Blue Hose.

During the 2015 campaign, Mims worked as an offensive analyst at Samford. That season, the Bulldogs finished third in the nation in passing and seventh in total offense while boasting the top team completion percentage.

A native of Birmingham, Ala., Mims graduated from Furman in 2011 with a degree in health and exercise science. He was a three-time All-SoCon selection as a return specialist and wide receiver for a Paladins. He ended his collegiate career as Furman's career record holder in receptions (198) and receiving yards (2,433) along with holding the school's single-season mark for receptions (74). He scored 13 touchdowns, averaging 13.3 yards per catch while starting 25 of 48 career contests. Mims signed free agent contracts with the Pittsburgh Steelers (2011) and Montreal Alouettes (2012) during his professional career.



## MARK SHERIDAN

SENIOR DEFENSIVE ANALYST


Sheridan is in his first season as a senior defensive analyst at Virginia.

He comes to UVA after serving as the defensive coordinator at his alma mater Albion College from 2018-21. In his last three years at Albion, the Britons went 20-4 and won a pair of MIAA Championships (2020 & 2021).

Sheridan worked as a graduate assistant at Arkansas and Purdue prior to returning to Albion.

He was a four-year letterwinner at safety at Albion from 2010-13 and elected team captain by his teammates as a senior in 2013. Sheridan also helped Albion to MIAA conference championships in both 2011 and 2013. He stayed in Albion after graduation and coached the cornerbacks for the 2014 season.

A native of Ann Arbor, Michigan, Sheridan earned his bachelor's degree in exercise science from Albion in 2013.



## C.J. STALKER

FOOTBALL ANALYST DEFENSE

C.J. Stalker is in his fourth season at Virginia and third as a football analyst. He spent his first season on staff in 2019 as a defensive graduate assistant.

Stalker is a three-year letterwinner at Virginia who appeared in 20 career games for the Cavaliers. He made a career-high three tackles in the 2017 Military Bowl.

Stalker collected 13 career tackles with a season-best eight in 2017. He spent all of the 2018 season on headset assisting by calling defensive plays in.

Stalker, a native of West Chester, Ohio, is a 2018 graduate of Virginia with a degree in foreign affairs. Stalker also earned a masters degree in higher education in 2019. He played high school football for Lakota West High School.





# 2021 SCHEDULE & RESULTS

<b>RECORD:</b>	<b>OVERALL</b>	<b>HOME</b>	<b>AWAY</b>	<b>NEUTRAL</b>
<b>ALL GAMES</b>	6-6-0	4-3-0	2-3-0	0-0-0
<b>CONFERENCE</b>	4-4-0	2-2-0	2-2-0	0-0-0
<b>NON-CONFERENCE</b>	2-2-0	2-1-0	0-1-0	0-0-0

Date	Opponent	Score	Result	Overall	Conference	Time	Attend
Sep. 4, 2021	William & Mary	43-0	W	1-0	0-0	3:15	42,982
Sep. 11, 2021	Illinois	42-14	W	2-0	0-0	3:35	36,036
Sep. 18, 2021	at North Carolina*	39-59	L	2-1	0-1	3:35	50,500
Sep. 24, 2021	Wake Forest*	17-37	L	2-2	0-2	3:40	38,699
Sep. 30, 2021	at Miami*	30-28	W	3-2	1-2	3:43	37,269
Oct. 9, 2021	at Louisville*	34-33	W	4-2	2-2	4:09	40,320
Oct. 16, 2021	Duke*	48-0	W	5-2	3-2	3:19	38,489
Oct. 23, 2021	Georgia Tech*	48-40	W	6-2	4-2	3:40	45,837
Oct. 30, 2021	at BYU	49-66	L	6-3	4-2	3:34	57,685
Nov. 13, 2021	Notre Dame	3-28	L	6-4	4-2	3:00	48,584
Nov. 20, 2021	at Pitt*	38-48	L	6-5	4-3	3:43	45,183
Nov. 27, 2021	Virginia Tech*	24-29	L	6-6	4-4	3:18	46,445

\* - ACC contest

## INDIVIDUAL STATISTICS

### RUSHING

	GP	ATT	GAIN	LOSS	NET	AVG	TD	LONG	AVG/G
Brennan Armstrong	11	98	486	235	251	2.6	9	45	22.8
Wayne Taulapapa	10	62	328	4	324	5.2	2	27	32.4
Mike Hollins	9	49	218	5	213	4.3	2	25	23.7
Keytaon Thompson	12	39	255	8	247	6.3	4	40	20.6
Devin Darrington	12	32	245	8	237	7.4	2	49	19.8
Jay Woolfolk	5	24	113	41	72	3.0	0	14	14.4
Iraken Armstead	9	12	67	18	49	4.1	0	20	5.4
Jacob Rodriguez	12	10	56	0	56	5.6	0	24	4.7
Ronnie Walker Jr.	11	5	32	0	32	6.4	2	11	2.9
Billy Kemp	12	2	9	0	9	4.5	0	9	0.8
Jelani Woods	11	1	1	0	1	1.0	0	1	0.1
Team	12	5	0	13	-13	-2.6	0	0	-1.1
<b>Total</b>	<b>12</b>	<b>339</b>	<b>1810</b>	<b>332</b>	<b>1478</b>	<b>4.4</b>	<b>21</b>	<b>49</b>	<b>123.2</b>
<b>Opponents</b>	<b>12</b>	<b>468</b>	<b>2895</b>	<b>185</b>	<b>2710</b>	<b>5.8</b>	<b>21</b>	<b>71</b>	<b>225.8</b>

### RECEIVING

	G	NO.	YDS	AVG	TD	LONG	YPG
Keytaon Thompson	12	78	990	12.7	1	34	82.5
Billy Kemp	12	74	725	9.8	6	32	60.4
Dontayvion Wicks	12	57	1203	21.1	9	77	100.3
Jelani Woods	11	44	598	13.6	8	40	54.4
Ra'Shaun Henry	12	34	603	17.7	3	39	50.3
Mike Hollins	9	16	83	5.2	0	19	9.2
Wayne Taulapapa	10	11	62	5.6	1	17	6.2
Malachi Fields	11	11	172	15.6	0	51	15.6
Jacob Rodriguez	12	8	65	8.1	0	17	5.4
Grant Misch	12	4	20	5.0	1	8	1.7
Demick Starling	11	4	93	23.3	1	65	8.5
Devin Darrington	12	4	53	13.3	0	34	4.4
Ronnie Walker Jr.	11	2	20	10.0	0	11	1.8
Iraken Armstead	9	2	6	3.0	0	6	0.7
Brennan Armstrong	11	1	18	18.0	1	18	1.6
<b>Total</b>	<b>12</b>	<b>350</b>	<b>4711</b>	<b>13.5</b>	<b>31</b>	<b>77</b>	<b>392.6</b>
<b>Opponents</b>	<b>12</b>	<b>225</b>	<b>2882</b>	<b>12.8</b>	<b>26</b>	<b>92</b>	<b>240.2</b>

### PASSING

	G	EFFIC	CMP-ATT-INT	PCT	YDS	TD	LNG	AVG/G
Brennan Armstrong	11	156.4	326-500-10	65.2	4449	31	77	404.5
Jay Woolfolk	5	94.1	22-41-2	53.7	245	0	28	49.0
Keytaon Thompson	12	22.9	1-4-0	25.0	-1	0	0	-0.1
Dontayvion Wicks	12	83.7	1-3-0	33.3	18	0	18	1.5
Iraken Armstead	9	0.0	0-2-0	0.0	0	0	0	0.0
Team	12	0.0	0-3-0	0.0	0	0	0	0.0
<b>Total</b>	<b>12</b>	<b>149.0</b>	<b>350-553-12</b>	<b>63.3</b>	<b>4711</b>	<b>31</b>	<b>77</b>	<b>392.6</b>
<b>Opponents</b>	<b>12</b>	<b>142.8</b>	<b>225-376-8</b>	<b>59.8</b>	<b>2882</b>	<b>26</b>	<b>92</b>	<b>240.2</b>

### TOTAL OFFENSE

	G	PLAYS	RUSH	PASS	TOTAL	AVG/G
Brennan Armstrong	11	598	251	4449	4700	427.3
Wayne Taulapapa	10	62	324	0	324	32.4
Jay Woolfolk	5	65	72	245	317	63.4
Keytaon Thompson	12	43	247	-1	246	20.5
Devin Darrington	12	32	237	0	237	19.8
Mike Hollins	9	49	213	0	213	23.7
Jacob Rodriguez	12	10	56	0	56	4.7
Iraken Armstead	9	14	49	0	49	5.4
Ronnie Walker Jr.	11	5	32	0	32	2.9
Dontayvion Wicks	12	3	0	18	18	1.5
Billy Kemp	12	2	9	0	9	0.8
Jelani Woods	11	1	1	0	1	0.1
Team	12	0	-13	0	-13	-1.1
<b>Total</b>	<b>12</b>	<b>892</b>	<b>1478</b>	<b>4711</b>	<b>6189</b>	<b>515.8</b>
<b>Opponents</b>	<b>12</b>	<b>844</b>	<b>2710</b>	<b>2882</b>	<b>5592</b>	<b>466.0</b>

### PUNTING

	NO.	YDS	AVG	LONG	TB	FC	I20	50+
Jacob Finn	41	1812	44.2	59	3	12	13	14
<b>Total</b>	<b>41</b>	<b>1812</b>	<b>44.2</b>	<b>59</b>	<b>3</b>	<b>12</b>	<b>13</b>	<b>14</b>
<b>Opponents</b>	<b>48</b>	<b>2033</b>	<b>42.4</b>	<b>62</b>	<b>0</b>	<b>21</b>	<b>13</b>	<b>8</b>

## ALL PURPOSE

	G	RUSH	REC	PR	KOR	INT.	TOT	AVG/G
Keytaon Thompson	12	247	990	0	0	0	1237	103.1
Dontayvion Wicks	12	0	1203	0	0	0	1203	100.3
Billy Kemp	12	9	725	93	82	0	909	75.8
Ra'Shaun Henry	12	0	603	0	0	0	603	50.3
Jelani Woods	11	1	598	0	0	0	599	54.5
Wayne Taulapapa	10	324	62	0	0	0	386	38.6
Mike Hollins	9	213	83	0	85	0	381	42.3
Devin Darrington	12	237	53	0	0	0	290	24.2
Brennan Armstrong	11	251	18	0	0	0	269	24.5
Malachi Fields	11	0	172	0	0	0	172	15.6
Jacob Rodriguez	12	56	65	0	0	0	121	10.1
Demick Starling	11	0	93	0	0	0	93	8.5
Jay Woolfolk	5	72	0	0	0	0	72	14.4
Fentrell Cypress II	6	0	0	0	0	66	66	11.0
Joey Blount	11	0	0	0	0	60	60	5.5
Iraken Armstead	9	49	6	0	0	0	55	6.1
Ronnie Walker Jr.	11	32	20	0	0	0	52	4.7
Antonio Clary	12	0	0	1	31	0	32	2.7
Grant Misch	12	0	20	0	0	0	20	1.7
Perris Jones	10	0	0	0	8	0	8	0.8
Team	12	-13	0	0	0	0	-13	-1.1
<b>Total</b>	<b>12</b>	<b>1478</b>	<b>4711</b>	<b>94</b>	<b>206</b>	<b>126</b>	<b>6615</b>	<b>551.3</b>
<b>Opponents</b>	<b>12</b>	<b>2710</b>	<b>2882</b>	<b>157</b>	<b>263</b>	<b>96</b>	<b>6108</b>	<b>509.0</b>

## SCORING

	TD	FGS	PATS				DXP	SAF	POINTS
			KICK	RUSH	RCV	PASS			
Brendan Farrell	-	11-13	34-34	-	-	-	-	67	
Brennan Armstrong	10	-	-	-	-	1	-	60	
Dontayvion Wicks	9	-	-	-	-	-	-	54	
Jelani Woods	8	-	-	-	1	-	-	50	
Billy Kemp	6	-	-	-	-	-	-	36	
Keytaon Thompson	5	-	-	-	-	-	-	30	
Justin Duenkel	-	4-6	16-16	-	-	-	-	28	
Wayne Taulapapa	3	-	-	1	-	-	-	20	
Ra'Shaun Henry	3	-	-	-	-	-	-	18	
Ronnie Walker Jr.	2	-	-	-	-	-	-	12	
Mike Hollins	2	-	-	-	-	-	-	12	
Devin Darrington	2	-	-	-	-	-	-	12	
Grant Misch	1	-	-	-	-	-	-	6	
Demick Starling	1	-	-	-	-	-	-	6	
<b>Total</b>	<b>52</b>	<b>15-19</b>	<b>50-50</b>	<b>1</b>	<b>1</b>	<b>1</b>	<b>0</b>	<b>415</b>	
<b>Opponents</b>	<b>48</b>	<b>15-23</b>	<b>45-46</b>	<b>0</b>	<b>1</b>	<b>1</b>	<b>0</b>	<b>382</b>	

## FIELD GOALS

	FGM-FGA	Pct	01-19	20-29	30-39	40-49	50-99	Lg	Blk
Brendan Farrell	11-13	84.6	0-0	4-4	6-6	1-2	0-1	43	0
Justin Duenkel	4-6	66.7	0-0	2-2	2-3	0-1	0-0	39	0
<b>Total</b>	<b>15-19</b>	<b>78.9</b>	<b>0-0</b>	<b>6-6</b>	<b>8-9</b>	<b>1-3</b>	<b>0-1</b>	<b>43</b>	<b>0</b>
<b>Opponents</b>	<b>15-23</b>	<b>65.2</b>	<b>0-0</b>	<b>5-6</b>	<b>8-11</b>	<b>2-5</b>	<b>0-1</b>	<b>46</b>	<b>1</b>

### FG SEQUENCE

	Virginia	OPPONENTS
William & Mary	(39), (25)	(42), 36
Illinois	46, 31	-
at North Carolina	(34)	54, (36)
Wake Forest	(21)	(46), (23), (35)
at Miami	(43), (30)	33
at Louisville	(25), (22), 55	(28), 45, (28), (38), (40), 49
Duke	(31), (34)	25
Georgia Tech	(24), (26)	(26), (34)
at BYU		(32), 33
Notre Dame	44, (34)	-
at Pitt	(30)	(36), (23)
Virginia Tech	(34)	(32), (38)

Numbers in (parentheses) indicate field goal was made.

## INTERCEPTIONS

	NO.	YDS	AVG	TD	LONG
Joey Blount	3	60	20.0	0	33
Anthony Johnson	3	0	0.0	0	0
De'Vante Cross	1	0	0.0	0	0
Fentrell Cypress II	1	66	66.0	0	66
<b>Total</b>	<b>8</b>	<b>126</b>	<b>15.8</b>	<b>0</b>	<b>66</b>
<b>Opponents</b>	<b>12</b>	<b>96</b>	<b>8.0</b>	<b>0</b>	<b>32</b>

## KO RETURNS

	NO.	YDS	AVG	TD	LONG
Mike Hollins	6	85	14.2	0	28
Billy Kemp	4	82	20.5	0	26
Antonio Clary	2	31	15.5	0	20
Perris Jones	1	8	8.0	0	8
<b>Total</b>	<b>13</b>	<b>206</b>	<b>15.8</b>	<b>0</b>	<b>28</b>
<b>Opponents</b>	<b>11</b>	<b>263</b>	<b>23.9</b>	<b>1</b>	<b>98</b>

## PUNT RETURNS

	NO.	YDS	AVG	TD	LONG
Billy Kemp	16	93	6.2	0	55
Antonio Clary	1	1	1.0	0	1
<b>Total</b>	<b>17</b>	<b>94</b>	<b>5.5</b>	<b>0</b>	<b>55</b>
<b>Opponents</b>	<b>16</b>	<b>157</b>	<b>9.8</b>	<b>0</b>	<b>39</b>

## FUMBLE RETURNS

	NO.	YDS	AVG	TD	LONG
<b>Total</b>	<b>0</b>	<b>0</b>	<b>0</b>	<b>0</b>	<b>0</b>
<b>Opponents</b>	<b>0</b>	<b>0</b>	<b>0.0</b>	<b>0</b>	<b>0</b>





## 2021 TEAM STATISTICS

	UVA	OPP		UVA	OPP			
<b>SCORING</b>	415	382	<b>PENALTIES-YARDS</b>	77-681	78-711			
Points per game	34.6	31.8	Average per game	56.8	59.3			
Points Off Turnovers	34	58	<b>PUNTS-YARDS</b>	41-1812	48-2033			
<b>First Downs</b>	318	280	Average per punt	44.2	42.4			
Rushing	83	119	Net punt average	38.9	40.4			
Passing	213	132	<b>KICKOFFS-YARDS</b>	81-5032	76-4720			
Penalty	22	29	Average per kick	62.1	62.1			
<b>RUSHING YARDAGE</b>	1478	2710	Net kick average	38.4	40.4			
Yards gained rushing	1810	2895	<b>TIME OF POSSESSION / GAME</b>	30:38	29:15			
Yards lost rushing	332	185	<b>3RD-DOWN CONVERSION</b>	73/159	66/161			
Rushing attempts	339	468	3rd-down pct	46%	41%			
Average per rush	4.4	5.8	<b>4RD-DOWN CONVERSION</b>	8/19	12/20			
Average per game	123.2	225.8	4rd-down pct	42%	60%			
TDs Rushing	21	21	<b>SACKS BY-YARDS</b>	19-115	40-232			
<b>PASSING YARDAGE</b>	4711	2882	<b>MISC YARDS</b>	0	0			
Comp-Att-Int	350-553-12	225-376-8	<b>TOUCHDOWNS SCORED</b>	52	48			
Average per pass	8.5	7.7	<b>FIELD GOALS - ATTEMPTS</b>	15-19	15-23			
Average per catch	13.5	12.8	<b>ON-SIDE KICKS</b>	0-0	2-2			
Average per game	392.6	240.2	<b>RED-ZONE SCORES</b>	(51-60) 85%	(39-51) 76%			
TDs Passing	31	26	<b>RED-ZONE TOUCHDOWNS</b>	(38-60) 63%	(26-51) 51%			
<b>TOTAL OFFENSE</b>	6189	5592	<b>PAT-ATTEMPTS</b>	(50-50) 100%	(45-46) 98%			
Total plays	892	844	<b>2-POINT CONVERSION-ATTEMPTS</b>	(2-2) 100%	(1-2) 50%			
Average per play	6.9	6.6	<b>ATTENDANCE</b>	297072	230957			
Average per game	515.8	466.0	<b>GAMES / AVG PER GAME</b>	7/42439	5/46191			
<b>KICK RETURNS: #-YARDS</b>	13-206	11-263	<b>NEUTRAL SITE GAMES</b>	-	-			
<b>PUNT RETURNS: #-YARDS</b>	17-94	16-157						
<b>INT RETURNS: #-YARDS</b>	8-126	12-96						
<b>KICK RETURN AVERAGE</b>	15.8	23.9	<b>SCORE BY QUARTERS</b>	<b>1st</b>	<b>2nd</b>	<b>3rd</b>	<b>4th</b>	<b>Total</b>
<b>PUNT RETURN AVERAGE</b>	5.5	9.8	Virginia	88	152	98	77	415
<b>INT RETURN AVERAGE</b>	15.8	8.0	Opponents	89	95	115	83	382
<b>FUMBLES-LOST</b>	17-6	14-6						

## 2021 GAME-BY-GAME STARTERS

### OFFENSE

Game	WR	LT	LG	C	RG	RT	WR	QB	TB	TE	WR/TE
William & Mary	Kemp	Nelson	Bissinger	Oluwatimi	Glaser	Swoboda	Wicks	Armstrong	Thompson	Woods	Misch
Illinois	Kemp	Nelson	Bissinger	Oluwatimi	Glaser	Swoboda	Henry	Armstrong	Taulapapa	Woods	Thompson
at North Carolina	Kemp	Nelson	Bissinger	Oluwatimi	Glaser	Swoboda	Wicks	Armstrong	Taulapapa	Woods	Thompson
Wake Forest	Kemp	Nelson	Bissinger	Oluwatimi	Glaser	Swoboda	Wicks	Armstrong	Hollins	Woods	Thompson
at Miami	Kemp	Leech	Nelson	Oluwatimi	Glaser	Swoboda	Wicks	Armstrong	Taulapapa	Misch	Thompson
at Louisville	Kemp	Haskins	Nelson	Oluwatimi	Glaser	Swoboda	Wicks	Armstrong	Taulapapa	Misch	Thompson
Duke	Fields	Haskins	Nelson	Oluwatimi	Glaser	Swoboda	Wicks	Armstrong	Kemp IV	Woods	Misch
Georgia Tech	Kemp	Haskins	Nelson	Oluwatimi	Glaser	Leech	Wicks	Armstrong	Taulapapa	Woods	Misch
at BYU	Henry	Haskins	Nelson	Oluwatimi	Glaser	Swoboda	Wicks	Armstrong	Thompson (WR)	Woods	Misch
Notre Dame	Kemp	Haskins	Nelson	Oluwatimi	Glaser	Swoboda	Wicks	Woolfolk	Thompson	Woods	Misch
at Pitt	Henry	Haskins	Nelson	Oluwatimi	Glaser	Swoboda	Wicks	Armstrong	Taulapapa	Woods	Thompson
Virginia Tech	Kemp	Haskins	Nelson	Oluwatimi	Glaser	Swoboda	Wicks	Armstrong	Taulapapa	Woods	Thompson

### DEFENSE

Game	DE	NT	DE	WLB	MLB	X	CB	FS	SABRE	N	CB
William & Mary	Atariwa	Carter	Alonso	Brown	Jackson	N. Taylor	Cypress	Grant	Blount	Cross	A. Johnson
Illinois	Mulani	Carter	Alonso	Stewart	Jackson	N. Taylor	Cypress	Grant	Blount	Cross	A. Johnson
at North Carolina	Smiley	Carter	Alonso	Stewart	Jackson	N. Taylor	Cypress	Clary	Blount	Cross	A. Johnson
Wake Forest	Faumui	Carter	Alonso	Stewart	Jackson	N. Taylor	Cypress	Grant	Blount	Cross	A. Johnson
at Miami	Smiley	Carter	Alonso	Brown	Jackson	N. Taylor	Bratton	Grant	Blount	King	A. Johnson
at Louisville	Faumui	Carter	Alonso	Brown	Jackson	N. Taylor	Cypress	Grant	Clary	Cross	Bratton
Duke	Faumui	Carter	Alonso	Ahern	Jackson	N. Taylor	King	Grant	Blount	Cross	A. Johnson
Georgia Tech	Faumui	Carter	Alonso	Ahern	Jackson	N. Taylor	Bratton	King	Blount	Cross	A. Johnson
at BYU	Faumui	Carter	Alonso	Ahern	Jackson	N. Taylor	Bratton	King	Blount	Cross	A. Johnson
Notre Dame	Faumui	E. Brown (LB)	Alonso	Stewart	Jackson	N. Taylor	Bratton	King	Blount	Clary	A. Johnson
at Pitt	Smiley	E. Brown (LB)	Alonso	Stewart	Jackson	N. Taylor	Bratton	King	Blount	Grant	A. Johnson
Virginia Tech	Ogunloye	Carter	Alonso	Weeks	Jackson	N. Tylor	Baratton	King	Blount	Grant	A. Johnson

## DEFENSIVE STATISTICS

	POS.	G/GS	SOLO	AST.	TOTAL	AVG.	TFL	QBS/YD.	INT	PBU	QBH	FR	FC	BLK	SAF
Nick Jackson	ILB	12/12	54	63	117	9.8	6-31	2.5-18	.	2	6	.	.	.	.
Joey Blount	FS	11/10	54	33	87	7.9	5-15	1-10	3-60	3	3	.	.	.	.
Noah Taylor	OLB	12/12	28	41	69	5.8	8-30	3.5-22	.	4	8	1-0	.	1	.
Nick Grant	S	11/8	34	16	50	4.5	3-6	.	.	9	.	.	2	1	.
Anthony Johnson	CB	12/11	26	18	44	3.7	2-5	.	3-0	6	.	.	.	.	.
Antonio Clary	S	12/3	20	22	42	3.5	0.5-1	.	.	.	.	1-0	.	.	.
Elliott Brown	LB	12/5	25	17	42	3.5	5-17	3-14	.	1	6	.	.	.	.
Coen King	S	12/7	28	13	41	3.4	0.5-1	.	.	3	.	1-0	1	.	.
Hunter Stewart	LB	11/5	14	23	37	3.4	3.5-9	2-7	.	.	4	.	.	.	.
Mandy Alonso	DE	12/12	13	19	32	2.7	6.5-25	3.5-19	.	.	3	.	.	.	.
West Weeks	ILB	11/1	15	16	31	2.8	1-14	1-14	.	5	2	1-0	.	.	.
Darrius Bratton	CB	12/6	26	4	30	2.5	.	.	.	6	.	.	.	.	.
Josh Ahern	ILB	11/3	10	15	25	2.3	2.5-5	.	.	.	2	.	1	.	.
De'Vante Cross	S	9/9	16	8	24	2.7	.	.	1-0	5	.	.	.	.	.
Aaron Faumui	DL	12/6	13	10	23	1.9	3.5-6	1-3	.	.	3	.	.	.	.
Jahmeer Carter	DL	12/10	9	14	23	1.9	2-6	.	.	1	1	.	.	.	.
Fentrell Cypress II	CB	6/6	11	5	16	2.7	0.5-3	0.5-3	1-66	.	.	.	.	.	.
Olasunkonmi Agunloye	DT	9/1	4	6	10	1.1	0.5-1	.	.	1	.	1-0	.	.	.
Ben Smiley III	DT	8/3	4	3	7	0.9	.	.	.	.	3	.	.	.	.
T.C. Harrison	LB	9/0	3	2	5	0.6	.	.	.	.	.	1-0	.	.	.
Jonas Sanker	DB	9/0	2	3	5	0.6	.	.	.	.	.	.	.	.	.
Jordan Redmond	DL	5/0	1	4	5	1.0	.	.	.	.	.	.	.	.	.
Mike Green	LB	6/0	2	2	4	0.7	1-5	1-5	.	.	.	.	.	.	.
Langston Long	DB	8/0	3	1	4	0.5	.	.	.	.	.	.	.	.	.
Elijah Gaines	DB	6/0	2	2	4	0.7	.	.	.	1	.	.	.	.	.
Michael Diatta	DE	3/0	2	1	3	1.0	.	.	.	.	1	.	.	.	.
Adeeb Atariwa	DL	3/1	2	1	3	1.0	1-1	.	.	.	1	.	.	.	.
Wayne Taulapapa	RB	10/7	2	1	3	0.3	.	.	.	.	.	.	.	.	.
Nusi Malani	DL	8/1	1	2	3	0.4	.	.	.	.	.	.	.	.	.
James Jackson	OLB	10/0	1	2	3	0.3	.	.	.	.	.	.	.	.	.
Chayce Chalmers	S	11/0	1	1	2	0.2	.	.	.	.	.	.	.	.	.
Jacob Finn	P	12/0	1	1	2	0.2	.	.	.	.	.	.	.	.	.
Donovan Johnson	S	5/0	2	.	2	0.4	.	.	.	.	.	.	.	.	.
Devin Darrington	RB	12/0	2	.	2	0.2	.	.	.	.	.	.	.	.	.
Jonathan Horton	LB	2/0	2	.	2	1.0	.	.	.	.	.	.	1	.	.
Tucker Finkelston	LS	12/0	.	2	2	0.2	.	.	.	.	.	.	.	.	.
Joseph White	DB	8/0	1	1	2	0.3	.	.	.	.	.	.	.	.	.
Ryan Nelson	OL	12/12	1	.	1	0.1	.	.	.	.	.	.	.	.	.
Perris Jones	RB	10/0	.	1	1	0.1	.	.	.	.	.	.	.	.	.
D'Sean Perry	LB	7/0	.	1	1	0.1	.	.	.	.	.	.	.	.	.
Grant Misch	TE	12/7	.	1	1	0.1	.	.	.	.	.	.	.	.	.
Ra'Shaun Henry	WR	12/3	1	.	1	0.1	.	.	.	.	.	.	.	.	.
Jacob Rodriguez	WR	12/0	1	.	1	0.1	.	.	.	.	.	.	.	.	.
Brennan Armstrong	QB	11/11	1	.	1	0.1	.	.	.	.	.	1-0	.	.	.
Justin Duenkel	K	6/0	1	.	1	0.2	.	.	.	.	.	.	.	.	.
Billy Kemp	WR	12/10	1	.	1	0.1	.	.	.	.	.	.	.	.	.
Josh Hayes	CB	3/0	1	.	1	0.3	.	.	.	.	1	.	.	.	.
Ronnie Walker Jr.	RB	11/0	.	1	1	0.1	.	.	.	.	.	.	.	.	.
Joe Bissinger	OL	12/4	1	.	1	0.1	.	.	.	.	.	.	.	.	.
Malachi Fields	WR	11/1	1	.	1	0.1	.	.	.	.	.	.	.	.	.
Keytaon Thompson	FBP	12/10	1	.	1	0.1	.	.	.	.	.	.	.	.	.
<b>Totals</b>		<b>12</b>	<b>444</b>	<b>376</b>	<b>820</b>		<b>52-181</b>	<b>19-115</b>	<b>8-126</b>	<b>47</b>	<b>44</b>	<b>7-0</b>	<b>5</b>	<b>2</b>	<b>2</b>
<b>Opponents</b>		<b>12</b>	<b>474</b>	<b>310</b>	<b>784</b>		<b>71-333</b>	<b>40-232</b>	<b>12-96</b>	<b>57</b>	<b>15</b>	<b>6-0</b>	<b>15</b>	<b>0</b>	<b>1</b>

## 2021 INDIVIDUAL SINGLE-GAME DEFENSIVE SUPERLATIVES

**Most Total Tackles:** 16, Nick Jackson at BYU

**Most Unassisted Tackles:** 9, Joey Blount vs. Illinois; Nick Jackson at BYU

**Most Assisted Tackles:** 10, Nick Jackson vs. Wake Forest

**Most Tackles for Loss (inc. sacks):** 4.0, Nick Jackson vs. Duke

**Most Sacks:** 2.0, Elliott Brown vs. Virginia Tech; Mandy Alonso at Miami; Noah Taylor vs. Illinois

**Most Fumbles Recovered:** 1, Noah Taylor vs. Notre Dame; Coen King at Louisville; Antonio Clary vs. Duke; Olasunkonmi Agunloye vs. Virginia Tech; West Weeks vs. Illinois; T.C. Harrison vs. Duke

**Most Fumbles Caused:** 1, Nick Grant vs. Illinois & Virginia Tech; Coen King at Louisville; Josh Ahern vs. Duke; Jonathan Horton vs. William & Mary

**Most Passes Broken Up:** 3, Nick Grant at Miami; Darrius Bratton at BYU

**Most Interceptions:** 1, eight times



# VIRGINIA GAME-BY-GAME

DATE	OPPONENT	-RUSHING-				-RECEIVING-				-PASSING-				-KICK RET-				-PUNT RET-			TOT			
		NO	YDS	TD	LG	NO	YDS	TD	LG	CMP	ATT	INT	YDS	TD	LG	NO	YDS	TD	Lg	NO	YDS	TD	LG	OFF
09/04/2021	WILLIAM & MARY	32	206	3	40	21	339	2	65	21	32	0	339	2	65	2	26	0	14	3	67	0	55	545
09/11/2021	ILLINOIS	33	133	1	18	28	423	5	39	28	40	1	423	5	39	0	0	0	4	13	0	5	556	
09/18/2021	at North Carolina	22	24	1	7	40	553	4	49	40	57	1	553	4	49	0	0	0	0	0	0	0	577	
09/24/2021	WAKE FOREST	27	99	0	31	33	407	2	32	33	59	1	407	2	32	4	71	0	28	1	1	0	506	
09/30/2021	at Miami (FL)	35	181	2	34	25	268	1	39	25	44	1	268	1	39	2	31	0	20	4	-5	0	449	
10/09/2021	at Louisville	25	35	1	12	40	487	3	51	40	61	2	487	3	51	2	8	0	8	2	19	0	522	
10/16/2021	DUKE	33	164	4	34	25	364	2	27	25	46	0	364	2	27	0	0	0	0	2	-1	0	528	
10/23/2021	GEORGIA TECH	30	240	2	45	29	396	4	77	29	43	0	396	4	77	1	26	0	26	0	0	0	636	
10/30/2021	at BYU	25	216	3	49	24	372	4	70	24	39	2	372	4	70	0	0	0	0	1	0	0	588	
11/13/2021	NOTRE DAME	30	82	0	12	18	196	0	28	18	34	2	196	0	28	2	44	0	23	0	0	0	278	
11/20/2021	at Pittsburgh	24	27	2	13	36	487	3	40	36	51	1	487	3	40	0	0	0	0	0	0	0	514	
11/27/2021	VIRGINIA TECH	23	71	2	13	31	419	1	34	31	47	1	419	1	34	0	0	0	0	0	0	0	490	
<b>VIRGINIA</b>		<b>339</b>	<b>1478</b>	<b>21</b>	<b>49</b>	<b>350</b>	<b>4711</b>	<b>31</b>	<b>77</b>	<b>350</b>	<b>553</b>	<b>12</b>	<b>4711</b>	<b>31</b>	<b>77</b>	<b>13</b>	<b>206</b>	<b>0</b>	<b>28</b>	<b>17</b>	<b>94</b>	<b>0</b>	<b>55</b>	<b>6189</b>
<b>Opponents</b>		<b>468</b>	<b>2710</b>	<b>21</b>	<b>71</b>	<b>225</b>	<b>2882</b>	<b>26</b>	<b>92</b>	<b>225</b>	<b>376</b>	<b>8</b>	<b>2882</b>	<b>26</b>	<b>92</b>	<b>11</b>	<b>263</b>	<b>1</b>	<b>98</b>	<b>16</b>	<b>157</b>	<b>0</b>	<b>39</b>	<b>5592</b>

Games: 12 · Avg/rush: 4.4 · Avg/catch: 13.5 · Pass effic: 149.0 · KR avg: 15.8 · PR avg: 5.5 · All purpose avg/game: 551.3 · Total offense avg/gm: 515.8

DATE	OPPONENT	-TACKLES-			-SACKS-		-FUMBLE-			BLKD			-KICKS-XPTS-				
		SOLO	AST	TOTAL	TFL-YDS	NO-YDS	FF	FR-YDS	INT-YDS	QBH	BRK	KICK	ATT	MAD	RUN	RCV	SAFPPTS
09/04/2021	WILLIAM & MARY	31	34	65	7.0-27	2-16	1	0-0	0-0	5	0	1	5-5	0	0	0	43
09/11/2021	ILLINOIS	35	26	61	6.0-19	3-15	1	1-0	1-0	4	7	0	6-6	0	0	0	42
09/18/2021	at North Carolina	40	26	66	2.0-4	1-3	0	1-0	1-66	1	1	0	4-4	0	1	0	39
09/24/2021	WAKE FOREST	33	46	79	4.0-8	0-0	0	0-0	0-0	2	5	0	2-2	0	0	0	17
09/30/2021	at Miami	40	18	58	6.0-23	4-20	0	0-0	0-0	1	5	0	2-2	1	0	1	30
10/09/2021	at Louisville	37	20	57	3.0-5	0-0	1	1-0	0-0	3	3	0	4-4	0	0	0	34
10/16/2021	DUKE	42	44	86	7.0-21	1-6	1	2-0	2-14	1	5	0	6-6	0	0	0	48
10/23/2021	GEORGIA TECH	37	34	71	3.0-13	1-7	0	0-0	1-13	5	5	1	6-6	0	0	0	48
10/30/2021	at BYU	46	30	76	2.0-4	0-0	0	0-0	0-0	1	7	0	7-7	0	0	0	49
11/13/2021	NOTRE DAME	27	40	67	3.0-6	0-0	0	1-0	1-0	1	2	0	0-0	0	0	0	3
11/20/2021	at Pittsburgh	41	30	71	4.0-27	3-26	0	0-0	2-33	18	5	0	5-5	0	0	0	38
11/27/2021	VIRGINIA TECH	35	28	63	5.0-24	4-22	1	1-0	0-0	2	2	0	3-3	0	0	0	24
<b>VIRGINIA</b>		<b>444</b>	<b>376</b>	<b>820</b>	<b>52.0-181</b>	<b>19-115</b>	<b>5</b>	<b>7-0</b>	<b>8-126</b>	<b>44</b>	<b>47</b>	<b>2</b>	<b>50-50</b>	<b>1</b>	<b>1</b>	<b>2</b>	<b>415</b>
<b>OPPONENTS</b>		<b>474</b>	<b>310</b>	<b>784</b>	<b>71.0-333</b>	<b>40-232</b>	<b>15</b>	<b>6-0</b>	<b>12-96</b>	<b>15</b>	<b>57</b>	<b>0</b>	<b>45-46</b>	<b>0</b>	<b>1</b>	<b>1</b>	<b>382</b>

DATE	OPPONENT	-PUNTING-							-FIELD GOALS-				-KICKOFFS-					
		NO	YDS	AVG	LONG	BLKD	TB	FC	50+	I20	ATT	MADE	LG	BLKD	NO	YDS	AVG	TB
09/04/2021	WILLIAM & MARY	2	90	45.0	52	0	0	1	1	1	2-2	39	0	8	506	63.3	5	1
09/11/2021	ILLINOIS	3	140	46.7	48	0	0	0	0	0	0-2	0	0	7	454	64.9	6	0
09/18/2021	at North Carolina	3	110	36.7	51	0	0	0	1	2	1-1	34	0	7	420	60.0	3	1
09/24/2021	WAKE FOREST	2	86	43.0	44	0	0	1	0	0	1-1	21	0	4	258	64.5	3	0
09/30/2021	at Miami	7	352	50.3	58	0	1	2	4	5	2-2	43	0	6	390	65.0	6	0
10/09/2021	at Louisville	4	155	38.8	51	0	0	2	1	2	2-3	25	0	7	452	64.6	6	0
10/16/2021	DUKE	3	155	51.7	57	0	1	0	2	0	2-2	34	0	9	547	60.8	6	0
10/23/2021	GEORGIA TECH	2	97	48.5	52	0	0	0	1	0	2-2	26	0	9	585	65.0	9	0
10/30/2021	at BYU	3	161	53.7	59	0	0	0	2	1	0-0	0	0	8	512	64.0	7	1
11/13/2021	NOTRE DAME	4	136	34.0	50	0	0	2	1	1	1-2	34	0	2	130	65.0	1	0
11/20/2021	at Pittsburgh	6	245	40.8	52	0	0	3	1	1	1-1	30	0	7	453	64.7	6	0
11/27/2021	VIRGINIA TECH	2	85	42.5	48	0	1	1	0	0	1-1	34	0	7	325	46.4	3	0
<b>VIRGINIA</b>		<b>41</b>	<b>1812</b>	<b>44.2</b>	<b>59</b>	<b>0</b>	<b>3</b>	<b>12</b>	<b>14</b>	<b>13</b>	<b>15-19</b>	<b>43</b>	<b>0</b>	<b>81</b>	<b>5032</b>	<b>62.1</b>	<b>61</b>	<b>3</b>
<b>OPPONENTS</b>		<b>48</b>	<b>2033</b>	<b>42.4</b>	<b>62</b>	<b>0</b>	<b>0</b>	<b>21</b>	<b>8</b>	<b>13</b>	<b>15-23</b>	<b>46</b>	<b>1</b>	<b>76</b>	<b>4720</b>	<b>62.1</b>	<b>40</b>	<b>1</b>



## 2022 UVA FOOTBALL OPPONENT GAME-BY-GAME

DATE	OPPONENT	-RUSHING-				-RECEIVING-				-PASSING-				-KICK RET-			-PUNT RET-				TOT OFF	
		NO	YDS	TD	LG	NO	YDS	TD	LG	CMP	ATT	INT	YDS	TD	LG	NO	YDS	TD	LG	NO		YDS
09/04/2021	WILLIAM & MARY	37	94	0	16	10	89	0	20	10-16-0	89	0	20	2	25	0	13	0	0	0	0	183
09/11/2021	ILLINOIS	27	116	1	21	24	221	1	33	24-45-1	221	1	33	0	0	0	0	2	22	0	14	337
09/18/2021	at North Carolina	47	392	3	60	14	307	5	75	14-21-1	307	5	75	0	0	0	0	1	38	0	38	699
09/24/2021	WAKE FOREST	45	203	1	63	17	270	3	44	17-29-0	270	3	44	1	15	0	15	1	8	0	8	473
09/30/2021	at Miami	40	169	3	57	15	203	1	45	15-29-0	203	1	45	0	0	0	0	2	21	0	22	372
10/09/2021	at Louisville	34	233	2	53	17	270	1	92	17-28-0	270	1	92	1	13	0	13	0	0	0	0	503
10/16/2021	DUKE	35	110	0	24	28	215	0	19	28-46-2	215	0	19	3	45	0	22	2	5	0	3	325
10/23/2021	GEORGIA TECH	34	270	2	71	27	300	3	37	27-44-1	300	3	37	0	0	0	0	2	6	0	4	570
10/30/2021	At BYU	46	385	6	49	22	349	3	52	22-37-0	349	3	52	0	0	0	0	3	19	0	10	734
11/13/2021	Notre Dame	38	249	1	37	18	174	3	22	18-23-1	174	3	22	1	14	0	14	1	0	0	0	423
11/20/2021	at Pittsburgh	38	169	1	23	26	340	4	62	26-42-2	340	4	62	1	98	1	98	2	38	0	39	509
11/27/2021	VIRGINIA TECH	47	320	1	71	7	144	2	61	7-16-0	144	2	61	2	53	0	29	0	0	0	0	464
<b>Opponents</b>		<b>468</b>	<b>2710</b>	<b>21</b>	<b>71</b>	<b>225</b>	<b>2882</b>	<b>26</b>	<b>92</b>	<b>225-376-8</b>	<b>2882</b>	<b>26</b>	<b>92</b>	<b>11</b>	<b>263</b>	<b>1</b>	<b>98</b>	<b>16</b>	<b>157</b>	<b>0</b>	<b>39</b>	<b>5592</b>
<b>VIRGINIA</b>		<b>339</b>	<b>1478</b>	<b>21</b>	<b>49</b>	<b>350</b>	<b>4711</b>	<b>31</b>	<b>77</b>	<b>350-553-12</b>	<b>4711</b>	<b>31</b>	<b>77</b>	<b>13</b>	<b>206</b>	<b>0</b>	<b>28</b>	<b>17</b>	<b>94</b>	<b>0</b>	<b>55</b>	<b>6189</b>

Games: 12 Avg/rush: 5.8 Avg/catch: 12.8 Pass effc: 142.8 KR avg: 23.9 PR avg: 9.8 All purpose avg/game: 509.0 Total offense avg/gm: 466.0

DATE	OPPONENT	-TACKLES-			TFL-YDS	NO-YDS	-FUMBLE-			QBH	BRK	KICK	ATT-MAD	BLKD			-KICKS-XPTS-				
		SOLO	AST	TOTAL			FF	FR-YDS	INT-YDS					ATT-MAD	RUN	RCV	SAF	PTS			
09/04/2021	WILLIAM & MARY	32	34	66	6.0-22	3-9	0	0-0	0-0	0	3	0	0-0	0	0	0	0	0	0	0	
09/11/2021	ILLINOIS	46	22	68	4.0-11	0-0	2	1-0	1-0	0	6	0	2-2	0	0	0	14	0	0	0	
09/18/2021	at North Carolina	45	18	63	5.0-19	3-15	2	1-0	1-0	7	2	0	8-8	0	0	0	59	0	0	0	
09/24/2021	WAKE FOREST	49	20	69	9.0-50	6-37	1	1-0	1-0	1	4	0	4-4	0	0	0	37	0	0	0	
09/30/2021	at Miami	43	24	67	8.0-30	3-19	0	0-0	1-9	0	4	0	4-4	0	0	0	28	0	0	0	
10/09/2021	at Louisville	49	20	69	11.0-42	5-31	1	0-0	2-35	0	8	0	3-3	0	0	0	33	0	0	0	
10/16/2021	DUKE	40	26	66	5.0-21	4-14	4	1-0	0-0	2	4	0	0-0	0	0	0	0	0	0	0	
10/23/2021	GEORGIA TECH	36	32	68	2.0-16	1-14	0	0-0	0-0	2	6	0	2-3	0	1	0	40	0	1	0	
10/30/2021	at BYU	24	30	54	1.0-5	1-5	1	1-0	2-24	1	5	0	9-9	0	0	0	66	0	0	0	
11/13/2021	NOTRE DAME	33	34	67	8.0-41	7-34	1	0-0	2-14	1	5	0	4-4	0	0	0	28	0	0	0	
11/20/2021	at Pittsburgh	41	26	67	8.0-47	5-31	1	0-0	1-0	1	3	0	6-6	0	0	0	48	0	0	0	
11/27/2021	VIRGINIA TECH	36	24	60	4.0-29	2-23	2	1-0	1-14	0	7	0	3-3	0	0	1	29	0	0	1	
<b>Opponents</b>		<b>474</b>	<b>310</b>	<b>784</b>	<b>71.0-333</b>	<b>40-232</b>	<b>15</b>	<b>6-0</b>	<b>12-96</b>	<b>15</b>	<b>57</b>	<b>0</b>	<b>45-46</b>	<b>0</b>	<b>1</b>	<b>1</b>	<b>382</b>	<b>0</b>	<b>1</b>	<b>1</b>	<b>382</b>
<b>VIRGINIA</b>		<b>444</b>	<b>376</b>	<b>820</b>	<b>52.0-181</b>	<b>19-115</b>	<b>5</b>	<b>7-0</b>	<b>8-126</b>	<b>44</b>	<b>47</b>	<b>2</b>	<b>50-50</b>	<b>1</b>	<b>1</b>	<b>2</b>	<b>415</b>	<b>1</b>	<b>1</b>	<b>2</b>	<b>415</b>

DATE	OPPONENT	-PUNTING-							-FIELD GOALS-			-KICKOFFS-						
		NO	YDS	AVG	LONG	BLKD	TB	FC	50+	I20	ATT-MADE	LG	BLKD	NO	YDS	AVG	TB	OB
09/04/2021	WILLIAM & MARY	8	309	38.6	45	0	0	3	0	1	0-2	0	1	2	112	56.0	0	0
09/11/2021	ILLINOIS	7	300	42.9	53	0	0	2	1	0	0-0	0	0	3	195	65.0	3	0
09/18/2021	at North Carolina	0	0	0.0	0	0	0	0	0	0	1-2	36	0	10	650	65.0	10	0
09/24/2021	WAKE FOREST	3	120	40.0	44	0	0	0	0	3	3-3	46	0	8	513	64.1	3	1
09/30/2021	at Miami	8	385	48.1	62	0	0	3	3	2	0-1	0	0	6	386	64.3	4	0
10/09/2021	at Louisville	4	184	46.0	56	0	0	2	1	0	4-6	40	0	8	508	63.5	4	0
10/16/2021	DUKE	5	232	46.4	52	0	0	3	1	3	0-1	0	0	1	63	63.0	0	0
10/23/2021	GEORGIA TECH	4	152	38.0	53	0	0	3	1	1	2-2	34	0	8	413	51.6	3	0
10/30/2021	at BYU	2	84	42.0	47	0	0	0	0	0	1-2	32	0	11	712	64.7	10	0
11/13/2021	NOTRE DAME	1	34	34.0	34	0	0	0	0	0	0-0	0	0	5	313	62.6	0	0
11/20/2021	at Pittsburgh	3	122	40.7	49	0	0	2	0	1	2-2	36	0	9	556	61.8	3	0
11/27/2021	VIRGINIA TECH	3	111	37.0	53	0	0	3	1	2	2-2	38	0	5	299	59.8	0	0
<b>Opponents</b>		<b>48</b>	<b>2033</b>	<b>42.4</b>	<b>62</b>	<b>0</b>	<b>0</b>	<b>21</b>	<b>8</b>	<b>13</b>	<b>15-23</b>	<b>46</b>	<b>1</b>	<b>76</b>	<b>4720</b>	<b>62.1</b>	<b>40</b>	<b>1</b>
<b>VIRGINIA</b>		<b>41</b>	<b>1812</b>	<b>44.2</b>	<b>59</b>	<b>0</b>	<b>3</b>	<b>12</b>	<b>14</b>	<b>13</b>	<b>15-19</b>	<b>43</b>	<b>0</b>	<b>81</b>	<b>5032</b>	<b>62.1</b>	<b>61</b>	<b>3</b>



# VIRGINIA GAME SUPERLATIVES

## INDIVIDUAL GAME HIGHS

<b>RUSHES</b>	17	Brennan Armstrong vs Wake Forest (09/24/2021)
<b>YARDS RUSHING</b>	99	Brennan Armstrong vs Georgia Tech (10/23/2021)
<b>TD RUSHES</b>	2	Brennan Armstrong vs Virginia Tech (11/27/2021)
	2	Brennan Armstrong at BYU (10/30/2021)
	2	Brennan Armstrong vs Georgia Tech (10/23/2021)
	2	Brennan Armstrong vs William & Mary (09/04/2021)
<b>LONG RUSH</b>	49	Devin Darrington at BYU (10/30/2021)
<b>PASS ATTEMPTS</b>	60	Brennan Armstrong at Louisville (10/09/2021)
<b>PASS COMPLETIONS</b>	40	Brennan Armstrong at Louisville (10/09/2021)
<b>YARDS PASSING</b>	554	Brennan Armstrong at North Carolina (09/18/2021)
<b>TD PASSES</b>	5	Brennan Armstrong vs Illinois (09/11/2021)
<b>LONG PASS</b>	77	Brennan Armstrong vs Georgia Tech (10/23/2021)
<b>RECEPTIONS</b>	11	Keytaon Thompson at Pittsburgh (11/20/2021)
<b>YARDS RECEIVING</b>	183	Dontayvion Wicks at North Carolina (09/18/2021)
<b>TD RECEPTIONS</b>	2	Dontayvion Wicks vs Georgia Tech (10/23/2021)
	2	Billy Kemp at North Carolina (09/18/2021)
	2	Dontayvion Wicks vs Illinois (09/11/2021)
<b>LONG RECEPTION</b>	77	Dontayvion Wicks vs Georgia Tech (10/23/2021)
<b>FIELD GOALS</b>	2	four times
<b>LONG FIELD GOAL</b>	43	Brendan Farrell at Miami (FL) (09/30/2021)
<b>PUNTS</b>	7	Jacob Finn at Miami (FL) (09/30/2021)
<b>PUNTING AVG</b>	53.7	Jacob Finn at BYU (10/30/2021)
<b>LONG PUNT</b>	59	Jacob Finn at BYU (10/30/2021)
<b>PUNTS INSIDE 20</b>	5	Jacob Finn at Miami (FL) (09/30/2021)
<b>LONG PUNT RETURN</b>	55	Billy Kemp vs William & Mary (09/04/2021)
<b>LONG KICKOFF RETURN</b>	28	Mike Hollins vs Wake Forest (09/24/2021)
<b>TACKLES</b>	16	Nick Jackson at BYU (10/30/2021)
<b>SACKS</b>	2	Elliott Brown vs Virginia Tech (11/27/2021)
	2	Mandy Alonso at Miami (FL) (09/30/2021)
	2	Noah Taylor vs Illinois (09/11/2021)
<b>TACKLES FOR LOSS</b>	4	Nick Jackson vs Duke (10/16/2021)
<b>INTERCEPTIONS</b>	1	eight times

## TEAM GAME HIGHS

<b>RUSHES</b>	35	at Miami (FL) (09/30/2021)
<b>YARDS RUSHING</b>	240	Georgia Tech (10/23/2021)
<b>YARDS PER RUSH</b>	8.6	at BYU (10/30/2021)
<b>TD RUSHES</b>	4	Duke (10/16/2021)
<b>PASS ATTEMPTS</b>	61	at Louisville (10/09/2021)
<b>PASS COMPLETIONS</b>	40	at Louisville (10/09/2021)
	40	at North Carolina (09/18/2021)
<b>YARDS PASSING</b>	553	at North Carolina (09/18/2021)
<b>YARDS PER PASS</b>	10.6	William & Mary (09/04/2021)
<b>TD PASSES</b>	5	Illinois (09/11/2021)
<b>TOTAL PLAYS</b>	86	Wake Forest (09/24/2021)
	86	at Louisville (10/09/2021)
<b>TOTAL OFFENSE</b>	636	Georgia Tech (10/23/2021)
<b>YARDS PER PLAY</b>	9.2	at BYU (10/30/2021)
<b>POINTS</b>	49	at BYU (10/30/2021)
<b>SACKS BY</b>	4	Virginia Tech (11/27/2021)
	4	at Miami (FL) (09/30/2021)
<b>FIRST DOWNS</b>	32	Georgia Tech (10/23/2021)
<b>PENALTIES</b>	11	Wake Forest (09/24/2021)
<b>PENALTY YARDS</b>	102	at North Carolina (09/18/2021)
<b>TURNOVERS</b>	3	at BYU (10/30/2021)
<b>INTERCEPTIONS BY</b>	2	vs. Duke (10/16/2021)
	2	at Pittsburgh (11/20/2021)
<b>PUNTS</b>	7	at Miami (FL) (09/30/2021)
<b>PUNTING AVG</b>	53.7	at BYU (10/30/2021)
<b>LONG PUNT</b>	59	at BYU (10/30/2021)
<b>PUNTS INSIDE 20</b>	5	at Miami (FL) (09/30/2021)
<b>LONG PUNT RETURN</b>	55	William & Mary (09/04/2021)

## OPPONENT INDIVIDUAL GAME HIGHS

<b>RUSHES</b>	29	Tyler Allgeier at BYU (10/30/2021)
<b>YARDS RUSHING</b>	266	Tyler Allgeier at BYU (10/30/2021)
<b>TD RUSHES</b>	5	Tyler Allgeier at BYU (10/30/2021)
<b>LONG RUSH</b>	71	Braxton Burmeister vs Virginia Tech (11/27/2021)
	71	Jahmyr Gibbs vs Georgia Tech (10/23/2021)
<b>PASS ATTEMPTS</b>	45	Artur Sitkowski vs Illinois (09/11/2021)
<b>PASS COMPLETIONS</b>	27	Jeff Sims vs Georgia Tech (10/23/2021)
<b>YARDS PASSING</b>	349	Jaren Hall at BYU (10/30/2021)
<b>TD PASSES</b>	5	Sam Howell at North Carolina (09/18/2021)
<b>LONG PASS</b>	92	Malik Cunningham at Louisville (10/09/2021)
<b>RECEPTIONS</b>	14	Jordan Addison at Pittsburgh (11/20/2021)
<b>YARDS RECEIVING</b>	203	Josh Downs at North Carolina (09/18/2021)
<b>TD RECEPTIONS</b>	4	Jordan Addison at Pittsburgh (11/20/2021)
<b>LONG RECEPTION</b>	92	Tyler Harrell at Louisville (10/09/2021)
<b>FIELD GOALS</b>	4	James Turner at Louisville (10/09/2021)
<b>LONG FIELD GOALS</b>	46	Nick Sciba vs Wake Forest (09/24/2021)
<b>PUNTS</b>	7	Lou Hedley at Miami (FL) (09/30/2021)
	7	Blake Hayes vs Illinois (09/11/2021)
	7	Will Michael vs William & Mary (09/04/2021)
<b>PUNTING AVG</b>	48.9	Lou Hedley at Miami (FL) (09/30/2021)
<b>LONG PUNT</b>	62	Lou Hedley at Miami (FL) (09/30/2021)
<b>PUNTS INSIDE 20</b>	3	Porter Wilson vs Duke (10/16/2021)
	3	Ivan Mora vs Wake Forest (09/24/2021)
<b>LONG PUNT RETURN</b>	39	Jordan Addison at Pittsburgh (11/20/2021)
<b>LONG KICKOFF RETURN</b>	98	Israel Abanikanda at Pittsburgh (11/20/2021)
<b>TACKLES</b>	11	Payton Wilgar at BYU (10/30/2021)
<b>SACKS</b>	2	Deslin Alexandre at Pittsburgh (11/20/2021)
	2	Rylie Mills vs Notre Dame (11/13/2021)
	2	Luke Masterson vs Wake Forest (09/24/2021)
	2	Kaimon Rucker at North Carolina (09/18/2021)
<b>TACKLES FOR LOSS</b>	3	Calijah Kancey at Pittsburgh (11/20/2021)
	3	Luke Masterson vs Wake Forest (09/24/2021)
<b>INTERCEPTIONS</b>	1	Tae Daley vs Virginia Tech (11/27/2021)
	1	Phil Campbell at Pittsburgh (11/20/2021)
	1	DJ Brown vs Notre Dame (11/13/2021)
	1	Ramon Henderson vs Notre Dame (11/13/2021)
	1	Drew Jensen at BYU (10/30/2021)
	1	Payton Wilgar at BYU (10/30/2021)
	1	Trey Franklin at Louisville (10/09/2021)
	1	Kenderick Duncan at Louisville (10/09/2021)
	1	Corey Flagg, Jr. at Miami (FL) (09/30/2021)
	1	Coby Davis vs Wake Forest (09/24/2021)
	1	Ja'Quirous Conley at North Carolina (09/18/2021)
	1	Kerby Joseph vs Illinois (09/11/2021)

## OPPONENT TEAM GAME HIGHS

<b>RUSHES</b>	47	Virginia Tech (11/27/2021)
	47	at North Carolina (09/18/2021)
<b>YARDS RUSHING</b>	392	at North Carolina (09/18/2021)
<b>YARDS PER RUSH</b>	8.4	at BYU (10/30/2021)
<b>TD RUSHES</b>	6	at BYU (10/30/2021)
<b>PASS ATTEMPTS</b>	46	Duke (10/16/2021)
<b>PASS COMPLETIONS</b>	28	Duke (10/16/2021)
<b>YARDS PASSING</b>	349	at BYU (10/30/2021)
<b>YARDS PER PASS</b>	14.6	at North Carolina (09/18/2021)
<b>TD PASSES</b>	5	at North Carolina (09/18/2021)
<b>TOTAL PLAYS</b>	83	at BYU (10/30/2021)
<b>TOTAL OFFENSE</b>	734	at BYU (10/30/2021)
<b>YARDS PER PLAY</b>	10.3	at North Carolina (09/18/2021)
<b>POINTS</b>	66	at BYU (10/30/2021)
<b>SACKS BY</b>	7	Notre Dame (11/13/2021)
<b>FIRST DOWNS</b>	37	at BYU (10/30/2021)
<b>PENALTIES</b>	10	Virginia Tech (11/27/2021)
<b>PENALTY YARDS</b>	90	Illinois (09/11/2021)
<b>TURNOVERS</b>	4	Duke (10/16/2021)
<b>INTERCEPTIONS BY</b>	2	at Louisville (10/09/2021)
		at BYU (10/30/2021)
		Notre Dame (11/13/2021)
<b>PUNTS</b>	8	at Miami (FL) (09/30/2021)
	8	William & Mary (09/04/2021)
<b>PUNTING AVG</b>	48.1	at Miami (FL) (09/30/2021)
<b>LONG PUNT</b>	62	at Miami (FL) (09/30/2021)
<b>PUNTS INSIDE 20</b>	3	Wake Forest (09/24/2021)
	3	Duke (10/16/2021)
<b>LONG PUNT RETURN</b>	39	at Pittsburgh (11/20/2021)





## PASSING GAME-BY-GAME

	ATT	COMP	INT	PCT	YARDS	TD	LONG	SACK	YDS	EFFIC
<b>ARMSTRONG, B</b>										
WILLIAM & MARY	21	31	0	67.7	339	2	65	3	9	180.9
ILLINOIS	27	36	1	75.0	405	5	39	0	0	209.8
NORTH CAROLINA	39	54	1	72.2	554	4	49	3	17	179.1
WAKE FOREST	33	59	1	55.9	407	2	32	6	37	121.7
MIAMI (FL)	25	44	1	56.8	268	1	39	3	19	110.9
LOUISVILLE	40	60	2	66.7	487	3	51	5	31	144.7
DUKE	25	45	0	55.6	364	2	27	4	16	138.2
GEORGIA TECH	29	43	0	67.4	396	4	77	1	14	175.5
BYU	22	34	2	64.7	337	4	70	1	5	175.0
PITTSBURGH	36	49	1	73.5	487	3	40	5	31	173.1
VIRGINIA TECH	29	45	1	64.4	405	1	34	2	23	142.9
<b>TOTALS</b>	<b>326</b>	<b>500</b>	<b>10</b>	<b>65.2</b>	<b>4449</b>	<b>31</b>	<b>77</b>	<b>33</b>	<b>202</b>	<b>156.4</b>
<b>WOOLFOLK, J</b>										
ILLINOIS	0	1	0	0.0	0	0	0	0	0	0.0
BYU	2	5	0	40.0	35	0	20	0	0	98.8
NOTRE DAME	18	33	2	54.5	196	0	28	7	34	92.3
VIRGINIA TECH	2	2	0	100.0	14	0	8	0	0	158.8
<b>TOTALS</b>	<b>22</b>	<b>41</b>	<b>2</b>	<b>53.7</b>	<b>245</b>	<b>0</b>	<b>28</b>	<b>7</b>	<b>34</b>	<b>94.1</b>
<b>THOMPSON, K</b>										
ILLINOIS	0	1	0	0.0	0	0	0	0	0	0.0
NORTH CAROLINA	1	2	0	50.0	-1	0	0	0	0	45.8
PITTSBURGH	0	1	0	0.0	0	0	0	0	0	0.0
<b>TOTALS</b>	<b>1</b>	<b>4</b>	<b>0</b>	<b>25.0</b>	<b>-1</b>	<b>0</b>	<b>0</b>	<b>0</b>	<b>0</b>	<b>22.9</b>
<b>ARMSTEAD, I</b>										
WILLIAM & MARY	0	1	0	0.0	0	0	0	0	0	0.0
ILLINOIS	0	1	0	0.0	0	0	0	0	0	0.0
<b>TOTALS</b>	<b>0</b>	<b>2</b>	<b>0</b>	<b>0.0</b>	<b>0</b>	<b>0</b>	<b>0</b>	<b>0</b>	<b>0</b>	<b>0.0</b>

## RUSHING GAME-BY-GAME

	NO-YDS/TD	W&M	ILLINI	UNC	WF	UM	LOU	DUKE	GT	BYU	NC	PITT	VT
ARMSTRONG	98-251/9	7-0/2	5-31/0	8-16/0	17-33/0	7-19/0	6-23/0	8-34/1	12-99/2	11-94/2	DNP	8-27/0	9-7/2
TAULAPAPA	62-324/2	5-48/0	10-35/0	2-2/1	DNP	11-62/1	10-42/0	5-19/0	8-54/0	4-32/0	DNP	2-11/0	5-23/0
HOLLINS	49-213/2	2-5/0	4-22/0	4-13/0	6-36/0	10-38/1	3-9/0	DNP	DNP	DNP	9-44/0	7-30/1	4-16/0
THOMPSON	39-247/4	5-43/0	4-24/1	3-11/0	-	3-47/0	3-2/1	2-1/1	7-65/0	5-23/0	3-11/0	3-17/1	1-3/0
DARRINGTON	32-237/2	3-18/0	4-24/0	2-4/0	3-19/0	1-2/0	1-4/0	5-60/1	3-22/0	2-60/1	2-12/0	3-3/0	3-9/0
WOOLFOLK	24-72/0	DNP	-	DNP	DNP	DNP	DNP	5-38/0	DNP	2-6/0	16-15/0	DNP	1-13/0
ARMSTEAD	12-49/0	5-54/0	4-5/0	-	-	-	-	3-0/0	-	DNP	-	DNP	DNP
RODRIGUEZ	10-56/0	3-31/0	-	3-14/0	-	1-5/0	1-1/0	2-5/0	-	-	-	-	-
WALKER JR.	5-32/2	1-9/1	1-4/0	-	1-11/0	-	-	2-8/1	-	-	-	-	DNP
KEMP	2-9/0	-	-	-	-	1-9/0	1-0/0	-	-	-	-	-	-
WOODS	1-1/0	-	-	-	-	DNP	-	-	-	1-1/0	-	-	-

## RECEIVING GAME-BY-GAME

	NO-YDS/TD	W&M	ILLINI	UNC	WF	UM	LOU	DUKE	GT	BYU	NC	PITT	VT
THOMPSON	78-990/1	5-66/0	5-68/0	4-63/0	2-35/0	4-55/0	10-149/0	3-47/0	9-89/0	9-91/0	9-110/0	11-126/1	7-91/0
KEMP	74-725/6	4-55/0	6-55/1	8-106/2	7-65/0	9-81/0	8-47/1	6-65/0	8-50/1	3-38/1	4-37/0	3-24/0	8-102/0
WICKS	57-1203/9	4-94/0	3-69/2	7-183/1	8-114/1	2-75/1	1-19/0	7-125/1	6-168/2	4-125/1	2-32/0	10-144/0	3-55/0
WOODS	44-598/8	1-5/0	5-122/1	6-47/1	4-73/1	DNP	2-10/1	5-58/1	3-63/0	3-68/1	2-13/0	6-75/1	7-64/1
HENRY	34-603/3	2-32/1	3-74/0	4-66/0	4-52/0	1-9/0	9-179/0	1-25/0	1-20/1	3-36/0	1-4/0	3-76/1	2-30/0
HOLLINS	16-83/0	1-2/0	2-11/0	4-34/0	2-20/0	5-18/0	2-2/0	DNP	DNP	DNP	-	-	-
FIELDS	11-172/0	DNP	-	1-8/0	3-35/0	-	3-60/0	1-19/0	-	-	-	2-32/0	1-18/0
TAULAPAPA	11-62/1	2-9/0	1-3/1	-	DNP	2-6/0	1-4/0	-	2-6/0	1-9/0	DNP	-	2-25/0
RODRIGUEZ	8-65/0	-	-	3-23/0	-	2-24/0	2-13/0	-	-	1-5/0	-	-	-
STARLING	4-93/1	1-65/1	1-3/0	DNP	-	-	-	2-25/0	-	-	-	-	-
DARRINGTON	4-53/0	-	-	-	2-9/0	-	-	-	-	-	-	1-10/0	1-34/0
MISCH	4-20/1	-	-	1-8/0	1-4/0	-	2-8/1	-	-	-	-	-	-
WALKER JR.	2-20/0	1-11/0	-	1-9/0	-	-	-	-	-	-	-	-	DNP
ARMSTEAD	2-6/0	-	1-0/0	1-6/0	-	-	-	-	-	DNP	-	DNP	DNP
ARMSTRONG	1-18/1	-	1-18/0	-	-	-	-	-	-	-	DNP	-	-

## PUNT RETURNS

	NO-YDS	W&M	ILLINI	UNC	WF	UM	LOU	DUKE	GT	BYU	NC	PITT	VT
BILLY KEMP	16-93	3-67	4-13	-	-	3-5	2-19	2-1	-	1-0	-	-	-
ANTONIO CLARY	1-1	-	-	-	1-1	-	-	-	-	-	-	-	-

## KICK RETURNS

	NO-YDS	W&M	ILLINI	UNC	WF	UM	LOU	DUKE	GT	BYU	NC	PITT	VT
HOLLINS	6-85	1-14	-	-	4-71	-	1-0	DNP	DNP	DNP	-	-	-
KEMP	4-82	1-12	-	-	-	-	-	-	1-26	-	2-44	-	-
CLARY	2-31	-	-	-	-	2-31	-	-	-	-	-	-	-
JONES	1-8	-	-	DNP	-	-	1-8	-	-	-	-	-	DNP

## INTERCEPTION RETURNS

	NO-YDS	W&M	ILLINI	UNC	WF	UM	LOU	DUKE	GT	BYU	NC	PITT	VT
BLOUNT	3-60	-	-	-	-	-	DNP	1-14	1-13	-	-	1-33	-
JOHNSON	3-0	-	1-0	-	-	-	-	-	-	-	1-0	1-0	-
CYPRESS	1-66	-	-	1-66	-	-	-	DNP	DNP	DNP	DNP	DNP	DNP
CROSS	1-0	-	-	-	-	-	-	1-0	-	-	DNP	DNP	DNP

## DEFENSE GAME-BY-GAME

### TOTAL TACKLES

	UA-A	TOT	W&M	ILLINI	UNC	WF	UM	LOU	DUKE	GT	BYU	NC	PITT	VT
JACKSON	54-63	117	4-8	3-4	5-5	1-10	4-2	5-2	5-6	4-2	9-7	3-6	7-5	4-6
BLOUNT	54-33	87	5-3	5-2	9-2	5-6	6-2	DNP	3-1	5-3	5-4	3-4	3-2	5-4
TAYLOR	28-41	69	2-4	4-3	5-7	2-6	4-2	2-5	2-3	1-2	2-0	1-4	2-3	1-2
GRANT	34-16	50	0-2	3-1	DNP	2-1	3-1	1-0	6-1	6-2	1-1	3-2	4-2	5-3
JOHNSON	26-18	44	1-2	2-3	2-0	5-2	1-1	3-0	-	2-1	4-2	2-2	3-3	1-2
BROWN	25-17	42	0-2	1-1	2-2	0-3	2-2	3-1	4-1	3-0	-	2-2	4-3	4-0
CLARY	20-22	42	4-0	3-4	3-1	0-1	1-3	3-4	1-2	-	3-2	1-5	1-0	-
KING	28-13	41	2-0	1-0	1-1	-	3-1	5-3	1-0	3-3	3-3	3-0	3-1	3-1
STEWART	14-23	37	1-5	2-1	3-3	1-2	1-0	0-1	3-3	0-1	1-1	1-3	1-3	DNP
ALONSO	13-19	32	1-1	1-2	0-2	1-3	4-1	2-1	1-3	2-2	0-1	0-2	-	1-1
WEEKS	15-16	31	1-0	-	DNP	-	-	1-1	3-2	1-3	1-2	0-3	3-5	5-0
BRATTON	26-4	30	4-0	2-1	-	1-0	-	2-0	1-1	1-0	5-0	3-1	5-1	2-0
AHERN	10-15	25	0-1	-	0-1	1-1	2-0	DNP	2-2	3-2	1-2	1-4	-	0-2
CROSS	16-8	24	0-1	0-2	1-0	4-1	-	1-0	1-1	3-2	6-1	DNP	DNP	DNP
FAUMUI	13-10	23	-	-	2-2	0-1	2-0	2-0	1-2	1-2	2-1	1-0	-	2-2
CARTER	9-14	23	0-2	-	-	1-4	2-0	2-2	1-2	1-3	-	-	2-0	0-1
CYPRESS II	11-5	16	0-1	1-0	2-0	4-3	3-1	1-0	DNP	DNP	DNP	DNP	DNP	DNP
AGUNLOYE	4-6	10	-	-	DNP	-	DNP	DNP	1-1	1-2	0-2	-	1-0	1-1
SMILEY III	4-3	7	DNP	1-0	-	1-1	1-0	DNP	DNP	DNP	-	0-1	1-1	-
HARRISON	3-2	5	DNP	-	DNP	1-0	-	-	2-1	0-1	-	DNP	-	-
SANKER	2-3	5	-	DNP	DNP	0-1	-	DNP	2-1	-	-	-	-	0-1
REDMOND	1-4	5	DNP	DNP	DNP	1-0	-	DNP	0-1	0-2	0-1	DNP	DNP	DNP
LONG	3-1	4	2-0	-	1-0	-	DNP	DNP	0-1	-	DNP	-	DNP	-
GREEN	2-2	4	DNP	-	DNP	DNP	DNP	DNP	-	-	DNP	1-1	1-0	0-1
GAINES	2-2	4	-	2-0	DNP	DNP	DNP	DNP	0-2	DNP	DNP	-	-	-
DIATTA	2-1	3	-	2-0	DNP	DNP	DNP	DNP	DNP	DNP	DNP	DNP	DNP	0-1
TAULAPAPA	2-1	3	0-1	1-0	-	DNP	-	-	-	-	1-0	DNP	-	-
ATARIWA	2-1	3	1-1	DNP	DNP	1-0	DNP	DNP	DNP	DNP	DNP	DNP	DNP	-
MALANI	1-2	3	1-0	0-2	-	-	-	DNP	-	-	DNP	DNP	DNP	-
JACKSON	1-2	3	-	-	DNP	-	-	-	1-2	-	-	-	DNP	-
JOHNSON	2-0	2	DNP	DNP	2-0	DNP	DNP	DNP	-	DNP	DNP	-	-	-
DARRINGTON	2-0	2	-	-	-	1-0	-	-	-	-	-	1-0	-	-
HORTON	2-0	2	2-0	DNP	DNP	DNP	DNP	DNP	DNP	DNP	DNP	DNP	DNP	-
WHITE	1-1	2	-	-	DNP	-	-	DNP	1-1	-	-	-	DNP	DNP
CHALMERS	1-1	2	DNP	1-0	-	-	-	-	0-1	-	-	-	-	-
FINN	1-1	2	-	-	1-0	-	-	-	-	-	-	-	0-1	-
FINKELSTON	0-2	2	-	-	-	-	-	-	0-1	0-1	-	-	-	-
KEMP	1-0	1	-	-	-	-	-	1-0	-	-	-	-	-	-
FIELDS	1-0	1	DNP	-	-	-	1-0	-	-	-	-	-	-	-
ARMSTRONG	1-0	1	-	-	-	-	-	1-0	-	-	-	DNP	-	-
RODRIGUEZ	1-0	1	-	-	-	-	-	-	-	-	1-0	-	-	-
NELSON	1-0	1	-	-	-	-	-	-	-	-	-	-	-	1-0
HAYES	1-0	1	DNP	DNP	DNP	-	-	1-0	DNP	DNP	DNP	DNP	DNP	DNP
DUENKEL	1-0	1	-	-	1-0	-	DNP	DNP	DNP	DNP	DNP	DNP	-	-
BISSINGER	1-0	1	-	-	-	-	-	1-0	-	-	-	-	-	-
HENRY	1-0	1	-	-	-	-	-	-	-	-	-	1-0	-	-
THOMPSON	1-0	1	-	-	-	-	-	-	-	-	1-0	-	-	-
MISCH	0-1	1	-	-	-	-	0-1	-	-	-	-	-	-	-
JONES	0-1	1	-	-	DNP	-	-	-	0-1	-	-	-	-	DNP
PERRY	0-1	1	-	-	DNP	DNP	DNP	DNP	0-1	-	-	-	DNP	-
WALKER JR.	0-1	1	-	-	-	-	0-1	-	-	-	-	-	-	DNP



**TACKLES FOR LOSS**

	UA-A	TOT	W&M	ILLINI	UNC	WF	UM	LOU	DUKE	GT	BYU	NC	PITT	VT
TAYLOR	6-4	8.0	2-0-7	2-0-14	1-0-1	-	1-0-5	-	0-5-1	-	1-0-1	0-5-1	-	-
ALONSO	5-3	6.5	1-0-10	-	-	0-5-1	3-0-10	1-0-3	-	-	-	0-5-1	-	0-5-0
JACKSON	4-4	6.0	-	-	-	0-5-2	-	-	4-0-17	-	-	-	1-0-11	0-5-1
BROWN	4-2	5.0	1-0-2	-	-	-	-	-	-	1-0-7	-	-	1-0-1	2-0-7
BLOUNT	4-2	5.0	-	1-0-1	-	0-5-1	-	DNP	0-5-0	-	-	1-0-1	1-0-10	1-0-2
FAUMUI	3-1	3.5	-	-	1-0-3	-	-	2-0-2	0-5-1	-	-	-	-	-
STEWART	2-3	3.5	1-5-2	1-0-1	-	-	1-0-6	-	-	-	-	-	-	DNP
GRANT	3-0	3.0	-	1-0-1	DNP	1-0-2	-	-	-	-	-	1-0-3	-	-
AHERN	2-1	2.5	0-5-2	-	-	-	1-0-2	DNP	1-0-1	-	-	-	-	-
CARTER	1-2	2.0	-	-	-	0-5-1	-	-	-	1-5-5	-	-	-	-
JOHNSON	1-2	2.0	0-5-1	0-5-1	-	-	-	-	-	-	1-0-3	-	-	-
WEEKS	1-0	1.0	-	-	DNP	-	-	-	-	-	-	-	-	1-0-14
ATARIWA	1-0	1.0	-	DNP	DNP	1-0-1	DNP	DNP	DNP	DNP	DNP	DNP	DNP	-
GREEN	1-0	1.0	DNP	-	DNP	DNP	DNP	DNP	-	-	DNP	-	1-0-5	-
AGUNLOYE	0-1	0.5	-	-	DNP	-	DNP	DNP	0-5-1	-	-	-	-	-
CLARY	0-1	0.5	-	0-5-1	-	-	-	-	-	-	-	-	-	-
KING	0-1	0.5	-	-	-	-	-	-	-	0-5-1	-	-	-	-
CYPRESS II	0-1	0.5	0-5-3	-	-	-	-	-	DNP	DNP	DNP	DNP	DNP	DNP

**SACKS**

	UA-A	TOT	W&M	ILLINI	UNC	WF	UM	LOU	DUKE	GT	BYU	NC	PITT	VT
ALONSO	3-1	3.5	1-10	-	-	-	2-9	-	-	-	-	-	-	0-5-0
TAYLOR	3-1	3.5	0-5-3	2-14	-	-	1-5	-	-	-	-	-	-	-
BROWN	3-0	3	-	-	-	-	-	-	-	-	-	-	-	2-7
JACKSON	2-1	2.5	-	-	-	-	-	-	1-6	-	-	-	1-11	0-5-1
STEWART	2-0	2	-	1-1	-	-	1-6	-	-	-	-	-	-	DNP
BLOUNT	1-0	1	-	-	-	-	-	DNP	-	-	-	-	1-10	-
GREEN	1-0	1	DNP	-	DNP	DNP	DNP	DNP	-	-	DNP	-	1-5	-
WEEKS	1-0	1	-	-	DNP	-	-	-	-	-	-	-	-	1-14
FAUMUI	1-0	1	-	-	1-3	-	-	-	-	-	-	-	-	-
CYPRESS II	0-1	0.5	0-5-3	-	-	-	-	-	DNP	DNP	DNP	DNP	DNP	DNP



# VIRGINIA

## GAME 1 • UVA 43, William & Mary 0 Sept. 4 • Charlottesville, Va

### Game Notes

- UVA is 66-53-1 in night games and 42-18-1 at Scott Stadium at night.
- Virginia has now won eight-straight night games
- The Cavaliers improve to 84-39-9 all-time in season openers
- Under Bronco Mendenhall, Virginia has won five of six season openers
- Billy Kemp had four receptions against W&M and now has 108 for his career, tied with Patrick Jeffers for the 19th most in UVA history.
- Kemp's career-high, 55-yard punt return in the first quarter setup the game's only points in the first quarter, a 39-yard field goal by Justin Duenkel.
- The Cavalier defense held William & Mary to 183 yards of total offense, the first time holding an opponent to under 200 yards since limiting the Tribe to 193 in 2019.
- Virginia's last shutout in a season opener came on August 30, 2003, a 27-0 blanking of Duke.
- Virginia is 31-6-1 against W&M and has won five-straight meetings
- Saturday's shutout was the 13th against William & Mary in 39 all-time games. The last time the Cavaliers shutout the Tribe was in 1951, a 46-0 victory in Charlottesville.
- It marked the first time William & Mary was shutout since September 29, 2018 (23-0 against Colgate).
- Quarterback Brennan Armstrong passed for 336 yards, his second 300-yard passing game of his career
- The Cavalier offense amassed 500 yards of total offense for the three-straight home game. The Cavaliers compiled 518 yards against Abilene Christian on Nov. 21 and 549 against Boston College in last year's home finale.
- Armstrong scored Virginia's first touchdown of the season, a two-yard rush in the second quarter. The signal caller also scored the first of the year last year, a four-yard score against Duke.
- UVA has now wone nine-straight games against non-conference opponents at Scott Stadium. UVA is 10-2 under Mendenhall against non-ACC foes.
- Since 2019, Virginia is 13-1 at Scott Stadium.
- Linebacker Nick Jackson led UVA with 12 tackles, the eighth time in his career he's recorded 10 or more tackles.
- Saturday marked the first career starts for Dontayvion Wicks, Chayce Chalmers and Fentrell Cypress.
- Three true freshmen made their debut for the Cavaliers – West Weeks, Langston Long and Jacob Rodriguez.

### Score by Quarters:

William & Mary	0	0	0	0	—	0
Virginia	3	14	12	14	—	43

### Scoring Summary:

1st	12:05	VA	Justin Duenkel 35 yd field goal, 4-2, 0:45 VA 3 - WM 0
2nd	09:00	VA	Brennan Armstrong 2 yd run (Duenkel kick), 5-60, 1:59 VA 10 - WM 0
	00:32	VA	Ra'Shaun Henry 5 yd pass from Brennan Armstrong (Duenkel kick), 9-75, 2:53 VA 17 - WM 0
3rd	07:28	VA	Demick Starling 65 yd pass from Brennan Armstrong (Duenkel kick), 2-80, 0:33 VA 24 - WM 0
	01:54	VA	Justin Duenkel 25 yd field goal, 8-68, 2:48, VA 27 - WM 0
	01:41	VA	SAFETY, 00:13 VA 29 - WM 0
4th	14:16	VA	Brennan Armstrong 3 yd run (Duenkel kick), 5-55, 2:19 VA 36 - WM 0
	06:52	VA	Ronnie Walker Jr. 9 yd run (Duenkel kick), 7-91, 3:30 VA 43 - WM 0

### Attendance— 42,982

	WM	UVA		WM	UVA
<b>First Downs</b>	11	22	<b>Punts (Number-Avg)</b>	8-38.6	2-45.0
<b>Rushes-Yards (Net)</b>	94	206	<b>Fumbles-Lost</b>	20	0-0
<b>Passing Yards (Net)</b>	89	339	<b>Penalties-Yards</b>	5-45	2-22
<b>Passes Comp-Att-Int</b>	10-16-0	21-32-0	<b>Possession Time</b>	32:42	27:18
<b>Total Offense Plays-Yards</b>	58-183	64-545	<b>Third-Down Conversions</b>	3 of 14	6 of 13
<b>Fumble Returns-Yards</b>	0-0	0-0	<b>Fourth-Down Conversions</b>	1 of 1	0 of 2
<b>Punt Returns-Yards</b>	0-0	3-67	<b>Red-Zone Scores-Chances</b>	0-2	5-5
<b>Kickoff Returns-Yards</b>	2-25	2-26	<b>Sacks By: Number-Yards</b>	3-9	2-16
<b>Interception Returns-Yards</b>	0-0	0-0			

**RUSHING: William & Mary** - Donavyn Lester 12-42; Darius Wilson 6-29; DreSean Kendrick 10-14; Elijah Burns 4-9; Mattijs Lasore 3-9; Kane Everson 1-(-15). **VIRGINIA** Iraken Armstead 5-54; Wayne Taulapapa 5-48; Keytaon Thompson 5-43; Jacob Rodriguez 3-31; Devin Darrington 3-18; Ronnie Walker Jr. 1-9; Mike Hollins 2-5; Brennan Armstrong 7-0; TEAM 1-(-2).

**PASSING: William & Mary** - Darius Wilson 9-15-0-83; Chase Hart 1-1-0-6; DreSean Kendrick 0-0-0-0. **VIRGINIA** Brennan Armstrong 21-31-2-339; Iraken Armstead 0-1-0-0.

**RECEIVING: William & Mary**- Donavyn Lester 3-23; Kane Everson 2-12; Tyler Rose 1-20; Anthony Mague 1-19; Cole Blackman 1-8; Colton Turner 1-6; DreSean Kendrick 1-1; Zack Burdick 1-0. **VIRGINIA**-Keytaon Thompson 5-66; Dontayvion Wicks 4-94; Billy Kemp 4-55; Ra'Shaun Henry 2-32; Wayne Taulapapa 2-9; Demick Starling 1-65; Ronnie Walker Jr. 1-11; Jelani Woods 1-5; Mike Hollins 1-2.

## GAME 2 • UVA 42, Illinois 14 Sept. 11 • Charlottesville, Va.

### Game Notes

- Virginia recorded its first win over Illinois in three all-time meetings. The two teams have only met in bowl games, the 1999 MicronPc.com Bowl and the 1990 Citrus Bowl.
- Virginia has won five of its last seven matchups against Big Ten foes.
- Since 2019, UVA is 14-1 at Scott Stadium and have won 10-straight games at home against non-conference opponents.
- Virginia is 2-0 for the second time under Bronco Mendenhall (2019) and sixth time since 2000.
- Virginia has held its first two opponents of the season to 14 points, the fewest since shutting out both of its first two opponents in 1952.
- Brennan Armstrong became the third Cavalier quarterback to throw for 400 yards in a game. His 405 yards passing are the fourth most in a single game in program history.
- Armstrong threw five touchdown passes, a career-high and the most by a UVA quarterback since Kurt Benkert against Central Michigan in 2016. Armstrong has thrown multiple touchdown passes in three-straight games dating back to last season.
- Armstrong completed a career-high 27 passes. He was 7-for-13 with 171 yards (career-best) and two touchdowns in the first quarter. He completed seven of his first eight passes and completed six-straight passes starting with the Jelani Woods touchdown.
- Tight end Jelani Woods recorded a career-high 122 yards receiving, the most by a Cavalier tight end since Tom Santi (128 yards) in the 2005 Music City Bowl against Minnesota. Woods' previous career high of 54 yards receiving was established against Iowa State on Oct. 24, 2020 while at Oklahoma State.
- Woods' touchdown in the first quarter was the fifth of his career.
- Wide receiver Dontayvion Wicks caught three passes for 69 yards and two touchdowns. The two touchdown performance was the first of his career and the first by a UVA wideout since Lavel Davis Jr. caught two in the opener against Duke last season.
- Billy Kemp IV caught six passes bringing his career total up to 112, the 19th most in school history, two behind Herman Moore (1988-90) and Wali Lundy (2002-05). • Kemp IV has caught a pass in 17-straight games dating back to the 2019 season.
- Kemp's TD reception in the third quarter was his first of the season and third of his career.
- Brennan Armstrong caught his first pass of his career on the first career completion thrown by WR Dontayvion Wicks for 18 yards in the third quarter.
- Wayne Taulapapa's capped the UVA scoring in the fourth quarter with his first career receiving touchdown, a three-yard pass from Armstrong.
- Linebacker Noah Taylor recorded a career-high two sacks and now has six for his career.

### Score by Quarters:

Illinois	0	7	7	0	—	14
Virginia	14	7	14	7	—	42

### Scoring Summary:

1st	13:44	VA	Jelani Woods 32 ys pass from Brennan Armstrong (Duenkel kick), 4-75, 1:16 VA 7 - IL 0
	10:04	VA	Dontayvion Wicks 28 yd pass from Brennan Armstrong (Duenkel kick), 4-80, 1:37 VA 14 - IL 0
2nd	11:09	IL	Deuce Spann 33 yd pass from Artur Sitkowski (McCourt kick), 8-72, 4:19 VA 14 - IL 7
	01:17	VA	Dontayvion Wicks 6 yd pass from Brennan Armstrong (Duenkel kick), 7-62, 2:41 VA 21 - IL 7
3rd	12:59	IL	Chase Brown 21 yd rush (McCourt kick), 4-75, 2:01 VA 21 - IL 14
	09:04	VA	Billy Kemp 2 yd pass from Brennan Armstrong (Duenkel kick), 9-75, 3:55 VA 28 - IL 14
	04:06	VA	Keytaon Thompson 8 yd rush (Duenkel kick), 9-74, 3:50 VA 35 - IL 14
4th	06:02	VA	Wayne Taulapapa 3 yd pass from Brennan Armstrong (Duenkel kick), 5-46, 2:44 VA 41 - IL 0

### Attendance— 36,036

	ILL	UVA		ILL	UVA
<b>First Downs</b>	20	31	<b>Punts (Number-Avg)</b>	7-42.9	3-46.7
<b>Rushes-Yards (Net)</b>	27-116	33-133	<b>Fumbles-Lost</b>	1-1	2-1
<b>Passing Yards (Net)</b>	221	423	<b>Penalties-Yards</b>	8-90	8-74
<b>Passes Comp-Att-Int</b>	24-25-1	28-40-1	<b>Possession Time</b>	27:52	31:19
<b>Total Offense Plays-Yards</b>	72-337	73-556	<b>Third-Down Conversions</b>	6 of 17	4 of 10
<b>Fumble Returns-Yards</b>	0-0	0-0	<b>Fourth-Down Conversions</b>	4 of 5	0 of 0
<b>Punt Returns-Yards</b>	2-22	4-13	<b>Red-Zone Scores-Chances</b>	0-2	1-1
<b>Kickoff Returns-Yards</b>	0-0	0-0	<b>Sacks By: Number-Yards</b>	0-0	3-15
<b>Interception Returns-Yards</b>	1-0	1-0			

**RUSHING: Illinois**-Chase Brown 7-41; Jakari Norwood 4-35; Josh McCray 7-33; Chase Hayden 1-6; Artur Sitkowski 7-2; Reggie Love III 1-(-1). **VIRGINIA**-Wayne Taulapapa 10-35; Brennan Armstrong 5-31; Devin Darrington 4-24; Keytaon Thompson 4-24; Mike Hollins 4-22; Ronnie Walker Jr. 1-4; TEAM 1-(-2); Iraken Armstead 4-(-5)

**PASSING: Illinois**-Artur Sitkowski 24-25-1-221. **VIRGINIA**-Brennan Armstrong 27-36-5-405; Keytaon Thompson 0-1-0-0; Dontayvion Wicks 1-1-0-18; Iraken Armstead 0-1-0-0; Jay Woolfolk 0-1-0-0

**RECEIVING: Illinois**-Isaiah William 5-41; Chase Brown 4-28; Daniel Barker 3-16; Dalevon Campbell 2-43; Casey Washington 2-12; Donny Navarro 2-11; Deuce Spann 1-33; Pat Bryant 1-17; Carlos Sandy 1-7; Reggie Love III 1-5; Luke Ford 1-4; Jakari Norwood 1-4

**Virginia**-Billy Kemp 6-55; Jelani Woods 5-122; Keytaon Thompson 5-68; Ra'Shaun Henry 3-74; Dontayvion Wicks 3-69; Mike Hollins 2-11; Brennan Armstrong 1-18; Wayne Taulapapa 1-3; Demick Starling 1-3; Iraken Armstead 1-0



### GAME 3 • UNC 59, UVA, 39 Sept. 18 • Chapel Hill, N.C.

#### Game Notes

- Virginia had its four-game winning streak against North Carolina snapped. The Cavaliers are 4-2 against the Tar Heels under Bronco Mendenhall.
- Virginia falls to 66-36-1 all-time in night games and 24-34 in road night games.
- The loss snaps a five-game win streak in ACC openers and is the first ACC opening loss under Mendenhall.
- Quarterback Brennan Armstrong broke UVA's single-game passing record with 554 yards breaking Kurt Benkert's mark of 455 set in 2017 against UConn. He's the first Cavalier quarterback to throw for 500 yards in a game. He threw for 364 yards in the first half, also a program record.
- Armstrong accounted for 538 yards of total offense breaking the single-game school record set by Bryce Perkins (490 yards) against North Carolina in 2019.
- Armstrong the first UVA quarterback to throw for 300 yards in three-straight games. The 300-yard game was the fourth of his career.
- Armstrong threw four touchdown passes in the contest, the third time he's thrown for four or more touchdowns in a game. He now has 31 career touchdown passes, the seventh most in UVA history.
- Armstrong moved into 14th place in career total offense at UVA with 4,333 yards, passing Dan Ellis (1997-2000) and Bob Davis (1964-66).
- Armstrong entered UVA's top-15 in career passing yards with 3,673.
- The 554 yards passing was the most ever by a North Carolina opposing quarterback. Previous high was Dave Brown (Duke) 479 yards in 1989.
- Wide receiver Dontayvion Wicks established career-highs in receptions (7) and yards (183). His 183 yards receiving were the sixth-highest single-game total ever by a UVA receiver. He caught a 40-yard touchdown pass in the second quarter, the second TD reception of 40 or more yards in his career (44 vs. Liberty in 2019).
- Billy Kemp IV caught a team-high eight passes and has now caught a pass in 18-straight games. He finished with a career-high 104 yards receiving, his first 100-yard receiving game of his career. He scored touchdowns of 21 and nine yards, his first two-touchdown game of his career.
- Kemp has 120 career receptions, tied with Germane Crowell (1994-97) for the 14th most in school history.
- Fentrell Cypress recorded his first career interception taking Sam Howell's pass to the end zone 66 yards. The return was the 11th longest in program history.

#### Score by Quarters:

Virginia	7	21	3	8	—	39
North Carolina	21	3	21	14	—	59

#### Scoring Summary:

1st 10:45 UNC - #11 J.Downs 59 yd pass from #7 S.Howell (#17 G.Atkins kick), 4-82, 01:14 0-7  
 1st 07:00 UNC - #11 J.Downs 37 yd pass from #7 S.Howell (#17 G.Atkins kick), 3-82, 01:16 0-14  
 1st 02:27 UVA - #21 W.Taulapapa 1 yd rush (#66 J.Duenkel kick), 10-72, 04:33 7-14  
 1st 02:16 UNC - #1 K.Brown 75 yd pass from #7 S.Howell (#17 G.Atkins kick), 1-75, 00:11 7-21  
 2nd 10:47 UNC - #17 G.Atkins 36 yd FG, 8-67, 02:41 7-24  
 2nd 09:13 UVA - #3 D.Wicks 40 yd pass from #5 B.Armstrong (#66 J.Duenkel kick), 4-75, 01:34 14-24  
 2nd 02:54 UVA - #0 J.Woods 1 yd pass from #5 B.Armstrong (#66 J.Duenkel kick), 7-49, 02:44 21-24  
 2nd 00:06 UVA - #4 B.Kemp 21 yd pass from #5 B.Armstrong (#66 J.Duenkel kick), 7-63, 00:55 28-24  
 3rd 12:50 UNC - #84 G.Walston 5 yd pass from #7 S.Howell (#17 G.Atkins kick), 5-74, 02:04 28-31  
 3rd 07:26 UNC - #4 C.Hood 5 yd rush (#17 G.Atkins kick), 9-37, 03:22 28-38  
 3rd 04:57 UVA - #66 J.Duenkel 34 yd FG, 9-58, 02:29 31-38  
 3rd 01:40 UNC - #19 T.Chandler 5 yd rush (#17 G.Atkins kick), 8-75, 03:17 31-45  
 4th 12:13 UNC - #88 K.Morales 3 yd pass from #7 S.Howell (#17 G.Atkins kick), 9-70, 03:20 31-52  
 4th 07:11 UVA - #4 B.Kemp 9 yd pass from #5 B.Armstrong (#0 J.Woods pass from #5 B.Armstrong), 12-75, 05:02 39-52  
 4th 02:57 UNC - #19 T.Chandler 7 yd rush (#17 G.Atkins kick), 8-65, 04:14 39-59

#### Attendance— 42,982

	UVA	UNC		UVA	UNC
<b>First Downs</b>	27	35			
<b>Rushes-Yards (Net)</b>	21	392	<b>Punts (Number-Avg)</b>	3-60.0	0-0
<b>Passing Yards (Net)</b>	553	307	<b>Fumbles-Lost</b>	2-0	0-0
<b>Passes Comp-Att-Int</b>	40-57-1	14-21-1	<b>Penalties-Yards</b>	9-102	7-59
<b>Total Offense Plays-Yards</b>	79-574	68-699	<b>Possession Time</b>	32:41	27:19
<b>Fumble Returns-Yards</b>	2-1	0-0	<b>Third-Down Conversions</b>	8 of 14	7 of 9
<b>Punt Returns-Yards</b>	3-110	0-0	<b>Fourth-Down Conversions</b>	2 of 2	0 of 1
<b>Kickoff Returns-Yards</b>	0-0	2-23	<b>Red-Zone Scores-Chances</b>	4-6	6-7
<b>Interception Returns-Yards</b>	1-66	1-0	<b>Sacks By: Number-Yards</b>	1-3	3-15

**RUSHING: VIRGINIA**- Rodriguez 3-14; Hollins 4-13; Thompson 3-11; Darrington 2-4; Taulapapa 2-2; Oluwatime 0-3; Armstrong 8-16 **UNC** - Ty Chandler 20-199; Sam Howell 15-115; Caleb Hood 9-66; Josh Henderson 3-16.  
**PASSING: VIRGINIA**- Brennan Armstrong 39-54-1 554; Thompson 0-0-1 -1; Wicks 0-1 0. **NORTH CAROLINA**- Sam Howell 14-21 307  
**RECEIVING: VIRGINIA**-Kemp 8-106, Wicks 7-183, Woods 9-47, Henry 4-66, Thompson 4-63; Hollins 4-34; Rodriguez 3-23; Walker Jr. 1-9; Misch 1-8; Fields 1-8; Armstead 1-6. **NORTH CAROLINA**-Downs 8-203; Walston 3-15; K. Brown 1-75; A. Green 1-11; Morales 1-3

### GAME 4 • Wake Forest 37, UVA, 17 Sept. 24 • Charlottesville, Va.

#### Game Notes

- Wake Forest extended its win streak to five games against Virginia, the longest in the series against UVA.
- The loss snapped the Cavaliers' six-game home win streak that dated back to last season.
- UVA dropped to 8-2 in night games at home under Bronco Mendenhall and 1-2 at night this season.
- The home loss for Virginia was only its third in its last 22 games at Scott Stadium.
- Virginia has accumulated 500 yards of total offense in four-straight games after 506 against Wake Forest (407 passing, 99 rushing).
- Brennan Armstrong threw for 300 yards for the fourth-straight game. Only Matt Schaub (8), Aaron Brooks (6), Bryce Perkins (5) and Armstrong (5) and have five or more 300-yard passing games in their careers. Armstrong is the only one of the group to throw for 300 in four consecutive games.
- The 407 yards passing by Armstrong was the fifth-highest total in program history.
- Of the six 400-yard passing games in UVA history, Armstrong has three of them. He threw for 405 against Illinois and 564 against North Carolina this season.
- Armstrong added two touchdown passes, to up his season total to 13. He joins Tajh Boyd (Clemson) Jerod Evans (Virginia Tech), Lamar Jackson (Louisville) and Philip Rivers (NC State) as the only ACC quarterbacks since 2000 to throw for 13 touchdowns in the first four games of the season.
- Armstrong added a season-high 33 yards rushing and accounted for 440 yards of total offense.
- Billy Kemp IV made seven catches and now has caught a pass in 19-straight games, a streak that dates back to Nov. 9, 2019.
- Kemp now has 127 receptions for his career, surpassing former teammate Terrell Jana for 12th place on UVA's career receptions list.
- Jelani Woods, Ra'Shaun Henry, Billy Kemp, Keytaon Thompson, Mike Hollins & Dontayvion Wicks have each caught a pass in all four games this season.
- Wicks caught a career-high eight passes for 114 yards and a touchdown. He has now caught three touchdowns in the last two games.
- Wicks is the first Cavalier wide receiver with back-to-back 100-yard receiving games since Hasise Dubois in 2019 (Virginia Tech & Clemson).
- Jelani Woods caught a 17-yard touchdown pass on the opening drive of the second half, his third receiving touchdown of the season and seventh of his career.
- Mike Hollins led the team with 127 all-purpose yards – 36 rushing yards, 20 receiving yards and 71 kick return yards on four tries.

#### Score by Quarters:

Wake Forest	10	10	14	3	—	37
Virginia	0	3	14	0	—	17

#### Scoring Summary:

1st 12:19 WFU - #83 T.Morin 39 yd pass from #10 S.Hartman (#4 N.Sciba kick), 9-75, 02:41 7-0  
 1st 02:34 WFU - #4 N.Sciba 46 yd FG, 12-67, 03:53 10-0  
 2nd 12:07 UVA - #66 J.Duenkel 21 yd FG, 10-71, 05:27 10-3  
 2nd 09:25 WFU - #14 J.Ellison 1 yd rush (#4 N.Sciba kick), 7-75, 02:42 17-3  
 2nd 01:31 WFU - #4 N.Sciba 23 yd FG, 15-71, 04:55 20-3  
 3rd 12:37 UVA - #0 J.Woods 17 yd pass from #5 B.Armstrong (#66 J.Duenkel kick), 7-85, 02:21 20-10  
 3rd 09:02 WFU - #85 B.Whiteheart 12 yd pass from #10 S.Hartman (#4 N.Sciba kick), 9-83, 03:35 27-10  
 3rd 05:02 uva - #3 D.Wicks 22 yd pass from #5 B.Armstrong (#53 B.Farrell kick), 9-92, 04:00 27-17  
 3rd 01:42 WFU - #9 A.Perry 12 yd pass from #10 S.Hartman (#4 N.Sciba kick), 9-75, 03:20 34-17  
 4th 12:56 WFU - #4 N.Sciba 35 yd FG, 7-27, 02:47 37-17

#### Attendance— 38,699

	WF	UVA		WF	UVA
<b>First Downs</b>	24	31	<b>Punts (Number-Avg)</b>	1-8	1-1
<b>Rushes-Yards (Net)</b>	203	99	<b>Fumbles-Lost</b>	0-0	1-0
<b>Passing Yards (Net)</b>	270	407	<b>Penalties-Yards</b>	5-40	11-83
<b>Passes Comp-Att-Int</b>	17-29-0	33-59-1	<b>Possession Time</b>	29:27	30:33
<b>Total Offense Plays-Yards</b>	74-473	86-506	<b>Third-Down Conversions</b>	7 of 16	8 of 16
<b>Fumble Returns-Yards</b>	2-1	0-0	<b>Fourth-Down Conversions</b>	2 of 2	0 of 3
<b>Punt Returns-Yards</b>	0-0	0-0	<b>Red-Zone Scores-Chances</b>	5-5	2-5
<b>Kickoff Returns-Yards</b>	1-15	4-71	<b>Sacks By: Number-Yards</b>	6-37	0-0
<b>Interception Returns-Yards</b>	1-0	0-0			

**RUSHING: WAKE FOREST**- Ellison 12-86; Turner 12-54; Beal-Smith 16-47 **VIRGINIA** - Hollins 6-36; Armstrong 1-7-33; Darrington 3-19; Walker Jr. 1-11  
**PASSING: WAKE FOREST**- Sam Hartman 17-29 270 **VIRGINIA**- Brennan Armstrong 33-59 407.  
**RECEIVING: WAKE FOREST**-Roberson 4-91; Perry 4-37; Morin 3-63; Williams 2-34; Whitehart 2-32; Stewart 1-8; Nya 1-5 **VIRGINIA**- Wicks 8-114; Kemp 7-65; Woods: 4-73; R. Henry 4-52; Fields 3-35; Thompson 2-35; Hollins 2-20; Darrington 2-9; Misch 1-4

## GAME 5 • UVA, 30 Miami 28, Sept. 30 • Miami Gardens, Fla.

### Game Notes

- Virginia snapped a five-game road losing streak and picked up its first road win since Nov. 2, 2019 at North Carolina.
- In its first appearance on ESPN Thursday night football since 2012, UVA improved to 7-6 all-time in the primetime slot.
- The victory at Hard Rock Stadium was Virginia's first since 2011. The Cavaliers had dropped six-straight games in the facility, including the 2019 Orange Bowl (to Florida).
- Virginia improves to 11-12 in night games under Bronco Mendenhall and 2-2 this season.
- The Cavaliers are 8-10 against Miami in ACC regular season action.
- Virginia recorded its second safety of the season. Virginia hasn't been credited with two safeties in a season since 2012.
- Virginia rushed for 181 yards, the most in an ACC contest since totaling 262 against Boston College last season.
- The 30 points were the most against Miami since 2014, a 30-13 victory in Charlottesville.
- Virginia held Miami to 372 yards of total offense, including a season-low 203 yards passing. The 203 yards passing were the fewest by an ACC opponent against UVA since Louisville's 161 in 2020.
- The Cavaliers held Miami to 10 yards of total offense in the first quarter.
- With a team-high 62 yards rushing, Taulapapa eclipsed 1,000 yards for his career, the 45th Cavalier rusher to reach 1,000 yards.
- Miami native, Mandy Alonso had career-highs sacks (2) and tackles for losses (3). He made the tackle on the first quarter safety.
- Dontayvion Wicks caught two passes for 75 yards and a touchdown all in the second half. He has a touchdown in four-straight games and leads the team with five on the season.
- Billy Kemp IV has caught a pass in 20-straight games after catching a game-high nine passes for 81 yards in the contest.
- Kemp jumped four spots on UVA's top-10 list for career receptions and now sits in sole possession of eighth place with 136 career catches.

### Score by Quarters:

Virginia	9	7	11	3	—	30
Miami	0	7	14	7	—	59

### Scoring Summary:

- 1st 07:21 UVA - #21 W.Taulapapa 1 yd rush (#53 B.Farrell kick), 11-80, 03:54 7-0  
 1st 01:10 UVA - #91 M.Alonso SAFETY, 00:04 9-0  
 2nd 02:30 MIA - #23 C.Harris 1 yd rush (#30 A.Borregales kick), 5-54, 01:39 9-7  
 2nd 00:50 UVA - #7 M.Hollins 25 yd rush (#53 B.Farrell kick), 8-80, 01:32 16-7  
 3rd 11:54 UVA - #53 B.Farrell 43 yd FG, 6-38, 01:59 19-7  
 3rd 09:42 MIA - #3 M.Harley 16 yd pass from #9 T.Van Dyke (#30 A.Borregales kick), 3-18, 00:37 19-14  
 3rd 05:50 UVA - #3 D.Wicks 36 yd pass from #5 B.Armstrong (#21 W.Taulapapa rush), 7-75, 03:52 27-14  
 3rd 01:04 MIA - #23 C.Harris 57 yd rush (#30 A.Borregales kick), 6-90, 01:52 27-21  
 4th 12:52 UVA - #53 B.Farrell 30 yd FG, 9-62, 03:12 30-21  
 4th 09:09 MIA - #9 T.Van Dyke 24 yd rush (#30 A.Borregales kick), 9-75, 03:43 30-28

### Attendance— 37,269

	UVA	UM	UVA	UM
<b>First Downs</b>	23	18	7-352	8-385
<b>Rushes-Yards (Net)</b>	181	169	<b>Fumbles-Lost</b>	0-0
<b>Passing Yards (Net)</b>	268	203	<b>Penalties-Yards</b>	7-60
<b>Passes Comp-Att-Int</b>	25-44-1	15-29-0	<b>Possession Time</b>	34:24
<b>Total Offense Plays-Yards</b>	79-449	69-372	<b>Third-Down Conversions</b>	9 of 18
<b>Fumble Returns-Yards</b>	0-0	0-0	<b>Fourth-Down Conversions</b>	0 of 0
<b>Punt Returns-Yards</b>	4-5	2-21	<b>Red-Zone Scores-Chances</b>	2-2
<b>Kickoff Returns-Yards</b>	2-31	0-0	<b>Sacks By: Number-Yards</b>	4-20
<b>Interception Returns-Yards</b>	0-0	1-9		3-19

**RUSHING: VIRGINIA**- Taulapapa 11-62; Thompson 3-47; Hollins 10-38; Armstrong 7-19; Kemp 1-9; Rodriguez 1-5; Darrington 1-2; TEAM 1- -1 **MIAMI** - Harris 14-111; Knighton 1-5-44; Smith 3-8; Van Dyke 8-6  
**PASSING: VIRGINIA**- Brennan Armstrong 25-44-1 268 **MIAMI** - Van Dyke 15-29-0 203  
**RECEIVING: VIRGINIA**-Kemp 9-81; Hollins 5-18; Thompson 4-55; Wicks 2-75; Rodriguez 2-24; Taulapapa 2-6; Henry 1-9 **MIAMI**-Harley 6-45; Rambo 5-99; Restrepo 1-45; B. Smith 1-8; K. Smith 1-6; Mallory 1-0

## GAME 6 • UVA 34, Louisville 33, Oct. 9 • Louisville, Ky.

### Game Notes

- Virginia recorded its first win in five tries at Cardinal Stadium and evened up the all-time series with Louisville, 5-5.
- The Cavaliers rallied from a 17-point fourth quarter deficit, the largest fourth-quarter comeback since overcoming a 10-point margin against Syracuse in 2015, ultimately prevailing 44-38 in three overtimes.
- Virginia has won back-to-back road games for the first time since 2017 (Boise State/UNC) and back-to-back road ACC games for the first time since 2011 (Miami/Maryland)
- Virginia outscored Louisville 21-3 in the fourth quarter, the most points in the fourth quarter all season. The Cavaliers scored 21 points one other time this season, the second quarter against North Carolina.
- The game's final touchdown came with 22 seconds on the clock, the first time UVA scored in the final minute to win a game since 2012 when Michael Rocco connected with Jake McGee for a 10-yard score to top Miami, 41-40.
- Ra'Shaun Henry had nine catches for 179 yards, both the most in his two seasons at UVA. His collegiate career-high came while at St. Francis (Pa.) when he caught 12 passes for 193 yards and three touchdowns against Delaware State in 2019.
- The 179 yards receiving are the second-most by a UVA wide receiver this season (Dontayvion Wicks - 183 at North Carolina) and the ninth-most ever by a UVA wide receiver in a game.
- Keytoan Thompson had a career high in receptions (10) and yards (149). He made four catches on the Virginia's final drive for 68 yards, including two on fourth down.
- Billy Kemp had eight catches on the afternoon, tying him with Heath Miller (2002-04) for sixth all-time on UVA's career receptions list with 145. He is six behind former teammate Hasise Dubois (2016-19) for fifth place.
- Brennan Armstrong was 40-of-60 for 487 yards and three touchdowns. The 60 pass attempts were a career-high. The 486 yards passing was the second-highest total in school history. He set the UVA passing record vs. North Carolina (554) earlier this year. Of the seven 400-yard games in program history, Armstrong has four of them.
- Armstrong has thrown for 300 yards in a game six times in his career and all but one game this season. The six, 300-yard games are tied with Aaron Brooks for the second most in UVA history.
- Armstrong moved into 10th place on UVA's all-time passing list with 4,835 yards, moving past Michael Rocco (2010-12) 4,731. Armstrong trails Marques Hagans (2002-05) by 42 yards for ninth place.
- Defensive back Coen King made a team-high, eight tackles, one shy of his career high. In the second quarter he forced a fumble and recovered it on a Louisville drive in UVA territory. It was only the second fumble recovery by the Virginia defense this season.

### Score by Quarters:

Virginia	10	3	0	21	—	34
Louisville	10	0	20	3	—	33

### Scoring Summary:

- 1st 12:33 UVA - #4 B.Kemp 14 yd pass from #5 B.Armstrong (#53 B.Farrell kick), 8-85, 02:24 7-0  
 1st 12:14 LOU - #8 T.Harrell 92 yd pass from #3 M.Cunningham (#32 J.Turner kick), 1-92, 00:12 7-7  
 1st 04:02 UVA - #53 B.Farrell 25 yd FG, 8-58, 03:07 10-7  
 1st 00:34 LOU - #32 J.Turner 28 yd FG, 9-65, 03:28 10-10  
 2nd 11:37 UVA - #53 B.Farrell 22 yd FG, 9-71, 03:57 13-10  
 3rd 12:47 LOU - #19 H.Hall 52 yd rush (#32 J.Turner kick), 5-75, 02:13 13-17  
 3rd 07:54 LOU - #32 J.Turner 28 yd FG, 5-15, 02:13 13-20  
 3rd 04:02 LOU - #15 J.Mitchell 3 yd rush (#32 J.Turner kick), 4-36, 01:44 13-27  
 3rd 01:29 LOU - #32 J.Turner 38 yd FG, 4-7, 01:52 13-30  
 4th 12:40 UVA - #99 K.Thompson 5 yd rush (#53 B.Farrell kick), 10-75, 03:49 20-30  
 4th 07:49 UVA - #0 J.Woods 3 yd pass from #5 B.Armstrong (#53 B.Farrell kick), 8-73, 03:44 27-30  
 4th 02:22 LOU - #32 J.Turner 40 yd FG, 6-63, 01:36 27-33  
 4th 00:22 UVA - #85 G.Misch 1 yd pass from #5 B.Armstrong (#53 B.Farrell kick), 12-75, 02:00 34-33

### Attendance— 40,320

	UVA	UL	UVA	UL
<b>First Downs</b>	26	20	<b>Punts (Number-Avg)</b>	4-155
<b>Rushes-Yards (Net)</b>	25-35	34-233	<b>Fumbles-Lost</b>	1-0
<b>Passing Yards (Net)</b>	487	207	<b>Penalties-Yards</b>	7-56
<b>Passes Comp-Att-Int</b>	40-61-2	17-28-0	<b>Possession Time</b>	33:42
<b>Total Offense Plays-Yards</b>	86-522	62-503	<b>Third-Down Conversions</b>	9 of 19
<b>Fumble Returns-Yards</b>	1-0	0-0	<b>Fourth-Down Conversions</b>	2 of 2
<b>Punt Returns-Yards</b>	2-27	0-0	<b>Red-Zone Scores-Chances</b>	6-6
<b>Kickoff Returns-Yards</b>	2-8	1-13	<b>Sacks By: Number-Yards</b>	0-0
<b>Interception Returns-Yards</b>	0-0	2-35		5-31

**RUSHING: VIRGINIA**- Taulapapa 10-42; Hollins 3-9; Darrington 1-4; Thompson 3-2; Rodriguez 1-1; Kemp 1-0; Armstrong 6- -23 **LOUISVILLE** - Hall 14-162; Cunningham 6-38; Mitchell 8-26; Cooley 6-7  
**PASSING: VIRGINIA**- Brennan Armstrong 40-60-2 487; TEAM -0-1 0 **LOUISVILLE** - Cunningham 17-25-0, 270; TEAM 0-3-0 0  
**RECEIVING: VIRGINIA**- Thompson 10-149; Henry 9-179; Kemp 8-47; Fields 3-60; Rodriguez 3-13; 2-13; Woods 2-10; Misch 2-8; Hollins, 2- -2; Wicks 1-19; Taulapapa 1-4 **LOUISVILLE**- Huggins-Bruce 4-70; Watkins 4-49; Ford 4-24; Harrell 2-100; Marshall 2-26; J. Johnson 1-1





GAME 7 • UVA 48, DUKE 0
Oct. 16 • Charlottesville, Va.

Game Notes

- Virginia has won seven-straight meetings against Duke and leads all-time series, 40-33. UVA is 16-6 against the Blue Devils since 2000.
Virginia is 49-45-2 all-time in homecomings games and has now won three-straight for the first time since 2007-09.
The Cavaliers scored 34 points in the first half, the most in an ACC game since 2004 against North Carolina.
Virginia intercepted two passes, the first multi-interception game of the season and first since picking off five against Duke in the 2020 season opener.
The Virginia defense held Duke to 110 yards rushing.
Mataeo Durant, who ranked second in the ACC in rushing coming into the game accumulated 82 yards on the ground, only the second time this season he was held under 100 yards.
The shutout was Virginia's first in ACC play since 2008 when it blanked Maryland, 31-0.
The 48-point margin of victory was the highest in the Bronco Mendenhall era.
The 48-0 shutout was the largest in ACC play since defeating Miami, 48-0 in 2007.
Virginia has two shutouts on the season (W&M, 43-0, Duke, 48-0).
Quarterback Brennan Armstrong passed for 364 yards, all in three quarters of action.
Wide receiver Billy Kemp IV caught six passes for 65 yards, his 22nd straight game with a reception.
Wide receiver Dontayvion Wicks led UVA with seven catches and 125 yards and a touchdown.
Specialist Brendan Farrell was a perfect 2-for-2 on field goals (31, 34) and was 5-for-5 on extra points.
Linebacker Nick Jackson made a game-high 11 tackles, the fourth time this season he has registered double-digit tackles.
Joey Blount recorded his seventh career interception and made four tackles (three solo).
De'Vante Cross intercepted a second quarter pass that setup Farrell's 34-yard field goal.
He has six career interceptions.

Score by Quarters:

Table with 5 columns: Duke, Q1, Q2, Q3, Q4, Total. Duke: 0, 0, 0, 0, 0. Virginia: 10, 24, 7, 7, 48.

Scoring Summary:

- 1st 12:05 UVA - #53 B.Farrell 31 yd FG, 7-62, 02:55 0-3
1st 02:43 UVA - #3 D.Wicks 20 yd pass from #5 B.Armstrong (#53 B.Farrell kick), 10-80, 03:54 0-10
2nd 12:29 UVA - #99 K.Thompson 1 yd rush (#53 B.Farrell kick), 8-68, 03:11 0-17
2nd 07:52 UVA - #5 B.Armstrong 7 yd rush (#53 B.Farrell kick), 10-65, 03:13 0-24
2nd 02:04 UVA - #53 B.Farrell 34 yd FG, 11-52, 04:06 0-27
2nd 00:05 UVA - #0 J.Woods 7 yd pass from #5 B.Armstrong (#53 B.Farrell kick), 8-51, 00:45 0-34
3rd 00:11 UVA - #26 D.Darrington 7 yd rush (#53 B.Farrell kick), 6-81, 02:56 0-41
4th 12:57 UVA - #32 R.Walker Jr. 2 yd rush (#53 B.Farrell kick), 4-47, 01:52 0-48

Attendance— 38,489

Statistical comparison table between Duke and UVA for Game 7. Includes categories like First Downs, Rushes-Yards, Passing Yards, Total Offense Plays-Yards, Fumble Returns-Yards, Punt Returns-Yards, Kickoff Returns-Yards, Interception Returns-Yards, Punts, Fumbles-Lost, Penalties-Yards, Possession Time, Third-Down Conversions, Fourth-Down Conversions, Red-Zone Scores-Chances, and Sacks By: Number-Yards.

RUSHING: DUKE- Durant 17-82; Leonard 6-18; Ja. Moore 4-9; Jo. Moore 1-3; Kyei-Donkor 2-3; Coleman 1-2; Waters 1- 2; Holmberg 3- -5 VIRGINIA - Darrington 5-60; Woolfolk 5-38; Armstrong 8-34; Taulapapa 5-19; Walker Jr. 5-8; Rodriguez 2-5; Thompson 2-1; Armstead 3-7; 1- -1
PASSING: DUKE- Holmberg 20-34-2 134; Leonard 8-12-0 81 VIRGINIA - Armstrong 25-45-0 364
RECEIVING: DUKE-Calhoun 53; Durant 5-5; Bobo 4-30; Dalmolin 3-24; J. Robertson 3-24; Garner 2-29; Pancol 2-19; Harding Jr. 2-14; Bowen-Sims 1-9; Marwede 1-8; VIRGINIA-Wicks 7-25; Kemp 6-65; Woods 5-58; Thompson 3-47; Starling 2-25; Henry 1-25; Fields 1-19

GAME 8 • UVA 48, GEORGIA TECH 40
Oct. 23 • Charlottesville, Va.

Game Notes

- Virginia won its fourth-straight ACC games for the first time since 2011.
The Cavaliers amassed 636 yards of total offense the sixth-most in a single game in program history and the most since 643 yards against Duke in 2010.
It marked the 43rd meeting between Georgia Tech and Virginia, the all-time series is even at 21-21-1.
The 48 points against Georgia Tech were the most by UVA since 1992, a 55-24 win in Charlottesville.
Virginia compiled 454 combined yards between the second and third quarters, outscoring the Yellow Jackets, 34-11 in that span.
Virginia rushed for 240 yards, its second highest total of the season and the most in an ACC contest since 262 against Boston College last season.
Brennan Armstrong accounted for 495 yards of total offense (396 passing, 99 yards rushing), the second-highest single-game total in program history.
Armstrong's 99 rushing yards were the most by a Cavalier this season.
Armstrong accounted for a career-high, six touchdowns (4 passing, 2 rushing).
Dontayvion Wicks recorded his fourth 100-yard receiving performance of the season, finishing with six catches for 168 yards and two touchdowns.
Wicks' had his second two-touchdown game of the season (at UNC).
Billy Kemp IV caught Brennan Armstrong's first pass of the night to extend his consecutive games with a reception streak to 23 games.
Kemp surpassed former teammate Hasise Dubois for fifth place all-time on UVA's reception list and now has 158 receptions at UVA.
For the second-straight game, Joey Blount intercepted a pass.
Noah Taylor blocked a point after try on Georgia Tech's second touchdown of the day, the first PAT block by UVA since Juan Thornhill blocked one at Indiana in 2018.

Score by Quarters:

Table with 5 columns: Georgia Tech, Q1, Q2, Q3, Q4, Total. Georgia Tech: 13, 3, 8, 16, 40. Virginia: 7, 17, 17, 7, 48.

Scoring Summary:

- 1st 13:20 GT - #2 K.McGowan 36 yd pass from #10 J.Sims (#42 B.Cimaglia kick), 5-75, 01:40 7-0
1st 06:28 GT - #4 D.Smith 3 yd rush (#42 B.Cimaglia kick blocked), 12-79, 05:05 13-0
1st 02:53 UVA - #4 B.Kemp 1 yd pass from #5 B.Armstrong (#53 B.Farrell kick), 9-75, 03:35 13-7
2nd 12:54 GT - #42 B.Cimaglia 26 yd FG, 13-66, 04:59 16-7
2nd 09:51 UVA - #3 D.Wicks 13 yd pass from #5 B.Armstrong (#53 B.Farrell kick), 7-83, 03:03 16-14
2nd 06:36 UVA - #3 D.Wicks 77 yd pass from #5 B.Armstrong (#53 B.Farrell kick), 3-82, 00:48 16-21
2nd 01:23 UVA - #53 B.Farrell 24 yd FG, 7-47, 02:36 16-24
3rd 09:41 UVA - #53 B.Farrell 26 yd FG, 11-67, 05:19 16-27
3rd 09:00 GT - #1 J.Gibbs 71 yd rush (#9 A.Boyd pass from #10 J.Sims), 2-75, 00:41 24-27
3rd 05:13 UVA - #5 B.Armstrong 4 yd rush (#53 B.Farrell kick), 8-75, 03:47 24-34
3rd 00:01 UVA - #5 B.Armstrong 14 yd rush (#53 B.Farrell kick), 8-77, 03:40 24-41
4th 08:59 GT - #42 B.Cimaglia 34 yd FG, 8-48, 03:27 27-41
4th 03:50 UVA - #2 R.Henry 20 yd pass from #5 B.Armstrong (#53 B.Farrell kick), 9-96, 05:09 27-48
4th 01:16 GT - #5 K.Norris 37 yd pass from #10 J.Sims (#42 B.Cimaglia kick), 8-75, 02:34 34-48
4th 00:22 GT - #2 K.McGowan 5 yd pass from #10 J.Sims (#10 J.Sims pass from #18 P.Harris failed), 5-51, 00:54 40-48

Attendance— 45,837

Statistical comparison table between Georgia Tech and UVA for Game 8. Includes categories like First Downs, Rushes-Yards, Passing Yards, Total Offense Plays-Yards, Fumble Returns-Yards, Punt Returns-Yards, Kickoff Returns-Yards, Interception Returns-Yards, Punts, Fumbles-Lost, Penalties-Yards, Possession Time, Third-Down Conversions, Fourth-Down Conversions, Red-Zone Scores-Chances, and Sacks By: Number-Yards.

RUSHING: GT- Gibbs 13-132; Sims 10-65; Mason 8-58; Smith 3-15 VIRGINIA - Armstrong 12-99; Thompson 7-65; Taulapapa 8-54; Darrington 3-22
PASSING: GT- Sims 27-44-1 300 VIRGINIA - Armstrong 29-43-0 396
RECEIVING: DUKE-McGowan 7-86; Sanders 6-79; McCollum 3-29; Gibbs 3-19; Mason 2-24; Carter 2-12; Leonard 2-9; Norris 1-37 VIRGINIA-Thompson 9-89; Kemp 8-50; Wicks 6-168; Taulapapa 2-6; Henry 1-20

## GAME 9 • BYU 66, UVA 49 Oct. 30 • Provo, Utah

### Game Notes

- The 115 combined points in the contest were the most ever in a UVA football game.
- Virginia scored 42 points in the first half the third highest total in school history
- UVA's 35 points in the second quarter were tied for the most in a single game (Colgate, 1970).
- Brennan Armstrong broke the school record for passing yards with an eight-yard completion to Jelani Woods in fourth quarter. He finished the game with 337 yards passing and upped his season total to 3,557, surpassing former teammate Bryce Perkins' mark of 3538 in 2019.
- Virginia scored a touchdown on six-straight possessions and all five drives in the second quarter.
- Virginia led the contest on three different occasions including at the half and the end of the third quarter.
- UVA is 3-3 all-time against BYU and 1-2 in Provo.
- The 300-yard passing game was Armstrong's ninth of his career, breaking Matt Schaub's record of eight.
- Brennan Armstrong's two rushing touchdowns were his sixth and seventh of the season. He now has 12 career rushing touchdowns, tied with Don Majkowski for the eighth most in school history.
- Virginia had been 7-0 when Armstrong rushed for a touchdown. The two-rushing touchdown performance is his fourth of his career and third of the season.
- Devin Darrington's 49-yard rushing touchdown was the longest of his career (both UVA & Harvard). It was also the longest rush by a Cavalier this season.
- Dontayvion Wicks recorded his fifth, 100-yard receiving game of the season. Only Germane Crowell (6 in 1997) and Kris Burd (5 in 2011) have five 100-yard receiving games in the same season in UVA history.
- Linebacker Nick Jackson matched his career-high with 16 tackles, nine of them were unassisted. The 16 tackles were the second most in a single-game by an ACC defender this season.
- Punter Jacob Finn had three punts for a total of 169 yards including a 59-yard blast, his longest of the season. His 46.4 punting average on 29 punts currently stands as the highest single-season total in program history.

### Score by Quarters:

Virginia	7	35	7	0	—	49
BYU	21	17	7	21	—	66

### Scoring Summary:

- 1st 12:43 BYU - #3 J.Hall 2 yd rush (#39 J.Oldroyd kick), 4-83, 01:18 0-7  
 1st 11:16 BYU - #25 T.Allgeier 1 yd rush (#39 J.Oldroyd kick), 4-11, 01:18 0-14  
 1st 08:04 BYU - #12 R.Nacua 26 yd pass from #3 J.Hall (#39 J.Oldroyd kick), 5-74, 01:40 0-21  
 1st 03:22 UVA - #5 B.Armstrong 5 yd rush (#53 B.Farrell kick), 12-75, 04:42 7-21  
 2nd 14:13 BYU - #25 T.Allgeier 4 yd rush (#39 J.Oldroyd kick), 10-75, 04:09 7-28  
 2nd 12:29 UVA - #0 J.Woods 40 yd pass from #5 B.Armstrong (#53 B.Farrell kick), 4-75, 01:44 14-28  
 2nd 09:59 UVA - #3 D.Wicks 70 yd pass from #5 B.Armstrong (#53 B.Farrell kick), 1-65, 00:39 21-28  
 2nd 07:27 BYU - #39 J.Oldroyd 32 yd FG, 8-60, 02:32 21-31  
 2nd 05:53 UVA - #26 D.Darrington 49 yd rush (#53 B.Farrell kick), 3-75, 01:34 28-31  
 2nd 01:59 UVA - #5 B.Armstrong 30 yd rush (#53 B.Farrell kick), 4-77, 01:46 35-31  
 2nd 01:27 BYU - #45 S.Nacua 40 yd pass from #3 J.Hall (#39 J.Oldroyd kick), 3-75, 00:32 35-38  
 2nd 00:22 UVA - #4 B.Kemp 12 yd pass from #5 B.Armstrong (#53 B.Farrell kick), 6-75, 01:05 42-38  
 3rd 13:08 BYU - #25 T.Allgeier 49 yd rush (#39 J.Oldroyd kick), 4-75, 01:52 42-45  
 3rd 02:10 UVA - #99 K.Thompson 2 yd pass from #5 B.Armstrong (#53 B.Farrell kick), 9-80, 04:46 49-45  
 4th 14:49 UVA - #2 N.Pau'u 10 yd pass from #3 J.Hall (#39 J.Oldroyd kick), 8-65, 02:21 49-52  
 4th 14:22 BYU - #25 T.Allgeier 31 yd rush (#39 J.Oldroyd kick), 2-31, 00:16 49-59  
 4th 07:12 BYU - #25 T.Allgeier 4 yd rush (#39 J.Oldroyd kick), 7-65, 03:28 49-66

### Attendance— 57,685

	UVA	BYU		UVA	BYU
<b>First Downs</b>	28	36	<b>Punts (Number-Avg)</b>	3-161	2-84
<b>Rushes-Yards (Net)</b>	25-216	46-385	<b>Fumbles-Lost</b>	1-1	0-0
<b>Passing Yards (Net)</b>	372	349	<b>Penalties-Yards</b>	4-40	6-55
<b>Passes Comp-Att-Int</b>	24-39-2	22-37-0	<b>Possession Time</b>	25:58	34:02
<b>Total Offense Plays-Yards</b>	64-588	83-734	<b>Third-Down Conversions</b>	4 of 10	6 of 11
<b>Fumble Returns-Yards</b>	0-0	0-0	<b>Fourth-Down Conversions</b>	2 of 3	1 of 1
<b>Punt Returns-Yards</b>	1-0	3-19	<b>Red-Zone Scores-Chances</b>	3-3	6-8
<b>Kickoff Returns-Yards</b>	0-0	0-0	<b>Sacks By: Number-Yards</b>	0-0	1-5
<b>Interception Returns-Yards</b>	0-0	2-24			

**RUSHING: VIRGINIA**- Armstrong 11-94; Darrington 2-60; Taulapapa 4-32; Thompson 5-23; Woolfolk 2-6; Woods 1-1 **BYU**- Allgeier 29-266; Hall 6-42; P.Nacua 1-28; Katoa 5-21; Pau'u 2-19; S. Nacua 1-7; McChesney 1-4  
**PASSING: VIRGINIA**- Armstrong 22-34-2 337; Woolfolk 2-5 35 **BYU**- Hall 22-37-0 349  
**RECEIVING: VIRGINIA**-Thompson 9-91; Wicks 4-125; Woods 3-68; Kemp 3-38; Henry 3-36; Taulapapa 1-9; Rodriguez 1-5 **BYU**- P.Nacua 8-107; S. Nacua 3-107; Pau'u 3-39; Allgeier 3-25; Hill 2-49; Rex 2-15; Wake 1-7

## 42 | VIRGINIA FOOTBALL

## GAME 10 • NOTRE DAME 28, UVA 3 Nov. 13 • Charlottesville, Va.

### Game Notes

- Virginia dropped to 0-4 all-time against Notre Dame.
- The Cavalier defense forced four turnovers, a fumble recovery, interception and two turnovers on downs.
- Virginia held Notre Dame to just seven, second-half points, the fourth time this season an opponent has scored seven or less points in second half (William & Mary, Illinois, Duke, Notre Dame). It was the first time Notre Dame was held to seven or less in the second half since its season opener against Florida State.
- The announced attendance of the game was 48,584, the largest crowd at Scott Stadium this season and the most since the 2019 season finale against Virginia Tech.
- It was the first time Virginia was held scoreless in the first half since 2017 (Virginia Tech)
- Freshman Jay Woolfolk became the first true freshman to start at quarterback for UVA since 1977, when Bryan Shumock started the first five games of the season.
- Woolfolk threw for 196 yards the most ever by a true freshman starting quarterback, eclipsing Scott Gardner's 189 yard performance against North Carolina in 1972.
- Keytaon Thompson led UVA with nine catches and 110 yards receiving. It was his second 100-yard receiving game of the season and the third-straight game with nine receptions.
- Wide receiver Billy Kemp IV passed Taquan Mizell (162) for fourth place on UVA's career receptions list. Kemp caught four passes for 37 yards on the night and now has 165 receptions in his career. Kemp has caught a pass in 25-straight games.
- Dontayvion Wicks became the fifth Cavalier ever to go over the 1,000-yard receiving mark. He caught two passes for 32 yards and now has 1,004 on the year.
- Thompson, Kemp, and Wicks have a catch in all 10 games this season.
- Defensive back Anthony Johnson was credited with second interception of the season, picking of Jack Coan in the third quarter. The interception was his fourth of his career.
- Noah Taylor recovered a fumble in the red zone, his first career fumble recovery.

### Score by Quarters:

Notre Dame	7	14	7	0	—	28
Virginia	0	0	0	3	—	3

### Scoring Summary:

- 1st 04:53 UND - #87 M.Mayer 6 yd pass from #17 J.Coan (#39 J.Doerer kick), 6-43, 02:40 7-0  
 2nd 14:11 UND - #0 B.Lenzy 4 yd pass from #17 J.Coan (#39 J.Doerer kick), 7-60, 03:28 14-0  
 2nd 04:33 UND - #23 K.Williams 22 yd rush (#39 J.Doerer kick), 9-80, 04:13 21-0  
 3rd 01:41 UND - #4 K.Austin 15 yd pass from #17 J.Coan (#39 J.Doerer kick), 5-61, 02:20 28-0  
 4th 12:16 UVA - #53 B.Farrell 34 yd FG, 10-59, 04:25 28-3

### Attendance— 48,584

	ND	UVA		ND	UVA
<b>First Downs</b>	23	17	<b>Punts (Number-Avg)</b>	1-34	4-136
<b>Rushes-Yards (Net)</b>	38-249	30-82	<b>Fumbles-Lost</b>	1-1	1-0
<b>Passing Yards (Net)</b>	174	196	<b>Penalties-Yards</b>	4-32	6-51
<b>Passes Comp-Att-Int</b>	18-24-1	18-34-2	<b>Possession Time</b>	29:41	30:19
<b>Total Offense Plays-Yards</b>	62-423	64-278	<b>Third-Down Conversions</b>	7 of 11	5 of 14
<b>Fumble Returns-Yards</b>	0-0	1-0	<b>Fourth-Down Conversions</b>	1 of 3	1 of 3
<b>Punt Returns-Yards</b>	1-0	0-0	<b>Red-Zone Scores-Chances</b>	3-4	1-2
<b>Kickoff Returns-Yards</b>	1-14	2-44	<b>Sacks By: Number-Yards</b>	7-34	0-0
<b>Interception Returns-Yards</b>	2-14	1-0			

**RUSHING: NOTRE DAME**- Williams 14-70; Diggs 9-64; Styles 1-37; Tyree 6-32; Lenzy 1-31; Buchner 3-10; Coan 3-7; Team 1- -2 **VIRGINIA**- Hollins 9-44; Woolfolk 16-15; Darrington 2-12; Thompson 3-11  
**PASSING: NOTRE DAME**- Coan 15-20-1 132; Buchner 3-3-0 42 **VIRGINIA**- Woolfolk 18-33-2 196; Wicks 0-1-0 0  
**RECEIVING: NOTRE DAME**-Mayer 7-84; Austin 5-38; Lenzy 3-23; Williams 2-15; Evans 1-8; Styles 4-4; Tyree 1-1 **VIRGINIA**- Thompson 9-110; Kemp 4-37; Wicks 2-32; Woods 2-13; Henry 1-4



### GAME 11 • PITT 48, UVA 38 Nov. 20 • Pittsburgh, Pa.

#### Game Notes

- Pittsburgh snapped Virginia's four-game ACC win streak.
- The UVA defense matched a season-high with two interceptions, only the second multi-interception game for Pitt's Kenny Pickett this season.
- Virginia accumulated 514 yards of total offense, the ninth time this season the Cavaliers have gone over the 500-yard threshold.
- Quarterback Brennan Armstrong returned after missing the previous game due to injury and threw for 487 yards and three touchdowns. It marked the fifth time this season he has thrown for 400 or more yards. The 487 yards tied his own mark set against Louisville (Oct. 9, 2021) for the second most in a single game in UVA history. Armstrong now owns the three highest single game yardage totals in UVA history.
- Armstrong broke UVA's single-season passing touchdown record with a 7-yard touchdown to Jelani Woods in the second quarter. His 30 for the season surpass Matt Schaub's 28 in 2002.
- Keytaon Thompson finished with a career-high 11 receptions and had 126 yards receiving. It was Thompson's second-straight 100-yard receiving effort and third 100-yard game of the season. Thompson scored two touchdowns (one receiving, one rushing).
- Dontayvion Wicks had a career-best, 10 catches and totaled a team-best, 144 yards receiving. It was Wicks' sixth 100-yard game of the season, tying Germane Crowell (1997) for the most 100-yard receiving games in a season in UVA history.
- Wicks has 1,148 yards receiving in 2021, the second most ever by a UVA wide out. He trails Herman Moore's school-record of 1,190 yards set in 1990.
- Billy Kemp, Thompson, Wicks, Ra'Shaun Henry have each caught a pass in all 11 games this season.
- Defensive back Joey Blount recorded a sack and an interception to go along with four tackles. The sack in the second quarter was his first of the season and first since Oct. 30, 2019 against Clemson. In the 2019 season opener at Pitt he made seven tackles, had two sacks and intercepted a pass.
- The interception for Blount was his ninth of his career and his third of the season, matching his career-high total of three in 2019.

#### Score by Quarters:

Virginia	7	14	10	7	—	38
Pitt	0	24	10	14	—	48

#### Scoring Summary:

1st 10:28 UVA - #99 K.Thompson 3 yd pass from #5 B.Armstrong (#53 B.Farrell kick), 10-70, 04:32 7-0  
 2nd 14:56 PIT - #3 J.Addison 11 yd pass from #8 K.Pickett (#91 S.Scarton kick), 10-88, 03:23 7-7  
 2nd 10:01 PIT - #3 J.Addison 18 yd pass from #8 K.Pickett (#91 S.Scarton kick), 8-75, 02:54 7-14  
 2nd 06:52 UVA - #7 M.Hollins 2 yd rush (#53 B.Farrell kick), 6-75, 03:09 14-14  
 2nd 06:39 PIT - #2 I.Abanikanda 98 yd kickoff return (#91 S.Scarton kick), 00:00 14-21  
 2nd 02:49 PIT - #91 S.Scarton 36 yd FG, 7-20, 02:25 14-24  
 2nd 00:52 UVA - #0 J.Woods 7 yd pass from #5 B.Armstrong (#53 B.Farrell kick), 9-75, 01:57 21-24  
 3rd 12:53 UVA - #53 B.Farrell 30 yd FG, 4-0, 01:28 24-24  
 3rd 08:32 PIT - #3 J.Addison 34 yd pass from #8 K.Pickett (#91 S.Scarton kick), 5-55, 01:53 24-31  
 3rd 05:06 UVA - #99 K.Thompson 8 yd rush (#53 B.Farrell kick), 7-75, 03:26 31-31  
 3rd 01:46 PIT - #91 S.Scarton 23 yd FG, 10-70, 03:20 31-34  
 4th 09:43 PIT - #9 R.Hammond Jr. 1 yd rush (#91 S.Scarton kick), 15-78, 05:34 31-41  
 4th 09:18 UVA - #2 R.Henry 39 yd pass from #5 B.Armstrong (#53 B.Farrell kick), 2-75, 00:25 38-41  
 4th 02:10 PIT - #3 J.Addison 62 yd pass from #8 K.Pickett (#91 S.Scarton kick), 5-77, 01:37 38-48

#### Attendance— 45,183

	UVA	Pitt		UVA	Pitt
<b>First Downs</b>	27	28	<b>Punts (Number-Avg)</b>	6-245	3-122
<b>Rushes-Yards (Net)</b>	24-27	38-169	<b>Fumbles-Lost</b>	2-0	1-0
<b>Passing Yards (Net)</b>	487	340	<b>Penalties-Yards</b>	8-65	8-65
<b>Passes Comp-Att-Int</b>	36-51-1	26-42-2	<b>Possession Time</b>	30:05	29:55
<b>Total Offense Plays-Yards</b>	75-514	80-509	<b>Third-Down Conversions</b>	5 of 13	5 of 14
<b>Fumble Returns-Yards</b>	0-0	0-0	<b>Fourth-Down Conversions</b>	0 of 1	2 of 2
<b>Punt Returns-Yards</b>	0-0	2-38	<b>Red-Zone Scores-Chances</b>	5-6	5-5
<b>Kickoff Returns-Yards</b>	0-0	1-98	<b>Sacks By: Number-Yards</b>	3-26	5-31
<b>Interception Returns-Yards</b>	2-33	1-0			

**RUSHING: VIRGINIA**- Hollins 7-30; Thompson 3-17; Taulapapa 2-11; Darrington 3-3; Team 1- -7; Armstrong 8- -27 **PITT** - Davis 12-100; Hammond Jr. 15-66; Abanikanda 3-19; Team - 2- -2; Pickett 6- -14

**PASSING: VIRGINIA**- Armstrong 36-49-1 487; Thompson 0-1-0 **PITT** - Pickett 26-41-2 340; Patti 0-1-0 0

**RECEIVING: VIRGINIA**- Thompson 11-126; Wicks 10-144; Woods 6-75; Henry 3-76; Kemp 3-24; Fields 2-32; Darrington 1-10 **PITT**- Addison 14-202; Wayne 4-28; Jacques-Louis 2-33; Bartholomew 2-32; Krull 2-23; Abanikanda 1-15; Tipton 1-7

### GAME 12 • VIRGINIA TECH 29, UVA 24 Nov. 27 • Charlottesville, Va.

#### Game Notes

- Virginia eclipsed the 400-point mark for the season, only the fourth time in school history UVA has scored 400 points in a season. The 420 total points this season are the third-most in program history.
- The Virginia defense matched a season-high with four sacks in the contest.
- Saturday was the final game for Kim Kirschnick who served the Virginia football program as the mounted Cavalier on horseback for the past 21 seasons. He led the Cavalier football team on the field for the past 21 seasons, more than 140 games and a number of bowl games.
- Wide receiver Dontayvion Wicks set the Virginia single-season receiving yardage record on a 19-yard reception on UVA's second scoring drive in the first quarter. He surpassed Herman Moore's mark of 1,190 yards set back in 1990.
- Wicks finished with three catches for 55 yards on eight targets. He now has 1,203 yards on the season.
- Brennan Armstrong broke UVA's single-season total offense record with a 27-yard pass to Wicks on UVA's second play of the game. The record was previously held by Bryce Perkins - 4,307 in 2019. Armstrong now has 4,705 on the season which is fifth-most in ACC history.
- Armstrong rushed for his eighth and ninth touchdowns of the season. The nine rushing touchdowns are the sixth most by a UVA quarterback in school history. He now has 14 for his career, the sixth most ever by a UVA quarterback.
- Armstrong threw for over 400 yards for the sixth time this season and went over the 300-yard mark for the 11th time in his career, both school records. His 405 yards in the contest was the most ever by a UVA quarterback against Virginia Tech.
- Armstrong has 4,449 yards passing this season, the fourth-highest single-season total in ACC history.
- Jelani Woods caught a career-high seven passes and racked up 64 yards receiving. His touchdown on the opening drive of the game was his eighth of the season, the second most by a tight end in UVA history and one shy of Heath Miller's school record of nine in 2002.
- Woods has 598 yards receiving on the season, the third most ever by a UVA tight end.
- West Weeks recorded his first sack of the season, a 14-yard loss that forced a VT fourth down late in the second quarter.
- Nick Jackson had 10 tackles, the third-straight double-digit tackle game by the linebacker. He has seven 10+ tackle games this season and a total of 117 tackles on the year.
- Elliott Brown had a career-high, two sacks to go along with four tackles.
- Billy Kemp led the Cavaliers with eight catches and 102 yards receiving. The 100-yard game was his second of the season and third of his career.

#### Score by Quarters:

Virginia Tech	7	10	7	5	—	29
Virginia	14	7	3	0	—	24

#### Scoring Summary:

1st 06:20 UVA - #0 J.Woods 11 yd pass from #5 B.Armstrong (#53 B.Farrell kick), 10-86, 04:10 0-7  
 1st 05:12 VaT - #9 T.Robinson 61 yd pass from #3 B.Burmeister (#96 J.Romo kick), 3-75, 01:08 7-7  
 1st 00:54 UVA - #5 B.Armstrong 1 yd rush (#53 B.Farrell kick), 11-75, 04:18 7-14  
 2nd 06:05 VaT - #5 R.Blackshear 18 yd rush (#96 J.Romo kick), 5-53, 02:34 14-14  
 2nd 03:32 UVA - #5 B.Armstrong 5 yd rush (#53 B.Farrell kick), 6-75, 02:33 14-21  
 2nd 00:00 VaT - #96 J.Romo 32 yd FG, 14-60, 03:32 17-21  
 3rd 12:30 UVA - #53 B.Farrell 34 yd FG, 7-59, 02:30 17-24  
 3rd 10:19 VaT - #3 B.Burmeister 3 yd pass from #9 T.Robinson (#96 J.Romo kick), 6-81, 02:11 24-24  
 4th 09:31 VaT - #96 J.Romo 38 yd FG, 12-71, 07:24 27-24  
 4th 03:17 VaT - SAFETY, 01:01 29-24

#### Attendance— 46,445

	VT	UVA		VT	UVA
<b>First Downs</b>	20	26	<b>Punts (Number-Avg)</b>	3-111	2-85
<b>Rushes-Yards (Net)</b>	47-346	23-55	<b>Fumbles-Lost</b>	2-1	2-1
<b>Passing Yards (Net)</b>	144	419	<b>Penalties-Yards</b>	10-84	6-65
<b>Passes Comp-Att-Int</b>	7-16-0	31-47-1	<b>Possession Time</b>	31:18	28:42
<b>Total Offense Plays-Yards</b>	63-464	70-474	<b>Third-Down Conversions</b>	5 of 12	5 of 10
<b>Fumble Returns-Yards</b>	0-0	0-0	<b>Fourth-Down Conversions</b>	0 of 1	0 of 2
<b>Punt Returns-Yards</b>	0-0	2-38	<b>Red-Zone Scores-Chances</b>	4-5	4-5
<b>Kickoff Returns-Yards</b>	2-53	0-0	<b>Sacks By: Number-Yards</b>	2-23	4-22
<b>Interception Returns-Yards</b>	1-14	0-0			

**RUSHING: VIRGINIA TECH** - Blumrick 18-169; Burmeister 12-115; Blumrick 10-28; Thomas 4-12; Robinson 1- -2; Team 2- -2 **VIRGINIA**- Taulapapa 5-23; Hollins 4-16; Woolfolk 1-13; Darrington 3-9; Armstrong 9-7; Thompson 1-3; Haskins 1- -16

**PASSING: VIRGINIA TECH** - Burmeister 6-14-0 141; Blumrick 0-1-0 0; Robinson 1-1-1 3 **VIRGINIA**- Armstrong 29-45-1 405; Woolfolk 2-2-0 14

**RECEIVING: VIRGINIA TECH**- Robinson 3-89; Lofton 2-42; Smith 1-10; Burmeister 1-3 **VIRGINIA**- Kemp 8-102; Thompson 7-91; Woods 7-64; Wicks 3-55; Henry 2-30; Taulapapa 2-25; Darrington 1-34; Fields 1-18



### A VIRGINIA PLAYER HAD...

**200 yards rushing:** 223, Alvin Pearman vs. Duke, 2004  
**150 yards rushing:** 164, Bryce Perkins vs. Virginia Tech, 2019  
**100 yards rushing:** 130, Brennan Armstrong vs. Boston College, 2020  
**30 carries:** 30, Cedric Peerman vs. North Carolina, 2007  
**25 carries:** 26, Jordan Ellis vs. South Carolina, 2018  
**4 TDs rushing:** 4, Keith Payne vs. Richmond, 2010  
**3 TDs rushing:** 3, Bryce Perkins vs. Duke, 2019  
**2 TDs rushing:** 2, Brennan Armstrong vs. Virginia Tech, 2021  
**3 TDs rushing by a QB:** 3, Bryce Perkins vs. Duke, 2019  
**2 TDs rushing by a QB:** 2, Brennan Armstrong vs. Virginia Tech, 2021  
**QB rushed for 100 yards:** 130, Brennan Armstrong vs. Boston College, 2020  
**QB rushed for 100 yards in back-to-back games:** Bryce Perkins at UNC, vs. GT, 2019  
**2 rushers with 100+ yards:** Jordan Ellis (146) and Bryce Perkins (108) vs. Richmond, 2018  
**2 rushers with 2 TDs:** Bryce Perkins (3), Wayne Taulapapa (2) vs. Duke, 2019  
**75+ yard run:** 75 (TD) Jordan Ellis vs. Ohio, 2018  
**50+ yard run:** 60 (TD) Brennan Armstrong vs. Boston College, 2020  
**10+ receptions:** 11, Keytaon Thompson & 10 Dontayvion Wicks at Pitt, 2021  
**200 yards receiving:** 247, Olamide Zaccheaus vs. Ohio, 2018  
**150 yards receiving:** 168, Dontayvion Wicks vs. Georgia Tech, 2021  
**100 yards receiving:** 102, Billy Kemp vs. Virginia Tech, 2021  
**100 yards receiving in back-to-back games:** Keytaon Thompson vs. Notre Dame (101)/at Pitt (126)  
**100 yards receiving in three-straight games:** Dontayvion Wicks vs. Duke (125)/Georgia Tech (168)/BYU (125)  
**4 TDs receiving:** 4, Ed Carrington at Maryland, 1965  
**3 TDs receiving:** 3, Olamide Zaccheaus vs. South Carolina, 2018  
**2 TDs receiving:** 2, Dontayvion Wicks vs. Georgia Tech, 2021  
**2 receivers with 100 yards receiving:** 144, Dontayvion Wicks at Pitt, 2021  
     126, Keytaon Thompson at Pitt, 2021  
**3 receivers with 100 yards receiving:** 136, Doni Dowling vs. UConn, 2017  
     127, Andre Levrone vs. UConn, 2017  
     122, Olamide Zaccheaus vs. UConn, 2017  
**2 receivers with 2 TDs:** Ryan Sawyer (2), Heath Miller (2) vs. Wake Forest, 2002  
**70+ yard pass play:** 70 (TD), Dontayvion Wicks from Brennan Armstrong at BYU, 2021  
**50+ yard pass play:** 70 (TD), Dontayvion Wicks from Brennan Armstrong at BYU, 2021  
**An OL caught a pass:** Elton Brown vs. Florida State, 2004  
**Attempted 60 passes:** 60, Brennan Armstrong at Louisville, 2021  
**Attempted 50 passes:** 59, Brennan Armstrong vs Wake Forest, 2021  
**Attempted 40 passes:** 49, Brennan Armstrong vs. Virginia Tech, 2021  
**Completed 40 passes:** 40, Brennan Armstrong at Louisville, 2021  
**Completed 30 passes:** 36, Brennan Armstrong at Pitt, 2021  
**Completed 25 passes:** 29, Brennan Armstrong vs Virginia Tech, 2021  
**500 yards passing:** 554, Brennan Armstrong at North Carolina, 2021  
**400 yards passing:** 405, Brennan Armstrong vs. Virginia Tech, 2021  
**300 yards passing:** 337, Brennan Armstrong at BYU, 2021  
**250 yards passing:** 268, Brennan Armstrong at Miami, 2021  
**Three Consecutive 400-yard passing games:** Brennan Armstrong vs. Illinois (405), at North Carolina (554), vs. Wake Forest 2021 (407)  
**Four Consecutive 300-yard passing games:** Brennan Armstrong at Louisville (487), Duke (364), Georgia Tech (396), at BYU (337)  
**6 TD passes:** 6, Dan Ellis vs. Duke, 2000  
**5 TD passes:** 5, Brennan Armstrong vs. Illinois, 2021  
**4 TD passes:** 4, Brennan Armstrong at BYU, 2021  
**3 TD passes:** 3, Brennan Armstrong at Pitt, 2021  
**A non-QB threw a TD pass:** Olamide Zaccheaus (WR) 15 yards to Evan Butts vs. Duke, 2015  
**Threw 3+ interceptions:** 3, Bryce Perkins vs. Miami, 2018  
**400 yards total offense in four-straight Games:** Brennan Armstrong, 2021 (436 vs. Illinois; 538 at North Carolina; 440 vs. Wake Forest; 431 at BYU)  
**500 yards total offense:** 553, Brennan Armstrong at North Carolina, 2021  
**400 yards total offense:** 460, Brennan Armstrong at Pitt, 2021  
**300 yards total offense:** 398, Brennan Armstrong vs. Duke, 2021  
**200 All-purpose yards:** 200, Joe Reed at Georgia Tech, 2018  
**Intercepted 3 passes:** 3, Rodney McLeod at Maryland, 2011  
**Intercepted 2 passes:** 2, Brenton Nelson vs. Duke, 2020  
**2 Players Intercepted 2 passes:** 2, Bryce Hall & Juan Thornhill at Duke, 2016  
**INT by a lineman:** David Dean at Virginia Tech, 2014  
**INT by a linebacker:** D'Sean Perry vs. Abilene Christian, 2020  
**INT at or behind line of scrimmage:** David Dean at Virginia Tech, 2014  
**INT Return for a TD:** 85 yards, Noah Taylor vs. Louisville, 2020  
**INT Return for a TD by a DB:** 85 yards, Nick Grant vs. William & Mary, 2019  
**INT Return for a TD by a linebacker:** 84 yards, D'Sean Perry vs. Abilene Christian, 2020  
**INT Return for a TD by a lineman:** 3 yards by David Dean at Virginia Tech, 2014  
**2 INTs for Touchdowns:** 2, Randy Neal vs. Virginia Tech, 1992  
**2 players with INTs for TD:** Muffin Curry and Tony Franklin vs. W. Mich., 2003  
**4 sacks:** 4, Charles Snowden vs. North Carolina, 2020  
**3 sacks:** 4, Charles Snowden vs. North Carolina, 2020  
**4+ TFLs:** 4, Nick Jackson vs. Duke, 2021  
**15+ Tackles:** 16, Nick Jackson at BYU, 2020  
**4+ PBUs:** 4, Bryce Hall vs. Ohio, 2018  
**Defensive Extra Point:** Juan Thornhill at Indiana, 2018 (blocked PAT, scoop & score)  
**Fumble recovery for TD:** Eli Hanback vs. Virginia Tech, 2019 (0 yards)  
**2 Fumble Recoveries:** 2, Eli Hanback vs. Ohio, 2018  
**Five Field Goals:** 5, Chris Gould vs. North Carolina, 2007  
**Four Field Goals:** 4, Ian Frye at Miami, 2015  
**Three Field Goals:** 3, Brian Delaney vs. Boston College, 2020  
**Missed a PAT:** Brian Delaney vs. North Carolina, 2020  
**Blocked a Punt:** Noah Taylor at Pitt, 2019  
**Blocked Punt for a Touchdown:** Trey Womack blocked punt & Bill Schautz returned it 20 yards for TD at Miami, 2009  
**Blocked a Field Goal:** Nick Grant vs. William & Mary, 2021  
**Blocked a PAT Attempt:** Noah Taylor vs. Georgia Tech, 2021  
**Punt return for TD:** Maurice Canady vs. William & Mary, 2015 (74 yards)  
**Kickoff return for TD:** Joe Reed vs. Duke, 2019 (95 yards)  
**Two-point conversion:** Wayne Taulapapa rush at Miami, 2021

### 44 | VIRGINIA FOOTBALL

### VIRGINIA...

**Scored 60 points:** 62-14 vs. NC State, 1997  
**Scored 50 points:** 55-15 vs. Abilene Christian, 2020  
**Scored 40 points:** 49-66 at BYU, 2021  
**Scored 30 points:** 38-48 at Pitt, 2021  
**Defeated a ranked team:** 44-41 vs. No. 15 North Carolina, 2020  
**Defeated a ranked team on the road:** 14-13 at No. 23 Florida State, 2011  
**Defeated a AP Top-10 opponent:** 26-21 vs No. 4 Florida State, 2005  
**Scored 40+ points vs. a ranked team:** 49-66 at No. 25 BYU, 2021  
**Recorded a Shutout:** 48-0 vs. Duke, 2021  
**Recorded a Shutout vs. ACC Opponent:** 48-0 vs. Duke, 2021  
**Held a team without a TD:** vs. Duke, 2021  
**Held an ACC team without a TD:** vs. Duke, 2021  
**Was Shut out:** by Virginia Tech, 2017 (10-0)  
**Scoreless first half:** vs. Notre Dame, 2021  
**Scoreless second half:** at Navy, 2017  
**Did not score a TD:** vs Notre Dame, 2021  
**Did not score an offensive TD:** vs Notre Dame, 2021  
**Scored a TD on offense, defense and special teams:** vs. William & Mary, 2019  
**Had 300 rushing yards:** 301 vs. Richmond, 2018  
**Had 200 rushing yards:** 216 at BYU, 2021  
**Had fewer than 100 rushing yards:** 55 vs. Virginia Tech, 2021  
**Had negative yards rushing:** -3 vs. Wyoming, 2007  
**Had 200 yards passing:** 268 at Miami, 2021  
**Had 300 yards passing:** 372 at BYU, 2021  
**Had 400 yards passing:** 419 vs. Virginia Tech, 2021  
**Had 500 yards passing:** 553 at North Carolina, 2021  
**Attempted 60 passes:** 61 at Louisville, 2021  
**Attempted 50 passes:** 51 vs Pitt, 2021  
**Completed 40 passes:** 43 vs. Illinois, 2021  
**Passed for 5 touchdowns or more:** 5 vs. Illinois, 2021  
**Had fewer than 100 yards passing:** 92 vs. Miami, 2018  
**Had 600 yards of total offense:** 636 vs. Georgia Tech, 2021  
**Had 500 yards of total offense:** 514 at Pitt, 2021  
**Had 400 yards of total offense:** 449 at Miami, 2021  
**Had fewer than 100 yards of total offense:** 90 vs. Maryland, 1980  
**Had consecutive games, 500 yards of total offense:** 2021, Georgia Tech (636) at BYU (588)  
**Had five consecutive games, 500 yards of total offense:** 2021, (545 vs. William & Mary, 556 vs. Illinois & 577 at North Carolina, 506 vs. Wake Forest, 588 at BYU)  
**Kicked 5 field goals:** 5 vs. North Carolina, 2007  
**Had 7 or more sacks in a game:** 7 vs. William & Mary, 2019  
**Had 6 or more sacks in a game:** 6 vs. Virginia Tech, 2019  
**Had 5 or more sacks in a game:** 5 vs. North Carolina, 2020  
**Had 4 or more sacks in a game:** 4 vs. Virginia Tech, 2021  
**Had 10 or more TFL in a game:** 11 at Miami, 2020  
**Missed extra point kick:** vs. North Carolina, 2020  
**Had a FG attempt blocked:** at Miami, 2019  
**Had successful two-point conversion:** at Miami, 2021  
**Forced 7 or more turnovers:** 7 vs. Duke, 2020  
**Forced 5 or more turnovers:** 7 vs. Duke, 2020  
**Had 5 or more turnovers:** 5 at Notre Dame, 2019  
**Blocked 2 punts in a game:** 2 at Miami, 2009  
**Blocked 2 kicks in a game:** 2 at Indiana, 2018 (PAT, FG)  
**Blocked 2 field goals in a game:** 2 vs. Richmond, 2008  
**Blocked a field goal:** 1 vs. William & Mary, 2021  
**Did not punt:** vs. William & Mary, 2019  
**Had no turnovers:** vs. Georgia Tech, 2021  
**Had no turnovers in back-to-back games:** at UNC, vs. GT, vs. Liberty, 2019  
**Overtime game:** at Virginia Tech, 2018  
**Recorded a Safety:** at Miami, 2021  
**Was not penalized:** Richmond, 2016  
**Had 1 penalty:** at North Carolina, 2019  
**100+ penalty yards:** 102 at North Carolina, 2021  
**10+ penalties:** 10 vs. Boston College, 2020  
**Trailed after three quarters, but rallied to win:** at Louisville (17 points)  
**Trailed in the fourth quarter by 10+ points, but rallied to win:** at Louisville, 2021 (17 points)  
**Trailed in a game by 15+ points, but rallied to win:** vat Louisville, 2021 (17 points)  
**Trailed in a game by 20+ points, but rallied to win:** vs. North Carolina, 2002 (21 points)  
**Did not lose a fumble:** vs. Notre Dame, 2021  
**90+ offensive plays:** 93 vs. NC State, 2020  
**100+ offensive plays:** 102 at BYU, 2014  
**45 or fewer plays:** 44 vs. Georgia Tech, 2009  
**Recovered an Onside Kick:** at Louisville, 2019  
**3+ One-Play Scoring Drives:** 3 vs. Ohio, 2018  
**Multiple One-Play Scoring Drives:** 2 vs. Abilene Christian, 2020





# THE LAST TIME ...

## AN OPPONENT HAD...

**200 yards rushing:** 266, Tyler Allgeier, BYU, 2021  
**150 yards rushing:** 162, Hassan Hall, Louisville, 2021  
**100 yards rushing:** 100, Vincent Davis Pitt, 2021  
**30 carries:** 31, Stevie Scott, Indiana, 2018  
**25 carries:** 29, Tyler Allgeier, at BYU, 2021  
**5 TDs rushing:** 5, Tyler Allgeier, at BYU, 2021  
**4 TDs rushing:** 5, Zach Abey, Navy, 2017  
**3 TDs rushing:** 3, Kenneth Walker III, Wake Forest, 2020  
**2 TDs rushing:** 2, Cam'Ron Harris, Miami, 2021  
**3 TDs rushing by a QB:** 3, Tevin Washington, Georgia Tech, 2012  
**2 TDs rushing by a QB:** 2, Malik Cunningham, Louisville, 2020  
**QB rushed for 100 yards:** 115, Braxton Burmeister, Virginia Tech, 2021  
**2 rushers with 100+ yards:** Raheem Blackshear (169) & Braxton Burmeister (115), Virginia Tech 2021  
**3 rushers with 100+ yards:** Zach Laskey (133), Robert Godhigh (111) & David Sims (107), Georgia Tech, 2013  
**2 rushers with 2 TDs:** Zach Abey (5) & Malcolm Perry (2), Navy, 2017  
**50+ yard run:** Braxton Burmeister (71) & Raheem Blackshear (50), Virginia Tech, 2021  
**15+ receptions:** 16, Quinshad Davis, North Carolina, 2012  
**10+ receptions:** 11, Dyami Brown, North Carolina, 2020  
**200 yards receiving:** 202, Jordan Addison, Pitt, 2021  
**150 yards receiving:** 180, Zay Flowers, Boston College, 2020  
**100 yards receiving:** 107, Puka Nacua & Samson Nacua, at BYU, 2021  
**4 TDs receiving:** 4, Jordan Addison, Pitt, 2021  
**3 TDs receiving:** 3, Dyami Brown, North Carolina, 2020  
**2 TDs receiving:** 2, Kyric McGowan, Georgia Tech, 2021  
**2 receivers with 100 yards receiving:** Puka Nacua (107) & Samson Nacua (107), at BYU, 2021  
**2 receivers with 2 TDs:** Fred Zeigler (3), Benny Galloway (2), South Carolina, 1968  
**90+ yard pass play:** 92 (TD), Malik Cunningham to Tyler Harrell, Louisville, 2013  
**80+ yard pass play:** 85 (TD), Cooper Rush to Corey Willis, Central Michigan, 2016  
**70+ yard pass play:** 75 (TD), Sam Howell to Khaire Brown, North Carolina, 2021  
**50+ yard pass play:** 61 (TD), Braxton Burmeister to Tavynon Robinson, Virginia Tech, 2021  
**Attempted 50 passes:** 54, Daniel Jones, Duke, 2016  
**Attempted 40 passes:** 41, Kenny Pickett, Pitt, 2021  
**Completed 30 passes:** 32, Dennis Grosel, Boston College, 2020  
**Completed 25 passes:** 26, Kenny Pickett, Pitt, 2021  
**500 yards passing:** 520, Dennis Grosel, Boston College, 2020  
**400 yards passing:** 520, Dennis Grosel, Boston College, 2020  
**300 yards passing:** 340, Kenny Pickett, Pitt, 2021  
**250 yards passing:** 270, Malik Cunningham Louisville, 2021  
**5 TD passes:** 5, Sam Howell, North Carolina, 2021  
**4 TD passes:** 4, Kenny Pickett, Pitt, 2021  
**3 TD passes:** 3, Jaren Hall, at BYU, 2021  
**Threw 5+ interceptions:** 5, Daniel Jones, Duke, 2016  
**Threw 3+ interceptions:** 3, Dennis Grosel, Boston College, 2020  
**400 yards total offense:** 419, Sam Howell, North Carolina, 2021  
**300 yards total offense:** 326, Kenny Pickett, Pitt, 2021  
**200 All-purpose yards:** 240, Jordan Addison, at Pitt, 2021  
**Intercepted 3 passes:** 3, B.W. Webb, William & Mary, 2009  
**Intercepted 2 passes:** 2, Trajan Bandy, Miami, 2018  
**INT Return for a TD:** 47 yds, Arman Jones, William & Mary, 2019  
**2 players with INTs for TD:** Justin Taimatuia and Mercy Maston, Boise State, 2015  
**3 sacks:** 3, Julian Okwara, Notre Dame, 2019  
**4+ TFLs:** 4.0, Larrell Murchison, NC State, 2018  
**15+ Tackles:** 15, Chazz Surratt, North Carolina, 2019  
**Fumble recovery for TD:** Adetokunbo Ogundeji 23 yard return, Notre Dame, 2019  
**Five Field Goals:** 5, Will Snyderwine, Duke, 2009  
**Four Field Goals:** 4, James Turner, Louisville, 2021  
**Three Field Goals:** 3, Nick Sciba, Wake Forest, 2021  
**Missed a PAT:** Brent Cimaglia, Georgia Tech 2021 (blocked)  
**Missed 4 or more Field Goals:** 4, Sam Ficken, Penn State, 2012  
**Missed 3 or more Field Goals:** 4, Sam Ficken, Penn State, 2012  
**Missed 2 or more Field Goals:** 2, Cole Murphy, Syracuse, 2015  
**Blocked a Punt:** Vi Jones, NC State, 2020  
**Blocked Punt for a Touchdown:** Tre Turner blocked punt and Jovonn Quillen returned it for TD, Virginia Tech, 2018  
**Blocked Punt for a Safety:** DeAndre Houston-Carson, William & Mary, 2015  
**Blocked a Field Goal:** Pat Bethel, Miami, 2019  
**Punt return for TD:** Quadree Henderson, Pitt, 2017 (75 yards)  
**Free Punt return for TD:** Juanyeh Thomas, Georgia Tech, 2018 (77 yards)  
**Kickoff return for TD:** Israel Abanikanda, Pitt, 2021 (98 yards)  
**Two-point conversion:** Zay Flowers pass from Dennis Grosel, Boston College, 2020

## OPPONENT TEAM...

**Scored 60 points:** 66-49, at BYU, 2021  
**Scored 50 points:** 59-39, North Carolina, 2021  
**Scored 40 points:** 48-38, Pitt, 2021  
**Scored 30 points:** 33-34, Louisville, 2021  
**Recorded a Shutout:** 10-0, Virginia Tech, 2017  
**Was Shutout:** Duke 2021  
**Scoreless first half:** Duke 2021  
**Scoreless second half:** Duke, 2021  
**Did not score a TD:** Duke, 2021  
**Did not score an offensive TD:** Duke, 2021  
**Fewer than 10 first downs:** 8, William & Mary, 2019  
**Fewer than 5 first downs:** 4, VMI, 1979  
**One first down:** 1, Richmond, 1945  
**No first downs:** 0, NC State, 1944  
**No third down conversions:** 0, Notre Dame, 2015  
**Had 400 rushing yards:** 452, Navy, 2017  
**Had 300 rushing yards:** 385, at BYU, 2021  
**Had 200 rushing yards:** 249, Notre Dame, 2021  
**Had fewer than 100 rushing yards:** 94 William & Mary, 2021  
**Had negative yards rushing:** -7, Boston College, 2020  
**Had 200 yards passing:** 215, Duke, 2021  
**Had 300 yards passing:** 340, at Pitt, 2021  
**Had 400 yards of passing:** 443, North Carolina, 2020  
**Had 500 yards of passing:** 520, Boston College, 2020  
**Had fewer than 100 yards passing:** 89, William & Mary, 2021  
**Had 700 yards of total offense:** 734, at BYU, 2021  
**Had 600 yards of total offense:** 699, North Carolina, 2021  
**Had 500 yards of total offense:** 509, at Pitt, 2021  
**Had 400 yards of total offense:** 464, Virginia Tech, 2021  
**Had fewer than 100 yards of total offense:** 79, VMI, 2013  
**Had fewer than 200 yards of total offense:** William & Mary, 2021  
**Kicked 5 field goals:** 5, Duke, 2009  
**Had 6 or more sacks in a game:** 7, Notre Dame, 2021  
**Had 10 or more TFL in a game:** 11, Louisville, 2021  
**Had Zero TFL in a game:** 0, Central Michigan, 2016  
**Missed Extra Point Kick:** Oregon, 2013  
**Missed 4 or more Field Goals:** 4, Penn State, 2012  
**Missed 3 or more Field Goals:** 4, Penn State, 2012  
**Missed 2 or more Field Goals:** 2, Syracuse, 2015  
**Had successful Two-Point Conversion:** Boston College, 2020  
**Forced 5 or more turnovers:** 5, Notre Dame, 2019  
**Scored 3 or more Defensive Touchdowns:** 3, UCLA, 2014 (2 INT, 1 Fumble)  
**Scored 2 or more Defensive Touchdowns:** 2, Boise State, 2015 (2 INT)  
**Had 4 or more passes intercepted:** 5, Duke, 2020 (tied UVA school record)  
**Had 3 or more passes intercepted:** 3, Boston College, 2020  
**Blocked 2 punts in a game:** 2, Auburn, 2011  
**Did not punt:** North Carolina, 2020  
**Had no turnovers:** at BYU, 2021  
**Turned the ball over 7 or more times:** 7, Duke, 2020  
**Turned the ball over 6 or more times:** 7, Duke, 2020  
**Turned the ball over 5 or more times:** 7, Duke, 2020  
**Overtime game:** Virginia Tech, 2018  
**Recorded a Safety:** Virginia Tech, 2021  
**Was not penalized:** Temple, 2004  
**100+ penalty yards:** 119, Wake Forest, 2020  
**10+ penalties:** 10, Virginia Tech, 2021  
**Trailed after three quarters, but rallied to win:** Georgia Tech 2018  
**Did not lose a fumble:** at Pitt, 2021  
**90+ offensive plays:** 93, BYU, 2013  
**45 or fewer plays:** 44, William & Mary, 1961  
**Recovered an Onside Kick:** Georgia Tech, 2021

## 2022 UVA FOOTBALL RUSHING RECORDS

### Attempts

**Career**—809, Thomas Jones, 1996-99  
**Season**—334, Thomas Jones, 1999  
 Sr.—334, Thomas Jones, 1999  
 Jr.—265, Tiki Barber, 1995  
 Soph.—229, Gary Helman, 1969  
 Fr.—196, Antonio Rice, 1982; Wali Lundy, 2002  
**Game**—39, Thomas Jones vs. Georgia Tech, 1999  
 Sr.—39, Thomas Jones vs. Georgia Tech, 1999  
 Jr.—37, John Papit vs. West Virginia, 1949  
 Soph.—37, Gary Helman vs. William & Mary, 1969  
 Fr.—34, Marcus Wilson vs. VMI, 1987

### Yardage

**Career**—3998, Thomas Jones, 1996-99  
**Season**—1798, Thomas Jones, 1999  
 Sr.—1798, Thomas Jones, 1999  
 Jr.—1397, Tiki Barber, 1995  
 Soph.—1020, Terry Kirby, 1990  
 Fr.—835, Howard Petty, 1983  
**Game**—224, John Papit vs. Washington & Lee, 1948  
 Sr.—223, Alvin Pearman vs. Duke, 2004  
 Jr.—212, John Papit vs. West Virginia, 1949  
 Soph.—224, John Papit vs. Washington & Lee, 1948  
 Fr.—182, Howard Petty vs. Wake Forest, 1983

### Consecutive Games of 100 Yards or More

8, Tiki Barber, 1996

### Average

**Career**—6.0, John Papit, 1947-50  
**Season**—7.0, Nikki Fisher, 1990 (min. 50 carries)  
**Game**—34.7, Ray Brown vs. Hampden-Sydney, 1946 (min. 3 carries)

### Touchdowns

**Career**—46, Gene Mayer, 1912-15  
 (modern record: 43, Wali Lundy, 2002-05)  
**Season**—18, Gene Mayer, 1915 (modern record: 17, Wali Lundy, 2004)  
 Sr.—18, Gene Mayer, 1915  
 Jr.—17, Wali Lundy, 2004  
 Soph.—12, Wayne Taulapapa, 2019  
 Fr.—9, Kevin Parks, 2011  
**Game**—5, Gene Mayer vs. North Carolina, 1912; Gene Mayer vs. Richmond, 1915 (modern record: 4, on eight occasions)  
 Sr.—5, Gene Mayer vs. Richmond, 1915  
 Jr.—4, Gene Arnette vs. Buffalo, 1967;  
 Tiki Barber, vs. Georgia Tech, 1995  
 Soph.—4, Terry Kirby vs. William & Mary, 1990;  
 Gary Helman vs. William & Mary, 1969  
 Fr.—5, Gene Mayer vs. North Carolina, 1912

### Longest Plays—Runs

96 Mikell Simpson vs. Texas Tech, 2007  
 88 Bob Davis vs. N. C. State, 1964  
 81+ Tommy Vigorito vs. NC State, 1979  
 81 Tiki Barber vs. Michigan, 1995  
 80+ Tiki Barber vs. Virginia Tech, 1996  
 80 Thomas Jones vs. San Jose State, 1998  
 79 Ray Brown vs. Hampden-Sydney, 1946  
 79 Barry Word vs. Georgia Tech, 1985  
 79 Cedric Peerman vs. East Carolina, 2008  
 78+ Alvin Pearman vs. Virginia Tech, 2004  
 75 Jordan Ellis vs. Ohio, 2018  
 73 Terry Kirby vs. Wake Forest, 1992  
 72 Grover Jones vs. Hampden-Sydney, 1946  
 72+ Kent Merritt vs. Clemson, 1973  
 72 Greg Taylor vs. VMI, 1979  
 71 George Grimes vs. VMI, 1947  
 71 Harold Hoak vs. North Carolina, 1952  
 71 Kent Merritt vs. Clemson, 1971  
 71+ Thomas Jones vs. Florida State, 1999  
 71+ Albert Reid vs. Pitt, 2015  
 70+ Tommy Vigorito vs. Maryland, 1978  
 70 Michael Johnson vs. Syracuse, 2005

+Non-scoring play

\*indicates active player

### Career Rushing Leaders

Player	Years	Att.	Yds	Avg.	TD
1. Thomas Jones	1996-99	809	3998	4.9	36
2. Tiki Barber	1993-96	651	3389	5.2	31
3. Terry Kirby	1989-92	567	3348	5.9	24
4. John Papit	1947-50	537	3238	6.0	27
5. Kevin Parks	2011-14	728	3219	4.4	29
6. Wali Lundy	2002-05	742	3193	4.3	43
7. Tommy Vigorito	1977-80	648	2913	4.5	15
8. Frank Quayle	1966-68	514	2695	5.2	28
9. Jim Bakhtiar	1955-57	555	2434	4.4	13
10. Alvin Pearman	2001-04	500	2394	4.8	19
11. Barry Word	1982-85	405	2257	5.6	17
12. Marcus Wilson	1987-89	484	2219	4.6	13
13. Antwoine Womack	97-98, 00-01	429	2207	5.1	13
14. Howard Petty	1983-85	484	2171	4.5	21
15. Kevin Brooks	1992-95	447	2082	4.7	17

### Season Rushing Leaders

Player	Year	Att.	Yds.	Avg.	TD
1. Thomas Jones	1999	334	1798	5.4	16
2. Tiki Barber	1995	265	1397	5.3	14
3. Tiki Barber	1996	250	1360	5.4	14
4. Thomas Jones	1998	238	1303	5.5	13
5. Barry Word	1985	207	1224	5.9	6
6. John Papit	1949	197	1214	6.2	9
7. Frank Quayle	1968	175	1213	6.9	12
8. Terry Kirby	1992	175	1130	6.5	6
9. Marcus Wilson	1989	223	1098	4.9	4
10. Tommy Vigorito	1979	184	1045	5.7	6
11. Alvin Pearman	2004	195	1037	5.3	10
12. Kevin Parks	2013	227	1031	4.5	11
13. Antwoine Womack	2000	210	1028	4.9	9
14. Jordan Ellis	2018	215	1026	4.8	10
15. Terry Kirby	1990	165	1020	6.2	7

### Single Game Rushing Leaders

Player	Att.	Yds.	Avg.	TD
1. John Papit vs. Washington & Lee, 1948	16	224	14.0	3
2. Alvin Pearman vs. Duke, 2004	38	223	5.9	1
3. Frank Quayle vs. Maryland, 1966	25	221	8.9	1
Thomas Jones vs. NC State, 1999	38	221	5.8	3
Thomas Jones vs. Buffalo, 1999	32	221	6.9	1
6. Frank Quayle vs. Maryland, 1968	29	216	7.5	3
7. Bill Dudley vs. North Carolina, 1941	17	215	12.7	3
8. Terry Kirby vs. Wake Forest, 1992	24	214	8.9	2
9. Thomas Jones vs. Georgia Tech, 1999	39	213	5.5	2
10. John Papit vs. West Virginia, 1949	37	212	5.7	1
11. Jim Bakhtiar vs. VMI, 1956	27	210	7.8	1
Thomas Jones vs. Brigham Young, 1999	35	210	6.0	2
13. Terry Kirby vs. Duke, 1992	28	207	7.4	0
Thomas Jones vs. Georgia Tech, 1998	27	207	7.7	2
15. John Papit vs. Geo. Washington, 1949	26	203	7.8	3
Thomas Jones vs. San Jose State, 1998	23	203	8.8	2

### 100-Yard Rushers

Date	Opponent	Att.	Yds.	Avg.	TD
<b>Tiki Barber (19)</b>					
Sept. 3, 1994	Florida State	12	108	9.0	0
Oct. 15, 1994	Georgia Tech	22	123	5.6	1
Aug. 26, 1995	Michigan	12	113	9.4	1
Sept. 9, 1995	NC State	24	130	5.4	1
Sept. 16, 1995	Georgia Tech	20	119	6.0	4
Sept. 23, 1995	Clemson	27	111	4.1	1
Oct. 14, 1995	Duke	30	185	6.2	1
Oct. 21, 1995	Texas	27	123	4.6	0
Nov. 2, 1995	Florida State	31	193	6.2	1
Nov. 11, 1995	Maryland	27	116	4.3	1
Sept. 7, 1996	Central Michigan	16	147	9.2	2
Sept. 14, 1996	Maryland	29	123	4.2	1
Sept. 21, 1996	Wake Forest	22	113	5.1	1
Sept. 28, 1996	Texas	25	121	4.8	3
Oct. 5, 1996	Georgia Tech	24	123	5.1	1
Oct. 19, 1996	NC State	17	132	7.8	2
Oct. 26, 1996	Florida State	21	150	7.1	1
Nov. 2, 1996	Duke	24	128	5.3	2
Nov. 29, 1996	Virginia Tech	21	162	7.7	0



John Papit has three of the top-15 rushing games in UVA history.





Date	Opponent	Att.	Yds.	Avg.	TD
<b>Thomas Jones (18)</b>					
Sept. 13, 1997	Richmond	18	117	6.5	1
Oct. 11, 1997	Clemson	27	100	3.7	0
Nov. 29, 1997	Virginia Tech	22	102	4.6	1
Sept. 3, 1998	Auburn	21	100	4.8	1
Sept. 19, 1998	Clemson	24	118	4.9	1
Oct. 3, 1998	San Jose State	23	203	8.8	2
Oct. 17, 1998	Georgia Tech	27	207	7.7	2
Oct. 24, 1998	NC State	21	117	5.6	2
Oct. 31, 1998	Wake Forest	24	142	5.9	1
Nov. 14, 1998	North Carolina	35	180	5.1	1
Sept. 4, 1999	North Carolina	35	149	4.3	1
Sept. 18, 1999	Wake Forest	24	164	6.8	3
Sept. 25, 1999	Brigham Young	35	210	6.0	3
Oct. 9, 1999	Duke	31	185	6.0	2
Oct. 16, 1999	NC State	38	221	5.8	1
Oct. 30, 1999	Florida State	26	164	6.3	1
Nov. 6, 1999	Georgia Tech	39	213	5.5	2
Nov. 13, 1999	Buffalo	32	221	6.9	1

<b>John Papit (15)</b>					
Oct. 2, 1948	Virginia Tech	10	106	10.6	1
Oct. 16, 1948	Washington & Lee	16	224	14.0	3
Oct. 23, 1948	VMI	21	112	5.3	0
Nov. 13, 1948	West Virginia	21	109	5.2	0
Sept. 24, 1949	George Washington	26	203	7.8	2
Oct. 1, 1949	Miami (Ohio)	26	196	7.5	2
Oct. 15, 1949	Washington & Lee	20	133	6.7	1
Oct. 22, 1949	VMI	14	157	11.2	1
Oct. 29, 1949	West Virginia	37	212	5.7	1
Nov. 19, 1949	Tulane	19	113	5.9	0
Oct. 14, 1950	Washington & Lee	24	136	5.7	1
Oct. 28, 1950	West Virginia	19	113	5.9	1
Nov. 4, 1950	The Citadel	27	157	5.8	2
Nov. 11, 1950	William & Mary	29	171	5.9	1
Dec. 2, 1950	North Carolina	17	141	8.3	2

<b>Terry Kirby (14)</b>					
Sept. 22, 1990	Duke	12	112	9.3	1
Sept. 29, 1990	William & Mary	23	188	8.2	4
Oct. 13, 1990	NC State	15	112	7.5	0
Oct. 20, 1990	Wake Forest	18	101	5.6	0
Nov. 3, 1990	Georgia Tech	15	104	6.9	0
Oct. 5, 1991	Kansas	14	107	7.6	1
Oct. 26, 1991	Wake Forest	14	125	8.9	1
Nov. 2, 1991	VMI	18	121	6.7	2
Sept. 5, 1992	Maryland	17	120	7.1	0
Sept. 19, 1992	Georgia Tech	22	135	6.1	1
Sept. 26, 1992	Duke	28	207	7.4	0
Oct. 3, 1992	Wake Forest	24	214	8.9	2
Oct. 10, 1992	Clemson	26	132	5.1	0
Nov. 21, 1992	Virginia Tech	26	185	7.1	2

<b>Kevin Parks (11)</b>					
Sept. 3, 2011	William & Mary	16	114	7.1	3
Oct. 13, 2012	Maryland	17	129	7.6	0
Nov. 3, 2012	NC State	25	115	4.6	1
Sept. 21, 2013	VMI	17	135	7.9	2
Oct. 5, 2013	Ball State	16	104	6.5	2
Oct. 12, 2013	Maryland	28	112	4.0	1
Nov. 9, 2013	North Carolina	24	100	4.2	1
Nov. 23, 2013	Miami	26	130	5.0	1
Nov. 30, 2013	Virginia Tech	17	105	6.2	0
Oct. 4, 2014	Pitt	29	169	5.8	1
Oct. 25, 2014	North Carolina	25	111	4.4	1

<b>Wali Lundy (11)</b>					
Sept. 21, 2002	Akron	15	102	6.8	0
Oct. 19, 2002	North Carolina	18	108	6.0	0
Nov. 30, 2002	Virginia Tech	29	127	4.4	0
Dec. 28, 2002	West Virginia	22	127	5.8	2
Sept. 13, 2003	Western Michigan	27	123	4.6	0
Sept. 27, 2003	Wake Forest	27	137	5.1	2
Oct. 4, 2003	North Carolina	28	129	4.6	3
Sept. 4, 2004	Temple	25	104	4.2	3
Sept. 18, 2004	Akron	22	142	6.5	3
Nov. 6, 2004	Maryland	24	107	4.5	2
Nov. 5, 2005	Temple	19	113	5.9	4

<b>Frank Quayle (10)</b>					
Nov. 19, 1966	Maryland	25	221	8.8	1
Nov. 26, 1966	North Carolina	21	126	6.0	3
Sept. 30, 1967	Buffalo	14	151	10.8	0
Oct. 7, 1967	Wake Forest	19	101	5.3	1
Sept. 28, 1968	VMI	11	175	15.9	1
Oct. 5, 1968	Davidson	17	153	9.0	1
Oct. 12, 1968	Duke	15	182	12.1	1
Nov. 9, 1968	North Carolina	18	148	8.2	2
Nov. 16, 1968	Tulane	20	121	6.1	2
Nov. 23, 1968	Maryland	29	216	7.4	3

<b>Tommy Vigorito (10)</b>					
Sept. 23, 1978	Army	27	180	6.7	1
Nov. 4, 1978	West Virginia	15	100	6.7	0
Nov. 11, 1978	Maryland	21	146	7.0	0
Sept. 15, 1979	NC State	17	192	11.3	2
Sept. 22, 1979	VMI	22	120	5.5	0
Sept. 29, 1979	Duke	17	126	7.4	1
Oct. 13, 1979	James Madison	10	118	11.8	2
Sept. 13, 1980	Navy	33	122	3.7	0
Oct. 4, 1980	West Virginia	25	114	4.6	2
Nov. 8, 1980	Rutgers	23	111	4.8	0

## Annual Rushing Leaders

Year	Player	Att.	Yds.	Avg.	TD
1940	Bill Dudley	106	469	4.4	3
1941	Bill Dudley	155	968	6.1	17
1942	Herb Munhall	46	117	2.5	3
1944	John Duda	125	716	5.7	7
1946	Ray Brown	60	387	6.5	6
1947	Grover Jones	89	446	5.0	9
1948	John Papit	134	885	6.6	5
1949	John Papit	197	1214	6.2	9
1950	John Papit	167	949	5.7	8
1951	Bobby Pate	100	440	4.4	4
1952	Gerry Furst	115	699	6.1	5
1953	Henry Strempek	93	315	3.4	2
1954	Herb Hartwell	93	390	4.2	4
1955	Jim Bakhtiar	158	733	4.6	4
1956	Jim Bakhtiar	203	879	4.3	3
1957	Jim Bakhtiar (led ACC)	194	822	4.2	6
1958	Tom Gravins	56	258	4.6	2
1959	Tom Gravins	86	359	4.2	4
1960	Fred Shepherd (led ACC)	126	529	4.2	4
1961	Doug Thomson	70	294	4.2	2
1962	Ted Rzepoluch	77	347	4.5	3
1963	John Pincavage	61	256	4.2	2
1964	Bob Davis	84	427	5.1	8
1965	Carroll Jarvis	106	385	3.6	4
1966	Frank Quayle	162	727	4.5	7
1967	Jeff Anderson	183	774	4.2	3
1968	Frank Quayle (led ACC)	175	1213	6.9	12
1969	Gary Helman	229	851	3.7	7
1970	Gary Helman	172	743	4.3	7
1971	Kent Merritt	189	828	4.4	3
1972	Kent Merritt	118	575	4.9	1
1973	Billy Copeland	130	700	5.4	4
1974	Joe Sroba	167	632	3.8	4
1975	David Sloan	176	848	4.8	6
1976	Raymond Keys	120	505	4.2	3
1977	Bill Harris	119	339	2.8	1
1978	Tommy Vigorito	168	800	4.8	4
1979	Tommy Vigorito	184	1045	5.7	6
1980	Tommy Vigorito	201	742	3.7	4
1981	Derek Jenkins	118	412	3.5	2
1982	Antonio Rice	196	764	3.9	6
1983	Howard Petty	169	835	4.9	7
1984	Howard Petty	170	811	4.8	8
1985	Barry Word (led ACC)	207	1224	5.9	6
1986	Durwin Greggs	83	404	4.9	2
1987	Marcus Wilson	172	692	4.0	7
1988	Marcus Wilson	89	429	4.8	2
1989	Marcus Wilson	223	1098	4.9	4
1990	Terry Kirby (led ACC)	165	1020	6.2	7
1991	Terry Kirby	164	887	5.4	7
1992	Terry Kirby (led ACC)	175	1130	6.5	6
1993	Jerrold Washington	162	871	5.4	5
1994	Kevin Brooks	173	741	4.3	8
1995	Tiki Barber	265	1397	5.3	14
1996	Tiki Barber (led ACC)	250	1360	5.4	14
1997	Thomas Jones	201	692	3.4	4
1998	Thomas Jones (led ACC)	238	1303	5.5	13
1999	Thomas Jones (led ACC)	334	1798	5.4	16
2000	Antwoine Womack (led ACC)	210	1028	4.9	9
2001	Alvin Pearman	88	371	4.2	1
2002	Wali Lundy	196	826	4.2	6
2003	Wali Lundy	227	929	4.1	10
2004	Alvin Pearman	195	1037	5.3	10
2005	Wali Lundy	144	574	4.0	10
2006	Jason Snelling	183	772	4.2	7
2007	Cedric Peerman	113	585	5.2	5
2008	Cedric Peerman	153	774	5.1	7
2009	Rashawn Jackson	96	461	4.8	2
2010	Keith Payne	160	749	4.7	14
2011	Perry Jones	184	915	5.0	5
2012	Kevin Parks	160	734	4.6	5
2013	Kevin Parks	227	1031	4.5	11
2014	Kevin Parks	189	745	4.4	4
2015	Taquan Mizzell	163	671	4.1	4
2016	Taquan Mizzell	187	940	5.0	5
2017	Jordan Ellis	215	836	3.9	6
2018	Jordan Ellis	215	1026	4.8	10
2019	Bryce Perkins	227	769	3.4	11
2020	Brennan Armstrong	126	552	4.4	5
2021	Wayne Taulapapa	62	324	5.2	2

# VIRGINIA

## 2022 UVA FOOTBALL

Date	Opponent	Att.	Yds.	Avg.	TD
<b>Barry Word (10)</b>					
Oct. 6, 1984	Duke	12	107	8.9	1
Oct. 20, 1984	Wake Forest	18	140	7.8	2
Sept. 14, 1985	VMI	17	136	8.0	1
Sept. 21, 1985	Georgia Tech	17	188	11.1	1
Sept. 28, 1985	Navy	21	110	5.2	0
Oct. 19, 1985	Virginia Tech	20	104	5.2	0
Oct. 26, 1985	Wake Forest	24	137	5.7	0
Nov. 2, 1985	West Virginia	26	148	5.7	0
Nov. 9, 1985	NC State	28	160	5.7	2
Nov. 16, 1985	North Carolina	33	170	5.1	1
<b>Jim Bakhtiar (9)</b>					
Oct. 15, 1955	VMI	22	126	5.7	1
Nov. 19, 1955	North Carolina	20	163	8.2	2
Nov. 26, 1955	South Carolina	27	152	5.6	1
Sept. 22, 1956	VMI	27	210	7.8	1
Oct. 6, 1956	Wake Forest	29	112	3.9	0
Oct. 5, 1957	Wake Forest	31	143	4.6	1
Oct. 19, 1957	Virginia Tech	28	153	5.5	4
Oct. 26, 1957	Army	30	111	3.7	1
Nov. 2, 1957	VMI	22	106	4.8	0
<b>Antwoine Womack (9)</b>					
Sept. 27, 1997	North Carolina	15	108	7.2	0
Sept. 26, 1998	Duke	10	119	11.9	1
Oct. 3, 1998	San Jose State	17	142	8.4	1
Oct. 24, 1998	NC State	15	109	7.3	1
Sept. 2, 2000	Brigham Young	15	160	10.7	2
Sept. 30, 2000	Wake Forest	26	180	6.9	1
Oct. 7, 2000	Maryland	29	133	4.6	0
Nov. 25, 2000	Virginia Tech	20	134	6.7	1
Dec. 1, 2001	Penn State	31	153	4.9	0
<b>Marcus Wilson (8)</b>					
Oct. 3, 1987	VMI	34	129	3.8	2
Nov. 7, 1987	Georgia Tech	22	125	5.7	0
Sept. 3, 1988	William & Mary	20	102	5.1	1
Sept. 16, 1989	Georgia Tech	32	153	4.8	0
Sept. 30, 1989	William & Mary	16	134	8.4	0
Oct. 14, 1989	North Carolina	19	113	5.9	1
Oct. 21, 1989	Wake Forest	28	134	4.8	1
Oct. 28, 1989	Louisville	20	103	5.2	0
<b>Alvin Pearman (8)</b>					
Nov. 3, 2001	Wake Forest	19	108	5.7	0
Oct. 25, 2003	Troy State	32	138	4.3	1
Dec. 27, 2003	Pittsburgh	7	104	14.9	0
Oct. 7, 2004	Clemson	18	104	5.8	2
Oct. 23, 2004	Duke	38	223	5.9	1
Nov. 6, 2004	Maryland	31	170	5.4	0
Nov. 13, 2004	Miami	21	106	5.0	1
Nov. 27, 2004	Virginia Tech	28	147	5.3	0
<b>Nikki Fisher (7)</b>					
Nov. 12, 1988	North Carolina	23	139	6.0	0
Nov. 19, 1988	Maryland	24	108	4.5	1
Sept. 15, 1990	Navy	9	100	11.1	1
Sept. 29, 1990	William & Mary	14	164	11.7	2
Oct. 20, 1990	Wake Forest	15	132	8.8	1
Sept. 14, 1991	Navy	20	138	6.9	0
Nov. 23, 1991	Virginia Tech	9	106	11.8	0
<b>Bryce Perkins (7)</b>					
Sept. 1, 2018	Richmond	13	108	8.3	2
Sept. 8, 2018	Indiana	25	123	4.9	0
Oct. 27, 2018	North Carolina	21	112	5.3	1
Nov. 23, 2018	Virginia Tech	24	112	4.7	0
Nov. 2, 2019	North Carolina	24	112	4.7	2
Nov. 9, 2019	Georgia Tech	21	106	5.0	1
Nov. 29, 2019	Virginia Tech	19	164	8.6	2
<b>Kent Merritt (6)</b>					
Oct. 16, 1971	Clemson	14	127	9.1	1
Nov. 6, 1971	Virginia Tech	26	121	4.7	0
Nov. 20, 1971	Maryland	18	101	5.6	1
Oct. 7, 1972	Vanderbilt	23	115	5.0	0
Oct. 21, 1972	Clemson	14	103	7.4	0
Oct. 13, 1973	Clemson	22	145	6.6	1
<b>Billy Copeland (6)</b>					
Oct. 27, 1973	Wake Forest	23	155	6.7	1
Nov. 3, 1973	North Carolina	23	130	5.7	2
Nov. 17, 1973	West Virginia	24	168	7.0	0
Nov. 16, 1974	Clemson	23	119	5.2	0
Sept. 20, 1975	VMI	23	190	8.3	0
Nov. 22, 1975	Maryland	12	100	8.3	1
<b>Howard Petty (6)</b>					
Sept. 10, 1983	Navy	14	128	9.1	1
Oct. 22, 1983	Wake Forest	27	182	6.7	1
Nov. 5, 1983	Georgia Tech	22	106	4.8	1
Oct. 6, 1984	Duke	17	114	6.7	2
Oct. 20, 1984	Wake Forest	21	131	6.2	2
Nov. 29, 1985	Maryland	24	124	5.2	2
<b>Jerrod Washington (6)</b>					
Oct. 17, 1992	North Carolina	20	107	5.4	0
Oct. 24, 1992	William & Mary	27	197	7.3	1
Nov. 7, 1992	NC State	15	102	6.8	0
Oct. 30, 1993	NC State	17	109	6.4	1
Nov. 6, 1993	Wake Forest	21	148	7.0	2
Nov. 20, 1993	Virginia Tech	21	129	6.1	1

Date	Opponent	Att.	Yds.	Avg.	TD
<b>Kevin Brooks (6)</b>					
Oct. 24, 1992	William & Mary	17	124	7.3	0
Oct. 30, 1993	N.C. State	18	107	5.9	0
Oct. 8, 1994	Wake Forest	18	112	6.2	1
Nov. 19, 1994	Virginia Tech	23	108	4.7	1
Sept. 2, 1995	William & Mary	24	110	4.6	1
Nov. 11, 1995	Maryland	16	103	6.4	1
<b>Cedric Peerman (6)</b>					
Sept. 8, 2007	Duke	19	137	7.2	1
Sept. 15, 2007	North Carolina	30	186	6.2	1
Sept. 22, 2007	Georgia Tech	28	138	4.9	1
Oct. 4, 2008	Maryland	17	110	6.5	1
Oct. 11, 2008	East Carolina	16	173	10.8	2
Oct. 25, 2008	Georgia Tech	25	116	4.6	1
<b>Jeff Anderson (5)</b>					
Oct. 28, 1967	VMI	32	175	5.5	1
Nov. 11, 1967	North Carolina	21	106	5.0	1
Oct. 5, 1968	Davidson	25	131	5.2	2
Oct. 12, 1968	Duke	24	183	7.6	3
Nov. 16, 1968	Tulane	23	132	5.7	1
<b>Gary Helman (5)</b>					
Sept. 27, 1969	Duke	32	158	4.9	0
Oct. 4, 1969	William & Mary	37	148	4.0	4
Oct. 11, 1969	VMI	22	162	7.4	1
Nov. 7, 1970	NC State	23	110	4.8	1
Nov. 14, 1970	Colgate	21	120	5.7	1
<b>Greg Taylor (5)</b>					
Sept. 30, 1978	VMI	15	100	6.7	0
Sept. 8, 1979	Richmond	19	149	7.8	3
Sept. 22, 1979	VMI	20	133	6.7	1
Sept. 29, 1979	Duke	17	107	6.3	1
Oct. 13, 1979	James Madison	17	157	9.2	1
<b>Jordan Ellis (5)</b>					
Oct. 14, 2017	North Carolina	27	136	5.0	0
Sept. 1, 2018	Richmond	20	146	7.3	2
Sept. 15, 2018	Ohio	19	171	9.0	3
Nov. 10, 2018	Liberty	25	106	4.2	1
Dec. 29, 2018	South Carolina	26	106	4.1	1
<b>Bill Dudley (4)</b>					
Sept. 20, 1941	Hampden-Sydney	18	152	8.4	4
Nov. 1, 1941	Virginia Tech	25	132	5.3	2
Nov. 15, 1941	Lehigh	22	167	7.6	1
Nov. 20, 1941	North Carolina	17	215	12.6	3
<b>Gerry Furst (4)</b>					
Oct. 6, 1951	Virginia Tech	10	102	10.2	0
Oct. 18, 1952	VMI	14	138	9.9	1
Nov. 22, 1952	Washington & Lee	23	148	6.4	0
Nov. 29, 1952	William & Mary	13	124	9.5	1
<b>Kevin Morgan (4)</b>					
Oct. 5, 1985	Duke	18	128	7.1	0
Nov. 29, 1985	Maryland	24	129	5.4	0
Nov. 8, 1986	NC State	20	104	5.2	0
Sept. 26, 1987	Duke	18	127	7.1	0
<b>Perry Jones (4)</b>					
Oct. 1, 2011	Idaho	21	110	5.2	1
Oct. 15, 2011	Georgia Tech	18	149	8.3	0
Nov. 5, 2011	Maryland	22	139	6.3	2
Oct. 6, 2012	Duke	18	127	7.1	0
<b>Taquan Mizzell (4)</b>					
Oct. 24, 2015	North Carolina	24	117	4.9	0
Oct. 22, 2016	North Carolina	19	106	5.6	1
Nov. 19, 2016	Georgia Tech	24	131	5.5	0
Nov. 26, 2016	Virginia Tech	22	113	5.1	0
<b>Raymond Keys (3)</b>					
Oct. 30, 1976	VMI	32	114	3.6	1
Nov. 6, 1976	Lehigh	22	129	5.9	0
Nov. 13, 1976	North Carolina	20	100	5.0	1
<b>Quentin Walker (3)</b>					
Oct. 25, 1980	Wake Forest	22	108	4.9	0
Nov. 1, 1980	Tennessee	19	114	6.0	0
Sept. 18, 1982	James Madison	25	117	4.7	0
<b>Antonio Rice (3)</b>					
Oct. 23, 1982	Wake Forest	32	129	4.0	1
Oct. 30, 1982	VMI	29	153	5.3	1
Nov. 6, 1982	Georgia Tech	25	136	5.4	2
<b>Jason Snelling (3)</b>					
Nov. 5, 2005	Temple	17	126	7.4	2
Oct. 7, 2006	East Carolina	16	103	6.4	1
Oct. 19, 2006	North Carolina	19	131	6.9	1
<b>Mikell Simpson (3)</b>					
Oct. 20, 2007	Maryland	16	119	7.4	2
Jan. 1, 2008	Texas Tech	20	170	8.5	1
Oct. 3, 2009	North Carolina	20	100	5.0	1
<b>Keith Payne (3)</b>					
Sept. 4, 2010	Richmond	16	114	7.1	4
Oct. 16, 2010	North Carolina	23	107	4.7	1
Nov. 6, 2010	Duke	22	121	5.5	2





Date	Opponent	Att.	Yds.	Avg.	TD
<b>John Duda (2)</b> Sept. 23, 1944 Oct. 28, 1944	Hampden-Sydney VMI	15 23	157 124	10.5 5.4	3 0
<b>Bob Davis (2)</b> Oct. 24, 1964 Nov. 13, 1965	NC State Georgia Tech	7 17	133 124	19.0 7.3	1 2
<b>Joe Sroba (2)</b> Oct. 5, 1974 Oct. 12, 1974	Georgia Tech NC State	32 29	159 125	5.0 4.3	0 0
<b>David Sloan (2)</b> Oct. 4, 1975 Oct. 11, 1975	North Carolina South Carolina	26 27	153 166	5.9 6.1	1 1
<b>Steve Morse (2)</b> Sept. 15, 1984 Nov. 3, 1984	VMI West Virginia	11 18	113 141	10.3 7.8	0 1
<b>Charles Way (2)</b> Sept. 4, 1993 Nov. 25, 1994	Maryland NC State	21 28	136 132	6.5 4.7	3 1
<b>Albert Reid (2)</b> Nov. 28, 2015 Sept. 10, 2016	Virginia Tech Oregon	9 15	103 126	11.4 8.4	1 1
<b>Dick Davis (1)</b> Nov. 11, 1944	Richmond	18	111	6.2	2
<b>Ray Brown (1)</b> Sept. 28, 1946	Hampden-Sydney	3	104	34.7	1
<b>Billy Pennel (1)</b> Oct. 18, 1947	Washington & Lee	12	100	8.3	2
<b>Grover Jones (1)</b> Oct. 23, 1948	VMI	17	104	6.1	0
<b>Buddy Shoaf (1)</b> Oct. 8, 1949	Virginia Tech	12	105	8.8	2
<b>Jim Ashwell (1)</b> Nov. 17, 1951	South Carolina	14	107	7.6	1
<b>Bob Tata (1)</b> Oct. 18, 1952	VMI	20	119	6.0	1
<b>Henry Strempek (1)</b> Nov. 21, 1953	North Carolina	24	121	5.0	1
<b>Ralph Kneeland (1)</b> Nov. 19, 1955	North Carolina	13	110	8.5	0
<b>Wilson Tinsley (1)</b> Nov. 26, 1955	South Carolina	14	119	8.5	1
<b>Fred Shepherd (1)</b> Sept. 24, 1960	William & Mary	17	103	6.1	0
<b>Carroll Jarvis (1)</b> Oct. 10, 1964	VMI	21	146	7.0	0
<b>Gene Arnette (1)</b> Sept. 30, 1967	Buffalo	11	119	10.8	4
<b>Jim Lacey (1)</b> Nov. 8, 1969	Wake Forest	23	111	4.8	1
<b>Scott Gardner (1)</b> Nov. 22, 1975	Maryland	15	120	8.0	1
<b>Dave Hall (1)</b> Oct. 25, 1980	Wake Forest	16	104	6.5	2

Date	Opponent	Att.	Yds.	Avg.	TD
<b>Darren Goode (1)</b> Oct. 24, 1981	Wake Forest	20	127	6.4	0
<b>Derek Jenkins (1)</b> Oct. 15, 1983	VMI	12	107	8.9	1
<b>Chris Warren (1)</b> Sept. 6, 1986	South Carolina	14	105	7.5	1
<b>Durwin Greggs (1)</b> Nov. 8, 1986	NC State	29	177	6.1	0
<b>Shawn Moore (1)</b> Nov. 18, 1989	Maryland	18	121	6.7	2
<b>Marquis Weeks (1)</b> Nov. 16, 2002	NC State	19	129	6.8	0
<b>Michael Johnson (1)</b> Sept. 19, 2004	Akron	6	102	17.0	0
<b>Marques Hagans (1)</b> Sept. 17, 2005	Syracuse	14	110	7.9	0
<b>Vic Hall (1)</b> Nov. 29, 2008	Virginia Tech	16	109	6.8	2
<b>Jameel Sewell (1)</b> Nov. 28, 2009	Virginia Tech	17	104	6.1	1
<b>Daniel Hamm (1)</b> Sept. 21, 2013	VMI	21	136	6.5	2
<b>Brennan Armstrong (1)</b> Dec. 5, 2020	Boston College	17	130	7.7	1

**Two 100-Yard Rushers in a Game**

VMI, 1948 ..... John Papit 112, Grover Jones 104  
 VMI, 1952 ..... Gerry Furst 138, Bob Tata 119  
 North Carolina, 1955 ..... Jim Bakhtiar 163, Ralph Kneeland 110  
 South Carolina, 1955 ..... Jim Bakhtiar 152, Wilson Tinsley 119  
 Buffalo, 1967 ..... Frank Quayle 151, Gene Arnette 119  
 Davidson, 1968 ..... Frank Quayle 153, Jeff Anderson 131  
 Duke, 1968 ..... Jeff Anderson 183, Frank Quayle 182  
 Tulane, 1968 ..... Jeff Anderson 132, Frank Quayle 121  
 Maryland, 1975 ..... Scott Gardner 120, Billy Copeland 100  
 VMI, 1979 ..... Greg Taylor 133, Tommy Vigorito 120  
 Duke, 1979 ..... Tommy Vigorito 126, Greg Taylor 107  
 James Madison, 1979 ..... Greg Taylor 157, Tommy Vigorito 118  
 Wake Forest, 1980 ..... Quentin Walker 108, Dave Hall 104  
 Duke, 1984 ..... Howard Petty 114, Barry Word 107  
 Wake Forest, 1984 ..... Barry Word 140, Howard Petty 131  
 Maryland, 1985 ..... Kevin Morgan 129, Howard Petty 124  
 NC State, 1986 ..... Durwin Greggs 177, Kevin Morgan 104  
 William & Mary, 1990 ..... Terry Kirby 188, Nikki Fisher 164  
 Wake Forest, 1990 ..... Nikki Fisher 132, Terry Kirby 101  
 William & Mary, 1992 ..... Jerrod Washington 197, Kevin Brooks 124  
 NC State, 1993 ..... Jerrod Washington 109, Kevin Brooks 107  
 Maryland, 1995 ..... Tiki Barber 116, Kevin Brooks 103  
 San Jose State, 1998 ..... Thomas Jones 203, Antwoine Womack 142  
 NC State, 1998 ..... Thomas Jones 117, Antwoine Womack 109  
 Akron, 2004 ..... Wali Lundy 142, Michael Johnson 102  
 Maryland, 2004 ..... Alvin Pearman 170, Wali Lundy 102  
 Temple, 2005 ..... Jason Snelling 126, Wali Lundy 113  
 VMI, 2013 ..... Daniel Hamm 136, Kevin Parks 135  
 Richmond, 2018 ..... Jordan Ellis 146, Bryce Perkins 108



Jordan Ellis combined with Bryce Perkins in 2018 as the last Virginia rushers to go over the 100-yard mark in the same game when they combined for 254 yards against Richmond.

## PASSING RECORDS

### Attempts


**Career**—1069, Matt Schaub, 2000-03  
**Season**—509, Kurt Benkert, 2017  
 Sr.—509, Kurt Benkert, 2017  
**Jr.—500, Brennan Armstrong, 2021**  
 Soph.—427, David Watford, 2013  
 Fr.—247, Jameel Sewell, 2006  
**Game**—66, Kurt Benkert vs. Indiana, 2017  
 Sr.—66, Kurt Benkert vs. Indiana, 2017  
**Jr.—60, Brennan Armstrong at Louisville, 2021**  
 Soph.—61, David Watford vs. GT, 2013  
 Fr.—48, Scott Gardner vs. UNC, 1972

### Completions

**Career**—716, Matt Schaub, 2000-03  
**Season**—326, Brennan Armstrong, 2021  
 Sr.—320, Bryce Perkins, 2019  
**Jr.—326, Brennan Armstrong, 2021**  
 Soph.—244, David Watford, 2013  
 Fr.—143, Jameel Sewell, 2006  
**Game**—43, David Watford vs. Georgia Tech, 2013  
 Sr.—41, Matt Schaub vs. NC State, 2003  
 Jr.—41, Matt Schaub vs. GT, 2002  
 Soph.—43, David Watford vs. GT, 2013  
 Fr.—23, Jameel Sewell vs. Miami, 2006

### Yards

**Career**—7502, Matt Schaub, 2000-03  
**Season**—4449, Brennan Armstrong, 2021  
 Sr.—3538, Bryce Perkins, 2019  
**Jr.—4449, Brennan Armstrong, 2021**  
 Soph.—2671, Michael Rocco, 2011  
 Fr.—1342, Jameel Sewell, 2006



Matt Schaub threw for a school-record 7,502 yards and 56 touchdowns in a stellar career from 2000-03.

**Game**—554, Brennan Armstrong vs. UNC, 2021  
 Sr.—455, Kurt Benkert vs. UConn, 2017  
**Jr.—554, Brennan Armstrong vs. UNC, 2021**  
 Soph.—383, Brennan Armstrong vs. ACU,  
 2020  
 Fr.—243, Jameel Sewell vs. Maryland, 2006

### Games Passing 200 Yards or More

**Career**—20, Matt Schaub, 2000-03  
**Season**—11, Brennan Armstrong, 2021

### Consecutive Games Passing 200 Yards or More (Season)

**9, Brennan Armstrong, 2021**, Matt Schaub, 2003; Kurt Benkert, 2017; Bryce Perkins, 2019

### Games Passing 300 Yards or More

**Career**—11, Brennan Armstrong, 2021  
**Season**—10, Brennan Armstrong, 2021

### Consecutive Games Passing 300 Yards or More (Season)

**6, Brennan Armstrong, 2021**

### Games Passing 400 Yards or More

**Career**—6, Brennan Armstrong, 2021  
**Season**—6, Brennan Armstrong, 2021

### Consecutive Games Passing 400 Yards or More (Season)

**4, Brennan Armstrong, 2021**

### Consecutive Games With a Touchdown Pass

**15, Brennan Armstrong, 2021**

### Consecutive Passes Without An Interception—Season

224, Matt Blundin, 1991

### Consecutive Passes Without An Interception—Career

231, Matt Blundin, 1990-91

### Consecutive Completions

**Career**—18, Michael Rocco, 2012  
**Game**—18, Michael Rocco vs. Miami, 2012

### Completion Percentage

**Career**—67.0, Matt Schaub, 2000-03,  
 (min. 250 attempts)  
**Season**—69.7 (281-403), Matt Schaub, 2003  
 (min. 100 attempts)  
**Game**—93.3 (14-15), Shawn Moore vs. Duke, 1989  
 (min. 15 attempts)

### Touchdowns

**Career**—56, Matt Schaub, 2000-03  
**Season**—31, Brennan Armstrong, 2021  
**Game**—6, Dan Ellis vs. Buffalo, 1999

### Interceptions

**Career**—59, Scott Gardner, 1972-75  
**Season**—19, Scott Gardner, 1975  
**Game**—5, Charlie Harding vs. Richmond, 1952;  
 George Allen vs. Maryland, 1972;  
 Wayne Schuchts vs. Navy, 1983

### Longest Pass Plays (75 yards or more)

97 Harry Martin to Bus Male to John Leys, Navy, 1935  
 93 Wayne Schuchts to Nick Merrick, Wake Forest, 1982  
 92 Stan Fischer to Joe Kehoe, Navy, 1960  
 91+ Matt Blundin to Tyrone Davis, N.C. State, 1991  
 90 Scott Gardner to Harrison Davis, UNC, 1973  
 90 Emmanuel Byers to Deyon Williams, Miami, 2005  
 90 Brennan Armstrong to Lavel Davis Jr., ACU, 2020  
 89 Kevin Ferguson to John Ford, VMI, 1984  
 88 Todd Kirtley to Cole Egan, Rutgers, 1980  
 87 Symmion Willis to Larry Holmes, Ohio, 1993  
 86 Bryce Perkins to Olamide Zaccheaus, Ohio, 2018  
 85 Bob Davis to Frank Quayle, VMI, 1966  
 85 Wayne Schuchts to Barry Word, Wake Forest, 1983  
 84 Dan Ellis to Thomas Jones, Buffalo, 1999  
 84+ Kurt Benkert to David Eldridge, Duke, 1986  
 83+ Sonny Randle to Dave Graham, UNC, 1957  
 83 Shawn Moore to Herman Moore, N.C. State, 1990  
 82 Mike Groh to Demetrius "Pete" Allen, Duke, 1995  
 82 Kurt Benkert to Olamide Zaccheaus, CMU, 2016  
 81 Kurt Benkert to Olamide Zaccheaus, UNC, 2017  
 80 Wayne Schuchts to Quentin Walker, Duke, 1983  
 80 Matt Johns to Taquan Mizzell, W&M, 2015  
 78 Michael Rocco to Perry Jones, Miami (Fla.), 2011  
**77 Brennan Armstrong to Dontayvion Wicks, Georgia Tech, 2021**  
 77 Bryce Perkins to Olamide Zaccheaus, Ohio, 2018  
 76 Whitey Michels to Steve Osisek, VMI 1949  
 76 Mike Groh to Patrick Jeffers, Clemson, 1995  
 76 Marc Verica to Kris Burd, Florida State, 2010  
 75 Bill Troup to Joe Smith, William & Mary, 1970  
 75 Matt Blundin to Herman Moore, Clemson, 1989  
 75 Matt Johns to T.J. Thorpe, Boise State, 2015  
 75 Kurt Benkert to Joe Reed, Miami, 2017  
 75 Bryce Perkins to Joe Reed, Virginia Tech, 2018  
 +Non-scoring play

### Career TD Passes

Player	TD
1. Matt Schaub, 2000-03	56
2. Shawn Moore, 1987-90	55
3. Brennan Armstrong, 2018-pres.	51
4. Bryce Perkins, 2018-19	47
Brennan Armstrong, 2018-22	47
6. Kurt Benkert, 2016-17	46
7. Scott Gardner, 1972-75	33
Aaron Brooks, 1995-98	33
9. Matt Johns, 2013-16	30
10. Mike Groh, 1992-95	29

### Season TD Passes

Player	TD
1. Brennan Armstrong, 2021	31
2. Matt Schaub, 2002	28
3. Kurt Benkert, 2017	25
Bryce Perkins, 2018	25
5. Bryce Perkins, 2019	22
6. Shawn Moore, 1990	21
Bobby Goodman, 1992	21
Kurt Benkert, 2016	21
9. Aaron Brooks, 1997	20
Dan Ellis, 1999	20
Matt Johns, 2015	20
12. Matt Blundin, 1991	19
Symmion Willis, 1993	19
14. Shawn Moore, 1989	18
Matt Schaub, 2003	18
Brennan Armstrong, 2020	18





### Career Passing Leaders

Player	Years	C-A	Yards	Int	TD
1. Matt Schaub	2000-03	716-1069	7502	26	56
2. <b>Brennan Armstrong</b>	<b>2018-21</b>	<b>500-793</b>	<b>6824</b>	<b>23</b>	<b>51</b>
3. Shawn Moore	1987-90	421-762	6629	32	55
4. Bryce Perkins	2018-19	545-845	6218	21	47
5. Kurt Benkert	2016-17	526-915	5759	20	46
6. Jameel Sewell	2006-07, '09	514-903	5366	22	24
7. Scott Gardner	1972-75	390-816	5218	59	33
8. Aaron Brooks	1995-98	357-651	5118	24	33
9. Marc Verica	2007-10	487-813	4992	31	22
10. Marques Hagans	2002-05	408-655	4877	18	27
11. Michael Rocco	2010-12	396-657	4731	24	27
12. Mike Groh	1992-95	339-582	4366	18	29
13. Matt Johns	2013-16	372-628	4233	27	30
14. Dan Ellis	1997-00	291-507	3974	16	28
15. Don Majkowski	1983-86	286-579	3901	29	22

### Season Passing Leaders

Player	Years	C-A	Yards	Int	TD
1. <b>Brennan Armstrong</b>	<b>2021</b>	<b>326-500</b>	<b>4449</b>	<b>10</b>	<b>31</b>
2. Bryce Perkins	2019	320-496	3538	12	22
3. Kurt Benkert	2017	298-509	3207	9	25
4. Matt Schaub	2002	288-418	2976	7	28
5. Matt Schaub	2003	281-403	2952	10	18
6. Matt Johns	2015	247-403	2810	17	20
7. Marc Verica	2010	233-396	2799	14	14
8. Bryce Perkins	2018	225-349	2680	9	25
9. Michael Rocco	2011	222-366	2671	12	13
10. Kurt Benkert	2016	228-406	2552	11	21
11. Mike Groh	1995	182-330	2510	10	15
12. Marques Hagans	2005	213-343	2492	12	14
13. Symmion Willis	1993	165-276	2347	14	19
14. Aaron Brooks	1998	156-290	2319	9	12
15. Scott Secules	1987	174-296	2311	8	12

### Single Game Passing Leaders

Player vs. Opponent	C-A	Yds	Int	TD
1. <b>Brennan Armstrong vs. UNC, 2021</b>	<b>39-54</b>	<b>554</b>	<b>1</b>	<b>4</b>
2. <b>Brennan Armstrong vs. Louisville, 2021</b>	<b>40-60</b>	<b>487</b>	<b>2</b>	<b>3</b>
3. <b>Brennan Armstrong at Pitt, 2021</b>	<b>36-49</b>	<b>487</b>	<b>1</b>	<b>3</b>
4. Kurt Benkert vs. UConn, 2017	30-40	455	1	3
5. Kurt Benkert vs. Central Michigan, 2016	27-43	421	1	5
6. Marc Verica vs. Duke, 2010	24-46	417	3	4
7. <b>Brennan Armstrong vs. Wake Forest, 2021</b>	<b>33-59</b>	<b>407</b>	<b>1</b>	<b>2</b>
8. <b>Brennan Armstrong vs. Illinois, 2021</b>	<b>27-36</b>	<b>405</b>	<b>1</b>	<b>5</b>
9. <b>Brennan Armstrong vs. Virginia Tech, 2021</b>	<b>29-45</b>	<b>405</b>	<b>1</b>	<b>1</b>
10. <b>Brennan Armstrong vs. Georgia Tech, 2021</b>	<b>29-43</b>	<b>396</b>	<b>0</b>	<b>4</b>
11. Matt Schaub vs. N.C. State, 2003	41-55	393	1	4
12. Aaron Brooks vs. Virginia Tech, 1997	23-34	390	0	4
13. Kurt Benkert at Miami (Fla.), 2017	28-37	384	1	4
14. Brennan Armstrong vs. ACU, 2020	16-23	383	0	4
15. Bryce Perkins vs. Ohio, 2018	25-30	379	0	3

### Single Game TD Passes

Player	TD
1. Dan Ellis vs. Buffalo, 1999	6
2. Bobby Goodman vs. Navy, 1992	5
Symmion Willis vs. Ohio, 1993	5
Bryson Spinner vs. Georgia Tech, 2001	5
Matt Schaub vs. Akron, 2002	5
Kurt Benkert vs. Central Michigan, 2016	5
<b>Brennan Armstrong vs. Illinois, 2021</b>	<b>5</b>
7. Tabb Gillette vs. Washington & Lee, 1942	4
Bob Davis vs. VMI, 1966	4
Gene Arnette vs. Tulane, 1968	4
Scott Gardner vs. Navy, 1974	4
Scott Gardner vs. William & Mary, 1974	4
Shawn Moore vs. Navy, 1990	4
Bobby Goodman vs. Clemson, 1992	4
Mike Groh vs. Duke, 1995	4
Aaron Brooks vs. Georgia Tech, 1997	4
Aaron Brooks vs. Virginia Tech, 1997	4
Matt Schaub vs. N.C. State, 2003	4
Marques Hagans vs. Duke, 2005	4
Marc Verica vs. Duke, 2010	4
Michael Rocco vs. Miami, 2012	4
Matt Johns vs. Louisville, 2015	4
Kurt Benkert at Miami, 2017	4
Bryce Perkins vs. Florida, 2019	4
Brennan Armstrong vs. Abilene Christian, 2020	4
<b>Brennan Armstrong vs. North Carolina, 2021</b>	<b>4</b>
<b>Brennan Armstrong vs. Georgia Tech, 2021</b>	<b>4</b>
<b>Brennan Armstrong vs. BYU, 2021</b>	<b>4</b>

### Annual Passing Leaders

Year	Player	Comp	Att.	Pct.	Yds	Int	TD
1940	Bill Dudley	67	140	.479	722	9	9
1941	Bill Dudley	57	107	.533	856	8	12
1942	Tabb Gillette	82	144	.569	920	15	6
1944	Lucien Burnett	14	37	.378	133	4	1
1946	Ray Brown	17	35	.486	301	5	1
1947	Joe McCary	19	35	.543	299	2	2
1948	Joe McCary	23	44	.523	300	5	4
1949	Whitey Michels	36	79	.456	529	5	7
1950	Rufus Barkley	59	111	.532	911	9	16
1951	Rufus Barkley	43	80	.538	468	7	6
1952	Charlie Harding	48	115	.417	686	11	10
1953	Rives Bailey	41	88	.466	517	11	3
1954	Rives Bailey	23	63	.365	309	10	1
1955	Whitey Clarke	37	81	.457	372	8	2
1956	Nelson Yarbrough (led ACC)	43	91	.473	626	8	2
1957	Reece Whitley	42	99	.424	501	10	5
1958	Sandy Dempsey (led ACC)	74	152	.487	697	11	2
1959	Stan Fischer	58	119	.487	603	13	1
1960	Gary Cuzzo	40	103	.388	397	9	4
1961	Gary Cuzzo	42	93	.452	382	3	5
1962	Gary Cuzzo	98	181	.541	1136	9	6
1963	Tom Hodges	39	90	.433	440	6	2
1964	Bob Davis	80	156	.513	1054	11	2
1965	Tom Hodges (led ACC)	103	196	.526	1299	13	4
1966	Bob Davis (led ACC)	107	222	.482	1461	10	10
1967	Gene Arnette	73	147	.497	984	11	3
1968	Gene Arnette	106	206	.515	1463	14	17
1969	Danny Fassio	67	150	.447	828	11	2
1970	Bill Troup	93	184	.505	1289	15	10
1971	Harrison Davis	63	176	.358	806	14	3
1972	George Allen	55	115	.478	650	13	5
1973	Scott Gardner (led ACC)	99	234	.423	1687	16	10
1974	Scott Gardner	110	195	.564	1344	12	14
1975	Scott Gardner (led ACC)	133	272	.489	1547	19	5
1976	Andy Hitt (led ACC)	98	220	.445	1222	15	7
1977	Chip Mark	65	124	.524	720	6	3
1978	Chip Mark	37	71	.521	458	5	2
1979	Todd Kirtley	88	178	.494	1159	13	6
1980	Todd Kirtley	94	183	.514	1156	12	3
1981	Gordie Whitehead	95	178	.534	1116	10	9
1982	Wayne Schuchts	72	176	.409	1243	13	6
1983	Wayne Schuchts	129	261	.494	1881	14	11
1984	Don Majkowski	83	168	.494	1235	9	8
1985	Don Majkowski	95	199	.477	1233	8	7
1986	Don Majkowski	104	199	.523	1375	12	7
1987	Scott Secules (led ACC)	174	296	.588	2311	8	12
1988	Shawn Moore	141	282	.500	2158	14	15
1989	Shawn Moore	125	221	.566	2078	7	18
1990	Shawn Moore (led nation, ACC)	144	241	.598	2262	8	21
1991	Matt Blundin (led ACC)	135	224	.603	1902	0	19
1992	Bobby Goodman (led ACC)	130	232	.560	1707	12	21
1993	Symmion Willis	165	276	.598	2347	14	19
1994	Mike Groh (led ACC)	138	216	.639	1711	7	13
1995	Mike Groh	182	330	.552	2510	10	15
1996	Tim Sherman	102	203	.502	1572	11	4
1997	Aaron Brooks (led ACC)	164	270	.607	2282	7	20
1998	Aaron Brooks	156	290	.538	2319	9	12
1999	Dan Ellis	156	258	.605	2050	10	20
2000	Dan Ellis	116	210	.552	1642	4	7
2001	Matt Schaub	140	240	.583	1524	8	10
2002	Matt Schaub (led ACC)	288	418	.689	2976	7	28
2003	Matt Schaub	281	403	.697	2952	10	18
2004	Marques Hagans	164	261	.628	2024	5	9
2005	Marques Hagans	213	343	.621	2492	12	14
2006	Jameel Sewell	143	247	.579	1342	6	5
2007	Jameel Sewell	214	364	.588	2176	9	12
2008	Marc Verica	226	354	.638	2037	16	8
2009	Jameel Sewell	157	292	.538	1848	7	7
2010	Marc Verica	233	396	.588	2799	14	14
2011	Michael Rocco	222	366	.607	2671	12	13
2012	Michael Rocco	161	266	.605	1917	13	10
2013	David Watford	244	427	.571	2202	15	8
2014	Greyson Lambert	154	261	.590	1632	11	10
2015	Matt Johns	247	403	.613	2810	17	20
2016	Kurt Benkert	228	406	.562	2552	11	21
2017	Kurt Benkert	298	509	.585	3207	9	25
2018	Bryce Perkins	225	349	.645	2680	9	25
2019	Bryce Perkins	320	496	.645	3538	12	22
2020	Brennan Armstrong	157	268	.586	2117	11	18
<b>2021</b>	<b>Brennan Armstrong</b>	<b>326</b>	<b>500</b>	<b>.652</b>	<b>4449</b>	<b>10</b>	<b>31</b>

# VIRGINIA

## 200-Yard Game Passers

Date	Opponent	C-A	Yds	Int	TD
<b>Matt Schaub (20)</b>					
Oct. 6, 2001	Maryland	20-33	271	1	2
Oct. 13, 2001	North Carolina	33-54	334	1	3
Nov. 17, 2001	Virginia Tech	19-28	243	1	1
Aug. 31, 2002	Florida State	19-25	247	0	3
Sept. 21, 2002	Akron	19-27	202	0	5
Sept. 28, 2002	Wake Forest	22-27	312	0	3
Oct. 5, 2002	Duke	27-43	315	1	1
Oct. 12, 2002	Clemson	23-32	208	1	1
Oct. 26, 2002	Georgia Tech	41-58	372	1	1
Nov. 9, 2002	Penn State	30-38	260	0	1
Nov. 23, 2002	Maryland	23-27	249	0	3
Sept. 27, 2003	Wake Forest	30-45	326	3	2
Oct. 4, 2003	North Carolina	19-22	284	0	2
Oct. 11, 2003	Clemson	33-48	271	2	2
Oct. 18, 2003	Florida State	39-53	326	1	1
Oct. 25, 2003	Troy State	23-36	241	1	2
Nov. 1, 2003	N.C. State	41-55	393	1	4
Nov. 22, 2003	Georgia Tech	26-35	239	0	1
Nov. 29, 2003	Virginia Tech	32-46	358	1	2
Dec. 27, 2003	Pittsburgh	20-31	244	1	1
<b>Brennan Armstrong (18)</b>					
Sept. 26, 2020	Duke	24-45	269	2	2
Oct. 3, 2020	Clemson	24-43	270	2	3
Oct. 31, 2020	North Carolina	12-22	208	1	3
Nov. 14, 2020	Louisville	15-23	203	1	1
Nov. 21, 2020	Abilene Christian	16-23	383	0	4
Dec. 5, 2020	Boston College	19-27	287	1	2
Dec. 12, 2020	Virginia Tech	25-46	259	2	2
Sept. 4, 2021	William & Mary	21-30	339	0	2
Sept. 11, 2021	Illinois	27-36	405	1	5
Sept. 18, 2021	North Carolina	39-54	554	1	4
Sept. 24, 2021	Wake Forest	33-59	407	1	2
Sept. 30, 2021	Miami	25-44	268	1	1
Oct. 9, 2021	Louisville	40-60	487	2	3
Oct. 16, 2021	Duke	25-45	364	0	2
Oct. 23, 2021	Georgia Tech	29-43	396	0	4
Oct. 30, 2021	BYU	22-34	337	2	4
Nov. 20, 2021	Pitt	36-49	487	1	3
Nov. 27, 2021	Virginia Tech	29-45	405	1	1
<b>Bryce Perkins (16)</b>					
Sept. 15, 2018	Ohio	25-30	379	0	3
Sept. 29, 2018	NC State	20-35	258	2	2
Oct. 27, 2018	North Carolina	18-27	217	1	3
Nov. 2, 2018	Pittsburgh	17-24	205	0	1
Nov. 17, 2018	Georgia Tech	21-26	217	0	1
Nov. 23, 2018	Virginia Tech	14-29	259	0	3
Dec. 29, 2018	South Carolina	22-31	208	0	3
Sept. 14, 2019	Florida State	30-40	295	2	1
Sept. 28, 2019	Notre Dame	30-43	334	2	2
Oct. 11, 2019	Miami (Fla.)	24-41	244	0	0
Oct. 26, 2019	Louisville	34-41	233	1	1
Nov. 2, 2019	North Carolina	30-39	378	0	3
Nov. 9, 2019	Georgia Tech	24-35	258	0	1
Nov. 25, 2019	Virginia Tech	20-33	311	1	1
Dec. 7, 2019	Clemson	27-43	266	2	2
Dec. 30, 2019	Florida	28-40	323	1	4
<b>Shawn Moore (15)</b>					
Sept. 24, 1988	Duke	14-37	259	2	2
Oct. 22, 1988	Wake Forest	14-22	315	0	2
Oct. 29, 1988	Virginia Tech	14-28	281	1	1
Nov. 19, 1988	Maryland	15-24	203	1	1
Sept. 16, 1989	Georgia Tech	13-21	223	0	0
Sept. 23, 1989	Duke	14-15	295	0	3
Oct. 14, 1989	North Carolina	9-16	207	1	2
Oct. 21, 1989	Wake Forest	15-30	280	2	3
Oct. 28, 1989	Louisville	16-24	213	1	1
Sept. 1, 1990	Kansas	16-27	254	0	3
Sept. 15, 1990	Navy	13-22	250	1	4
Sept. 29, 1990	William & Mary	15-26	291	0	2
Oct. 20, 1990	Wake Forest	19-31	258	2	2
Nov. 3, 1990	Georgia Tech	18-28	344	2	1
Nov. 10, 1990	North Carolina	16-22	236	0	2
<b>Kurt Benkert (15)</b>					
Sept. 3, 2016	Richmond	26-34	264	1	0
Sept. 17, 2016	UConn	23-42	241	1	3
Sept. 24, 2016	Central Michigan	27-43	421	1	5
Oct. 1, 2016	Duke	23-41	336	1	3
Oct. 15, 2016	Pitt	20-44	278	1	1
Oct. 29, 2016	Louisville	25-39	238	2	3
Sept. 2, 2017	William & Mary	27-39	262	0	3
Sept. 9, 2017	Indiana	39-66	259	0	1
Sept. 16, 2017	UConn	30-40	455	1	3
Sept. 22, 2017	Boise State	19-29	273	0	3
Oct. 14, 2017	North Carolina	19-31	249	0	2
Oct. 28, 2017	Pitt	22-42	212	1	2
Nov. 4, 2017	Georgia Tech	21-43	260	1	3
Nov. 11, 2017	Louisville	19-36	214	1	1
Nov. 18, 2017	Miami	28-37	384	1	4
<b>Marc Verica (14)</b>					
Oct. 4, 2008	Maryland	25-34	226	0	2
Oct. 11, 2008	East Carolina	25-32	216	2	1
Oct. 18, 2008	North Carolina	24-38	217	0	0
Oct. 25, 2008	Georgia Tech	29-39	270	2	2
Nov. 1, 2008	Miami	27-41	240	0	1
Nov. 8, 2008	Wake Forest	23-45	279	3	2
Sept. 4, 2010	Richmond	24-35	283	0	1
Sept. 25, 2010	VMI	16-23	224	0	3
Oct. 2, 2010	Florida State	14-30	211	2	1
Oct. 9, 2010	Georgia Tech	18-31	239	0	0
Oct. 23, 2010	Eastern Michigan	18-31	203	0	2
Nov. 6, 2010	Duke	24-46	417	3	4
Nov. 13, 2010	Maryland	25-43	265	2	1
Nov. 20, 2010	Boston College	31-49	284	1	0
<b>Aaron Brooks (12)</b>					
Sept. 4, 1997	Auburn	25-41	305	1	2
Oct. 11, 1997	Clemson	14-26	212	0	2
Oct. 18, 1997	Duke	19-28	225	3	1
Nov. 8, 1997	Georgia Tech	19-26	308	1	4
Nov. 15, 1997	N.C. State	13-26	222	0	3
Nov. 29, 1997	Virginia Tech	23-34	390	0	4

Sept. 3, 1998	Auburn	16-28	220	0	1
Sept. 12, 1998	Maryland	16-26	225	0	2
Sept. 19, 1998	Clemson	21-35	310	0	1
Oct. 17, 1998	Georgia Tech	19-32	312	2	1
Nov. 14, 1998	North Carolina	10-25	281	1	1
Nov. 28, 1998	Virginia Tech	19-32	345	1	3

Date	Opponent	C-A	Yds	Int	TD
<b>Marques Hagans (11)</b>					
Sept. 4, 2004	Temple	17-22	211	0	1
Sept. 11, 2004	North Carolina	10-12	209	0	0
Sept. 24, 2004	Syracuse	11-12	202	0	1
Oct. 7, 2004	Clemson	14-26	225	0	1
Oct. 16, 2004	Florida State	20-30	214	1	0
Sept. 3, 2005	Western Michigan	17-25	252	2	1
Oct. 1, 2005	Maryland	17-35	270	0	0
Oct. 15, 2005	Florida State	27-36	306	0	2
Nov. 12, 2005	Georgia Tech	21-29	205	1	1
Nov. 26, 2005	Miami	15-28	206	0	1
Dec. 30, 2005	Minnesota	25-32	358	1	2

Date	Opponent	C-A	Yds	Int	TD
<b>Michael Rocco (11)</b>					
Sept. 17, 2011	North Carolina	22-37	287	2	1
Oct. 1, 2011	Idaho	20-30	240	0	1
Oct. 27, 2011	Miami (Fla.)	11-20	226	0	2
Nov. 5, 2011	Maryland	23-36	307	1	2
Nov. 19, 2011	Florida State	22-31	238	0	1
Nov. 26, 2011	Virginia Tech	16-27	211	2	0
Dec. 31, 2011	Auburn	26-41	312	1	2
Sept. 1, 2012	Richmond	25-37	311	1	0
Sept. 8, 2012	Penn State	21-33	258	2	1
Sept. 29, 2012	Louisiana Tech	14-23	278	2	3
Nov. 10, 2012	Miami (Fla.)	29-37	300	4	0

Date	Opponent	C-A	Yds	Int	TD
<b>Matt Johns (11)</b>					
Sept. 27, 2014	Kent State	17-28	227	2	2
Oct. 18, 2014	Duke	22-45	325	0	1
Sept. 5, 2015	UCLA	21-35	238	1	1
Sept. 12, 2015	Notre Dame	26-38	289	0	2
Sept. 19, 2015	William & Mary	17-23	263	2	3
Oct. 10, 2015	Pitt	17-33	209	1	1
Oct. 17, 2015	Syracuse	24-37	234	1	2
Nov. 7, 2015	Miami (Fla.)	29-42	280	1	0
Nov. 14, 2015	Louisville	25-41	260	0	4
Nov. 21, 2015	Duke	24-33	344	1	2
Nov. 19, 2016	Georgia Tech	27-44	220	3	1

Date	Opponent	C-A	Yds	Int	TD
<b>Scott Secules (10)</b>					
Oct. 4, 1986	Wake Forest	17-32	225	1	0
Oct. 11, 1986	Clemson	30-49	298	2	2
Sept. 5, 1987	Georgia	12-19	205	1	2
Sept. 26, 1987	Duke	13-20	221	1	2
Oct. 3, 1987	VMI	17-23	229	0	0
Oct. 10, 1987	Clemson	12-28	202	1	1
Oct. 17, 1987	South Carolina	18-34	210	0	1
Oct. 24, 1987	Wake Forest	20-25	220	0	1
Nov. 14, 1987	North Carolina	26-50	328	2	1
Nov. 21, 1987	N.C. State	20-36	269	1	2

Date	Opponent	C-A	Yds	Int	TD
<b>Jameel Sewell (10)</b>					
Oct. 14, 2006	Maryland	13-21	243	1	2
Nov. 18, 2006	Miami	23-33	217	0	0
Oct. 6, 2007	Middle Tennessee	22-37	223	1	1
Oct. 20, 2007	Maryland	22-35	243	0	0
Oct. 27, 2007	N.C. State	24-43	260	2	2
Nov. 3, 2007	Wake Forest	20-43	225	0	1
Nov. 10, 2007	Miami	20-25	288	1	1
Sept. 19, 2009	Southern Miss.	24-46	312	2	1
Oct. 10, 2009	Indiana	20-30	308	1	0
Nov. 14, 2009	Boston College	21-41	221	0	1

Date	Opponent	C-A	Yds	Int	TD
<b>Matt Blundin (9)</b>					
Oct. 7, 1989	Clemson	14-34	248	2	2
Nov. 24, 1990	Virginia Tech	21-34	305	3	2
Sept. 7, 1991	Maryland	17-36	226	0	0
Sept. 28, 1991	Duke	17-21	238	0	3
Oct. 12, 1991	Clemson	15-34	241	0	2
Oct. 19, 1991	North Carolina	17-28	206	0	2
Oct. 26, 1991	Wake Forest	18-21	275	0	2
Nov. 9, 1991	N.C. State	13-17	230	0	2
Nov. 23, 1991	Virginia Tech	13-23	222	0	3


Date	Opponent	C-A	Yds	Int	TD
<b>Dan Ellis (9)</b>					
Sept. 11, 1999	Clemson	19-33	233	0	1
Sept. 18, 1999	Wake Forest	19-25	220	1	1
Oct. 16, 1999	N.C. State	13-25	233	1	3
Nov. 13, 1999	Buffalo	16-19	363	0	6
Nov. 20, 1999	Maryland	21-34	276	1	4
Sept. 2, 2000	Brigham Young	13-23	217	1	1
Sept. 9, 2000	Richmond	19-28	299	0	1
Sept. 16, 2000	Duke	20-30	333	0	3
Oct. 7, 2000	Maryland	10-15	208	1	1

Date	Opponent	C-A	Yds	Int	TD
<b>Mike Groh (8)</b>					
Sept. 10, 1994	Navy	26-35	257	1	3
Oct. 22, 1994	North Carolina	15-21	256	0	2
Nov. 5, 1994	Duke	14-26	217	1	2
Nov. 25, 1994	N.C. State	24-35	290	1	1
Sept. 30, 1995	Wake Forest	21-34	335	0	2
Oct. 14, 1995	Duke	20-41	346	2	4
Oct. 21, 1995	Texas	15-31	226	0	1
Nov. 2, 1995	Florida State	19-			





Date	Opponent	C-A	Yds	Int	TD
<b>Symyon Willis (7)</b>					
Sept. 11, 1993	Navy	10-20	205	1	2
Sept. 25, 1993	Duke	24-34	246	1	3
Oct. 2, 1993	Ohio	11-14	279	0	5
Oct. 23, 1993	North Carolina	22-31	239	0	0
Oct. 30, 1993	N.C. State	15-26	252	1	1
Nov. 6, 1993	Wake Forest	14-24	218	4	1
Oct. 1, 1994	William & Mary	11-15	236	0	2
<b>Bob Davis (6)</b>					
Sept. 19, 1964	Wake Forest	14-27	250	2	0
Nov. 21, 1964	Maryland	13-22	266	2	0
Nov. 13, 1965	Georgia Tech	22-41	252	1	0
Sept. 17, 1966	Wake Forest	12-25	206	3	1
Sept. 24, 1966	Clemson	26-48	312	1	2
Oct. 15, 1966	VMI	13-22	266	0	4
<b>Wayne Schuchts (6)</b>					
Oct. 23, 1982	Wake Forest	15-30	320	1	1
Sept. 3, 1983	Duke	10-21	275	0	3
Sept. 24, 1983	N.C. State	18-28	223	1	0
Oct. 8, 1983	Clemson	16-32	220	2	1
Oct. 22, 1983	Wake Forest	10-26	206	0	1
Nov. 5, 1983	Georgia Tech	16-38	265	0	1
<b>Don Majkowski (5)</b>					
Nov. 17, 1984	North Carolina	20-29	266	0	1
Nov. 24, 1984	Maryland	15-32	219	1	0
Sept. 6, 1986	South Carolina	14-26	271	1	2
Sept. 13, 1986	Navy	18-31	217	0	0
Nov. 1, 1986	William & Mary	15-26	212	0	3
<b>Bobby Goodman (5)</b>					
Sept. 19, 1991	Georgia Tech	11-18	229	0	3
Sept. 5, 1992	Maryland	16-26	200	2	3
Sept. 12, 1992	Navy	14-22	306	2	5
Sept. 26, 1992	Duke	15-26	226	0	2
Oct. 10, 1992	Clemson	15-30	243	1	4
<b>David Watford (5)</b>					
Sept. 21, 2013	VMI	18-25	206	2	2
Oct. 5, 2013	Ball State	21-36	209	1	0
Oct. 12, 2013	Maryland	27-44	263	0	1
Oct. 19, 2013	Duke	20-38	263	1	1
Oct. 26, 2013	Georgia Tech	43-61	376	1	2
<b>Gene Arnette (4)</b>					
Oct. 21, 1967	South Carolina	15-21	222	0	0
Nov. 2, 1968	South Carolina	17-37	240	4	3
Nov. 16, 1968	Tulane	14-20	265	0	4
Nov. 23, 1968	Maryland	14-28	256	1	1
<b>Greyson Lambert (4)</b>					
Oct. 25, 2014	North Carolina	20-40	261	2	2
Nov. 1, 2014	Georgia Tech	19-32	230	2	1
Nov. 8, 2014	Florida State	20-35	220	1	3
Nov. 28, 2014	Virginia Tech	15-32	211	1	1
<b>Todd Kirtley (3)</b>					
Nov. 3, 1979	Georgia	13-21	215	2	2
Sept. 20, 1980	N.C. State	17-30	227	3	1
Nov. 8, 1980	Rutgers	13-22	207	1	1
<b>Harrison Davis (2)</b>					
Nov. 13, 1971	North Carolina	14-30	261	2	2
Sept. 16, 1972	Virginia Tech	16-40	202	3	2
<b>Andy Hitt (2)</b>					
Oct. 2, 1976	Georgia Tech	13-26	239	2	2
Oct. 23, 1976	Wake Forest	13-21	208	0	2
<b>Gordie Whitehead (2)</b>					
Oct. 24, 1981	Wake Forest	15-31	275	2	3
Nov. 14, 1981	North Carolina	18-31	243	1	2
<b>Tim Sherman (2)</b>					
Nov. 2, 1996	Duke	16-26	253	1	0
Nov. 9, 1996	Clemson	19-28	346	0	0
<b>Phillip Sims (2)</b>					
Oct. 6, 2012	Duke	21-42	268	0	2
Oct. 20, 2012	Wake Forest	22-39	253	1	1
<b>Tabb Gillette (1)</b>					
Nov. 7, 1942	Washington & Lee	23-35	268	3	4
<b>Charlie Ellis (1)</b>					
Oct. 6, 1945	VMI	7-8	209	0	2
<b>Sandy Dempsey (1)</b>					
Nov. 15, 1958	South Carolina	19-32	249	2	1
<b>Gary Cuozzo (1)</b>					
Nov. 3, 1962	South Carolina	22-38	220	4	0
<b>Tom Hodges (1)</b>					
Oct. 2, 1965	North Carolina	13-18	211	0	1
<b>Bill Troup (1)</b>					
Oct. 17, 1970	Army	13-24	209	2	0
<b>Larry Albert (1)</b>					
Oct. 2, 1971	Vanderbilt	14-23	217	0	1
<b>Chip Mark (1)</b>					
Nov. 5, 1977	VMI	19-30	201	0	0
<b>Kevin Ferguson (1)</b>					
Sept. 15, 1984	VMI	15-25	273	1	3
<b>David Rivers (1)</b>					
Nov. 6, 1999	Georgia Tech	18-30	228	1	3
<b>Bryson Spinner (1)</b>					
Nov. 10, 2001	Georgia Tech	32-46	327	1	5
<b>Peter Lalich (1)</b>					
Sept. 6, 2008	Richmond	21-39	204	2	0



*Matt Blundin holds the Virginia record for most consecutive passes without an interception with 231 in a row.*

### Total Offense—Plays

**Career**—1284, Bryce Perkins, 2018-19

**Season**—723, Bryce Perkins, 2019

Sr.—723, Bryce Perkins, 2019

**Jr.—598, Brennan Armstrong, 2021**

Soph.—531, David Watford, 2013

Fr.—208, Antonio Rice, 1982

**Game**—76, Brennan Armstrong vs. Wake Forest, 2021

Sr.—69, Kurt Benkert vs. Indiana, 2017

**Jr.—76, Brennan Armstrong vs. Wake Forest, 2021**

Soph.—70, David Watford vs. Georgia Tech, 2013

Fr.—59, Scott Gardner vs. North Carolina, 1972

### Total Offense—Yards

**Career**—7910, Bryce Perkins, 2018-19

**Season**—4700, Brennan Armstrong, 2021

Sr.—4307, Bryce Perkins, 2019

**Jr.—4700, Brennan Armstrong, 2021**

Soph.—2691, Michael Rocco, 2011

Fr.—1542, Jameel Sewell, 2006

**Game**—538, Brennan Armstrong vs. North Carolina, 2021

Sr.—490, Bryce Perkins vs. North Carolina, 2019

**Jr.—538, Brennan Armstrong vs. North Carolina, 2021**

Soph.—435, Brennan Armstrong vs. Abilene Christian, 2020

Fr.—335, Jameel Sewell vs. Maryland, 2006

### Career Total Offense Leaders

Player	Year	Rush Yds	Pass Yds	Plys	Total Yds	Avg
1. Bryce Perkins	2018-19	1692	6218	1284	7910	6.2
2. Shawn Moore	1987-90	1268	6629	1177	7897	6.7
3. Brennan Armstrong	2018-21	896	6824	1034	7720	7.5
4. Matt Schaub	2000-03	58	7502	1201	7560	6.3
5. Scott Gardner	1972-75	841	5218	1118	6059	5.4
6. Jameel Sewell	2006-07,09	646	5366	1260	6012	4.8
7. Marques Hagans	2002-05	902	4877	894	5779	6.5
8. Aaron Brooks	1995-98	547	5118	850	5665	6.7
9. Kurt Benkert	2016-17	-157	5759	1040	5602	5.4
10. Marc Verica	2007-10	-155	4992	901	4837	5.4
11. Michael Rocco	2010-12	98	4731	732	4829	6.6
12. Don Majkowski	1983-86	721	3901	823	4622	5.6
13. Matt Johns	2013-16	185	4233	717	4418	6.2
14. Mike Groh	1992-95	12	4366	685	4378	6.4
15. Dan Ellis	1997-00	60	3974	643	4034	6.3

### Season Total Offense Leaders

Player	Year	Rush Yds	Pass Yds	Plys	Total Yds	Avg
1. Brennan Armstrong	2021	251	4449	598	4700	7.9
2. Bryce Perkins	2019	769	3538	723	4307	6.0
3. Bryce Perkins	2018	923	2680	561	3603	6.4
4. Kurt Benkert	2017	-63	3207	574	3144	5.5
5. Matt Schaub	2002	95	2976	488	3071	6.3
6. Matt Schaub	2003	-23	2952	429	2929	6.8
7. Matt Johns	2015	86	2810	464	2896	6.2
8. Marques Hagans	2005	310	2492	310	2802	6.1
9. Marc Verica	2010	-47	2799	438	2752	6.3
10. Michael Rocco	2011	20	2671	406	2691	6.6
11. Brennan Armstrong	2020	552	2117	394	2669	6.8
12. Shawn Moore	1989	505	2078	360	2583	7.2
13. Symmion Willis	1993	222	2347	349	2569	7.4
14. Shawn Moore	1990	306	2262	335	2568	7.7
15. Aaron Brooks	1998	227	2319	374	2546	6.8

### Single Game Total Offense Leaders

Player	Year	Rush Yds	Pass Yds	Plys	Total Yds	Avg.
1. Brennan Armstrong vs. North Carolina	2021	-16	554	62	538	8.7
2. Brennan Armstrong vs. Georgia Tech	2021	99	396	55	495	9.0
3. Bryce Perkins vs. North Carolina	2019	112	378	63	490	7.8
4. Bryce Perkins vs. Virginia Tech	2019	164	311	52	475	9.1
5. Kurt Benkert vs. UConn	2017	10	455	43	465	10.8
6. Brennan Armstrong vs. Louisville	2021	-23	487	66	464	7.0
7. Brennan Armstrong vs. Pitt	2021	-27	487	57	460	8.0
8. Brennan Armstrong vs. Wake Forest	2021	33	407	76	440	5.8
9. Brennan Armstrong vs. Illinois	2021	31	405	41	436	10.6
10. Brennan Armstrong vs. Abilene Christian	2020	52	383	29	435	15.0
11. Brennan Armstrong vs. BYU	2021	94	337	45	431	9.6
12. Kurt Benkert vs. Central Michigan	2016	2	421	44	423	9.6
13. Brennan Armstrong vs. Boston College	2020	130	287	44	417	9.5
14. Marc Verica vs. Duke	2010	-4	417	47	413	8.8
15. Brennan Armstrong vs. Virginia Tech	2021	7	405	54	412	7.6



Quarterback Bryce Perkins (2018-19) relied on his outstanding passing and running abilities to set the school record for most yards of total offense in a career (7,910) in only two seasons at UVA.





### Annual Total Offense Leaders

Year	Player	Plys	Yds	Avg	TDR
1940	Bill Dudley	246	1191	4.8	12
1941	Bill Dudley	262	1824	7.0	29
1942	Tabb Gillette	143	791	5.5	6
1944	John Duda	135	800	5.9	8
1945	Charlie Ellis	124	832	6.7	5
1946	Ray Brown	95	688	7.2	7
1947	Joe McCary	89	558	6.3	2
1948	John Papit	136	896	6.6	5
1949	John Papit	198	1214	6.1	9
1950	John Papit	167	949	5.7	8
1951	Rufus Barkley	125	503	4.0	6
1952	Charlie Harding	173	851	4.9	13
1953	Rives Bailey	132	516	3.9	5
1954	Herb Hartwell	90	390	4.2	4
1955	Jim Bakhtiar	158	733	4.6	4
1956	Jim Bakhtiar	203	879	4.4	3
1957	Jim Bakhtiar	195	822	4.2	6
1958	Sandy Dempsey	188	685	3.6	2
1959	Stan Fischer	150	583	3.9	1
1960	Fred Shepherd	126	529	4.2	4
1961	Gary Cuzzo	142	350	2.5	6
1962	Gary Cuzzo	259	1210	4.7	12
1963	Tom Hodges	178	531	3.0	3
1964	Bob Davis	240	1481	6.2	10
1965	Tom Hodges	265	1382	5.2	8
1966	Bob Davis (led ACC)	309	1688	5.5	16
1967	Gene Arnette	259	1273	4.9	8
1968	Gene Arnette	294	1755	6.0	20
1969	Danny Fassio	261	1051	4.0	4
1970	Bill Troup	224	1313	5.9	12
1971	Harrison Davis	269	945	3.5	5
1972	Scott Gardner	150	770	5.1	6
1973	Scott Gardner (led ACC)	342	2120	6.2	15
1974	Scott Gardner	276	1576	5.7	16
1975	Scott Gardner (led ACC)	350	1593	4.6	9
1976	Andy Hitt	274	1085	4.0	7
1977	Chip Mark	151	623	4.1	4
1978	Tommy Vigorito	168	800	4.8	4
1979	Todd Kirtley	225	1185	5.3	6
1980	Todd Kirtley	216	1079	5.0	5
1981	Gordie Whitehead	228	1078	4.7	9
1982	Wayne Schuchts	228	1169	5.1	9
1983	Wayne Schuchts	311	1808	5.8	13
1984	Don Majkowski	251	1540	6.1	13
1985	Don Majkowski	285	1518	5.3	13
1986	Don Majkowski	265	1477	5.6	8
1987	Scott Secules	353	2356	6.7	18
1988	Shawn Moore	441	2526	5.7	25
1989	Shawn Moore	360	2583	7.2	27
1990	Shawn Moore (led ACC)	335	2568	7.7	29
1991	Matt Blundin	254	1912	7.5	20
1992	Bobby Goodman	320	1834	5.7	24
1993	Symmion Willis	349	2569	7.4	20
1994	Mike Groh	255	1725	6.8	16
1995	Mike Groh	388	2492	6.4	19
1996	Tim Sherman	272	1800	6.6	7
1997	Aaron Brooks	355	2537	7.1	25
1998	Aaron Brooks	374	2546	6.8	17
1999	Dan Ellis	322	2081	6.5	20
2000	Dan Ellis	266	1723	6.5	8
2001	Matt Schaub	273	1511	5.5	12
2002	Matt Schaub	488	3071	6.3	30
2003	Matt Schaub	429	2929	6.8	19
2004	Marques Hagans	338	2418	7.2	13
2005	Marques Hagans	458	2802	6.1	17
2006	Jameel Sewell	342	1542	4.5	9
2007	Jameel Sewell	490	2455	5.0	16
2008	Marc Verica	386	1966	5.1	9
2009	Jameel Sewell	428	2015	4.7	14
2010	Marc Verica	438	2752	6.3	14
2011	Michael Rocco	406	2691	6.6	15
2012	Michael Rocco	301	1995	6.6	13
2013	David Watford	531	2410	4.5	11
2014	Greyson Lambert	296	1626	5.5	12
2015	Matt Johns	464	2896	6.2	21
2016	Kurt Benkert	466	2458	5.3	21
2017	Kurt Benkert	574	3144	5.5	25
2018	Bryce Perkins	561	3603	6.4	34
2019	Bryce Perkins	723	4307	6.0	33
2020	Brennan Armstrong	394	2669	6.8	23
<b>2021</b>	<b>Brennan Armstrong</b>	<b>598</b>	<b>4700</b>	<b>7.9</b>	<b>40</b>

### BRENNAN ARMSTRONG

*His 4,700 yards of total offense in 2021 broke the program's single-season record and was the second most in the country.*



*Shawn Moore led Virginia in total offense from 1988-90 and his career school record held from 1990 until broken in 2019.*



*Aaron Brooks is tied for seventh in career touchdown passes and eighth in career total offense.*

## RECEIVING RECORDS

### Receptions

**Career**—250, Olamide Zaccheaus, 2015-18

**Season**—93, Olamide Zaccheaus, 2018

Sr.—93, Olamide Zaccheaus, 2018

Jr.—85, Olamide Zaccheaus, 2017

Soph.—70, Heath Miller, 2003

Fr.—58, Wali Lundy, 2002

**Game**—16, Alvin Pearman vs. Florida State, 2003

Sr.—12, Olamide Zaccheaus vs. South Carolina, 2018

Jr.—16, Alvin Pearman vs. Florida State, 2003

Soph.—13, Heath Miller vs. Virginia Tech, 2003;

13, Mikell Simpson vs. Maryland, 2007

Fr.—11, Wali Lundy vs. Clemson, 2002

### Yards

**Career**—2978, Billy McMullen, 1999-2002

**Season**—1203, **Dontayvion Wicks, 2021**

Sr.—1058, Olamide Zaccheaus

Jr.—1190, Herman Moore, 1990

**1203, Dontayvion Wicks, 2021**

Fr.—545, John Ford, 1984

**Game**—247, Olamide Zaccheaus vs. Ohio, 2018

Sr.—247, Olamide Zaccheaus vs. Ohio, 2018

Jr.—234, Herman Moore vs. Georgia Tech, 1990

Soph.—189, Billy McMullen vs. Duke, 2000

Fr.—175, Herman Moore vs. Virginia Tech, 1988

### Touchdowns

**Career**—28, Tyrone Davis, 1991-94

**Season**—13, Herman Moore, 1990

Sr.—10, Tyrone Davis, 1994

Jr.—13, Herman Moore, 1990

Soph.—10, Herman Moore, 1989

Fr.—9, Heath Miller, 2002

**Game**—4, Ed Carrington vs. Maryland, 1965

Sr.—3, Ken Shelton vs. William & Mary, 1974;

Tyrone Davis vs. Navy, 1994

Canaan Severin vs. Louisville, 2015;

Olamide Zaccheaus vs. South Carolina, 2018

Jr.—4, Ed Carrington vs. Maryland, 1965

Soph.—3, John Hepler vs. Maryland, 1961;

Wali Lundy vs. NC State, 2003

Fr.—2, John Ford vs. VMI, 1984; John Ford vs. Virginia Tech, 1984;

Demetrius "Pete" Allen vs. Navy, 1992; Germane Crowell vs.

Florida State, 1994; Billy McMullen vs. NC State, 1999; Billy

McMullen vs. Buffalo, 1999; Heath Miller vs. Wake Forest, 2002;

Wali Lundy vs. Maryland, 2002; Wali Lundy vs. West Virginia, 2002

### Longest Plays—Receptions (75 yards or more)

97 Bus Male and John Leys from Harry Martin, Navy, 1935

93 Nick Merrick from Wayne Schuchts, Wake Forest, 1982

92 Joe Kehoe from Stan Fischer, Navy, 1960

91+ Tyrone Davis from Matt Blundin, NC State, 1991

90 Deyon Williams from Emmanuel Byers, Miami, 2005

90 Harrison Davis from Scott Gardner, North Carolina, 1973

90 Lavel Davis Jr. from Brennan Armstrong, Abilene Christian, 2020

89 John Ford from Kevin Ferguson, VMI, 1984

88 Cole Egan from Todd Kirtley, Rutgers, 1980

87 Larry Holmes from Symmion Willis, Ohio, 1993

86 Olamide Zaccheaus from Bryce Perkins, Ohio, 2018

85 Frank Quayle from Bob Davis, VMI, 1966

85 Barry Word from Wayne Schuchts, Wake Forest, 1983

84 Thomas Jones from Dan Ellis, Buffalo, 1999

84+ David Eldridge from Kurt Benkert, Duke, 2016

83+ Dave Graham from Sonny Randle, North Carolina, 1957

83 Herman Moore from Shawn Moore, NC State, 1990

82 Demetrius "Pete" Allen from Mike Groh, Duke, 1995

82 Olamide Zaccheaus from Kurt Benkert, CMU, 2016

81 Olamide Zaccheaus from Kurt Benkert, North Carolina, 2017

80 Quentin Walker from Wayne Schuchts, Duke, 1983

80 Taquan Mizzell from Matt Johns, William & Mary, 2015

78 Perry Jones from Michael Rocco, Miami (Fla.), 2011

77 Olamide Zaccheaus from Bryce Perkins, Ohio, 2018

**77 Dontayvion Wicks from Brennan Armstrong, Georgia Tech, 2021**

76 Steve Osisek from Whitey Michels, VMI, 1949

76 Patrick Jeffers from Mike Groh, Clemson, 1995

76 Kris Burd from Marc Verica, Florida State, 2010

75 Joe Smith from Bill Troup, William & Mary, 1970

75 Herman Moore from Matt Blundin, Clemson, 1989

75 T.J. Thorpe from Matt Johns, Boise State, 2015

75 Joe Reed from Kurt Benkert, Miami, 2017

75 Joe Reed from Bryce Perkins, Virginia Tech, 2018

+Non-scoring play

### Career Receptions Leaders (Receptions)

Player	Years	No.	Yds.	Avg.	TD
1. Olamide Zaccheaus	2015-18	250	2753	11.0	22
2. Billy McMullen	1999-01	210	2978	14.2	24
3. Taquan Mizzell	2013-16	195	1560	8.0	7
<b>4. Billy Kemp</b>	<b>2018-21</b>	<b>176</b>	<b>1658</b>	<b>9.4</b>	<b>8</b>
5. Kris Burd	2008-11	162	2190	13.5	9
6. Hasise Dubois	2016-19	151	1859	12.3	12
7. Heath Miller	2002-04	144	1703	11.8	20
8. Alvin Pearman	2001-04	138	1396	10.1	8
9. Darius Jennings	2011-14	133	1667	12.5	12
10. Perry Jones	2009-12	129	1165	9.0	4
Joe Reed	2016-19	129	1465	11.4	16
12. John Ford	1984, 86-88	128	2399	18.7	20
13. Terrell Jana	2017-20	123	1481	12.0	5
14. Germane Crowell	1994-97	122	2142	17.6	19
15. Dave Sullivan	1970-72	120	1578	13.2	12

### Career Receiving Yards Leaders

Player	Years	No.	Yds.	Avg.	TD
1. Billy McMullen	1999-02	210	2978	14.2	24
2. Olamide Zaccheaus	2015-18	250	2753	11.0	22
3. Herman Moore	1988-90	114	2504	22.0	27
4. John Ford	1984, 86-88	128	2399	18.7	20
5. Kris Burd	2008-11	162	2190	13.5	9
6. Tyrone Davis	1991-94	103	2153	20.9	28
7. Germane Crowell	1994-97	122	2142	17.6	19
8. Hasise Dubois	2016-19	151	1859	12.3	12
9. Patrick Jeffers	1992-95	108	1785	16.5	15
10. Heath Miller	2002-04	144	1703	11.8	20
11. Darius Jennings	2011-14	133	1667	12.5	12
<b>12. Billy Kemp</b>	<b>2018-21</b>	<b>176</b>	<b>1658</b>	<b>9.4</b>	<b>8</b>
13. Tim Smith	2009-13	97	1591	16.4	10
14. Dave Sullivan	1970-72	120	1578	13.2	12
15. Taquan Mizzell	2013-16	195	1560	8.0	7



Olamide Zaccheaus is UVA's all-time receptions leader and ranks second in career receiving yards.





### Season Receptions Leaders

Player	Year	No.	Yds.	Avg.	TD
1. Olamide Zaccheaus	2018	93	1058	11.4	9
2. Olamide Zaccheaus	2017	85	895	10.5	5
3. Billy McMullen	2001	83	1060	12.8	12
4. <b>Keytaon Thompson</b>	<b>2021</b>	<b>78</b>	<b>990</b>	<b>12.7</b>	<b>1</b>
5. Joe Reed	2019	77	679	8.8	7
6. Taquan Mizzell	2015	75	721	9.6	4
Hasise Dubois	2019	75	1062	14.2	6
8. Terrell Jana	2019	74	886	12.0	3
9. <b>Billy Kemp IV</b>	<b>2021</b>	<b>74</b>	<b>725</b>	<b>9.8</b>	<b>6</b>
10. Heath Miller	2003	70	835	11.9	6
11. Billy McMullen	2002	69	894	13.0	3
12. Billy Kemp IV	2020	67	644	9.6	1
13. Kris Burd	2011	66	913	13.8	3
14. Alvin Pearman	-2003	63	518	8.2	4
15. Wali Lundy	2002	58	435	7.5	4
Deyon Williams	2005	58	767	13.2	7
Kevin Ogletree	2008	58	723	12.5	5
Kris Burd	2010	58	799	13.8	5

### Season Receiving Leaders (Yards)

Player	Year	No.	Yds.	Avg.	TD
1. <b>Dontayvion Wicks</b>	<b>2021</b>	<b>57</b>	<b>1203</b>	<b>21.1</b>	<b>9</b>
2. Herman Moore	1990	54	1190	22.0	13
3. Hasise Dubois	2019	75	1062	14.2	6
4. Billy McMullen	2001	83	1060	12.8	12
5. Olamide Zaccheaus	2018	93	1058	11.4	9
6. <b>Keytaon Thompson</b>	<b>2021</b>	<b>78</b>	<b>990</b>	<b>12.7</b>	<b>1</b>
7. Germane Crowell	1997	53	969	18.3	9
8. Kris Burd	2011	66	913	13.8	3
9. Olamide Zaccheaus	2017	85	895	10.5	5
10. Billy McMullen	2002	69	894	13.0	3
11. Terrell Jana	2019	74	886	12.0	3
12. John Ford	1987	48	855	17.8	6
13. Herman Moore	1989	36	848	23.6	10
14. Heath Miller	2003	70	835	11.9	6
15. Dontrelle Inman	2010	51	815	16.0	3

### Single Game Receiving Leaders (Receptions)

Player	No.	Yds.	Avg.	TD
1. Alvin Pearman vs. Florida State, 2003	16	134	8.4	1
2. Alvin Pearman vs. NC State, 2003	13	87	6.7	0
Heath Miller vs. Virginia Tech, 2003	13	145	11.2	0
Mikell Simpson vs. Maryland, 2007	13	152	11.7	0
Darius Jennings vs. Georgia Tech, 2013	13	119	9.2	2
Terrell Jama vs. North Carolina, 2019	13	146	11.2	0
7. Olamide Zaccheaus vs. Indiana, 2017	12	72	6.0	0
Olamide Zaccheaus vs. South Carolina, 2018	12	100	8.3	3
9. Joe Kehoe vs. Maryland, 1960	11	108	9.8	0
Billy McMullen vs. Maryland, 2001	11	175	15.9	1
Billy McMullen vs. North Carolina, 2001	11	122	11.1	1
Wali Lundy vs. Clemson, 2002	11	78	7.1	0
Canaan Severin vs. Notre Dame, 2015	11	153	13.9	0
15. <b>Keytaon Thompson vs. Pitt, 2021</b>	<b>11</b>	<b>126</b>	<b>11.5</b>	<b>1</b>
Ed Carrington vs. Clemson, 1966	10	113	11.3	0
Billy McMullen vs. Georgia Tech, 2001	10	98	9.8	2
Billy McMullen vs. Georgia Tech, 2002	10	87	8.7	0
Billy McMullen vs. Penn State, 2002	10	122	12.2	0
Deyon Williams vs. Georgia Tech, 2005	10	107	10.7	1
Kevin Ogletree vs. Wyoming, 2006	10	95	9.5	1
Dontrelle Inman vs. Duke, 2010	10	239	23.9	1
Tim Smith vs. Georgia Tech, 2013	10	151	15.1	0
Taquan Mizzell vs. Syracuse, 2015	10	69	6.9	0
Olamide Zaccheaus vs. Duke, 2018	10	66	6.6	0
Olamide Zaccheaus vs. North Carolina, 2018	10	108	10.8	0
Olamide Zaccheaus vs. Georgia Tech, 2018	10	96	9.6	0
Hasise Dubois vs. Clemson, 2019	10	130	13.0	1
Hasise Dubois vs. Florida, 2019	10	83	8.3	2
Billy Kemp IV vs. Clemson, 2020	10	96	9.6	1
Billy Kemp IV vs. NC State, 2020	10	82	8.2	1
<b>Keytaon Thompson vs. Louisville, 2021</b>	<b>10</b>	<b>149</b>	<b>14.9</b>	<b>0</b>
<b>Dontayvion Wicks vs. Pitt, 2021</b>	<b>10</b>	<b>144</b>	<b>14.4</b>	<b>0</b>

### Single Game Receiving Leaders (Yards)

Player	No.	Yds.	Avg.	TD
1. Olamide Zaccheaus vs. Ohio, 2018	9	247	27.4	2
2. Ken Shelton vs. William & Mary, 1974	9	241	26.8	3
3. Dontrelle Inman vs. Duke, 2010	10	239	23.9	1
4. Herman Moore vs. Georgia Tech, 1990	9	234	26.0	1
5. Billy McMullen vs. Duke, 2000	8	189	23.6	2
6. <b>Dontayvion Wicks vs. North Carolina, 2021</b>	<b>7</b>	<b>183</b>	<b>26.1</b>	<b>1</b>
7. Herman Moore vs. Virginia Tech, 1990	6	180	30.0	1
8. <b>Ra'Shaun Henry vs. Louisville, 2021</b>	<b>9</b>	<b>179</b>	<b>19.9</b>	<b>0</b>
9. Harrison Davis vs. North Carolina, 1973	6	178	29.7	1
10. Herman Moore vs. Virginia Tech, 1988	7	175	25.0	1
Billy McMullen vs. Maryland, 2001	11	175	15.9	1
12. <b>Dontayvion Wicks vs. Georgia Tech, 2021</b>	<b>6</b>	<b>168</b>	<b>28.0</b>	<b>2</b>
13. Terrence Wilkins vs. North Carolina, 1998	4	167	41.8	0
14. John Ford vs. Duke, 1987	7	163	23.3	2

### Annual Receiving Yards Leaders

Year	Player	No.	Yds.	Avg.	TD
1940	Nick Gianakos	21	296	14.1	4
1941	Bill Preston	22	377	17.1	2
1942	Ed Kreick	10	140	14.0	2
1944	Henry Walker	8	139	17.4	2
1946	Sam Fray	10	161	16.1	0
1947	Ed Bessell	10	226	22.6	2
1948	Floyd Tayloe	8	102	12.8	4
1949	Steve Osisek	11	205	18.6	4
1950	Gene Schroeder	33	552	16.7	7
1951	Bill Chisolm	21	241	11.5	3
1952	Ray Quillen	7	135	19.3	1
1953	Fred Moyer	10	174	17.4	1
1954	Henry Strempek	6	156	26.0	1
1955	Jesse Hagy	17	173	10.2	1
1956	Fred Polzer (led ACC)	24	231	9.6	0
1957	Fred Polzer	25	232	9.3	4
1958	Sonny Randle (led ACC)	47	642	13.7	5
1959	Brerry Jones	20	207	10.4	1
1960	Joe Kehoe	34	378	11.1	2
1961	Carl Kuhn	6	87	14.5	0
1962	Terry Sieg	27	281	10.4	0
1963	Larry Molinari	11	147	13.4	0
1964	John Pincavage	30	331	11.0	1
1965	John Pincavage (led ACC)	44	566	12.9	0
1966	Frank Quayle	28	420	15.0	4
1967	Joe Hoppe	21	318	15.1	3
1968	Frank Quayle	30	426	14.2	2
1969	Bob Bischoff	35	498	14.2	1
1970	Dave Sullivan	37	523	14.1	2
1971	Bill Davis (led ACC)	49	617	12.6	2
1972	Dave Sullivan	51	662	13.0	7
1973	Harrison Davis (led ACC)	44	773	17.6	5
1974	Ken Shelton	32	575	18.0	8
1975	Tom Fadden	48	620	12.9	2
1976	Jim Wicks	29	297	10.2	0
1977	Tom Champlin	11	209	19.0	1
1978	Andre Grier	11	262	23.8	2
1979	Ted Marchibroda	17	242	14.2	2
1980	Cole Egan	23	447	19.4	1
1981	Henry Johnson	27	427	15.8	2
1982	Nick Merrick	19	418	22.0	3
1983	Billy Smith (led ACC)	42	777	18.5	4
1984	John Ford	19	545	28.7	7
1985	Geno Zimmerlink	24	412	17.2	3
1986	Keith Mattioli	44	717	16.3	3
1987	John Ford	48	855	17.8	6
1988	Bruce McGonnigal	26	471	18.1	3
1989	Herman Moore	36	848	23.6	10
1990	Herman Moore (led ACC)	54	1190	22.0	13
1991	Tyrone Davis	19	465	24.5	5
1992	Tyrone Davis	23	548	23.8	7
1993	Patrick Jeffers	32	580	18.1	6
1994	Tyrone Davis	38	691	18.2	10
1995	Demetrius "Pete" Allen	33	652	19.8	3
1996	Germane Crowell	33	687	20.8	3
1997	Germane Crowell	53	969	18.3	9
1998	Terrence Wilkins	45	811	18.0	1
1999	Billy McMullen	28	483	17.2	6
2000	Billy McMullen	30	541	18.0	3
2001	Billy McMullen (led ACC)	83	1060	12.8	12
2002	Billy McMullen	69	894	13.0	3
2003	Heath Miller	70	835	11.9	6
2004	Heath Miller	41	541	13.2	5
2005	Deyon Williams	58	767	13.2	7
2006	Kevin Ogletree	52	582	11.2	4
2007	Tom Santi	36	418	11.6	3
2008	Kevin Ogletree	58	723	12.5	5
2009	Kris Burd	31	413	13.3	1
2010	Dontrelle Inman	51	815	16.0	3
2011	Kris Burd	66	913	13.8	3
2012	Darius Jennings	48	568	11.8	5
2013	Jake McGee	43	395	9.2	2
2014	Canaan Severin	42	578	13.8	5
2015	Canaan Severin	54	759	14.1	8
2016	Doni Dowling	50	626	12.5	4
2017	Olamide Zaccheaus	85	895	10.5	5
2018	Olamide Zaccheaus	93	1058	11.4	9
2019	Hasise Dubois	75	1062	14.2	6
2020	Billy Kemp IV	67	644	9.6	1
2021	<b>Keytaon Thompson</b>	<b>78</b>	<b>990</b>	<b>12.7</b>	<b>1</b>

## Annual Receptions Leaders

Year	Player	No.	Yds.	Avg.	TD
1940	Eddie Bryant (led nation)	30	222	7.4	2
1941	Bill Preston	22	377	17.1	2
1942	Ed Kreick	10	140	14.0	2
1944	Ward Spear	9	70	7.8	0
1946	Sam Fray	10	161	16.1	0
1947	Ed Bessell	10	226	22.6	2
1948	Carlton Elliott	9	76	8.4	0
1949	Myron Mausteller	12	177	14.8	2
1950	Gene Schroeder	33	552	16.7	7
1951	Bill Chisolm	21	241	11.5	3
1952	Bobby Pate	9	118	13.1	3
	Bob Tata	9	118	13.1	3
1953	Ray Quillen	12	117	9.8	1
1954	Herb Hartwell	8	104	13.0	0
1955	Jesse Hagy	17	173	10.2	1
1956	Fred Polzer (led ACC)	24	231	9.6	0
1957	Fred Polzer (led ACC)	25	232	9.3	4
1958	Sonny Randle (led ACC)	47	642	13.7	5
1959	Brerry Jones	20	207	10.4	1
1960	Joe Kehoe	34	378	11.1	2
1961	Tony Ulehla	9	85	9.4	1
1962	Terry Sieg	27	281	10.4	0
1963	John Pincavage	15	136	9.1	0
1964	John Pincavage	30	331	11.0	1
1965	John Pincavage (led ACC)	44	566	12.9	0
1966	Ed Carrington	32	411	12.8	5
1967	Frank Quayle	25	299	12.0	0
1968	Frank Quayle	30	426	14.2	2
1969	Bob Bischoff	35	498	14.2	1
1970	Dave Sullivan	37	523	14.1	2
1971	Bill Davis (led ACC)	49	617	12.6	2
1972	Dave Sullivan (led ACC)	51	662	13.0	7
1973	Harrison Davis (led ACC)	44	773	17.6	5
1974	Tom Fadden	34	416	12.2	3
1975	Tom Fadden (led ACC)	48	620	12.9	2
1976	Jim Wicks	29	297	10.2	0
1977	Jim Theiling	16	170	10.6	0
1978	Jim Theiling	16	239	14.9	1
1979	Mike Newhall	20	196	9.8	1
1980	Tommy Vigorito	29	239	8.2	1
1981	Kevin Riccio	32	351	11.0	5
1982	Henry Johnson	21	377	18.0	2
1983	Billy Smith	42	777	18.5	4
1984	Geno Zimmerlink	22	350	15.9	2
	Jon Muha	22	283	12.9	1
1985	Geno Zimmerlink	24	412	17.2	3
	Jon Muha	24	299	12.5	1
1986	Keith Mattioli	44	717	16.3	3
1987	John Ford	48	855	17.8	6
1988	John Ford	29	444	15.3	2
1989	Bruce McGonnigal	42	634	15.1	6
1990	Herman Moore	54	1190	22.0	13
1991	Terry Kirby	37	406	11.0	2
1992	Terry Kirby	28	241	8.6	2
1993	Patrick Jeffers	32	580	18.1	6
1994	Tyrone Davis	38	691	18.2	10
1995	Patrick Jeffers	34	517	15.2	3
1996	Germane Crowell	33	687	20.8	3
1997	Germane Crowell	53	969	18.3	9
1998	Terrence Wilkins	45	811	18.0	1
1999	Billy McMullen	28	483	17.2	6
	Kevin Coffey	28	437	15.6	7
2000	Billy McMullen	30	541	18.0	3
2001	Billy McMullen (led ACC)	83	1060	12.8	12
2002	Billy McMullen	69	894	13.0	3
2003	Heath Miller	70	835	11.9	6
2004	Heath Miller	41	541	13.2	5
2005	Deyon Williams	58	767	13.2	7
2006	Kevin Ogletree	52	582	11.2	4
2007	Mikell Simpson	43	402	9.3	2
2008	Kevin Ogletree	58	723	12.5	5
2009	Kris Burd	31	413	13.3	1
2010	Kris Burd	58	799	13.8	5
2011	Kris Burd	66	913	13.8	3
2012	Perry Jones	49	397	8.1	0
2013	Jake McGee	43	395	9.2	2
2014	Canaan Severin	42	578	13.8	5
2015	Taquan Mizzell	75	721	9.6	4
2016	Taquan Mizzell	52	404	7.8	2
2017	Olamide Zaccheaus	85	895	10.5	5
2018	Olamide Zaccheaus (led ACC)	93	1058	11.4	9
2019	Joe Reed	77	679	8.8	7
2020	Billy Kemp IV	67	644	9.6	1
2021	Dontayvion Wicks	57	1203	21.1	9

Germane Crowell vs. Florida State, 1997 5 163 32.6 0

## 100-Yard Receivers

Date	Opponent	No.	Yds	Avg.	TD
<b>Germane Crowell (9)</b>					
Nov. 18, 1995	Virginia Tech	5	112	22.4	2
Oct. 26, 1996	Florida State	6	126	21.0	1
Nov. 9, 1996	Clemson	4	110	27.5	0
Sept. 4, 1997	Auburn	6	102	17.0	1
Oct. 11, 1997	Clemson	6	100	16.7	1
Oct. 25, 1997	Florida State	5	163	32.6	0
Nov. 8, 1997	Georgia Tech	6	128	21.3	1
Nov. 15, 1997	NC State	6	108	18.0	1
Nov. 29, 1997	Virginia Tech	9	162	18.0	2
<b>Kris Burd (9)</b>					
Sept. 4, 2010	Richmond	7	122	17.4	1
Sept. 25, 2010	VMI	8	119	14.9	1
Oct. 2, 2010	Florida State	4	118	29.5	1
Oct. 30, 2010	Miami	7	104	14.9	0
Sept. 17, 2011	North Carolina	7	110	15.7	0
Oct. 1, 2011	Idaho	8	123	15.4	0
Nov. 5, 2011	Maryland	9	112	12.4	0
Nov. 26, 2011	Virginia Tech	7	100	14.3	0
Dec. 31, 2011	Auburn	6	103	17.2	2
<b>Herman Moore (8)</b>					
Oct. 29, 1988	Virginia Tech	7	175	25.0	1
Sept. 23, 1989	Duke	5	134	26.8	2
Oct. 7, 1989	Clemson	3	136	45.3	1
Oct. 13, 1989	North Carolina	4	116	29.0	1
Sept. 22, 1990	Duke	5	105	21.0	2
Oct. 13, 1990	NC State	6	162	27.0	2
Nov. 3, 1990	Georgia Tech	9	234	26.0	1
Nov. 24, 1990	Virginia Tech	6	180	30.0	1
<b>Billy McMullen (8)</b>					
Oct. 16, 1999	NC State	4	109	27.3	2
Sept. 16, 2000	Duke	8	189	23.6	2
Oct. 6, 2001	Maryland	11	175	15.9	1
Oct. 13, 2001	North Carolina	11	122	11.1	1
Nov. 3, 2001	Wake Forest	7	107	15.3	1
Nov. 17, 2001	Virginia Tech	7	130	18.6	0
Aug. 31, 2002	Florida State	5	101	20.2	0
Nov. 9, 2002	Penn State	10	122	12.2	0
<b>Olamide Zaccheaus (8)</b>					
Sept. 24, 2016	Central Michigan	8	141	17.6	2
Sept. 16, 2017	UConn	9	122	13.6	1
Oct. 14, 2017	North Carolina	5	100	20.0	1
Sept. 1, 2018	Richmond	6	101	16.8	1
Sept. 15, 2018	Ohio	9	247	27.4	2
Sept. 29, 2018	NC State	9	109	12.1	2
Oct. 27, 2018	North Carolina	10	108	10.8	2
Dec. 29, 2018	South Carolina	12	100	8.3	3
<b>John Ford (7)</b>					
Sept. 15, 1984	VMI	3	133	44.3	2
Sept. 6, 1986	South Carolina	5	104	20.8	1
Sept. 26, 1987	Duke	7	163	23.3	2
Oct. 10, 1987	Clemson	5	109	21.8	0
Oct. 17, 1987	South Carolina	8	121	15.1	0
Nov. 14, 1987	North Carolina	7	116	16.6	0
Nov. 12, 1988	North Carolina	4	100	25.0	1
<b>Terrence Wilkins (6)</b>					
Sept. 4, 1997	Auburn	7	107	15.3	1
Nov. 15, 1997	NC State	8	117	14.6	2
Oct. 17, 1998	Georgia Tech	7	131	18.7	1
Oct. 31, 1998	Wake Forest	7	101	14.4	0
Nov. 14, 1998	North Carolina	4	167	41.8	0
Nov. 28, 1998	Virginia Tech	7	141	20.1	0
<b>Dontayvion Wicks (6)</b>					
Sept. 18, 2021	North Carolina	7	183	12.8	1
Sept. 24, 2021	Wake Forest	8	114	14.3	1
Oct. 16, 2021	Duke	7	125	17.9	1
Oct. 23, 2021	Georgia Tech	6	168	28.0	2
Oct. 30, 2021	BYU	4	125	31.3	1
Nov. 20, 2021	Pitt	10	144	14.4	0
<b>Patrick Jeffers (5)</b>					
Sept. 11, 1993	Navy	4	124	31.0	2
Oct. 30, 1993	NC State	4	127	31.8	1
Nov. 19, 1994	Virginia Tech	6	116	19.3	0
Nov. 25, 1994	NC State	6	153	25.5	1
Sept. 23, 1995	Clemson	4	112	28.0	1
<b>Tyrone Davis (4)</b>					
Sept. 5, 1992	Maryland	6	117	19.5	1
Sept. 10, 1994	Navy	9	119	13.2	3
Oct. 22, 1994	North Carolina	5	124	24.8	2
Nov. 5, 1994	Duke	3	107	35.7	2
<b>Demetrius "Pete" Allen (4)</b>					
Sept. 12, 1992	Navy	3	114	38.0	2
Oct. 14, 1995	Duke	5	160	32.0	2
Oct. 21, 1995	Texas	3	102	34.0	0
Nov. 2, 1995	Florida State	4	109	27.3	1
<b>Terrell Jana (4)</b>					
Nov. 2, 2019	North Carolina	13	146	11.2	0
Nov. 9, 2019	Georgia Tech	9	108	12.0	0
Dec. 30, 2019	Florida	7	126	18.0	1
Oct. 10, 2020	NC State	9	111	12.3	0



Date	Opponent	No.	Yds	Avg.	TD
<b>Sonny Randle (3)</b>					
Sept. 20, 1958	Clemson	6	109	18.2	1
Nov. 15, 1958	South Carolina	6	105	17.5	0
Nov. 22, 1958	Maryland	5	106	21.2	0
<b>Ed Carrington (3)</b>					
Nov. 21, 1964	Maryland	5	103	20.6	0
Nov. 20, 1965	Maryland	5	115	23.0	4
Sept. 24, 1966	Clemson	10	113	11.3	0
<b>Frank Quayle (3)</b>					
Sept. 24, 1966	Clemson	7	103	14.7	2
Oct. 15, 1966	VMI	3	127	42.3	1
Oct. 21, 1967	South Carolina	7	101	14.4	0
<b>Dave Sullivan (3)</b>					
Oct. 17, 1970	Army	6	110	18.3	0
Nov. 20, 1971	Maryland	6	102	17.0	0
Oct. 14, 1972	VMI	7	133	19.0	1
<b>Harrison Davis (3)</b>					
Sept. 22, 1973	Missouri	6	124	20.7	1
Oct. 20, 1973	Virginia Tech	8	118	14.8	1
Nov. 3, 1973	North Carolina	6	178	29.7	1
<b>Billy Smith (3)</b>					
Oct. 2, 1982	NC State	7	128	18.3	0
Oct. 8, 1983	Clemson	5	125	25.0	1
Oct. 15, 1983	VMI	5	121	24.2	1
<b>Bruce McGonnigal (3)</b>					
Oct. 22, 1988	Wake Forest	5	115	23.0	0
Sept. 16, 1989	Georgia Tech	6	157	26.2	0
Oct. 21, 1989	Wake Forest	8	137	17.1	2
<b>Heath Miller (3)</b>					
Nov. 22, 2003	Georgia Tech	6	110	18.3	1
Nov. 29, 2003	Virginia Tech	13	145	11.2	0
Oct. 16, 2004	Florida State	9	110	12.2	0
<b>Kevin Ogletree (3)</b>					
Oct. 14, 2006	Maryland	3	133	44.3	2
Sept. 6, 2008	Richmond	8	103	12.9	0
Oct. 4, 2008	Maryland	5	100	20.0	2
<b>Hasise Dubois (3)</b>					
Sept. 28, 2019	Notre Dame	9	143	15.9	1
Nov. 29, 2019	Virginia Tech	4	139	34.8	0
Dec. 7, 2019	Clemson	10	130	13.0	1
<b>Keytaon Thompson (3)</b>					
Oct. 9, 2021	Louisville	10	149	14.9	0
Nov. 13, 2021	Notre Dame	8	102	12.8	0
Nov. 20, 2021	Pittsburgh	11	126	11.5	1
<b>Joe Kehoe (2)</b>					
Nov. 12, 1960	Navy	4	123	30.8	1
Nov. 19, 1960	Maryland	11	108	9.8	0
<b>Bob Bischoff (2)</b>					
Nov. 15, 1969	Tulane	7	117	16.7	0
Oct. 31, 1970	North Carolina	6	114	19.0	1
<b>Bill Davis (2)</b>					
Oct. 2, 1971	Vanderbilt	7	135	19.3	1
Nov. 13, 1971	North Carolina	7	159	22.7	0
<b>Ken Shelton (2)</b>					
Sept. 14, 1974	Navy	8	105	13.1	3
Sept. 21, 1974	William & Mary	9	241	26.8	3
<b>Greg Taylor (2)</b>					
Oct. 24, 1981	Wake Forest	6	130	21.7	2
Nov. 11, 1981	North Carolina	6	106	17.7	1
<b>Quentin Walker (2)</b>					
Nov. 13, 1982	North Carolina	4	101	25.3	0
Sept. 3, 1983	Duke	2	145	72.5	2
<b>Nick Merrick (2)</b>					
Oct. 23, 1982	Wake Forest	4	137	34.3	1
Nov. 24, 1984	Maryland	9	117	13.0	0
<b>Keith Mattioli (2)</b>					
Nov. 15, 1986	North Carolina	6	109	18.2	0
Oct. 3, 1987	VMI	8	137	17.1	0
<b>Kevin Coffey (2)</b>					
Nov. 28, 1998	Virginia Tech	5	111	22.2	1
Sept. 4, 1999	North Carolina	4	101	25.3	1
<b>Deyon Williams (2)</b>					
Nov. 12, 2005	Georgia Tech	10	107	10.7	1
Nov. 26, 2005	Miami	6	152	25.3	2
<b>Tim Smith (2)</b>					
Nov. 5, 2011	Maryland	5	101	20.2	0
Nov. 26, 2013	Georgia Tech	10	151	15.1	0
<b>Darius Jennings (2)</b>					
Sept. 29, 2012	Louisiana Tech	6	136	22.7	0
Oct. 26, 2013	Georgia Tech	13	119	9.2	2
<b>Taquan Mizzell (2)</b>					
Sept. 5, 2015	UCLA	8	100	12.5	1
Sept. 19, 2015	William & Mary	5	123	24.6	1

Date	Opponent	No.	Yds	Avg.	TD
<b>Canaan Severin (2)</b>					
Sept. 12, 2015	Notre Dame	11	153	13.9	0
Nov. 14, 2015	Louisville	8	116	14.5	3
<b>Andre Levrone (2)</b>					
Sept. 16, 2017	UConn	4	127	31.8	1
Sept. 22, 2017	Boise State	5	141	28.2	2
<b>Joe Reed (2)</b>					
Nov. 23, 2018	Virginia Tech	4	119	29.8	2
Sept. 28, 2019	Notre Dame	9	107	11.9	1
<b>Billy Kemp IV (2)</b>					
Sept. 18, 2021	North Carolina	8	106	13.3	2
Nov. 27, 2021	Virginia Tech	8	102	12.8	0
<b>Steve Osisek (1)</b>					
Nov. 5, 1949	Pennsylvania	7	100	14.3	1
<b>Gene Schroeder (1)</b>					
Oct. 21, 1950	VMI	7	112	16.0	1
<b>John Pincavage (1)</b>					
Sept. 18, 1965	Duke	6	110	18.3	0
<b>Kenny Poates (1)</b>					
Oct. 2, 1965	North Carolina	5	104	20.8	1
<b>Jeff Anderson (1)</b>					
Nov. 23, 1968	Maryland	5	132	26.4	1
<b>Chuck Belic (1)</b>					
Oct. 21, 1972	Clemson	6	129	21.5	0
<b>Jim Theiling (1)</b>					
Nov. 18, 1978	North Carolina	7	113	16.1	0
<b>Cole Egan (1)</b>					
Sept. 20, 1980	NC State	6	112	18.7	0
<b>Henry Johnson (1)</b>					
Oct. 24, 1981	Wake Forest	6	121	20.2	1
<b>Kevin Riccio (1)</b>					
Nov. 6, 1982	Georgia Tech	7	103	14.7	1
<b>Barry Word (1)</b>					
Oct. 22, 1983	Wake Forest	2	102	51.0	1
<b>Jon Muha (1)</b>					
Sept. 15, 1984	VMI	8	106	13.3	1
<b>Aaron Mundy (1)</b>					
Sept. 7, 1991	Maryland	8	116	14.5	0
<b>Derick Byrd (1)</b>					
Sept. 30, 1995	Wake Forest	5	121	24.2	1
<b>Thomas Jones (1)</b>					
Nov. 13, 1999	Buffalo	2	110	55.0	1
<b>Tavon Mason (1)</b>					
Sept. 29, 2001	Duke	4	100	25.0	1
<b>Alvin Pearman (1)</b>					
Oct. 18, 2003	Florida State	16	134	8.4	1
<b>Ottawa Anderson (1)</b>					
Sept. 3, 2005	Western Mich.	3	109	36.3	0
<b>Tom Santi (1)</b>					
Dec. 30, 2005	Minnesota	5	128	25.6	0
<b>Mikell Simpson (1)</b>					
Oct. 20, 2007	Maryland	13	152	11.7	0
<b>Dontrelle Inman (1)</b>					
Nov. 6, 2010	Duke	10	239	23.9	1
<b>Perry Jones (1)</b>					
Sept. 29, 2012	Louisiana Tech	7	100	14.3	0
<b>Dominique Terrell (1)</b>					
Nov. 10, 2012	Miami (Fla.)	9	127	14.1	0
<b>Jake McGee (1)</b>					
Oct. 12, 2013	Maryland	8	114	14.3	1
<b>Miles Gooch (1)</b>					
Oct. 18, 2014	Duke	6	129	21.5	0
<b>David Eldridge (1)</b>					
Oct. 1, 2016	Duke	2	112	56.0	1
<b>Doni Dowling (1)</b>					
Sept. 16, 2017	UConn	6	136	22.7	1
<b>Lavel Davis Jr. (1)</b>					
Sept. 26, 2020	Duke	4	101	25.3	2
<b>Jelani Woods (1)</b>					
Sept. 11, 2021	Illinois	5	122	24.4	1
<b>Ra'Shaun Henry (1)</b>					
Oct. 9, 2021	Louisville	9	179	19.9	0



## SCORING RECORDS

### Most Points

**Career**—332, Connor Hughes, 2002-05

**Season**—134, Bill Dudley, 1941

Sr.—134, Bill Dudley, 1941

Jr.—115, Gene Mayer, 1914 (modern record: 110, Brian Delaney, 2019)

Soph.—109, Connor Hughes, 2003

Fr.—60, Kyle Kirkeide, 1993; Wali Lundy, 2002

**Game**—36, Gene Mayer vs. Richmond, 1915

(modern record: 26, Jim Bakhtiar vs. Virginia Tech, 1957)

Sr.—36, Gene Mayer vs. Richmond, 1915

(modern record: 26, Jim Bakhtiar vs. Virginia Tech, 1957)

Jr.—24, Ed Carrington vs. Maryland, 1965; Gene Arnette vs. Buffalo, 1967; Tiki Barber vs. Georgia Tech, 1995

Soph.—24, Ray Brown vs. Richmond, 1945; Gary Helman vs. William & Mary, 1969; Terry Kirby vs. William & Mary, 1990; Wali Lundy vs. Virginia Tech, 2003

Fr.—30, Gene Mayer vs. North Carolina, 1912 (modern record: 24, Wali Lundy vs. West Virginia, 2002)

### Most Touchdowns

**Career**—52, Wali Lundy, 2002-05

**Season**—18, Gene Mayer, 1914; Bill Dudley, 1941

Sr.—18, Bill Dudley, 1941

Jr.—18, Gene Mayer, 1914 (modern record: 17, Wali Lundy, 2004)

Soph.—14, Wali Lundy, 2003

Fr.—10, Wali Lundy, 2002

**Game**—5, Gene Mayer vs. North Carolina, 1912;

Gene Mayer vs. Richmond, 1915; (modern record: 4 on 12 occasions)

Sr.—5, Gene Mayer vs. Richmond, 1915

(modern record: 4, Bill Dudley vs. Hampden-Sydney, 1941;

Jim Bakhtiar vs. Virginia Tech, 1957;

Wali Lundy vs. Temple, 2005; Keith Payne vs. Richmond, 2010)

Jr.—4, Ed Carrington vs. Maryland, 1965; Gene Arnette vs. Buffalo, 1967; Tiki Barber vs. Georgia Tech, 1995

Soph.—4, Ray Brown vs. Richmond, 1945; Gary Helman vs. William & Mary, 1969; Terry Kirby vs. William & Mary, 1990; Wali Lundy vs. Virginia Tech, 2003

Fr.—5, Gene Mayer vs. North Carolina, 1912 (modern record: 4, Wali Lundy vs. West Virginia, 2002)

### Most PATs

**Career**—134, Connor Hughes, 2002-05

**Season**—50, Brian Delaney, 2019

Sr.—49, Jake McInerney, 1990

Jr.—50, Brian Delaney, 2019

Soph.—40, Connor Hughes, 2003

Fr.—36, Kyle Kirkeide, 1993

**Game**—12, Bob Mudd vs. Johns Hopkins, 1894 (modern record: 9, Wayne Morrison vs. James Madison, 1979)

### Most Run-Pass TDs

**Career**—83, Shawn Moore, 1987-90

**Season**—40, Brennan Armstrong, 2021

**Game**—7, Waverly Whitaker vs. Randolph-Macon, 1890 (modern record: 6,

Shawn Moore vs. Navy, 1990; Dan Ellis vs. Buffalo, 1999, **Brennan Armstrong vs. Georgia Tech & BYU 2021**)

### Most FGs Made

**Career**—66, Connor Hughes, 2002-05

**Season**—23, Connor Hughes, 2003

Sr.—21, Rafael Garcia, 1996; Connor Hughes, 2005

Jr.—22, Ian Frye, 2014

Soph.—23, Connor Hughes, 2003

Fr.—9, Wayne Morrison, 1979

**Game**—5, Rafael Garcia vs. Virginia Tech, 1994 (att. 5); Connor Hughes vs. Georgia Tech, 2003 (att. 5); Chris Gould vs. North Carolina, 2007 (att. 5)

### Most FGs Attempted

**Career**—79, Connor Hughes, 2002-05

**Season**—27, Rafael Garcia, 1995, 1996; Ian Frye, 2014

Sr.—27, Rafael Garcia, 1996

Jr.—27, Rafael Garcia, 1995; Ian Frye, 2014

Soph.—25, Connor Hughes, 2003

Fr.—16, Joe Jenkins, 1973; Wayne Morrison, 1979

**Game**—6, Todd Braverman vs. North Carolina, 1998 (made 3)

### Most Points Kicking

**Career**—332, Connor Hughes, 2002-05

**Season**—110, Brian Delaney, 2019

Sr.—99, Connor Hughes, 2005

Jr.—110, Brian Delaney, 2019

Soph.—109, Connor Hughes, 2003

Fr.—61, A.J. Mejia, 2017

**Game**—18, Rafael Garcia vs. Virginia Tech, 1994

Sr.—16, Kenny Stadlin vs. VMI, 1985;

Chris Gould vs. North Carolina, 2007;

Robert Randolph vs. William & Mary, 2011

Jr.—17, Jake McInerney vs. Wake Forest, 1989

Soph.—18, Rafael Garcia vs. Virginia Tech, 1994

Fr.—12, Wayne Morrison vs. Duke, 1979;

Connor Hughes vs. Maryland, 2002;

Connor Hughes vs. West Virginia, 2002

A.J. Mejia vs. Georgia Tech, 2017

### Longest Field Goals

56 Kenny Stadlin vs. Virginia Tech, 1984

56 Rafael Garcia vs. Texas, 1995

53 Connor Hughes vs. Wake Forest, 2003

53 Ian Frye vs. BYU, 2013

52 Connor Hughes vs. NC State, 2003

52 Chris Hinkebein vs. Maryland, 2010

51 Mark Inderlied vs. South Carolina, 1987

51 Jake McInerney vs. Georgia Tech, 1990

51 Chris Gould vs. North Carolina, 2007

50 Wayne Morrison vs. Navy, 1979

50 Rafael Garcia vs. Virginia Tech, 1994

50 Todd Braverman vs. No. Carolina, 1999

50 Connor Hughes vs. Georgia Tech, 2003

50 Connor Hughes vs. Clemson, 2004

50 Connor Hughes vs. Florida State, 2005

### Consecutive Scoring Kicks

Consecutive Field Goals—17, Brian Delaney, 2019-20

Consecutive PATs—88, Jake McInerney, 1989-90

### Career Scoring Leaders

Player	Years	Games	TD	X-Pt	2-Pt	FG	Pts.
1. Connor Hughes	2002-05	42	0	134-138	0	66-79	332
2. Wali Lundy	2002-05	49	52	0	0	0	312
3. Gene Mayer	1912-15	31	46	17	0	0	293
4. Rafael Garcia	1993-96	39	0	98-103	0	58-76	272
5. Thomas Jones	1996-99	44	40	0	0	0	240
6. Brian Delaney	2017-20	50	0	110-113	0	42-53	236
7. Robert Randolph	2008-11	42	1	81-81	0-1	46-60	225
8. Ian Frye	2012-15	40	0	83-85	0	45-58	218
9. Frank Quayle	1966-68	30	35	0	0-1	0	210
Tiki Barber	1993-96	41	35	0	0	0	210
11. Kenny Stadlin	1983-85	35	0	93-95	0	37-48	204
12. Kevin Parks	2011-14	48	33	0	0	0	198
13. Wayne Morrison	1979-82	44	0	79-83	0	38-66	193
14. Terry Kirby	1989-92	39	32	0	0	0	192
15. Bill Dudley	1939-41	27	25	35-50	0	1	188

### Season Scoring Leaders

Player	Year	TD	X-Pt	2-Pt	FG	Pts.
1. Bill Dudley	1941	18	23-28	0	1-1	134
2. Gene Mayer	1914	18	7	0	0	115
3. Brian Delaney	2019	0	50-52	0	20-24	110
4. Connor Hughes	2003	0	40-40	0	23-25	109
5. Thomas Jones	1999	17	0	0	0	102
Wali Lundy	2004	17	0	0	0	102
7. Ian Frye	2014	0	34-35	0	22-27	100
8. Connor Hughes	2005	0	36-36	0	21-24	99
9. Tiki Barber	1995	16	0	0	0	96
Rafael Garcia	1996	0	33-33	0	21-27	96
Keith Payne	2010	16	0	0	0	96
12. Gene Mayer	1915	14	10	0	0	94
Jake McInerney	1990	0	49-50	0	15-17	94
14. Connor Hughes	2004	0	42-45	0	17-24	93
15. Rafael Garcia	1995	0	31-36	0	20-27	91





### Annual Scoring Leaders

Year	Player	TD	X Pt	FG	Pts.
1940	Bill Dudley	5	3-8	0	33
1941	Bill Dudley (led nation)	18	23-28	1-1	134
1942	Herb Munhall	5	0	0	30
1943	Charlie Sackett	3	0	0	18
1944	John Duda	8	3-7	0	51
1945	Ray Brown	11	0	0	66
1946	Ray Brown	7	0	0	42
	John Duda	4	18-25	0	42
1947	George Grimes	5	26-35	0	56
1948	Floyd Tayloe	6	0	0	36
	Barney Gill	6	0	0	36
1949	John Papit	9	0	0	54
1950	John Papit	8	0	0	48
1951	Mel Roach	3	27-34	0	45
1952	Mel Roach	2	37-43	0	49
1953	Henry Strempek	3	0	0	18
1954	Herb Hartwell	4	0	0	24
1955	Jim Bakhtiar	4	12-14	0	36
1956	Jim Bakhtiar	3	9-12	1	30
1957	Jim Bakhtiar	6	7-14	0	43
1958	Sonny Randle	5	0	0	30
1959	Tom Gravins	5	4-6&	0	35
1960	Tony Uehla	4	1-1**	0	26
1961	Bob Rowley	0	12-13	3	21
1962	Gary Cuzzo	6	0	0	36
1963	Bob Dunphy	4	2-2†	0	28
1964	Bob Davis	10	1-3†	0	62
1965	Ed Carrington	6	0	0	36
1964	Bob Davis	6	0	0	36
1966	Frank Quayle (led ACC)	11	0-1†	0	66
1967	Frank Quayle	10	0	0	60
1968	Frank Quayle (led ACC)	14	0-1†	0	84
1969	Gary Helman	7	1-1	0	43
1970	Gary Helman	9	0	0	54
1971	Billy Maxwell	0	12-13	8-17	36
1972	Billy Maxwell	0	23-23	8-11	47
1973	Scott Gardner	5	1-5†	0	32
1974	Ken Shelton	9	0	0	54
1975	David Sloan	9	0	0	54
1976	Joe Jenkins	0	10-11	6-11	28
1977	Russ Henderson	0	4-4	5-7	19
1978	Dan Hottowe	4	3-3	0	27
1979	Greg Taylor	11	0	0	66
1980	Wayne Morrison	0	15-15	11-16	48

Year	Player	TD	X Pt	FG	Pts.
1981	Wayne Morrison	0	12-13	7-14	33
1982	Wayne Morrison	0	23-24	11-19	56
1983	Kenny Stadlin	0	28-29	12-16	64
1984	Kenny Stadlin	0	37-37	9-13	64
1985	Kenny Stadlin	0	28-29	16-19	76
1986	Jeff Gaffney	0	17-17	12-16	53
1987	Mark Inderlied	0	30-30#	13-19	70
1988	Mark Inderlied	0	27-27	14-20	69
1989	Jake McInerney	0	40-40	16-20	88
1990	Jake McInerney (led ACC)	0	49-50	15-17	94
1991	Michael Husted	0	39-39	11-17	72
1992	Michael Husted	0	35-40	13-16	74
1993	Kyle Kirkeide	0	36-37	8-12	60
1994	Rafael Garcia (led ACC)	0	34-34	17-22	85
1995	Tiki Barber	16	0	0	96
1996	Rafael Garcia	0	33-33	21-27	96
1997	Germane Crowell	9	1†	0	56
	John Allen Roberts	0	32-32	8-14	56
1998	Thomas Jones	15	0	0	90
1999	Thomas Jones	17	0	0	102
2000	David Greene	0	27-28	11-15	60
2001	Billy McMullen	12	0	0	72
2002	Wali Lundy	10	0	0	60
2003	Connor Hughes	0	40-40	23-25	109
2004	Wali Lundy (led ACC)	17	0	0	102
2005	Connor Hughes	0	36-36	21-24	99
2006	Chris Gould	0	18-18	11-19	51
2007	Chris Gould	0	35-37	16-20	83
2008	Cedric Peerman	7	0	0	42
2009	Robert Randolph	0	6-6	17-19	57
2010	Keith Payne	16	0	0	96
2011	Robert Randolph	0	32-32	16-23	80
2012	Drew Jarrett	0	27-27	8-12	51
2013	Kevin Parks	12	0	0	72
2014	Ian Frye	0	34-35	22-27	100
2015	Ian Frye	0	34-35	17-22	85
2016	Albert Reid	7	1†	0	44
2017	A.J. Mejia	0	37-37	8-12	61
2018	Brian Delaney	0	25-25	12-16	61
2019	Brian Delaney	0	50-52	20-24	110
2020	Brian Delaney	0	35-36	10-13	65
2021	Brendan Farrell	0	34-34	11-13	67

† 2-pt. conversions  
 \*\*\* includes 1 of 1 2-pt. conversions  
 & includes 1 of 3 2-pt. conversions



Kicker Connor Hughes is Virginia's career scoring leader with 332 points.



Joe Reed is the UVA career record holder for kickoff return yardage with 3,042 yards. He is one of 10 FBS players all-time to reach 3,000 career kick return yards and he is the only FBS player in college football history to have at least 2,700+ career kick return yards and a career return average of 28+ yards.

## KICKOFF RETURNS

### Most Kickoffs Returned

**Career**—106, Joe Reed, 2016-19  
**Season**—42, Khalek Shepherd, 2012  
**Game**—9, Olamide Zaccheaus vs. Boise State, 2015

### Kickoff Return Yardage

**Career**—3042, Joe Reed, 2016-19  
**Season**—929, Khalek Shepherd, 2012  
**Game**—231, Olamide Zaccheaus vs. Boise State, 2015

### Kickoff Returns For a Touchdown

**Career**—5, Joe Reed, 2016-19  
**Season**—2, Joe Reed, 2017 & 2019  
**Game**—1, 19 times, last by Joe Reed vs. Duke (95), 2019

### Longest Kickoff Returns

- 100 Tavon Mason, Georgia Tech, 2001
  - 100 Marquis Weeks, North Carolina, 2002
  - 100 Marquis Weeks, North Carolina, 2004
  - 100 Joe Reed, William & Mary, 2019
  - 99 Henry Massie, North Carolina, 1963
  - 98 Joe Reed, Navy, 2017
  - 96 Jerrod Washington, Georgia Tech, 1992
  - 95 Jim Ashwell, Washington & Lee, 1951
  - 95 Joe Reed, Duke, 2019
  - 93+ Alvin Pearman, North Carolina, 2004
  - 92 Joe Reed, Georgia Tech, 2017
  - 91+ Malcolm Pittman, Maryland, 1983
  - 90 John Pincavage, South Carolina, 1965
  - 90 Frank Quayle, South Carolina, 1967
  - 90 Jerrod Washington, Virginia Tech, 1991
  - 90 Joe Reed, Liberty, 2018
  - 87 Bill Dudley, Tennessee, 1940
  - 87 Raynard Horne, VMI, 2010
  - 86+ Darius Jennings, Richmond, 2014
  - 85+ Sean McCall, Maryland, 1978
  - 82 Henry Strempek, Richmond, 1952
  - 82 Joe Rowe, Central Michigan, 1996
  - 80+ Bill Dudley, VMI, 1939
  - 78+ Tom Krebs, South Carolina, 1963
  - 76+ Tyree Foreman, Maryland, 1999
  - 74+ Sonny Randle, Virginia Tech, 1958
  - 73+ Shane Simpson, Boston College, 2020
  - 72+ Khalek Shepherd, Georgia Tech, 2012
  - 70 Terence Fells-Danzer, Eastern Michigan, 2010
  - 68+ Frank Quayle, Tulane, 1966
  - 68+ Marquis Weeks, Pittsburgh, 2003
  - 68+ Michael Johnson, Duke, 2005
  - 67+ Andrew Pearman, Wyoming, 2007
  - 65+ Larry Holmes, Georgia Tech, 1993
  - 64+ Mike Bennett, Virginia Tech, 1973
- +Non-scoring play

### Annual Kickoff Return Leaders

Year	Player	No.	Yds.	Avg.	TD
1940	Bill Dudley	14	356	25.4	1
1941	Eddie Bryant	6	99	16.5	0
1942	Eddie Bryant	3	76	25.3	0
1944	Dick Davis	2	46	23.0	0
1946	Ray Brown	5	115	23.0	0
1947	Bruce Bailey	8	143	17.9	0
1948	Joe McCary	8	169	21.1	0
1949	John Papit	17	397	23.4	0
1950	Gerry Furst	7	114	16.3	0
1951	Jim Ashwell	3	125	41.7	1
1952	Eddie Knowles	4	106	26.5	0
1953	Henry Strempek	10	240	24.0	1
1954	Henry Strempek	6	114	19.0	0
1955	Jim Bakhtiar	8	151	18.9	0

Year	Player	No.	Yds.	Avg.	TD
1956	Jim Bakhtiar	6	113	18.8	0
1957	Carl Moser	10	248	24.8	0
1958	Sonny Randle (led nation)	21	506	24.1	0
1959	Tom Gravins (led ACC)	17	346	20.4	0
1960	Ted Rzempoluch	11	221	20.1	0
1961	Bobby Freeman	9	162	18.0	0
1962	Bobby Freeman	7	155	22.1	0
1963	Henry Massie	5	184	36.8	1
1964	Roger Davis (led ACC)	21	461	22.0	0
1965	John Pincavage	14	344	24.6	1
1966	Frank Quayle	18	439	24.4	0
1967	Frank Quayle	17	422	24.8	1
1968	Frank Quayle	12	230	19.2	0
1969	Chuck Mooser	18	368	20.4	0
1970	Jim Lacey	16	360	22.5	0
1971	Gerard Mullins	17	405	23.8	0
1972	Kent Merritt	10	227	22.7	0
1973	Gerard Mullins	12	276	23.0	0
1974	Joe Sroba	18	440	24.4	0
1975	Joe Sroba	31	647	20.9	0
1976	Joe Sroba	25	558	22.3	0
1977	Tom Vigorito	23	504	21.9	0
1978	Sean McCall (led ACC)	19	511	26.9	0
1979	Sean McCall	17	350	20.6	0
1980	Dave Hall	14	285	20.4	0
1981	Greg Taylor	6	164	27.3	0
1982	Malcolm Pittman	30	617	20.6	0
1983	Malcolm Pittman	20	486	24.3	0
1984	Barry Word	18	351	19.5	0
1985	Malcolm Pittman	20	440	22.0	0
1986	Chris Warren	34	768	22.6	0
1987	Darrell Wynn	12	215	17.9	0
1988	Tim Finkelston	14	324	23.1	0
1989	Terry Kirby	13	257	19.8	0
1990	Larry Holmes	16	328	20.5	0
1991	Jerrod Washington	13	339	26.1	1
1992	Jerrod Washington	23	464	20.2	1
1993	Jerrod Washington	14	253	18.1	0
1994	Demetrius "Pete" Allen	11	207	18.8	0
1995	Demetrius "Pete" Allen	29	608	21.0	0
1996	Terrence Wilkins	14	290	20.7	0
1997	Terrence Wilkins	21	441	21.0	0
1998	Antwoine Womack	12	236	19.7	0
1999	Tavon Mason	9	176	19.6	0
2000	Tavon Mason	16	346	21.6	0
2001	Tavon Mason	19	482	25.4	1
2002	Wali Lundy	17	409	24.1	0
2003	Tony Franklin	13	336	25.8	0
2004	Marquis Weeks	11	354	32.2	1
2005	Cedric Peerman	21	542	25.8	0
2006	Cedric Peerman	19	519	27.3	0
2007	Andrew Pearman	29	608	21.0	0
2008	Chase Minnifield	21	490	23.3	0
2009	Chase Minnifield	22	513	23.3	0
2010	Raynard Horne	23	573	24.9	1
2011	Darius Jennings	30	599	20.0	0
2012	Khalek Shepherd	42	929	22.1	0
2013	Darius Jennings	24	522	21.8	0
2014	Darius Jennings	25	677	27.1	0
2015	Olamide Zaccheaus	28	541	19.3	0
2016	Joe Reed	27	678	25.1	0
2017	Joe Reed (led ACC)	29	861	29.7	2
2018	Joe Reed	26	707	27.2	1
2019	Joe Reed (led nation)	24	796	33.2	2
2020	Tavares Kelly Jr.	11	247	22.5	0
2021	Mike Hollins	6	85	14.2	0





# PUNT RETURNS

## Punts Returned

**Career**—100, Pat Chester, 1978-82

**Season**—35, Jimmy Lesane, 1951

**Game**—9, Eddie Bryant vs. Hampden-Sydney, 1942

## Punt Return Yardage

**Career**—808, Pat Chester, 1978-82

**Season**—481, Bill Dudley, 1941

**Game**—140, Jimmy Lesane vs. Virginia Tech, 1951

## Longest Punt Returns

95	Harry Martin to Bus Male to Harry Martin, Maryland, 1935
89	Bill Dudley, Lafayette, 1941
79	Terry Sieg, Virginia Tech, 1962
+79	Jason Wallace, Clemson, 1990
76	Chris Warren, Navy, 1986
+75	Gene Schroeder, Pennsylvania, 1950
+75	Steve Sroba, Maryland, 1972
74	Tiki Barber, Navy, 1994
74	Tiki Barber, NC State, 1996
74	Maurice Canady, William & Mary, 2015
72	Eddie Knowles, Virginia Tech, 1952
70	Bobby Freeman, Wake Forest, 1961
70	Gerard Mullins, Vanderbilt, 1971
70	Pat Chester, Duke, 1980
70	Alvin Pearman, Temple, 2004

+ Non-scoring play

## Annual Punt Return Leaders

Year	Player	No.	Yds.	Avg.	TD
1940	Eddie Bryant	28	421	15.0	2
1941	Bill Dudley	28	481	17.2	1
1942	Eddie Bryant	13	112	8.6	0
1944	Charlie Ellis	12	137	11.4	0
1946	Billy Pannel	5	68	13.6	0
1947	Billy Pannel	10	164	16.4	1
1948	Barney Gill	14	215	15.4	0
1949	Steve Osisek	12	173	14.4	0
1950	Gene Schroeder	14	205	14.6	0
1951	Jimmy Lesane	35	387	11.1	0
1952	Eddie Knowles	32	365	11.4	3
1953	Eddie Knowles	4	114	28.5	1
1954	Eddie Knowles	9	72	8.0	0
1955	Nick Lawyer	4	70	17.5	1
1956	Ralph Kneeland	4	67	16.8	0
1957	Sonny Randle	5	46	9.2	0
1958	Sonny Randle	5	47	9.4	0
1959	Fred Trainor	5	42	8.4	0
1960	Carl Kuhn	4	74	18.5	0
1961	Bobby Freeman	4	81	20.3	1
1962	Terry Sieg	6	157	26.2	1
1963	Gene Angle	4	54	13.5	0
1964	Roger Davis	10	89	8.9	0

Year	Player	No.	Yds.	Avg.	TD
1965	John Pincavage	12	135	11.3	0
1966	George Stetter	18	182	10.1	0
1967	Paul Klingensmith	12	125	10.4	0
1968	Chuck Mooser	9	127	14.1	1
1969	Chuck Mooser	8	85	10.6	0
1970	Dave Sullivan	17	125	7.4	0
1971	Gerard Mullins	31	298	9.6	1
1972	Gerard Mullins	16	183	11.4	0
1973	Gerard Mullins	17	107	6.3	0
1974	Tom Fadden	19	109	5.7	0
1975	Joe Sroba	8	59	7.4	0
1976	Derrick Glasper	11	61	5.5	0
1977	Mickey Spady	16	64	4.0	0
1978	Pat Chester	31	190	6.1	0
1979	Pat Chester (led ACC)	25	248	9.9	2
1980	Pat Chester (led ACC)	19	192	10.1	1
1981	Bob Sweeney	13	41	3.2	0
1982	Pat Chester	19	128	6.7	0
1983	Bart Farinholt	15	105	7.0	0
1984	Ray Daly	20	161	8.1	0
1985	Chris Warren	26	168	6.5	0
1986	Chris Warren	17	136	8.0	1
1987	Tim Finkelston	25	182	7.3	0
1988	Tim Finkelston	25	177	7.1	0
1989	Tim Finkelston	22	159	7.2	0
1990	Jason Wallace	32	403	12.6	1
1991	Larry Holmes	26	219	8.4	0
1992	Jerrold Washington	20	87	4.4	0
1993	Larry Holmes	13	104	8.0	0
1994	Tiki Barber	17	181	10.6	1
1995	Tiki Barber	32	272	8.5	0
1996	Tiki Barber (led ACC)	19	241	12.7	1
1997	Terrence Wilkins	17	94	5.5	0
1998	Terrence Wilkins	17	165	9.7	0
1999	Arlen Harris	16	198	12.4	0
2000	James Johnson	20	115	5.8	0
2001	Alvin Pearman	27	247	9.1	0
2002	Marques Hagans	29	262	9.0	1
2003	Marques Hagans	28	269	9.6	0
2004	Alvin Pearman	28	314	11.2	1
2005	Emmanuel Byers	8	81	10.1	0
2006	Mike Brown	14	134	9.6	0
2007	Vic Hall	23	230	10.0	0
2008	Vic Hall	16	102	6.4	0
2009	Chase Minnifield	20	88	4.4	0
2010	Chase Minnifield	13	84	6.5	0
2011	Dominique Terrell	14	61	4.4	0
2012	Khalek Shepherd	23	89	3.3	0
2013	Dominique Terrell	18	142	7.9	0
2014	Khalek Shepherd	26	115	4.4	0
2015	Maurice Canady	5	126	25.2	1
2016	Daniel Hamm	22	216	9.8	0
2017	Daniel Hamm	22	98	4.5	0
2018	Tavares Kelly Jr.	13	143	11.0	0
<b>2019</b>	<b>Billy Kemp IV</b>	<b>23</b>	<b>137</b>	<b>6.0</b>	<b>0</b>
<b>2020</b>	<b>Billy Kemp IV</b>	<b>14</b>	<b>71</b>	<b>5.1</b>	<b>0</b>
<b>2021</b>	<b>Billy Kemp IV</b>	<b>15</b>	<b>93</b>	<b>6.2</b>	<b>0</b>



Pat Chester has the most career punt returns in UVA history. He led the ACC in 1979 and 1980.



## ALL-PURPOSE YARDS

### All-Purpose Yards

**Career**—4981, Frank Quayle, 1966-68

**Season**—2054, Thomas Jones, 1999

Sr.—2054, Thomas Jones, 1999

Jr.—1906, Tiki Barber, 1995

Soph.—1616, Frank Quayle, 1966

Fr.—1670, Wali Lundy, 2002

**Game**—331, Thomas Jones vs. Buffalo, 1999

Sr.—331, Thomas Jones vs. Buffalo, 1999

Jr.—311, Tiki Barber vs. Florida State, 1995

Soph.—271, Mikell Simpson vs. Maryland, 2007

Fr.—239, Wali Lundy vs. West Virginia, 2002

### Career All-Purpose Yards Leaders

Player	Years	Rush	Rec.	PR	KOR	Tot.
1. Frank Quayle	1966-68	2695	1145	50	1091	4981
2. Alvin Pearman	2001-04	2394	1396	600	579	4969
3. Tiki Barber	1993-96	3389	602	694	184	4869
4. Thomas Jones	1996-99	3998	571	82	47	4698
5. Joe Reed	2016-19	172	1465	0	3042	4679
6. Terry Kirby	1989-92	3348	1022	0	267	4637
7. Wali Lundy	2002-05	3193	895	0	409	4497
8. Taquan Mizzell	2013-16	2075	1560	0	683	4318
9. Olamide Zaccheaus	2015-18	551	2753	34	685	4024
10. Kevin Parks	2011-14	3219	779	0	0	3998
11. John Papit	1947-50	3238	85	7	651	3981
12. Tommy Vigorito	1977-80	2913	415	7	587	3922
13. Perry Jones	2009-12	2033	1165	92	432	3722
14. Darius Jennings	2011-14	183	1667	30	1839	3719
15. Bill Dudley	1939-41	1631	208	793	605	+3396

+ includes interception returns for 159 yards

### Season All-Purpose Yards Leaders

Player	Year	G	Rush	Rec.	PR	KOR	Tot.	Avg.
1. Thomas Jones	1999	11	1798	239	17	0	2054	186.7
2. Alvin Pearman	2004	12	1037	402	314	195	1938	161.5
3. Tiki Barber	1995	12	1397	216	272	21	1906	158.8
4. Frank Quayle	1968	10	1213	426	0	230	1869	186.9
5. Tiki Barber	1996	11	1360	258	241	0	1859	169.0
6. Bill Dudley	1941	9	968	60	481	89+	1674	186.0
7. Wali Lundy	2002	14	826	435	0	409	1670	119.3
8. Frank Quayle	1966	10	727	420	30	439	1616	161.6
9. John Papit	1949	10	1214	0	0	397	1611	161.1
10. Marcus Wilson	1989	12	1098	161	0	284	1543	128.6
11. Thomas Jones	1998	11	1303	179	13	27	1522	138.4
12. Joe Reed	2019	14	42	679	0	796	1517	116.7
13. Frank Quayle	1967	10	755	299	20	422	1496	149.6
14. Taquan Mizzell	2015	12	671	721	0	96	1488	124.0
15. Perry Jones	2011	13	915	506	47	0	1468	112.9

+ includes interception returns for 76 yards

### Single-Game All-Purpose Yards Leaders

Player	Rush	Rec.	PR	KOR	Tot.
1. Thomas Jones vs. Buffalo, 1999	221	110	0	0	331
2. Bill Dudley vs. North Carolina, 1941	215	0	59	51	325
3. Tiki Barber vs. Florida State, 1995	193	45	73	0	311
4. John Papit vs. George Washington, 1949	203	0	0	81	284
5. Frank Quayle vs. Maryland, 1968	216	45	0	11	272
6. Mikell Simpson* vs. Maryland, 2006	119	152	0	0	271
7. Alvin Pearman vs. Duke, 2004	223	44	0	0	267
8. Bill Dudley vs. Lehigh, 1941	167	20	78	0	265
9. Frank Quayle vs. Davidson, 1968	153	85	0	21	259
10. Tiki Barber vs. Duke, 1995	185	27	43	0	255
11. Frank Quayle vs. Tulane, 1968	121	49	0	84	254
12. Frank Quayle vs. Maryland, 1966	221	31	0	0	252
13. Frank Quayle vs. South Carolina, 1967	739	101	0	111	251
14. John Papit vs. VMI, 1949	157	0	0	93	250
Alvin Pearman vs. Virginia Tech, 2004	147	32	16	55	250



Halfback Frank Quayle piled up a school-record 4,981 career all-purpose yards from 1966-68. He led the nation with 1,616 all-purpose yards as a sophomore in 1966.



Tailback Thomas Jones set an ACC record with 2,054 all-purpose yards in 1999. He also broke Bill Dudley's 58-year-old school record for most all-purpose yards in a game that season with 331 yards against Buffalo in his final home game.

**Annual All-Purpose Yards Leaders**

Year	Player	Rush	Rec.	Int.	PR	KOR	Tot.
1940	Bill Dudley	469	60	83	210	356	1178
1941	Bill Dudley (led nation)	968	60	76	481	89	1674
1942	Eddie Bryant	48	40	40	112	76	391
1944	John Duda	716	19	26	0	28	799
1946	Ray Brown	387	14	43	60	115	619
1947	Bruce Bailey	398	40	0	165	143	746
1948	John Papit	885	8	0	0	146	1039
1949	John Papit (led nation)	1214	0	0	0	397	1611
1950	John Papit	949	62	0	7	108	1126
1951	Bobby Pate	440	64	0	0	145	649
1952	Gerry Furst	699	0	0	0	77	776
1953	Henry Strempek	315	51	18	35	240	659
1954	Herb Hartwell	390	104	0	0	110	604
1955	Jim Bakhtiar	733	55	0	0	151	939
1956	Jim Bakhtiar	879	15	0	0	113	1007
1957	Jim Bakhtiar	822	13	0	0	55	890
1958	Sonny Randle (led ACC)	13	642	32	47	506	1240
1959	Tom Gravins	359	195	0	9	346	909
1960	Fred Shepherd	529	68	0	1	85	683
1961	Bobby Freeman	187	70	0	81	162	500
1962	Terry Sieg	216	281	20	157	131	805
1963	John Pincavage	256	136	93	37	126	648
1964	John Pincavage	177	331	0	64	293	865
1965	John Pincavage (led ACC)	119	566	0	135	344	1164
1966	F. Quayle (led ACC, nation)	727	420	0	30	439	1616
1967	Frank Quayle (led ACC)	755	299	0	20	422	1496
1968	Frank Quayle (led ACC)	1213	426	0	0	230	1869
1969	Gary Helman	851	86	0	0	48	985
1970	Jim Lacey	609	13	0	0	360	982
1971	Kent Merritt	828	73	0	0	351	1252
1972	Kent Merritt	575	28	0	0	227	830
1973	Harrison Davis	5	773	0	0	81	859
1974	Joe Sroba	632	56	0	14	440	1142
1975	David Sloan	848	179	0	56	19	1102
1976	Joe Sroba	1	169	0	0	558	728
1977	Tommy Vigorito	326	65	0	21	504	916
1978	Tommy Vigorito	800	53	0	-14	83	922
1979	Greg Taylor	933	182	0	0	0	1115
1980	Tommy Vigorito	742	239	0	0	0	981

Year	Player	Rush	Rec.	Int.	PR	KOR	Tot.
1981	Greg Taylor	102	418	0	44	164	728
1982	Antonio Rice	764	67	0	0	0	831
1983	Howard Petty	835	116	0	0	0	951
1984	Barry Word	603	75	0	0	351	1029
1985	Barry Word (led ACC)	1224	76	0	0	76	1376
1986	Chris Warren	380	162	0	136	768	1446
1987	Marcus Wilson	692	134	0	0	212	1038
1988	Tim Finkelston	0	346	0	177	324	847
1989	Marcus Wilson	1098	161	0	0	284	1543
1990	Terry Kirby	1020	324	0	0	9	1353
1991	Terry Kirby	887	406	0	0	0	1293
1992	Terry Kirby (led ACC)	1130	241	0	0	1	1372
1993	Jerrold Washington	871	72	0	54	253	1250
1994	Tiki Barber	591	126	0	181	118	1016
1995	Tiki Barber (led ACC)	1397	216	0	272	21	1906
1996	Tiki Barber (led ACC)	1360	258	0	241	0	1859
1997	Terrence Wilkins	-2	506	0	94	441	1039
1998	Thomas Jones	1303	179	0	13	27	1522
1999	Thomas Jones (led ACC)	1798	239	0	17	0	2054
2000	Antwoine Womack	1028	81	0	0	97	1206
2001	Alvin Pearman	371	283	0	247	266	1167
2002	Wali Lundy	826	435	0	0	409	1670
2003	Alvin Pearman	643	518	0	38	128	1327
2004	Alvin Pearman (led ACC)	1037	402	0	314	185	1938
2005	Cedric Peerman	237	14	0	0	542	793
2006	Jason Snelling	772	282	0	0	0	1054
2007	Mikell Simpson	570	402	0	0	57	1029
2008	Cedric Peerman	774	193	0	0	108	1075
2009	Rashawn Jackson	461	222	0	0	13	696
2010	Perry Jones	646	224	0	45	191	1106
2011	Perry Jones	915	506	0	47	0	1468
2012	Khalek Shepherd	122	129	0	89	929	1269
2013	Kevin Parks	1031	329	0	0	0	1360
2014	Darius Jennings	115	521	0	0	677	1313
2015	Taquan Mizzell	671	721	0	0	96	1488
2016	Taquan Mizzell	940	404	0	0	33	1376
2017	Olamide Zaccheaus	182	895	0	0	145	1222
2018	Joe Reed	15	465	0	0	707	1187
2019	Joe Reed	42	679	0	0	796	1517
2020	Billy Kemp IV	22	644	0	71	76	813
2021	Keytaon Thompson	247	990	0	0	0	1237



## PUNTING RECORDS

### Punts

**Career**—276, Russ Henderson, 1975-78  
**Season**—85, Russ Henderson, 1977; Alec Vozenilek, 2013  
**Game**—14, Billy Maxwell vs. South Carolina, 1972

### Yardage

**Career**—11,951, Russ Henderson, 1975-78  
**Season**—3,615, Russ Henderson, 1977  
**Game**—537, Alec Vozenilek vs. BYU, 2013

### Average (min. 5 punts)

**Career**—44.5, Nicholas Conte, 2015-16  
**Season**—45.9, Russ Henderson, 1976  
**Game**—52.3, Lester Coleman vs. Boston College, 2017

### Longest Punts (60 yards or more)

80 Sam Maphis, 1923, Virginia Tech  
 79 Ray Quillen, 1954, Lehigh  
 78 Will Brice, 1994, Georgia Tech  
 78 Nash Griffin, 2019, Louisville  
 77 Alec Vozenilek, 2013, Pitt  
 74 Russ Henderson, 1977, Syracuse  
 73 Braxton Hill, 1965, West Virginia  
 72 Kevin Ferguson, 1984, Georgia Tech  
 72 Ed Garno, 1991, VMI  
 71 Hal Trentham, 1970, Duke  
 70 Hunter Richards, 1968, Navy  
 70 Will Brice, 1994, North Carolina  
 70 Mike Abrams, 2000, Brigham Young  
 70 Nash Griffin, 2019, Florida  
 69 Joel Dempsey, 1986, Wake Forest  
 68 Whitey Michels, 1948, Virginia Tech  
 68 Russ Henderson, 1975, Vanderbilt  
 68 Jeff Walker, 1981, Maryland  
 68 Donnie Scott, 1998, N.C. State  
 67 Will Brice, 1996, N.C. State  
 67 Mike Abrams, 2001, Florida State  
 67 Nicholas Conte, 2015, Louisville  
 67 Nicholas Conte, 2016, Virginia Tech  
 66 Russ Henderson, 1976, Lehigh  
 66 Jeff Walker, 1982, N.C. State  
 66 Joel Dempsey, 1988, Virginia Tech  
 66 Donnie Scott, 1998, Maryland  
 65 Whitey Michels, 1948, Wash. & Lee  
 64 Whitey Michels, 1949, Virginia Tech  
 64 Harold Hoak, 1951, The Citadel  
 64 Ford Mays, 1979, Clemson  
 64 Fred Carter, 1987, North Carolina  
 64 Will Brice, 1995, Texas  
 64 Donnie Scott, 1999, BYU  
 63 Russ Henderson, 1975, Maryland  
 63 Jeff Walker, 1981, N.C. State

63 Donnie Scott, 1998, Duke  
 63 Lester Coleman, 2017, W&M  
 63 Lester Coleman, 2017, Georgia Tech  
 62 Russ Henderson, 1978, Virginia Tech  
 62 Joel Dempsey, 1988, Clemson  
 62 Will Brice, 1993, Duke  
 62 Will Brice, 1995, Wake Forest  
 62 Will Brice, 1996, Georgia Tech  
 62 Alec Vozenilek, 2014, BYU  
 62 Lester Coleman, 2017, Duke  
 62 Lester Coleman, 2017, North Carolina  
 61 Russ Henderson, 1977, VMI  
 61 Russ Henderson, 1978, Navy (2)  
 61 Jeff Walker, 1985, Georgia Tech  
 61 Will Brice, 1994, Duke  
 61 Donnie Scott, 1998, Clemson  
 61 Donnie Scott, 1998, Florida State  
 61 Donnie Scott, 1999, N.C. State  
 61 Mike Abrams, 2000, Florida State  
 61 Ryan Weigand, 2007, Wyoming  
 61 Lester Coleman, 2018, Indiana  
 60 Jim Gillette, 1939, Hampden-Sydney  
 60 Whitey Michels, 1949, Pennsylvania  
 60 Henry Massie, 1963, North Carolina  
 60 Hunter Richards, 1968, Navy  
 60 Russ Henderson, 1975, Virginia Tech  
 60 Russ Henderson, 1976, Washington  
 60 Russ Henderson, 1976, VMI  
 60 Russ Henderson, 1978, North Carolina  
 60 Ford Mays, 1980, Virginia Tech  
 60 Will Brice, 1994, North Carolina  
 60 Will Brice, 1996, Florida State  
 60 Lester Coleman, 2017, Boise State  
 60 Lester Coleman, 2017, Boston College

### Annual Punting Leaders

Year	Player	No.	Yds	Avg.	Blkd
1940	Bill Dudley	73	2540	34.8	0
1941	Bill Dudley	61	2185	35.8	2
1942	Tabb Gillette	54	1965	36.4	3
1944	Lucien Burnett	43	1452	33.8	4
1946	George Grimes	23	735	32.0	3
1947	George Grimes	50	2039	40.8	0
1948	Whitey Michels	41	1541	37.6	0
1949	Whitey Michels	42	1656	39.4	0
1950	Harold Hoak	45	1808	40.2	0
1951	Harold Hoak	43	1569	36.5	0
1952	Harold Hoak	57	2228	39.1	0
1953	Ray Quillen	24	865	36.0	0
1954	Henry Strempek	38	1388	36.5	1
1955	Wilson Tinsley	31	1140	36.8	0
1956	Alvin Cash	27	980	36.3	0
1957	Nelson Yarbrough	18	642	35.7	0
1958	Alvin Cash	15	520	34.7	0
1959	Joe Board	37	1346	36.4	0
1960	Wayne Ballard	19	599	31.5	0
1961	Tom Griggs	62	2075	33.5	0
1962	Tom Griggs	52	1892	36.4	1
1963	Tom Shuman	60	2210	36.8	1
1964	Tom Shuman	43	1491	34.7	1
1965	Braxton Hill	47	1763	37.5	0
1966	Paul Reeve	30	1055	35.2	0
1967	Braxton Hill	48	1766	36.8	0
1968	Hunter Richards	55	2019	36.7	2
1969	Hal Trentham	60	2174	36.2	0
1970	Hal Trentham	69	2671	38.7	1
1971	Billy Maxwell	71	2617	36.9	0
1972	Billy Maxwell	72	2526	35.1	0
1973	Billy Maxwell	50	1888	37.8	0
1974	Joe Jenkins	59	2157	36.6	0
1975	Russ Henderson	50	2108	42.2	0
1976	Russ Henderson	69	3168	45.9	0
1977	Russ Henderson (led ACC)	85	3615	42.5	0
1978	Russ Henderson (led ACC)	72	3060	42.5	0
1979	Ford Mays	64	2380	37.2	0
1980	Ford Mays	55	2187	39.8	0
1981	Jeff Walker	76	2920	38.4	0
1982	Jeff Walker	74	3020	40.8	0
1983	Jeff Walker	61	2404	39.4	0
1984	Kevin Ferguson	62	2443	39.4	0
1985	Jeff Walker	62	2467	39.8	0
1986	Joel Dempsey	60	2281	38.0	0
1987	Fred Carter	28	1070	38.2	0
1988	Joel Dempsey	46	1699	36.9	0
1989	Myron Martin	25	936	37.4	0
1990	Ed Garno	39	1662	42.6	0
1991	Ed Garno (led ACC)	47	1975	42.0	0
1992	Patrick Harkleroad	37	1395	37.7	0
1993	Will Brice	48	2025	42.2	0
1994	Will Brice	55	2230	40.5	0
1995	Will Brice	73	3007	41.2	0
1996	Will Brice	52	2323	44.7	0
1997	Frank Rotella	60	2398	40.0	1
1998	Donnie Scott	58	2473	42.6	0
1999	Donnie Scott	55	2233	40.6	0
2000	Mike Abrams	65	2768	42.6	0
2001	Mike Abrams	62	2616	42.2	0
2002	Tom Hagan	62	2273	36.7	0
2003	Tom Hagan	63	2193	34.8	0
2004	Sean Johnson	32	1131	35.3	0
2005	Chris Gould	53	2122	40.0	0
2006	Chris Gould	56	2148	38.4	0
2007	Ryan Weigand (led ACC)	52	2352	45.2	0
2008	Jimmy Howell	64	2494	39.0	0
2009	Jimmy Howell	66	2647	40.1	0
2010	Jimmy Howell	49	2066	42.2	0
2011	Jimmy Howell	62	2442	39.4	3
2012	Alec Vozenilek	66	2677	40.6	0
2013	Alec Vozenilek	85	3500	41.2	0
2014	Alec Vozenilek	58	2463	42.5	2
2015	Nicholas Conte	52	2322	44.7	1
2016	Nicholas Conte (led ACC)	74	3279	44.3	0
2017	Lester Coleman	75	3278	43.7	0
2018	Lester Coleman	51	2130	41.8	0
2019	Nash Griffin	57	2390	41.9	0
2020	Nash Griffin	42	1780	42.4	1
2021	Jacob Finn	41	1812	44.2	0



Ryan Weigand was the ACC's leading punter in 2007.





# INTERCEPTIONS

## Most Interceptions

**Career**—17, Keith McMeans, 1987-90

**Season**—9, Keith McMeans, 1987

**Game**—3, Eddie Bryant vs. Maryland, 1940; Reece Whitley vs. North Carolina, 1957; Pete Schmidt vs. Davidson, 1968; Mike Pettine vs. NC State, 1986; Keith McMeans vs. NC State, 1987; Anthony Poindexter vs. NC State, 1996; Rodney McLeod vs. Maryland, 2011

## Most Int. Returned for TDs

**Career**—4, Randy Neal, 1991-94

**Season**—2, Randy Neal, 1992 and 1994

**Game**—2, Randy Neal vs. Virginia Tech, 1992

## Interception Return Yardage

**Career**—296, Pat Chester, 1978-82

**Season**—141, Juan Thornhill, 2018

**Game**—97, Pat Chester vs. James Madison, 1979

## Consecutive Games With An Interception

5, Anthony Harris, Oct. 19-Nov. 23, 2013


## Longest Interception Returns

- 95 Ted Rzempoluch, Maryland, 1961
- 95 Antwan Harris, North Carolina, 1996
- 85 Nick Grant, William & Mary, 2019
- 85 Noah Taylor, Louisville, 2020
- 84 D'Sean Perry, Abilene Christian, 2020
- 79+ Bill Sinclair, Tulane, 1950
- 77 Randy Neal, Georgia Tech, 1994
- 70+ John Duda, Richmond, 1946
- 69+ Greg McClellan, Duke, 1991
- 69 Maurice Canady, Kent State, 2014
- 66+ *Fentrell Cypress, North Carolina, 2021***
- 65+ Chase Minnifield, Richmond, 2010
- 64+ John Pincavage, William & Mary, 1963
- 64 Bob McGrail, Army, 1971
- 63+ Tony Blount, North Carolina, 1976
- 62 Bob Rannigan, Navy, 1968
- 62+ Pat Chester, James Madison, 1979
- 62+ Juan Thornhill, Miami, 2018
- 62+ Tim Harris, Virginia Tech, 2018
- 60 Lawrence Bauman, Richmond, 1947
- 60 Vic Hall, Richmond, 2008

+ Non-scoring play

## Career Interception Leaders

	Player	Years	Int.	Yds.	Avg.	TD
1.	Keith McMeans	1987-90	17	88	5.2	0
2.	Pat Chester	1978-82	16	296	18.5	0
3.	Ronde Barber	1994-96	15	112	7.5	0
	Marcus Hamilton	2002-06	15	127	8.5	0
5.	Kevin Cook	1986-89	14	80	5.7	1
6.	Chase Minnifield	2008-11	13	164	12.6	1
	Juan Thornhill	2015-18	13	177	13.6	0
8.	Bryan Shumock	1977-80	12	209	17.4	1
	Joe Crocker	1992-95	12	76	6.3	1
	Anthony Poindexter	1995-98	12	141	11.8	0
11.	Pete Schmidt	1967-69	11	50	4.5	0
	Andy Minton	1968-70	11	140	12.7	1
	Derrick Gasper	1975-78	11	119	10.8	0
	Jason Wallace	1987-90	11	72	6.5	1
	Keith Lyle	1990-93	11	142	12.9	0
	Shernard Newby	1999-02	11	40	3.6	0
	Anthony Harris	2011-14	11	85	7.7	0
18.	Bill Dudley	1939-41	10	159	15.9	1
	Bill King	1950-52	10	114	11.4	1
	George Stetter	1964-66	10	161	16.1	0
	Steve Sroba	1971-73	10	56	5.6	0
	Percy Ellsworth	1992-95	10	32	3.2	0
	Paul London	1992-95	10	20	2.0	0
	Quin Blanding	2014-17	10	108	10.8	1



*Keith McMeans finished his Cavalier career in 1990 with a school-record 17 interceptions. He led the nation in 1987 with nine.*



Marcus Hamilton led the Cavaliers in interceptions three times in his career and he topped the ACC with six in 2005.

## Annual Interception Leaders

Year	Player	Int.	Yds.	Avg.	TD
1940	Bill Dudley	6	83	13.8	1
1941	John Neff	5	54	10.8	0
	Bill Suhling	5	45	9.0	0
1942	Ed Kreich	4	70	17.5	0
	Tabb Gillette	4	40	10.0	0
1944	Lucien Burnett	4	57	14.3	0
1946	Ray Brown	2	43	21.5	0
1947	Whitey Michels	3	0	0.0	0
1948	Steve Osisek	3	45	15.0	0
	Whitey Michels	3	3	1.0	0
1949	Steve Osisek	3	60	20.0	0
	Gene Schroeder	3	24	8.0	0
1950	Tom Berry	2	36	18.0	0
	Jimmy Lesane	2	17	8.5	0
	Norman Scott	2	5	2.5	0
1951	Jimmy Lesane	4	71	17.8	1
1952	Bill King	6	83	13.8	0
1953	John Polzer	2	29	14.5	0
	Henry Strempek	2	18	9.0	0
1954	Rives Bailey	4	56	14.0	0
1955	Rives Bailey	2	7	3.5	0
	Herb Hartwell	2	3	1.5	0
1956	Alan Reynolds	2	38	19.0	0
	Jim Keyser	2	22	11.0	0
1957	Reece Whitley (led ACC)	5	81	16.2	0
1958	Sonny Randle	2	32	16.0	0
1959	Eight players tied with one				
1960	Carl Kuhn	4	39	9.8	0
1961	Stan Fischer	4	44	11.0	0
1962	Gary Cuzzo	4	36	9.0	0
	Bobby Freeman	4	18	4.5	0
1963	Tom Krebs (led ACC)	4	20	5.0	0
1964	Jim Donley	2	26	13.0	0
1965	George Stetter	4	99	24.8	0
1966	George Stetter	5	40	8.0	0
1967	Pete Schmidt	3	30	10.0	0
1968	Pete Schmidt	6	5	0.8	0
1969	Andy Minton	4	13	3.3	0
1970	Andy Minton	3	82	27.3	1
	Russ Bauda	3	24	8.0	0
1971	Steve Sroba	3	0	0.0	0
1972	Doug Jones	3	32	10.6	0
	Steve Sroba	3	31	10.3	0
1973	Steve Sroba	4	25	6.3	0
1974	Eric Dahlgren	4	28	7.0	0
1975	Butch Powers	3	15	5.0	0
1976	Tony Blount	3	96	32.0	0
1977	Derrick Glasper (led ACC)	5	104	20.8	0
1978	Bryan Shumock	4	41	10.3	0
1979	Pat Chester	5	103	20.6	0
1980	Bryan Shumock (led ACC)	5	56	11.2	0
1981	Keith Lee	3	26	8.7	0
1982	Pat Chester	6	125	20.8	0
1983	Bart Farinholt	4	55	13.8	0

Year	Player	Int.	Yds.	Avg.	TD
1984	Ray Daly (led ACC)	6	55	9.2	0
1985	Scott Lageman	2	20	10.0	0
	Kevin Gould	2	5	2.5	0
1986	Mike Pettine	5	36	7.2	0
1987	Keith McMeans (led nation, ACC)	9	35	3.9	0
1988	Keith McMeans (led ACC)	5	49	9.8	0
1989	Jason Wallace	5	44	8.8	0
1990	Keith McMeans	3	4	1.3	0
	Jason Wallace	3	8	2.7	0
1991	Keith Lyle	2	68	34.0	0
	Carl Smith	2	19	9.5	0
1992	Keith Lyle	4	31	7.8	0
1993	Keith Lyle	5	43	8.6	0
1994	Ronde Barber (led ACC)	8	56	7.0	0
1995	Percy Ellsworth	6	21	3.5	0
	Paul London	6	20	3.3	0
1996	Stephen Phelan	4	21	5.3	0
	Anthony Poindexter	4	58	14.5	0
1997	Anthony Poindexter	4	55	13.8	0
1998	Adrian Burnim	4	36	9.0	0
1999	Jerton Evans	4	1	0.2	0
2000	Ahmad Hawkins	4	31	7.8	0
2001	Sherard Newby	5	39	7.8	0
2002	Sherard Newby	3	1	0.3	0
2003	Almondo Curry (led ACC)	6	133	22.2	1
2004	Marcus Hamilton	4	-2	-0.5	0
2005	Marcus Hamilton (led ACC)	6	28	4.7	0
2006	Marcus Hamilton	5	101	20.2	0
2007	Jeffrey Fitzgerald	2	25	12.5	1
	Ras-I Dowling	2	17	8.5	0
	Jon Copper	2	7	3.5	0
2008	Ras-I Dowling	3	0	0.0	0
2009	Chris Cook	4	66	16.5	1
2010	Chase Minnifield	6	80	13.3	0
2011	Rodney McLeod	4	15	3.8	0
2012	Maurice Canady	2	39	19.5	0
2013	Anthony Harris (led nation, ACC)	8	42	5.3	0
2014	Quin Blanding	3	6	2.0	0
	Maurice Canady	3	69	23.0	1
2015	Darius Latimore	2	8	4.0	0
2016	Juan Thornhill	3	32	10.7	0
2017	Quin Blanding	4	72	18.0	1
	Brenton Nelson	4	31	7.8	0
	Juan Thornhill	4	4	1.0	0
2018	Juan Thornhill	6	141	23.5	0
2019	Joey Blount	3	66	22.0	0
2020	De'Vante Cross	2	0	0.0	0
	Nick Grant	2	0	0.0	0
	D'Angelo Amos	2	6	3.0	0
	Brenton Nelson	2	0	0.0	0
2021	Joey Blount	3	60	20.0	0
	<b>Anthony Johnson</b>	<b>3</b>	<b>0</b>	<b>0.0</b>	<b>0</b>





# DEFENSIVE RECORDS

## Most Tackles

**Career**—495, Quin Blanding, 2014-17

**Season**—155, Angelo Crowell, 2002

**Game**—24, Stuart Anderson vs. NC State, 1979

## Most Solo Tackles

**Career**—295, Jamie Sharper, 1993-96

**Season**—98, Randy Neal, 1993

**Game**—16, Phil Thomas vs. North Carolina, 1987; Randy Neal vs. Clemson, 1993

## Most Assisted Tackles

**Career**—235, Quin Blanding, 2014-17

**Season**—94, Keith Lee, 1981

**Game**—14, Anthony Poindexter vs. Virginia Tech, 1996

## Fumbles Recovered

**Career**—7, Anthony Poindexter, 1995-98

**Season**—4, Jamie Sharper, 1996

**Game**—2, Bryan Shumock vs. Richmond, 1979; Scott Matheson vs. VMI, 1985; Phil Thomas vs. Georgia Tech, 1988; Mike Frederick vs. NC State, 1993; Anthony Poindexter vs. Georgia Tech, 1997; Anthony Poindexter vs. Duke, 1998; Jermaine Hardy vs. South Carolina, 2002; Eli Hanback vs. Ohio, 2018

## Fumbles Caused

**Career**—11, Stuart Anderson, 1978-81

**Season**—5, Stuart Anderson, 1979; Tony Blount, 1979; Merrill Robertson, 2002; Vic Hall, 2008

**Game**—2, Tom Kilgannon vs. Navy, 1984; Rayotis Perkins vs. So. Carolina, 1986; Ron Carey vs. Georgia Tech, 1988; Tyrone Lewis vs. North Carolina, 1988; Patrick Kerney vs. Clemson, 1997; Wale Elegbe vs. Georgia Tech, 1997; Ljubomir Stamenich vs. NC State, 1999; Merrill Robertson vs. Penn State, 2002

## Career Tackle Leaders

	Name, Position	Years	Tackles	Solos	Assists
1.	Quin Blanding, S	2014-17	495	260	235
2.	Jamie Sharper, LB	1993-96	435	295	140
3.	Charles McDaniel, LB	1982-85	432	216	216
4.	Angelo Crowell, LB	1999-02	420	256	164
5.	Micah Kiser, LB	2014-17	411	188	223
6.	Byron Thweatt, LB	1997-00	387	246	141
7.	James Farris, LB	1993-96	381	252	129
8.	Steve Greer, LB	2009-12	376	155	221
9.	Russ Swan, LB	1982-85	373	181	192
10.	Randy Neal, LB	1991-94	367	248	119
11.	Stuart Anderson, DL/LB	1978-81	354	130	224
12.	Wali Rainer, LB	1995-98	347	201	146
13.	Anthony Poindexter, S	1995-98	342	167	175
14.	P.J. Killian, LB	1990-93	316	219	97
15.	Phil Thomas, LB	1986-89	306	210	96
	Joey Blount, DB	2017-21	306	185	121

## Season Tackle Leaders

	Name, Position	Year	Tackles	Solos	Assists
1.	Angelo Crowell, LB	2002	155	92	63
2.	Micah Kiser, LB	2017	145	50	95
3.	Angelo Crowell, LB	2001	144	87	57
4.	Randy Neal, LB	1993	139	98	41
5.	Quin Blanding, S	2017	137	62	75
6.	Wali Rainer, LB	1998	134	82	52
	Micah Kiser, LB	2016	134	65	69
8.	Charles McDaniel, LB	1983	130	73	57
9.	Yubrenal Isabelle, LB	2000	128	66	62
10.	Keith Lee, LB	1981	127	33	94
11.	Russ Swan, LB	1985	125	58	67
	Byron Thweatt, LB	2000	125	80	45
13.	Jamie Sharper, LB	1996	123	77	46
	Quin Blanding, S	2014	123	60	63
15.	James Farris, LB	1995	122	72	50
	Merrill Robertson, LB	2002	122	74	48
	Steve Greer, LB	2012	122	74	48



Angelo Crowell owns the best mark in the Cavalier record book for tackles in a season.





*Chris Slade has the most career sacks and tackles for loss in Virginia history.*

## Annual Tackle Leaders

Year	Name, Position	Solos	Assists	Tackles
1978	Ken Newsome, LB	12	68	80
1979	Stuart Anderson, DL	26	55	81
1980	Stuart Anderson, DL	36	62	98
1981	Keith Lee, LB	33	94	127
1982	Charles McDaniel, LB	57	52	109
1983	Charles McDaniel, LB	73	57	130
1984	Charles McDaniel, LB	47	54	101
1985	Russ Swan, LB	58	67	125
1986	Sean Scott, DE	40	48	88
1987	Jeff Lageman, LB	63	26	89
1988	Jeff Lageman, LB	74	43	117
1989	Phil Thomas, LB	80	24	104
1990	P.J. Killian, LB	53	34	87
1991	Chris Slade, DE	30	69	99
1992	P.J. Killian, LB	67	32	99
1993	Randy Neal, LB (led ACC)	98	41	139
1994	Jamie Sharper, LB	83	35	118
1995	James Farrior, LB	72	50	122
1996	Jamie Sharper, LB	77	46	123
1997	Wali Rainer, LB	66	52	118
1998	Wali Rainer, LB	82	52	134
1999	Shannon Taylor, LB	57	24	81
2000	Yubrenal Isabelle, LB	66	62	128
2001	Angelo Crowell, LB	87	57	144
2002	Angelo Crowell, LB	92	63	155
2003	Ahmad Brooks, LB	68	49	117
2004	Ahmad Brooks, LB	39	51	90
2005	Kai Parham, LB	57	46	103
2006	Jon Copper, LB	39	42	81
2007	Jon Copper, LB	56	53	109
2008	Jon Copper, LB	57	44	101
2009	Steve Greer, LB	49	43	92
2010	La'Roy Reynolds, LB	24	42	66
2011	Steve Greer, LB	43	60	103
2012	Steve Greer, LB	45	77	122
2013	Henry Coley, LB	43	48	91
2014	Quin Blanding, S	60	63	123
2015	Micah Kiser, LB (led ACC)	64	53	117
2016	Micah Kiser, LB (led ACC)	65	69	134
2017	Micah Kiser, LB (led ACC)	50	95	145
2018	Juan Thornhill	62	36	98
2019	Zane Zandier	49	59	108
<b>2020</b>	<b>Nick Jackson</b>	<b>55</b>	<b>50</b>	<b>105</b>
<b>2021</b>	<b>Nick Jackson</b>	<b>54</b>	<b>63</b>	<b>117</b>

## Career Quarterback Sacks

	Name, Position	Years	Sacks
1.	Chris Slade, DE	1989-92	40
2.	Clint Sintim, LB	2005-07	29
3.	Darryl Blackstock, LB	2002-04	27
4.	Mike Frederick, DE	1991-94	26
5.	Patrick Kerney, DE	1995-98	24
6.	Stuart Anderson, DL/LB	1978-81	23
	Duane Ashman, DE	1993-96	23
8.	Sean Scott, DE	1984-87	21
	Chris Long, DE	2004-07	21
10.	Micah Kiser, LB	2014-17	19
11.	Ron Mattes, DT	1981-84	18
12.	Eli Harold, DE	2012-14	17.5
13.	Chris Peace, OLB	2015-18	17
14.	Wali Rainer, LB	1995-98	16
15.	Tom Kilgannon, DT	1981-84	15
	Jon Harris, DE	1993-96	15
	Charles Snowden, OLB	2017-20	15

## Season Quarterback Sacks

	Name, Position	Year	Sacks
1.	Chris Slade, DE (led ACC)	1992	15
	Patrick Kerney, DE (led ACC)	1998	15
3.	Chris Slade, DE	1991	14
	Chris Long, DE (led ACC)	2007	14
5.	Clint Sintim, LB	2008	13
6.	Mike Frederick, DE	1993	11
	Darryl Blackstock, LB	2004	11
8.	Darryl Blackstock, LB	2002	10
9.	Ron Mattes, DT	1984	9
	Matt Quigley, DT/NG	1991	9
	Wali Rainer, LB	1997	9
	Kai Parham, LB	2005	9
	Clint Sintim, LB	2007	9
	Max Valles, LB	2014	9
15.	Eli Harold, DE	2013	8.5

## Career Tackles for Loss

	Name, Position	Year	TFL
1.	Chris Slade, DE	1989-92	56
2.	Mike Frederick, DE	1991-94	50
3.	Clint Sintim, LB	2005-08	43
4.	Stuart Anderson, DL/LB	1978-81	42
5.	Darryl Blackstock, LB	2002-04	41.5
6.	Jamie Sharper, LB	1993-96	41
7.	Chris Long, DE	2004-07	38
8.	Sean Scott, DE	1984-87	37
	Duane Ashman, DE	1993-96	37
10.	Eli Harold, DE	2012-14	36.5
11.	Kai Parham, LB	2003-05	32.5
	Cam Johnson, DE/LB	2008-11	32.5
	Micah Kiser, LB	2014-17	32.5
14.	Patrick Kerney, DE	1995-98	32
	Wali Rainer, LB	1995-98	32

## Season Tackles for Loss

	Name, Position	Year	TFL
1.	Chris Slade, DE	1991	21
	Mike Frederick, DE (led ACC)	1993	21
	Patrick Kerney, DE	1998	21
4.	Chris Slade, DE	1992	20
5.	Chris Long, DE (led ACC)	2007	19
6.	Jamie Sharper, LB	1996	17
7.	Matt Quigley, DT	1991	15
	Mike Frederick, DE	1994	15
	Wali Rainer, LB	1997	15
	Shannon Taylor, LB	1999	15
	Eli Harold, DE	2013	15
12.	Darryl Blackstock, LB	2003	14.5
	Kai Parham, LB	2005	14.5
	Cam Johnson, DE	2010	14.5
	Eli Harold, DE	2014	14.5



# TEAM RECORDS

## First Downs—Total

Most Game—36 vs. Davidson, 1968; vs. William & Mary, 1990

**Most Season—318, 2021**

Fewest Game—3, vs. Pittsburgh, 1953

Fewest Season—81, 1953

## First Downs—Rushing

Most Game—25 vs. Davidson, 1968

Most Season—151, 2004

Fewest Game—0 vs. Navy, 1942;

vs. Maryland, 1980

Fewest Season—53, 1953

## First Downs—Passing

**Most Game—24 vs. North Carolina, 2021**

**Most Season—213, 2021**

Fewest Game—0, many times

Fewest Season—11, 1944

## Rushing—Attempts

Most Game—72 vs. VMI, 1961

Most Season—593, 1985

Fewest Game—7 vs. North Carolina, 1943

Fewest Season—274, 1942

## Rushing—Yards

Most Game—514 vs. Hampden-Sydney, 1946

Most Season—2914, 2004

Fewest Game—(-17) vs. Maryland, 1980

Fewest Season—576, 1942

## Passing—Attempts

Most Game—66 vs. Indiana, 2017

**Most Season—553, 2021**

Fewest Game—0, many times

Fewest Season—77, 1944

## Passing—Completions

Most Game—43 vs. Georgia Tech, 2013

**Most Season—350, 2021**

Fewest Game—0, many times

Fewest Season—30, 1944

## Passing—Interceptions

Most Game—6 vs. Pennsylvania, 1946; vs.

Richmond, 1946; vs. Maryland, 1958

Most Season—34, 1972

Fewest Game—0, many times

Fewest Season—2, 1991

## Passing—Yards

**Most Game—553 vs North Carolina, 2021**

**Most Season—4711, 2021**

Fewest Game—(-1) vs. Michigan, 1971

Fewest Season—398, 1944

## Passing—Touchdowns

Most Game—6 vs. Ohio, 1993; Buffalo, 1999

Most Season—32, 2002

Fewest Game—0, many times

Fewest Season—2, 1956, 1963, 1969

## Total Offense—Plays

Most Game—102 vs. BYU, 2014

Most Season—995, 2013

Fewest Game—31 vs. Clemson, 1955

Fewest Season—371, 1942

## Total Offense—Yards

Most Game—691 vs. Davidson, 1968

**Most Season—6189, 2021**

Fewest Game—41 vs. Clemson, 1963

Fewest Season—1540, 1953

## Interceptions By—Number

Most Game—5, 11 times

(most recent: vs. Duke, 2020)

Most Season—27, 1994

Fewest Game—0, many times

Fewest Season—4, 2012, 2015

## All-Time Attendance Highs

### Top-10 Home Crowds

Date	Attendance	Opponent	Result
Aug. 30, 2008	64,947	Southern California	USC won, 52-7
Nov. 13, 2004	63,701	Miami	Miami won, 31-21
Nov. 19, 2005	63,344	Virginia Tech	Va. Tech won, 52-14
Oct. 15, 2005	63,106	Florida State	UVA won, 26-21
Nov. 6, 2004	63,072	Maryland	UVA won, 16-0
Oct. 18, 2003	62,875	Florida State	FSU won, 19-14
Sept. 11, 2004	62,790	North Carolina	UVA won, 56-24
Oct. 7, 2004	61,833	Clemson	UVA won, 30-10
Aug. 30, 2003	61,737	Duke	UVA won, 27-0
Nov. 24, 2007	61,711	Virginia Tech	Va. Tech won, 33-21

### Top-10 Away Crowds

Date	Attendance	Opponent	Result
Nov. 9, 2002	108,698	Penn State	Penn State won, 35-14
Aug. 26, 1995	101,444	Michigan	Michigan won, 18-17
Nov. 1, 1980	94,333	Tennessee	UVA won, 16-13
Sept. 9, 1989	85,956	Penn State	UVA won, 14-6
Oct. 16, 2004	84,155	Florida State	Florida State won, 36-3
Oct. 12, 1991	83,000	Clemson	Tie, 20-20
Nov. 4, 2006	82,804	Florida State	Florida State won, 33-0
Nov. 8, 2014	82,325	Florida State	Florida State won, 34-20
Oct. 7, 1989	82,000	Clemson	Clemson won, 34-20
Sept. 18, 1971	81,391	Michigan	Michigan won, 56-0

## Interceptions By—Yards

Most Game—128 vs. Maryland, 1961

Most Season—423, 1979

Fewest Game—0, many times

Fewest Season—28, 1955

## Punting—Number

Most Game—15 vs. South Carolina, 1972

Most Season—85, 1942, 1977, 2013

Fewest Game—0, several times

Fewest Season—40, 1960, 1990

## Punting—Average

Highest Game (min. 5)—52.3 vs. Boston College, 2017

Highest Season—45.9, 1976

Lowest Game—0, several times

Lowest Season—30.6, 1955

## Punt Returns—Number

Most Game—11 vs. VMI, 1942; vs. Richmond, 1944

Most Season—59, 1941

Fewest Game—0, many times

Fewest Season—12, 1959

## Punt Returns—Yards

Most Game—195 vs. Lehigh, 1940

Most Season—859, 1941

Fewest Game—0, many times

Fewest Season—72, 1959

## Kickoff Returns—Number

Most Game—10 vs. Maryland, 1975

Most Season—61, 1959

Fewest Game—0, many times

Fewest Season—11, 1941

## Kickoff Returns—Yards

Most Game—231 vs. Boise State, 2015

Most Season—1138, 2011

Fewest Game—0, many times

Fewest Season—191, 1941

## Scoring—Points

Most Game—136 vs. Randolph Macon, 1890

(modern record: 71 vs. Hampden-Sydney, 1946)

Most Season—449, 2019

Fewest Game—0, many times

Fewest Season—39, 1935

## Scoring—Touchdowns

Most Game—31\* vs. Randolph Macon, 1890  
(modern record: 11 vs. Hampden-Sydney, 1946)

Most Season—56, 1990

Fewest Game—0, many times

Fewest Season—6, 1935, 1977

\*in 1890 TDs counted 4 points

## Scoring—PAT (kick)

Most Game—12 vs. Johns Hopkins, 1894

(modern record: 9 vs. James Madison, 1979)

Most Season—51, 1990; 2019

Fewest Game—0, many times

Fewest Season—3, 1935, 1953, 1959

## Scoring—Field Goals

Most Game—5 vs. Virginia Tech, 1994; Georgia

Tech, 2003; North Carolina, 2007

Most Season—23, 2003

Fewest Game—0, many times

Fewest Season—0, many times

## Scoring—Field Goals Attempted

Most Game—6 vs. North Carolina, 1998

Most Season—29, 1996

Fewest Game—0, many times

Fewest Season—0, many times

## Fumbles—Number

Most Game—11 vs. VMI, 1950

Most Season—41, 1947

Fewest Game—0, many times

Fewest Season—13, 1985, 2004, 2015

## Fumbles—Lost

Most Game—7 vs. West Virginia, 1949

Most Season—23, 1946

Fewest Game—0, many times

Fewest Season—5, 2004, 2005

## Giveaways

Most Game—9 vs. Richmond, 1946 (6 int., 3 fum.); vs. South Carolina, 1952 (3 int., 6 fum.)

Most Season—47, 1972 (34 int., 13 fum.)

Fewest Game—0, many times

Fewest Season—10, 2004 (5 int., 5 fum.)

### Takeaways

Most Game—9 vs. Virginia Tech, 1952  
(3 int., 6 fum.); vs. Virginia Tech, 1957  
(5 int., 4 fum.)  
Most Season—42, 1979 (18 int., 24 fum.)  
Fewest Game—0, many times  
Fewest Season—12, 2012 (4 int., 8 fum.)

### Penalties—Number

Most Game—17 vs. Davidson, 1968  
Most Season—98, 2010  
Fewest Game—0 vs. West Virginia, 1973;  
vs. Navy, 1974; vs. Georgia Tech, 1984; vs. Clemson,  
1991; Maryland, 2004; vs. Richmond, 2016  
Fewest Season—26, 1940

### Penalties—Yards

Most Game—231 vs. Davidson, 1968  
Most Season—880, 2010  
Fewest Game—0 vs. West Virginia, 1973; vs.  
Navy, 1974; vs. Georgia Tech, 1984; vs. Clem-  
son, 1991; Maryland, 2004; vs. Richmond, 2016  
Fewest Season—258, 1940

### Miscellaneous Team Records Won-Lost Record—Home and Away

	Won	Lost	Tied	Pct.
<b>Home</b>	443	234	23	.649
<b>Away</b>	161	329	21	.336
<b>Neutral</b>	73	63	4	.536
<b>Total</b>	677	626	48	.519

### 132 Seasons:

72 Winning Seasons  
9 .500 Seasons  
50 Losing Seasons

### Consecutive Wins

10 (1914-15, 1951-52)

### Consecutive Wins in a Season

7 (1914, 1945, 1949, 1990, 2007)

### Consecutive Games without a Loss in a Season

9 (1984)

### Consecutive Wins at Home

24 Virginia Tech (Nov. 11, 1899) to NC State  
(Oct. 1904). Navy ended the streak  
Nov. 1904 (5-0).

### Consecutive Wins at Home Since 1937

12 George Washington (Sept. 23, 1950) to  
George Washington (Oct. 11, 1952). Duke  
ended streak Oct. 25, 1952. NC State (Nov.  
5, 1988) to NC State (Oct. 13, 1990).  
Georgia Tech ended streak Nov. 3, 1990.

### Consecutive Games Undefeated at Home

28 (1 tie)—Richmond (Oct. 2, 1894) to  
Vanderbilt (Nov. 12, 1898). Navy ended  
streak Nov. 1898 (6-0).

### Consecutive Shutouts

10 Randolph-Macon (Sept. 1908) to  
St. John's (Oct. 1909)  
8 Navy (Oct. 23, 1909) to VMI (Oct. 1910)

### Consecutive Shutouts in a Season

6 (1902, 1908)

### Consecutive Games Scoring

195 VMI (9/15/84) to North Carolina  
(10/28/2000)

### Consecutive Games with an Interception

39# Nov. 6, 1993 through Nov. 29, 1996  
#NCAA Record

### Most Points Scored in a Season

449 points	2019	14 games
442 points	1990	11 games*
<b>415 points</b>	<b>2021</b>	<b>12 games*</b>
414 points	1894	10 games
402 points	2002	14 games
370 points	2018	13 games
364 points	2003	13 games
363 points	2004	12 games
353 points	1914	9 games
350 points	1994	11 games*
	1989	12 games*
344 points	1995	12 games*

\* bowl game not included

### Most Points Scored in an ACC Game (Win) Total

88 UVA 48 vs. Georgia Tech 40 (2021)

### Most Points Scored in an ACC Game (Loss) Total

103 UVA 48 vs. Duke 55 (2010)

### Fewest Points Allowed in a Season

9 points	1908	8 games
11 points	1909	8 games
31 points	1925	9 games
42 points	1941	9 games

### Biggest ACC Win Margin

UVA 59 Duke 0 (1990)

### Biggest ACC Loss Margin

UVA 0 Clemson 55 (1984)

### Biggest Win Margin

UVA 136 Randolph-Macon 0 (1890)

### Biggest Defeat Margin

UVA 0 Princeton 115 (1890)

### Most Wins in a Season

10 (1989)

### Milestone Wins—History

1	Nov. 20, 1888	Pantops Academy	20-0
100	Nov. 24, 1904	North Carolina	12-11
200	Oct. 11, 1924	Randolph-Macon	26-6
300	Oct. 23, 1948	VMI	26-14
400	Sept. 29, 1973	Duke	7-3
500	Sept. 25, 1993	Duke	35-0
600	Sept. 8, 2007	Duke	24-13
650	Oct. 7, 2017	Duke	28-21

### Milestone Wins—Scott Stadium

1	Sept. 24, 1932	Hampden-Sydney	32-0
50	Oct. 20, 1951	VMI	34-14
100	Sept. 21, 1974	William & Mary	38-28
150	Sept. 28, 1991	Duke	34-3
200	Sept. 21, 2002	Akron	48-29
250	Oct. 4, 2014	Pitt	24-19

### Opening Day Record

85-38-9 .678 1888-2021

### Record at Scott Stadium (Oct. 15, 1931-2020)

281-197-12 .586

### Virginia Team Defense - Game

	Fewest	Most
<b>First Downs</b>	0, NC State, 1944	<b>37, BYU, 2021</b>
<b>Rushing Attempts</b>	15, Duke, 1993	86, Georgia Tech, 1976
<b>Yards</b>	- 45, Wake Forest, 1996	633, East Carolina, 1975
<b>Passing Attempts</b>	0, several times	69, Texas Tech, 2007
<b>Completions</b>	0, several times	44, Texas Tech, 2007
<b>Yards</b>	- 2, Vanderbilt, 1952	487, Florida State, 1995
<b>Touchdowns</b>	0, many times	5, South Carolina, 1968
		5, Fresno State, 2004; 5, North Carolina,
2021		
<b>Interceptions</b>		
<b>Intercepted Yards</b>	0, many times	5, nine times
	0, many times	128, Maryland, 1961
<b>Total Defense</b>		
<b>Plays</b>	26, NC State, 1945	102, North Carolina, 1959
<b>Yards</b>	7, Hampden-Sydney, 1944	802, Maryland, 1975
<b>Punting</b>		
<b>Number</b>	0, several times	16, Virginia Tech, 1941
<b>Average</b>	0, several times	52.2, (5) Georgia Tech, 2016
<b>Penalties</b>		
<b>Number</b>	0, Hampden-Sydney, 1941	16, North Carolina, 1975
	0, Virginia Tech, 1941	
<b>Yards</b>	0, teams above	146, Washington, 1977
<b>Fumbles</b>		
<b>Number</b>	0, many times	11, NC State, 1977
<b>Lost</b>	0, many times	6, Virginia Tech, 1952; West Virginia, 1954; Wake Forest, 1966; James Madison, 1979; South Carolina, 2002





# THE LONGEST PLAYS

## The Longest Run From Scrimmage:

**by Virginia** - 96 yards Mikell Simpson vs. Texas Tech  
Jan. 1, 2008  
**by Opponent** - 90 yards Joe Bellino (Navy)  
Nov. 12, 1960  
LaMont Jordan (Maryland)  
Nov. 20, 1999

## The Longest Pass Completion:

**by Virginia** - 97 yards Harry Martin to Bus Male to John Leys vs. Navy, Oct. 10, 1935  
**by Opponent** - 99 yards Dondrial Pinkins to Troy Williamson (South Carolina), Sept. 6, 2003

## The Longest Kickoff Return:

**by Virginia** - 100 yards Tavon Mason vs. Georgia Tech  
Nov. 10, 2001  
Marquis Weeks vs. North Carolina  
Oct. 19, 2002  
Marquis Weeks vs. North Carolina  
Sept. 11, 2004  
Joe Reed vs. William & Mary  
Sept. 6, 2019  
**by Opponent** - 100 yards Dick Pawlewicz (William & Mary) Sept. 21, 1974  
Freddie Parham (Southern Miss.) Sept. 19, 2009  
Stefon Diggs (Maryland) Oct. 13, 2012

## The Longest Punt Return:

**by Virginia** - 95 yards Harry Martin to Bus Male to Martin vs. Maryland  
Nov. 2, 1935  
**by Opponent** - 95 yards Carl Brazell (South Carolina)  
Nov. 26, 1955

## The Longest Interception Return:

**by Virginia** - 95 yards Ted Rzempoluch vs. Maryland, Nov. 25, 1961  
Antwan Harris vs. North Carolina,  
Nov. 16, 1996  
**by Opponent** - 89 yards Antwon Black (North Carolina), Sept. 4, 1999

## The Longest Field Goal:

**by Virginia** - 56 yards Kenny Stadlin vs. Va. Tech,  
Sept. 29, 1984  
Rafael Garcia vs. Texas, Oct. 21, 1995  
**by Opponent** - 56 yards Paul Engle (Virginia Tech)  
Oct. 15, 1977

## The Longest Punt:

**by Virginia** - 80 yards Sam Maphis vs. Virginia Tech  
Nov. 9, 1923  
**by Opponent** - 77 yards Rodney Williams, (Georgia Tech), Oct. 5, 1996

## The Longest Run With Fumble:

**by Virginia** - 92 yards Art Thomas vs. Penn State  
Dec. 1, 2001  
**by Opponent** - 93 yards Antwan Edwards (Clemson)  
Sept. 19, 1998



Marquis Weeks had two 100-yard kick returns in his career, both against North Carolina.

## Opponents' Individual Records

### Rushing

	No.	Player	School	Year
<b>Most Rushes</b>	40	Cyrus Lawrence	Virginia Tech	1980
<b>Most Yards</b>	328	Derrick Fenner	North Carolina	1986
<b>Fewest Yards</b>	(-) 78	Murphy Sprinkel	VMI	1968
<b>Most Touchdowns</b>	5	Zach Abey	Navy	2017
	5	<b>Tyler Allgeier</b>	<b>BYU</b>	<b>2021</b>

### Passing

	No.	Player	School	Year
<b>Most Attempts</b>	69	Graham Harrell	Texas Tech	2007
<b>Most Completions</b>	44	Graham Harrell	Texas Tech	2007
<b>Most Yards</b>	520	Dennis Grosel	Boston College	2020
<b>Most Touchdowns</b>	5	Tommy Suggs	South Carolina	1968
	5	Paul Pinegar	Fresno State	2004
	5	<b>Sam Howell</b>	<b>North Carolina</b>	<b>2021</b>

### Total Offense

	No.	Player	School	Year
<b>Most Total Plays</b>	73	Graham Harrell	Texas Tech	2007
<b>Most Total Yards</b>	493	Dennis Grosel	Boston College	2020
<b>Most Points</b>	30	Zach Abey	Navy	2017
	30	<b>Tyler Allgeier</b>	<b>BYU</b>	<b>2021</b>

### Receiving

	No.	Player	School	Year
<b>Most Receptions</b>	16	Greg Jennings	Western Michigan	2005
	16	Quinshad Davis	North Carolina	2012
<b>Most Yards</b>	243	Dez White	Georgia Tech	1998
<b>Most Touchdowns</b>	4	<b>Jordan Addison</b>	<b>Pitt</b>	<b>2021</b>

## YEAR-BY-YEAR STATISTICS

### Virginia Totals

Year	G	Rushing				Passing				Total Offense			Scoring			FGM- FGA	First Dns
		att.	yds	YPG	TD	A-C-I	yds	YPG	TD	yds	YPG	pts	PPG	TD			
1946	9	394	1874	208.2	18	121-44-19	661	73.4	6	2535	281.7	180	20.0	27	0-	107	
1947	10	438	2185	218.5	27	132-59-10	892	89.2	8	3077	307.7	244	24.4	36	0-	127	
1948	9	405	1834	203.8	15	118-60-11	733	81.4	9	2567	285.2	175	19.4	26	0-0	108	
1949	9	476	2066	229.6	18	131-59-11	977	108.6	12	3043	338.1	199	22.1	30	0-0	124	
1950	10	474	1980	198.0	20	162-82-15	1355	135.5	18	3335	333.5	260	26.0	40	0-0	171	
1951	9	545	2402	266.9	25	141-64-12	749	83.2	11	3151	350.1	278	30.9	41	0-0	169	
1952	10	559	2525	252.5	24	148-58-20	867	86.7	12	3392	339.2	297	29.7	43	0-0	153	
1953	9	392	961	106.8	6	113-51-14	579	64.3	3	1540	171.1	75	8.3	12	0-0	81	
1954	9	394	1162	129.1	7	135-53-19	716	79.6	6	1878	208.7	113	12.6	16	1-1	107	
1955	10	497	1917	191.7	11	128-49-16	474	47.4	3	2391	239.1	96	9.6	14	0-1	134	
1956	10	488	1475	147.5	11	177-78-15	919	91.9	2	2394	239.4	92	9.2	13	1-3	134	
1957	10	476	1546	154.6	12	187-75-17	938	93.8	6	2484	248.4	117	11.7	18	0-1	148	
1958	10	377	990	99.0	7	280-137-26	1386	138.6	6	2376	237.6	89	8.9	13	1-2	140	
1959	10	391	933	93.3	8	227-112-24	1168	116.8	4	2101	210.1	80	8.0	12	1-1	122	
1960	10	480	1840	184.0	10	203-79-18	899	89.9	5	2739	273.9	103	10.3	15	0-0	178	
1961	10	508	1363	136.3	8	170-74-12	807	80.7	6	2170	217.0	123	12.3	16	0-3	144	
1962	10	425	1534	153.4	21	207-112-11	1256	125.6	7	2790	279.0	194	19.4	29	1-1	140	
1963	10	422	1041	104.1	7	153-61-11	639	63.9	2	1680	168.0	76	7.6	10	2-5	107	
1964	10	402	1485	148.5	16	236-123-19	1642	164.2	7	3127	312.7	163	16.3	23	2-4	160	
1965	10	397	1178	117.8	15	283-150-18	1879	187.9	9	3057	305.7	170	17.0	25	0-2	175	
1966	10	404	1479	147.9	16	242-116-10	1604	160.4	12	3083	308.3	214	21.4	29	4-8	161	
1967	10	553	2099	209.9	19	158-75-12	1013	101.3	4	3112	311.2	172	17.2	25	1-7	174	
1968	10	574	2800	280.0	27	242-118-15	1594	159.4	17	4394	439.4	316	31.6	46	0-4	217	
1969	10	567	1745	174.5	13	220-104-13	1258	125.8	2	3003	300.3	115	11.5	15	3-8	169	
1970	11	518	1873	170.3	20	286-139-24	1797	163.4	12	3670	333.6	240	21.8	34	3-7	193	
1971	11	491	1601	145.5	7	288-120-22	1474	134.0	7	3075	279.5	134	12.2	16	8-18	177	
1972	11	445	1587	144.3	8	372-153-34	2011	182.8	15	3598	327.1	199	18.1	25	8-11	195	
1973	11	525	2337	212.5	15	249-105-17	1741	158.3	10	4078	370.7	199	18.1	26	6-23	210	
1974	11	573	1960	178.2	11	295-149-18	1813	164.8	15	3773	343.0	207	18.8	27	6-17	230	
1975	11	497	1946	176.9	17	302-145-20	1733	157.5	5	3679	334.5	175	15.9	22	7-8	223	
1976	11	439	1261	114.6	6	227-101-15	1253	113.9	7	2514	228.5	106	9.6	13	6-11	149	
1977	11	470	1082	98.4	3	185-87-11	929	84.5	3	2011	182.8	56	5.1	6	5-11	119	
1978	11	517	1772	161.1	13	204-99-18	1197	108.8	5	2969	269.9	139	12.6	19	3-9	158	
1979	11	527	2428	220.7	20	206-93-19	1221	111.0	7	3649	331.7	258	23.5	33	9-16	187	
1980	11	474	1396	126.9	11	240-120-15	1484	134.9	3	2880	261.8	144	13.1	16	11-16	156	
1981	11	452	1284	116.7	3	323-155-24	1814	164.9	11	3098	281.6	127	11.5	15	7-14	185	
1982	11	523	1740	158.2	15	292-123-18	1904	173.1	10	3644	331.3	208	18.9	25	11-19	193	
1983	11	542	2390	217.3	20	284-136-15	1970	179.1	11	4360	396.4	252	22.9	31	12-16	236	
1984	11	583	2542	231.1	27	237-119-15	1745	158.6	12	4287	389.7	298	27.1	39	9-13	218	
1985	11	593	2703	245.7	22	221-106-9	1354	123.1	9	4057	368.8	262	23.8	31	16-19	218	
1986	11	468	1753	159.4	9	346-179-19	2331	211.9	11	4084	371.3	198	18.0	22	15-22	213	
1987	11	502	1863	169.4	20	314-185-11	2442	222.0	13	4305	391.4	270	24.5	33	13-19	241	
1988	11	510	1719	156.3	15	283-141-14	2158	196.2	15	3877	352.5	251	22.8	30	14-20	211	
1989	12	584	2594	216.2	22	257-140-10	2340	195.0	20	4934	411.2	350	29.2	43	16-20	251	
1990	11	520	2831	257.4	31	284-173-12	2685	244.1	24	5516	501.5	442	40.2	56	15-17	266	
1991	11	462	2063	187.5	16	269-162-2	2333	212.1	22	4396	399.6	313	28.5	40	11-17	223	
1992	11	513	2589	235.4	19	261-144-13	1827	166.1	21	4416	401.5	341	31.0	44	13-16	229	
1993	11	472	2202	200.2	20	285-171-14	2383	216.6	20	4585	416.8	304	27.6	40	8-12	226	
1994	11	519	2057	187.0	21	303-183-12	2394	217.6	16	4451	404.6	350	31.8	43	17-21	222	
1995	12	507	2080	173.3	23	350-194-11	2719	226.6	17	4799	399.9	344	28.7	41	20-27	248	
1996	11	460	2131	193.7	23	295-140-18	2099	190.8	5	4230	384.5	320	29.1	36	22-29	209	
1997	11	411	1297	117.9	12	307-183-8	2553	232.1	21	3850	350.0	277	25.2	36	8-14	199	
1998	11	468	2344	213.1	27	296-158-10	2349	213.5	12	4693	426.6	325	29.5	41	12-19	235	
1999	11	477	2106	191.5	18	307-179-12	2321	211.0	23	4427	402.5	324	29.5	42	10-13	241	
2000	11	447	1801	163.7	20	280-149-7	2150	195.5	8	3951	359.2	228	20.7	28	11-15	199	
2001	12	376	1272	106.0	5	451-263-14	2868	239.0	24	4140	345.0	249	20.8	31	12-22	229	
2002	14	486	1777	126.9	16	448-306-8	3222	230.1	32	4999	357.1	402	28.7	53	12-18	274	
2003	13	439	1693	130.2	17	466-316-12	3324	255.7	23	5017	385.9	364	28.0	42	23-25	263	
2004	12	550	2914	242.8	34	284-179-5	2167	180.6	9	5081	423.4	363	30.3	45	17-24	264	
2005	12	450	1711	142.6	20	363-224-13	2684	223.7	15	4395	366.3	320	26.7	36	22-25	236	
2006	12	364	1199	99.9	12	345-203-11	1887	157.3	8	3086	257.2	181	15.1	21	12-21	168	
2007	13	490	1763	135.6	22	428-250-10	2532	194.8	14	4295	330.4	317	24.4	38	16-20	249	
2008	12	339	1159	96.6	14	439-269-20	2438	203.2	9	3597	299.8	193	16.1	24	9-15	209	
2009	12	410	1189	99.1	15	363-189-8	2046	170.5	8	3235	269.6	232	19.3	26	17-19	186	
2010	12	419	1672	139.3	17	443-262-17	3186	265.5	20	4858	404.8	304	25.3	39	11-18	255	
2011	13	496	2107	162.1	18	443-255-16	3090	237.7	17	5197	399.8	302	23.2	36	16-23	272	
2012	12	417	1542	128.1	10	474-276-15	3216	268.0	23	4758	396.5	273	22.8	34	11-17	228	
2013	12	489	1879	156.6	18	506-277-17	2542	211.8	9	4421	368.4	237	19.8	27	15-19	253	
2014	12	451	1653	137.8	13	432-248-16	2837	236.4	18	4490	374.2	310	25.8	35	22-27	241	
2015	12	424	1737	144.8	13	413-252-18	2859	238.3	21	4596	383.0	309	25.8	37	17-22	243	
2016	12	384	1363	113.6	13	487-266-16	2872	239.3	23	4235	352.9	270	22.5	37	5-10	238	
2017	13	389	1216	93.5	10	519-300-11	3233	248.7	25	4449	342.2	293	22.5	38	8-12	241	
2018	13	499	2252	173.2	19	358-228-9	2751	211.6	26	5003	384.8	370	28.5	46	15-22	276	
2019	14	442	1697	121.2	28	520-337-15	3748	267.7	23	5445	388.9	449	32.1	56	20-24	296	
2020	10	366	1627	162.7	16	379-221-14	2606	260.6	22	4233	423.3	307	30.7	40	10-13	236	
2021	12	339	1478	123.2	21	350-553-12	4711	392.6	31	6189	515.8	415	34.6	52	15-19	318	



# YEAR-BY-YEAR STATISTICS

## Opponent Totals

Year	G	Rushing				Passing				Total Offense		Scoring			FGM-FGA	First Dns
		att.	yds	YPG	TD	A-C-I	yds	YPG	TD	yds	YPG	pts	PPG	TD		
1946	9	403	1605	178.3	17	149-70-13	873	97.0	8	2478	275.3	170	18.9	25	0-0	124
1947	10	399	1366	136.6	8	169-67-19	1049	104.9	6	2415	241.5	99	9.9	15	0-0	113
1948	9	365	1608	178.7	12	156-71-14	905	100.6	8	2513	279.2	157	17.4	23	0-1	116
1949	9	373	894	99.3	7	169-77-12	1158	128.7	9	2052	228.0	121	13.4	18	0-0	99
1950	10	427	1222	122.2	9	204-90-11	1084	108.4	12	2306	230.6	151	15.1	22	0-0	123
1951	9	402	1031	114.6	9	151-65-15	964	107.1	4	1995	221.7	104	11.6	15	0-0	112
1952	10	496	1460	146.0	8	161-50-15	503	50.3	3	1963	196.3	90	9.0	13	0-1	106
1953	9	443	1875	208.3	28	129-60-10	986	109.6	6	2861	317.9	242	26.9	36	0-0	132
1954	9	424	2031	225.7	18	135-55-15	800	88.9	5	2831	314.6	162	18.0	24	0-1	134
1955	10	472	1647	164.7	16	103-51-7	959	95.9	11	2606	260.6	201	20.1	30	1-2	127
1956	10	494	1820	182.0	14	123-58-8	883	88.3	8	2703	270.3	167	16.7	25	0-2	144
1957	10	560	2235	223.5	17	121-47-16	738	73.8	8	2973	297.3	171	17.1	26	0-3	163
1958	10	518	2436	243.6	28	170-88-8	1414	141.4	12	3850	385.0	301	30.1	44	0-2	184
1959	10	541	2781	278.1	38	153-74-8	1383	138.3	17	4164	416.4	393	39.3	57	0-0	193
1960	10	487	2532	253.2	33	150-71-8	1018	101.8	10	3550	355.0	332	33.2	48	0-0	179
1961	10	388	1498	149.8	12	200-96-17	1396	139.6	11	2894	289.4	190	19.0	27	2-3	143
1962	10	453	1520	152.0	16	199-88-22	1034	103.4	7	2554	255.4	167	16.7	24	2-3	138
1963	10	508	1765	176.5	18	201-88-14	1101	110.1	3	2866	286.6	169	16.9	22	4-8	171
1964	10	481	2104	210.4	18	164-70-8	1108	110.8	9	3212	321.2	214	21.4	29	4-15	150
1965	10	502	1862	186.2	15	178-85-7	1078	107.8	9	2940	294.0	189	18.9	25	5-11	170
1966	10	503	1997	199.7	18	181-97-9	1361	136.1	11	3358	335.8	235	23.5	31	7-11	192
1967	10	451	1644	164.4	17	170-76-13	918	91.8	2	2562	256.2	169	16.9	22	8-11	138
1968	10	436	1267	126.7	15	296-128-18	1926	192.6	12	3193	319.3	222	22.2	30	5-9	168
1969	10	470	1285	128.5	11	173-72-11	1073	107.3	10	2358	235.8	170	17.0	22	5-14	115
1970	11	571	1514	137.6	9	235-104-12	1417	128.8	13	2931	266.5	187	17.0	23	10-21	175
1971	11	588	2116	192.4	22	210-109-12	1472	133.8	8	3588	326.2	272	24.7	34	11-22	199
1972	11	587	2138	194.4	20	243-115-18	1656	150.5	16	3794	344.9	276	25.1	36	9-19	203
1973	11	643	2844	258.5	28	228-126-11	1762	160.2	11	4606	418.7	300	27.3	39	10-18	242
1974	11	580	2618	238.0	19	191-101-11	1482	134.7	11	4100	372.7	239	21.7	33	3-11	203
1975	11	715	4149	377.2	47	148-89-7	1451	131.9	9	5600	509.1	428	38.9	58	8-13	299
1976	11	700	3419	310.8	31	154-87-10	1161	105.5	4	4580	416.4	266	24.2	35	7-17	251
1977	11	636	2787	253.4	28	183-96-10	1488	135.3	7	4275	388.6	280	25.5	36	10-20	229
1978	11	622	2731	248.3	23	226-115-15	1660	150.9	6	4391	399.2	236	21.5	30	9-17	222
1979	11	604	2191	199.2	10	191-84-16	974	88.5	6	3165	287.7	134	12.2	16	9-13	173
1980	11	533	2224	202.2	17	230-115-13	1542	140.2	10	3766	342.4	259	23.5	30	17-20	192
1981	11	574	2214	201.3	24	239-137-15	2020	183.6	6	4234	384.9	261	23.7	31	15-19	207
1982	11	556	2259	205.4	24	287-157-17	1988	180.7	17	4247	386.1	320	29.1	42	11-17	230
1983	11	544	2349	213.5	24	287-164-14	1919	174.5	11	4268	388.0	280	25.5	37	8-15	233
1984	11	483	1774	161.3	12	334-170-19	2061	187.4	9	3835	348.6	209	19.0	23	16-22	205
1985	11	494	2020	183.6	14	281-146-9	1738	158.0	12	3758	341.6	217	19.7	27	10-15	205
1986	11	556	2687	244.3	28	282-149-16	1858	168.9	11	4545	413.2	315	28.6	40	12-17	224
1987	11	484	2075	188.6	21	327-171-23	2176	197.8	10	4251	386.5	260	23.6	33	10-19	238
1988	11	436	1496	136.0	12	367-202-15	2519	229.0	18	4015	365.0	244	22.2	30	12-18	209
1989	12	505	1966	163.8	16	359-184-14	2360	196.7	12	4326	360.5	241	20.1	28	17-26	241
1990	11	412	1520	138.2	17	382-195-13	2282	207.5	10	3802	345.6	204	18.5	27	5-5	207
1991	11	533	2046	186.0	12	267-137-12	1512	137.5	1	3558	323.5	119	10.8	13	10-14	195
1992	11	472	2032	184.7	15	316-162-17	1802	163.8	12	3834	348.5	229	20.8	30	7-11	208
1993	11	437	1570	142.7	13	333-189-22	2017	183.4	9	3587	326.1	186	16.9	23	9-17	202
1994	11	323	700	63.6	9	436-239-27	2712	246.5	14	3412	310.2	185	16.8	24	7-9	170
1995	12	424	1310	109.2	15	495-266-25	3084	257.0	16	4394	366.2	243	20.3	32	9-14	239
1996	11	449	1188	108.0	10	341-182-20	2063	187.5	10	3251	295.5	172	15.6	21	9-14	172
1997	11	395	1254	114.0	13	326-192-12	2320	210.9	15	3574	324.9	240	21.8	30	10-15	178
1998	11	406	1304	118.5	12	342-172-16	2362	214.7	7	3666	333.3	212	19.3	23	17-20	258
1999	11	472	1831	166.5	19	318-176-15	2509	228.1	19	4340	394.5	302	27.5	40	9-16	218
2000	11	458	2029	184.5	20	356-211-10	2612	237.5	10	4641	421.9	255	23.2	32	11-20	237
2001	12	570	2433	202.8	22	350-206-18	2734	227.8	14	5167	430.6	331	27.6	40	19-28	273
2002	14	640	2924	208.9	25	433-262-15	3020	215.7	14	5944	424.6	348	24.9	41	22-24	314
2003	13	506	2102	161.7	15	415-235-13	2899	223.0	14	5001	384.7	265	20.4	32	15-22	263
2004	12	413	1417	118.1	10	333-202-9	2337	194.8	15	3754	312.8	212	17.7	26	10-14	203
2005	12	456	1814	151.2	18	401-249-15	2695	224.6	15	4509	375.8	279	23.3	34	14-22	250
2006	12	430	1432	119.3	12	291-171-10	2042	170.2	10	3474	289.5	214	17.8	27	8-13	164
2007	13	472	1390	106.9	9	452-263-11	2932	225.5	18	4322	332.5	256	19.7	27	22-29	228
2008	12	488	1795	149.6	16	333-197-11	2204	183.7	14	3999	333.2	260	21.7	32	12-18	222
2009	12	500	2335	173.8	22	352-197-12	2215	184.6	10	4301	358.4	316	26.3	36	22-30	227
2010	12	480	2444	203.7	28	304-172-11	2309	192.4	14	4753	396.1	339	28.2	43	14-17	233
2011	13	460	1813	139.5	15	408-219-12	2759	212.2	19	4572	351.7	310	23.8	38	14-24	225
2012	12	436	1739	144.9	17	395-227-4	2501	208.4	23	4240	353.3	347	28.9	44	14-21	223
2013	12	470	2048	170.7	28	386-195-10	2795	232.9	19	4843	403.6	399	33.2	51	14-17	226
2014	12	431	1448	120.7	11	394-218-15	2790	232.5	19	4238	353.2	289	24.1	36	13-18	225
2015	12	418	1879	156.6	15	375-234-4	3059	254.9	26	4938	411.5	386	32.2	45	22-28	246
2016	12	485	2280	190.0	20	361-221-9	3079	256.6	25	5359	446.6	405	33.8	51	16-21	258
2017	13	557	2591	199.3	25	322-172-15	2155	165.8	18	4746	365.1	369	28.4	49	9-14	245
2018	13	442	1918	147.5	15	373-196-17	2379	183.0	12	4297	330.5	261	20.1	30	16-21	213
2019	14	497	1934	138.1	23	409-231-12	3272	233.7	23	5206	371.9	380	27.1	48	15-21	266
2020	10	370	1385	138.5	14	323-203-11	3044	304.4	19	4429	442.9	296	29.6	34	19-23	204
2021	12	468	2895	225.8	21	225-376-8	2882	240.2	26	5592	466.0	382	31.8	48	15-23	280



## ALL-TIME RECORD VS. ALL OPPONENTS

Opponent	First Game	Last Game	W	L	T	Scoring		
						UVA	Opp.	Pct
Abilene Christian	2020	2020	1	0	0	55	15	1.000
Akron	2002	2004	2	0	0	99	29	1.000
Apprentice School	1943	1943	0	1	0	6	7	.000
Army	1954	1978	3	5	0	131	167	.375
Auburn	1997	2011	1	2	0	60	71	.333
Ball State	2013	2013	0	1	0	27	48	.000
Baltimore City College	1894	1894	1	0	0	36	0	1.000
Boise State	2015	2017	1	1	0	56	79	.500
Boston College	1963	2020	1	6	0	127	193	.143
Brigham Young	1987	2021	3	3	0	203	217	.500
Bucknell	1905	1906	1	1	0	20	23	.500
Buffalo	1967	1999	2	0	0	85	33	1.000
Carlisle	1900	1910	1	5	1	42	94	.214
Central Michigan	1996	2016	2	0	0	104	56	1.000
Centre	1919	1919	0	1	0	7	49	.000
Chicago	1939	1939	1	0	0	47	0	1.000
The Citadel	1950	1951	2	0	0	73	14	1.000
Clemson	1955	2020	8	40	1	722	1344	.163
Coast Guard	1945	1945	1	0	0	39	0	1.000
<b>Coastal Carolina</b>	<b>2022</b>	<b>2022</b>	-	-	-	-	-	-
Colgate	1970	1970	1	0	0	54	12	1.000
Colorado State	2002	2002	0	1	0	29	35	.000
Columbia	1931	1938	0	4	0	12	103	.000
Connecticut	2007	2017	2	2	0	75	92	.500
Dartmouth	1934	1934	0	1	0	0	27	.000
Davidson	1902	1968	8	0	2	202	26	1.000
Dickinson	1890	1890	1	0	0	12	0	1.000
<b>Duke</b>	<b>1890</b>	<b>2021</b>	<b>40</b>	<b>33</b>	<b>0</b>	<b>1683</b>	<b>1495</b>	<b>.548</b>
East Carolina	1975	2008	1	2	0	66	112	.333
Eastern Michigan	2010	2010	1	0	0	48	21	1.000
Episcopal	1888	1899	2	0	0	49	6	1.000
Florida	1959	2019	0	2	0	38	91	.000
Florida State	1992	2019	4	15	0	287	614	.211
Fort Monroe	1894	1894	1	0	0	102	0	1.000
Franklin & Marshall	1897	1897	1	0	0	38	0	1.000
Fresno State	2004	2004	0	1	0	34	37	.000
Furman	1923	1923	0	1	0	10	13	.000
Gallaudet	1895	1907	7	1	0	161	21	.875
Georgetown	1889	1913	7	7	2	233	113	.500
George Washington	1897	1955	12	2	1	373	92	.833
Georgia	1897	2000	7	9	3	235	278	.438
<b>Georgia Tech</b>	<b>1965</b>	<b>2021</b>	<b>21</b>	<b>21</b>	<b>1</b>	<b>1083</b>	<b>1140</b>	<b>.500</b>
Hampden-Sydney	1906	1946	17	1	2	532	56	.900
Hampton A.C.	1896	1896	0	0	2	16	16	.500
Harvard	1915	1947	1	8	0	60	269	.111
Idaho	2011	2011	1	0	0	21	20	1.000
<b>Illinois</b>	<b>1989</b>	<b>2021</b>	<b>1</b>	<b>2</b>	<b>0</b>	<b>84</b>	<b>108</b>	<b>.333</b>
Indiana	2009	2018	2	2	0	114	92	.500
James Madison	1979	1983	2	1	0	107	44	.667
Johns Hopkins	1888	1922	8	1	0	263	45	.889
Kansas	1990	1991	2	0	0	90	29	1.000
Kent State	2014	2014	1	0	0	45	13	1.000
Kentucky	1902	1930	2	1	0	18	47	.667
Lafayette	1890	1942	2	1	1	64	31	.625
Lehigh	1889	1976	6	3	0	173	122	.667
Liberty	2018	2019	2	0	0	100	51	1.000
Louisiana Tech	2012	2012	0	1	0	38	44	.000
<b>Louisville</b>	<b>1988</b>	<b>2021</b>	<b>5</b>	<b>5</b>	<b>0</b>	<b>257</b>	<b>255</b>	<b>.500</b>
Lynchburg	1926	1926	1	0	0	38	0	1.000
Maryland	1919	2013	32	44	2	1380	1647	.423
Maryland A.C.	1895	1895	1	0	0	20	0	1.000
Maryland Med. Coll.	1898	1899	1	0	1	6	0	.750
<b>Miami (Fla.)</b>	<b>1996</b>	<b>2021</b>	<b>8</b>	<b>11</b>	<b>0</b>	<b>439</b>	<b>490</b>	<b>.421</b>
Miami (Ohio)	1948	1949	1	0	1	35	32	.750
Michigan	1899	1995	0	3	0	17	112	.000

Opponent	First Game	Last Game	W	L	T	Scoring			Middle
						UVA	Opp.	Pct	
Tennessee	2007	2007	1	0	0	23	21	1.000	
Miller School	1895	1896	2	0	0	56	2	1.000	
Minnesota	2005	2005	1	0	0	34	31	1.000	
Missouri	1973	1973	0	1	0	7	31	.000	
Nashville	1902	1902	1	0	0	27	0	1.000	
Navy	1889	2017	11	28	0	502	712	.282	
Norfolk Blues	1912	1912	1	0	0	7	0	1.000	
<b>North Carolina</b>	<b>1892</b>	<b>2021</b>	<b>58</b>	<b>64</b>	<b>4</b>	<b>2021</b>	<b>2464</b>	<b>.476</b>	
North Carolina Pre-Flight	1944	1944	0	0	1	13	13	.500	
NC State	1904	2020	22	36	1	1076	1182	.381	
Notre Dame	1989	2019	0	4	0	63	133	.000	
Oceana N.A.S.	1945	1945	1	0	0	40	0	1.000	
Ohio	1993	2018	2	0	0	86	38	1.000	
Ohio State	1933	1933	0	1	0	0	75	.000	
Oklahoma	1991	1991	0	1	0	14	48	.000	
<b>Old Dominion</b>	<b>2019</b>	<b>2019</b>	<b>1</b>	<b>0</b>	<b>0</b>	<b>28</b>	<b>17</b>	<b>1.000</b>	
Oregon	2013	2016	0	2	0	36	103	.000	
Pantops Academy	1888	1889	2	0	0	64	0	1.000	
Pennsylvania	1890	1950	1	15	0	63	512	.063	
Penn State	1893	2012	3	5	0	93	179	.375	
<b>Pittsburgh</b>	<b>1953</b>	<b>2019</b>	<b>4</b>	<b>9</b>	<b>0</b>	<b>259</b>	<b>332</b>	<b>.308</b>	
Princeton	1890	1948	1	9	1	34	349	.136	
Princeton J.V.	1891	1891	1	0	0	12	0	1.000	
Purdue	1968	1984	1	1	0	33	68	.500	
Randolph-Macon	1890	1933	21	0	1	888	21	.977	
<b>Richmond</b>	<b>1893</b>	<b>2018</b>	<b>29</b>	<b>3</b>	<b>2</b>	<b>1048</b>	<b>182</b>	<b>.882</b>	
Richmond Air Base	1943	1943	0	0	1	7	7	.500	
Roanoke	1895	1932	6	0	0	170	0	1.000	
Rutgers	1894	1981	3	2	0	85	26	.600	
San Jose State	1998	1998	1	0	0	52	14	1.000	
Schuylkill Navy	1891	1891	0	0	1	16	16	.500	
Sewanee	1892	1931	3	2	1	70	25	.583	
South Carolina	1912	2018	14	20	1	583	728	.414	
Southern California	2008	2010	0	2	0	21	69	.000	
Southern Miss.	2009	2011	0	2	0	58	67	.000	
St. Albans	1895	1903	8	0	0	130	4	1.000	
St. John's (Md.)	1891	1935	17	0	0	497	50	1.000	
Swarthmore	1911	1929	2	1	0	67	16	.667	
<b>Syracuse</b>	<b>1975</b>	<b>2015</b>	<b>3</b>	<b>2</b>	<b>0</b>	<b>105</b>	<b>115</b>	<b>.600</b>	
Temple	2004	2005	2	0	0	95	17	1.000	
Tennessee	1927	1990	1	3	0	52	119	.250	
Texas	1977	1996	1	2	0	53	98	.333	
Texas Christian	1994	2012	1	2	0	41	67	.333	
Texas Tech	2007	2007	0	1	0	28	31	.000	
Troy	2003	2003	1	0	0	24	0	1.000	
Tulane	1949	1969	2	4	0	115	178	.333	
UCLA	2014	2015	0	2	0	36	62	.000	
Vanderbilt	1895	1975	7	12	2	257	341	.381	
VMI	1893	2013	57	23	3	1697	848	.705	
<b>Virginia Tech</b>	<b>1895</b>	<b>2020</b>	<b>38</b>	<b>60</b>	<b>5</b>	<b>1610</b>	<b>1866</b>	<b>.375</b>	
Wake Forest	1889	2020	34	17	0	1283	988	.667	
Washington	1976	1976	0	1	0	17	38	.000	
Washington & Lee	1890	1953	21	13	1	563	339	.614	
Washington YMCA	1893	1893	1	0	0	20	0	1.000	
W. Philadelphia A.C.	1894	1894	1	0	0	64	0	1.000	
West Virginia	1898	2002	12	10	1	366	330	.543	
Western Michigan	2003	2006	2	1	0	100	52	.667	
William & Mary	1908	2019	31	6	1	1037	435	.838	
Wisconsin	2001	2001	0	1	0	17	26	.000	
Wyoming	2006	2007	1	1	0	16	35	.500	
Yale	1914	1944	2	3	1	57	123	.417	
<b>Totals</b>	<b>1888</b>	<b>2021</b>	<b>677</b>	<b>48</b>	<b>5</b>	<b>23,927</b>	<b>26,700</b>	<b>.527</b>	

2022 Opponents are listed in bold



# SERIES RECORDS VS. ALL OPPONENTS

## Key to Neutral Sites

- H—Home Games
- A—Away Games
- AX—Alexandria, Va.
- AT—Atlanta, Ga.
- BA—Baltimore, Md.
- BH—Birmingham Ala.
- BO—Boise, Idaho
- CH—Charleston, W.Va.
- CR—Charlotte, N.C.
- DT—Detroit, Mich.
- ER—East Rutherford, N.J.
- HA—Honolulu, Hawaii
- JK—Jacksonville, Fla.
- LN—Lynchburg, Va.
- LO—Louisville, Ky.
- LX—Lexington, Va.
- MF—Miami/Ft. Lauderdale, Fla.
- NA—Nashville, Tenn.
- NF—Norfolk, Va.
- NO—New Orleans, La.
- OR—Orlando, Fla.
- RI—Richmond, Va.
- RO—Roanoke, Va.
- SH—Shreveport, La.
- WA—Washington, D.C.

### ABILENE CHRISTIAN (1-0-0)

2020 W 55 15 H

### AKRON (2-0-0)

2002 W 48 29 H  
2004 W 51 0 H

### APPRENTICE SCHOOL (0-1-0)

1943 L 6 7 A

### ARMY (3-5-0)

1954 L 20 21 A  
1957 L 12 20 H  
1958 L 6 35 A  
1964 W 35 14 H  
1967 L 7 26 A  
1970 W 21 20 H  
1971 L 9 14 A  
1978 W 21 17 A

### AUBURN (1-2-0)

1997 L 17 28 H  
1998 W 19 0 A  
2011 L 24 43 AT\*

\* - Chick-fil-A Bowl

### BALL STATE (0-1-0)

2013 L 27 48 H

### BALTIMORE CITY COLLEGE (1-0-0)

1894 W 36 0 H

### BOISE STATE (1-1-0)

2015 L 14 56 H  
2017 W 42 23 A

### BOSTON COLLEGE (1-6-0)

1963 L 21 30 A  
1994 L 13 31 MF\*  
2005 L 17 28 A  
2009 L 10 14 H  
2010 L 13 17 A  
2017 L 10 41 H  
2020 W 43 32 H

\*1994 Carquest Bowl

### BRIGHAM YOUNG (3-3-0)

1987 W 22 16 BH\*  
1999 W 45 40 A  
2000 L 35 38 H ot  
2013 W 19 16 H  
2014 L 33 41 A  
2021 L 49 66 A

\*1987 All American Bowl

### BUCKNELL (1-1-0)

1905 W 15 11 NF  
1906 L 5 12 RI

### BUFFALO (2-0-0)

1967 W 35 12 H  
1999 W 50 21 H

### CARLISLE (1-5-1)

1900 L 2 17 WA  
1902 W 6 5 NF  
1903 T 6 6 NF  
1904 L 6 14 NF  
1905 L 0 12 NF  
1906 L 17 18 NF  
1910 L 5 22 WA

### CENTRAL MICHIGAN (2-0-0)

1996 W 55 21 H  
2016 W 49 35 H

### CENTRE (0-1-0)

1919 L 7 49 H

### CHICAGO (1-0-0)

1939 W 47 0 H

### THE CITADEL (2-0-0)

1950 W 34 14 A  
1951 W 39 0 H

### CLEMSON (8-40-1)

1955 L 7 20 H  
1956 L 0 7 A  
1957 L 6 20 H  
1958 L 15 20 A  
1959 L 0 47 H  
1960 L 7 21 A  
1963 L 0 35 H  
1964 L 7 29 A  
1965 L 14 20 H  
1966 L 35 40 A  
1969 L 14 21 H  
1970 L 17 27 A  
1971 L 15 32 RI  
1972 L 21 37 A  
1973 L 27 32 A  
1974 L 9 28 A  
1977 L 0 31 A  
1978 L 14 30 H  
1979 L 7 17 A  
1980 L 24 27 H  
1981 L 0 27 A  
1982 L 0 48 H  
1983 L 21 42 A

1984 L 0 55 H  
1985 L 24 27 A  
1986 L 17 31 H  
1987 L 21 38 A  
1988 L 7 10 H  
1989 L 20 34 A  
1990 W 20 7 H  
1991 T 20 20 A  
1992 L 28 29 H  
1993 L 14 23 A  
1994 W 9 6 H  
1995 W 22 3 A  
1996 L 16 24 H  
1997 W 21 7 A  
1998 W 20 18 H  
1999 L 14 33 A  
2000 L 10 31 H  
2001 W 26 24 A  
2002 W 22 17 H  
2003 L 27 30 A ot  
2004 W 30 10 H  
2008 L 3 13 H  
2009 L 21 34 A  
2013 L 10 59 H  
2019 L 17 62 CR\*  
2020 L 23 41 A

\* - ACC Championship Game

### COAST GUARD (1-0-0)

1945 W 39 0 H

### COLGATE (1-0-0)

1970 W 54 12 H

### COLORADO STATE (0-1-0)

2002 L 29 35 H

### COLUMBIA (0-4-0)

1931 L 0 27 A  
1932 L 6 22 A  
1933 L 6 15 A  
1938 L 0 39 A

### CONNECTICUT (2-2-0)

2007 W 17 16 H  
2008 L 10 45 A  
2016 L 10 13 A  
2017 W 38 18 H

### DARTMOUTH (0-1-0)

1934 L 0 27 A

### DAVIDSON (8-0-2)

1902 W 35 0 H  
1903 W 22 0 A  
1907 T 5 5 H  
1908 W 12 0 H  
1909 W 11 0 H  
1916 W 14 0 H  
1921 W 28 0 H  
1935 T 0 0 H  
1962 W 34 7 H  
1968 W 41 14 H

### DICKINSON (1-0-0)

1890 W 12 0 WA

### DUKE (40-33-0)

1890 W 10 4 RI  
1891 L 0 20 RI  
1892 W 46 4 AT  
1893 W 30 0 LN  
1923 W 33 0 H  
1930 L 0 32 A  
1943 L 0 49 A  
1951 W 30 7 A  
1952 L 7 21 H  
1953 L 6 48 NF

1956 L 7 40 H  
1957 L 0 40 A  
1958 W 15 12 H  
1961 L 0 42 RI  
1963 L 8 30 H  
1964 L 0 30 A  
1965 L 7 21 H  
1966 L 8 27 A  
1967 L 6 13 H  
1968 W 50 20 A  
1969 W 10 0 H  
1970 L 7 17 A  
1971 L 0 28 H  
1972 L 13 37 A  
1973 W 7 3 H  
1974 L 7 27 A  
1975 L 11 26 A  
1976 L 6 21 H  
1977 L 7 31 H  
1978 L 13 20 A  
1979 W 30 12 H  
1980 W 20 17 A  
1981 L 24 29 H  
1982 L 17 51 A  
1983 W 38 30 H  
1984 W 38 10 A  
1985 W 37 14 H  
1986 L 13 20 A  
1987 W 42 17 H  
1988 L 34 38 A  
1989 W 49 28 H  
1990 W 59 0 A  
1991 W 34 3 H  
1992 W 55 28 A  
1993 W 35 0 H  
1994 L 25 28 A  
1995 W 44 30 H  
1996 W 27 3 A  
1997 W 13 10 H  
1998 W 24 0 A  
1999 L 17 24 H ot  
2000 W 26 10 A  
2001 W 31 10 H  
2002 W 27 22 A  
2003 W 27 0 H  
2004 W 37 16 A  
2005 W 38 7 H  
2006 W 37 0 A  
2007 W 24 13 H  
2008 L 3 31 A  
2009 L 17 28 H  
2010 L 48 55 A  
2011 W 31 21 H  
2012 L 17 42 A  
2013 L 22 35 H  
2014 L 13 20 A  
2015 W 42 34 H  
2016 W 34 20 A  
2017 W 28 21 H  
2018 W 28 14 A  
2019 W 48 14 H  
2020 W 38 20 H  
2021 W 48 0 H

### EAST CAROLINA (1-2-0)

1975 L 10 61 H  
2006 L 21 31 A  
2008 W 35 20 H

### EASTERN MICHIGAN (1-0-0)

2010 W 48 21 H

### EPISCOPAL (2-0-0)

1888 W 16 0 H  
1899 W 33 6 H

### FLORIDA (0-2-0)

1959 L 10 55 A  
2019 L 28 36 MF\*

\* - Orange Bowl

### FLORIDA STATE (4-15-0)

1992 L 3 13 H  
1993 L 14 40 A  
1994 L 17 41 A  
1995 W 33 28 H  
1996 L 24 31 A  
1997 L 21 47 H  
1998 L 14 45 A  
1999 L 10 35 H  
2000 L 3 37 A  
2001 L 7 43 H  
2002 L 19 40 A  
2003 L 14 19 H  
2004 L 3 36 A  
2005 W 26 21 H  
2006 L 0 33 A  
2010 L 14 34 H  
2011 W 14 13 A  
2014 L 20 34 A  
2019 W 31 24 H

### FORT MONROE (1-0-0)

1894 W 102 0 H

### FRANKLIN & MARSHALL (1-0-0)

1897 W 38 0 H

### FRESNO STATE (0-1-0)

2004 L 34 37 BO\*ot  
\* 2004 MPC Computers Bowl

### FURMAN (0-1-0)

1923 L 10 13 H

### GALLAUDET (7-1-0)

1895 W 16 6 H  
1896 W 6 0 H  
1897 W 20 4 H  
1898 W 16 0 H  
1899 L 5 11 H  
1900 W 34 0 H  
1901 W 24 0 H  
1907 W 40 0 H

### GEORGETOWN (7-7-2)

1889 W 32 0 H  
1892 T 4 4 H  
1893 L 24 28 H  
1893 W 58 0 A  
1898 W 12 0 A  
1899 T 0 0 A  
1900 L 0 10 A  
1901 L 16 17 A  
1906 W 12 0 A  
1907 W 28 6 A  
1908 W 6 0 A  
1909 W 21 0 A  
1910 L 0 15 A  
1911 L 0 9 A  
1912 L 13 16 A  
1913 L 7 8 A

### GEORGE WASHINGTON (12-2-1)

1897 W 10 0 H  
1898 W 47 0 H  
1905 W 55 0 WA  
1906 T 0 0 A  
1921 W 28 0 H  
1922 W 34 0 H  
1947 W 33 13 H  
1948 L 12 20 H  
1949 W 27 13 H  
1950 W 19 0 H  
1951 W 20 0 H  
1952 W 50 0 H  
1953 W 24 20 AX  
1954 W 14 13 H

# VIRGINIA

## 2022 UVA FOOTBALL

1955	L	0	13	H
<b>GEORGIA (7-9-3)</b>				
1897	W	17	4	AT
1913	W	13	6	AT
1914	W	28	0	H
1915	W	9	7	A
1916	L	7	13	H
1919	T	7	7	A
1920	T	0	0	H
1921	L	0	21	A
1922	T	6	6	A
1923	L	0	13	A
1924	L	0	7	H
1925	W	7	6	A
1926	L	7	27	H
1927	L	0	32	A
1979	W	31	0	A
1987	L	22	30	A
1995	W	34	27	AT*
1998	L	33	35	AT*
2000	L	14	37	HA&

\*1995, 1998 Peach Bowl & 2000 Jeep O'ahu Bowl

<b>GEORGIA TECH (21-21-1)</b>				
1965	L	19	42	A
1966	L	13	14	A
1974	L	24	28	A
1976	L	14	35	A
1982	L	32	38	A
1983	L	27	31	A
1984	T	20	20	H
1985	W	24	13	A
1986	L	14	28	H
1987	W	23	14	A
1988	W	17	16	H
1989	W	17	10	A
1990	L	38	41	H
1991	L	21	24	A
1992	W	55	24	H
1993	W	35	14	A
1994	W	24	7	A
1995	W	41	14	H
1996	L	7	13	A
1997	W	35	31	H
1998	L	38	41	A
1999	W	45	38	H
2000	L	0	35	A
2001	W	39	38	H
2002	L	15	23	A
2003	W	29	17	H
2004	W	30	10	A
2005	W	27	17	H
2006	L	7	24	A
2007	W	28	23	H
2008	W	24	17	A
2009	L	9	34	H
2010	L	21	33	A
2011	W	24	21	H
2012	L	20	56	A
2013	L	25	35	H
2014	L	10	35	A
2015	W	27	21	H
2016	L	17	31	A
2017	W	40	36	H
2018	L	27	30	A ot
2019	W	33	28	H
2021	W	48	40	H

<b>HAMPDEN-SYDNEY (17-1-2)</b>				
1906	W	38	5	H
1909	W	37	0	H
1911	W	23	0	H
1912	W	10	0	H
1913	W	53	0	H
1924	W	13	9	H
1925	W	40	0	H
1926	T	0	0	H
1927	W	38	6	H
1932	W	32	0	H
1933	T	7	7	H
1934	W	8	0	H
1935	L	7	12	H
1936	W	26	10	H
1937	W	13	7	H
1939	W	26	0	H
1941	W	41	0	H
1942	W	12	0	H

1944	W	37	0	H
1946	W	71	0	H
<b>HAMPTON A.C. (0-0-2)</b>				
1896	T	10	10	H
1896	T	6	6	A
<b>HARVARD (1-8-0)</b>				
1915	L	0	9	A
1916	L	0	51	A
1919	L	0	47	A
1920	L	0	24	A
1924	L	0	14	A
1931	L	0	19	A
1936	L	0	65	A
1938	L	13	40	A
1947	W	47	0	H
<b>IDAHO (1-0-0)</b>				
2011	W	21	20	H ot
<b>ILLINOIS (1-2-0)</b>				
1990	L	21	31	OR*
1999	L	21	63	MF&
2021	W	42	14	H

\* 1990 Florida Citrus Bowl & 1999 Micronpc.com Bowl

<b>INDIANA (2-2-0)</b>				
2009	W	47	7	H
2011	W	34	31	A
2017	L	17	34	H
2018	L	16	20	A
<b>JAMES MADISON (2-1-0)</b>				
1991	L	69	9	H
1982	L	17	21	H
1983	W	21	14	H
<b>JOHNS HOPKINS (8-1-0)</b>				
1888	L	0	26	H
1889	W	58	0	H
1893	W	28	12	H
1894	W	76	0	H
1900	W	20	0	H
1911	W	34	0	A
1920	W	14	0	A
1921	W	14	7	H
1922	W	19	0	A
<b>KANSAS (2-0-0)</b>				
1990	W	59	10	A
1991	W	31	19	H
<b>KENT STATE (1-0-0)</b>				
2014	W	45	13	H
<b>KENTUCKY (2-1-0)</b>				
1902	W	12	0	A
1903	W	6	0	H
1930	L	0	47	A

<b>LAFAYETTE (2-1-1)</b>				
1890	W	20	6	H
1891	T	6	6	H
1941	W	25	0	H
1942	L	13	19	A
<b>LEHIGH (6-3-0)</b>				
1889	L	12	24	H
1899	W	10	0	RI
1902	L	6	34	WA
1909	L	7	11	NF
1940	W	32	0	H
1941	W	34	0	H
1954	W	27	21	H
1956	W	24	12	A
1976	W	21	20	H
<b>LIBERTY</b>				

<b>(2-0-0)</b>				
2018	W	45	24	H
2019	W	55	27	H

<b>LOUISIANA TECH (0-1-0)</b>				
2012	L	38	44	H

<b>LOUISVILLE (5-5-0)</b>				
1988	L	28	30	A
1989	W	16	15	H
2014	W	23	21	H
2015	L	31	38	A
2016	L	25	32	H
2017	L	21	38	A
2018	W	27	3	H
2019	L	21	28	A
2020	W	31	17	H
2021	W	34	33	A

<b>LYNCHBURG (1-0-0)</b>				
1926	W	38	0	H

<b>MARYLAND (32-44-2)</b>				
1919	L	0	13	H
1925	W	6	0	H
1926	T	6	6	A
1927	W	21	0	H
1928	L	2	18	A
1929	T	13	13	A
1930	L	6	14	H
1931	L	6	7	A
1932	W	7	6	H
1933	W	6	0	H
1934	L	0	20	A
1935	L	7	14	H
1936	L	0	21	H
1937	L	0	3	H
1938	W	27	19	A
1939	W	12	7	H
1940	W	19	6	A
1942	L	12	27	H
1943	W	39	0	H
1944	W	18	7	WA
1945	L	13	19	WA
1957	L	0	12	A
1958	L	6	44	H
1959	L	12	55	A
1960	L	12	44	H
1961	W	28	16	H
1962	L	18	40	A
1963	L	6	21	A
1964	L	0	10	H
1965	W	33	27	A
1966	W	41	17	H
1967	W	12	7	A
1968	W	28	23	H
1969	L	14	17	A
1970	L	14	17	H
1971	W	29	27	A
1972	L	23	24	H
1973	L	0	33	A
1974	L	0	10	H
1975	L	24	62	A
1976	L	0	28	H
1977	L	0	28	A
1978	L	7	17	H
1979	L	7	17	A
1980	L	0	31	H
1981	L	7	48	A
1982	L	14	45	H
1983	L	3	23	A
1984	L	34	45	H
1985	L	21	33	A
1986	L	10	42	H
1987	L	19	21	A
1988	W	24	23	H
1989	W	48	21	A
1990	L	30	35	H
1991	L	6	17	A
1992	W	28	15	H
1993	W	43	29	A
1994	W	46	21	H
1995	W	21	18	A
1996	W	21	3	H
1997	W	45	0	A
1998	W	31	19	H
1999	W	34	30	A

2000	W	31	23	H
2001	L	21	41	A
2002	W	48	13	H
2003	L	17	27	A
2004	W	16	0	H
2005	L	33	45	A
2006	L	26	28	H
2007	W	18	17	A
2008	W	31	0	H
2009	W	20	9	A
2010	L	23	42	H
2011	W	31	13	A
2012	L	20	27	H
2013	L	26	27	A

<b>MARYLAND A.C. (1-0-0)</b>				
1895	W	20	0	H

<b>MD. MEDICAL COLLEGE (1-0-1)</b>				
1898	W	6	0	H
1899	T	0	0	H

<b>MIAMI (Fla.) (8-11-0)</b>				
1996	L	21	31	MF*
2004	L	21	31	H
2005	L	17	25	A
2006	W	17	7	H
2007	W	48	0	A
2008	L	17	24	H ot
2009	L	17	52	A
2010	W	24	19	H
2011	W	31	13	A
2012	W	41	40	H
2013	L	26	45	A
2014	W	30	13	H
2015	L	21	27	A
2016	L	14	34	H
2017	L	28	44	A
2018	W	16	13	H
2019	L	9	17	A
2020	L	14	19	A
2021	W	30	28	A

\*1996 Carquest Bowl

<b>MIAMI (Ohio) (1-0-1)</b>				
1948	T	14	14	H
1949	W	21	18	H

<b>MICHIGAN (0-3-0)</b>				
1899	L	0	38	DT
1971	L	0	56	A
1995	L	17	18	A

<b>MIDDLE TENNESSEE (1-0-0)</b>				
2007	W	23	21	A

<b>MILLER SCHOOL (2-0-0)</b>				
1895	W	30	0	H
1896	W	26	2	H

<b>MINNESOTA (1-0-0)</b>				
2005	W	34	31	NA*

\*2005 Music City Bowl

<b>MISSOURI (0-1-0)</b>				
1973	L	7	31	A

<b>NASHVILLE, University of (1-0-0)</b>				
1902	W	27	0	A

<b>NAVY (11-28-0)</b>				
1889	L	12	22	A
1893	L	0	28	A
1893	W	12	0	A
1897	L	0	4	A
1898	L	0	6	H
1903	L	5	6	A
1904	L	0	5	H
1905	L	0	22	A
1909	W	5	0	A
1933	L	7	13	A

1934	L	6	21	WA
1935	L	7	26	A
1936	L	14	35	A
1937	L	13	40	A
1938	L	0	33	A
1939	L	12		





Table with columns for year, result, score, and opponent. Includes sections for North Carolina Pre-Flight, NC State (22-36-1), and various opponents like Wake Forest, Duke, and Virginia Tech.

Table with columns for year, result, score, and opponent. Includes sections for Notre Dame (0-4-0), Oceana N.A.S. (1-0-0), Ohio (2-0-0), Ohio State (0-1-0), Oklahoma (0-1-0), Old Dominion (1-0-0), Oregon (0-2-0), Pantops Academy (2-0-0), and Pennsylvania (1-15-0).

Table with columns for year, result, score, and opponent. Includes sections for Penn State (3-5-0), Pittsburgh (4-9-0), Princeton (1-9-1), Princeton JV (1-0-0), Purdue (1-1-0), Randolph-Macon (21-0-1), and various opponents like Wake Forest, Duke, and Virginia Tech.

Table with columns for year, result, score, and opponent. Includes sections for Richmond (29-3-2), Richmond A.B. (0-0-1), Roanoke (6-0-0), Rutgers (3-2-0), San Jose State (1-0-0), Schuylkill Navy (0-0-1), Sewanee (3-2-1), and South Carolina (14-20-1).

Table with columns for year, result, score, and opponent. Includes sections for Southern California (0-2-0), Southern Miss (0-2-0), St. Albans (8-0-0), St. John's (Md.) (17-0-0), Swarthmore (2-1-0), Syracuse (3-2-0), Temple (2-0-0), and Tennessee (1-3-0).

# VIRGINIA

## 2022 UVA FOOTBALL

**TEXAS (1-2-0)**

1977 L	0	68	A
1995 L	16	17	A
1996 W	37	13	H

**TEXAS CHRISTIAN (1-2-0)**

1994 W	20	10	SH*
2009 L	14	30	H
2012 L	7	27	A

\*1994 Independence Bowl

**TEXAS TECH (0-1-0)**

2007 L	28	31	JK*
--------	----	----	-----

\*2008 Gator Bowl

**TROY (1-0-0)**

2003 W	24	0	H
--------	----	---	---

**TULANE (2-4-0)**

1949 L	14	28	H
1950 L	18	42	A
1966 L	6	20	H
1967 W	14	10	A
1968 W	63	47	H
1969 L	0	31	A

**UCLA (0-2-0)**

2014 L	20	28	H
2015 L	16	34	A

**VANDERBILT (7-12-2)**

1895 W	6	4	AT
1897 T	0	0	A
1898 W	18	0	LO
1912 L	0	13	A
1913 W	34	0	H
1914 W	20	7	A
1915 W	35	10	H
1916 L	6	27	A
1919 L	6	10	H
1920 T	7	7	A
1928 L	0	34	A
1952 W	27	0	H
1953 L	13	28	A
1955 L	7	34	A
1956 L	2	6	H
1958 L	6	39	A
1959 L	0	33	H
1971 W	27	23	H
1972 L	7	10	A
1973 L	22	39	H
1975 L	14	17	A

**VMI (57-23-3)**

1893 W	22	0	A
1896 W	46	0	LN
1900 T	0	0	A
1901 W	28	0	LN
1904 W	17	0	H
1906 W	4	0	H
1907 W	18	17	H
1909 W	32	0	H
1910 W	28	0	H
1911 W	22	6	H
1912 L	0	19	H
1913 W	38	7	H
1915 W	44	0	H
1916 W	20	7	H
1919 W	7	0	H
1920 L	6	22	H
1921 W	14	7	A
1922 L	0	14	H
1923 L	0	35	H
1924 W	13	0	A
1925 W	18	10	H
1926 W	14	7	A
1927 W	13	8	H
1928 L	0	9	A
1929 L	7	20	H
1930 W	13	0	A
1931 L	3	18	H
1932 L	4	6	A
1933 L	12	13	H

1934 W	17	13	A
1935 T	0	0	H
1936 L	6	12	A
1937 L	7	26	H
1938 T	12	12	H
1939 L	13	16	A
1940 L	0	7	H
1941 W	27	7	A
1942 L	18	38	H
1943 W	34	0	A
1944 W	34	0	LN
1945 W	40	7	LN
1946 W	19	8	H
1947 W	35	6	A
1948 W	26	14	H
1949 W	32	13	LN
1950 W	26	13	H
1951 W	34	14	H
1952 W	33	14	RI
1953 L	6	21	H
1954 W	21	0	H
1955 W	20	13	H
1956 W	18	0	H
1957 L	7	20	H
1958 L	0	33	NF
1959 L	12	19	LN
1960 L	16	30	H
1961 W	14	7	NF
1962 W	28	6	H
1963 W	6	0	RI
1964 W	20	19	RI
1965 W	14	10	H
1966 W	38	27	H
1967 L	13	18	H
1968 W	47	0	H
1969 W	28	10	RI
1970 W	49	10	H
1972 W	45	14	H
1973 W	16	0	H
1974 W	28	10	H
1975 W	22	21	H
1976 L	7	13	NF
1977 L	6	30	H
1978 L	9	17	H
1979 W	19	0	H
1981 W	13	10	H
1982 W	37	6	H
1983 W	38	10	H
1984 W	35	7	H
1985 W	40	15	H
1987 W	30	0	H
1991 W	42	0	H
2010 W	48	7	H
2013 W	49	0	H

**VIRGINIA TECH (38-58-5)**

1895 W	38	0	H
1896 W	44	0	H
1899 W	28	0	H
1900 W	17	5	H
1901 W	16	0	A
1902 W	6	0	H
1903 W	21	0	RI
1904 W	5	0	RI
1905 L	0	11	H
1923 L	3	6	H
1924 W	6	0	A
1925 W	10	0	H
1926 L	0	6	A
1927 W	7	0	H
1928 L	0	20	A
1929 L	12	32	H
1930 L	13	34	A
1931 T	0	0	H
1932 L	0	13	A
1933 T	6	6	H
1934 L	6	19	A
1935 T	0	0	H
1936 L	6	7	A
1937 L	7	14	H
1938 W	14	6	A
1939 L	0	13	H
1940 L	0	6	NF
1941 W	34	0	NF
1942 L	14	20	NF
1945 W	31	13	RO
1946 T	21	21	RO
1947 W	41	7	RO
1948 W	28	0	RO
1949 W	26	0	RO

1950 W	45	6	RO
1951 W	33	0	RO
1952 W	42	0	RO
1953 L	6	20	H
1954 L	0	6	RO
1955 L	13	17	RO
1956 L	7	14	RO
1957 W	38	7	RI
1958 L	13	22	RO
1959 L	14	40	RI
1960 L	6	40	RO
1961 L	0	20	RO
1962 L	15	20	RO
1963 L	0	10	RO
1964 W	20	17	H
1965 L	14	22	A
1966 L	7	24	H
1970 W	7	0	A
1971 L	0	6	H
1972 W	24	20	H
1973 L	15	27	A
1974 W	28	27	H
1975 L	17	24	A
1976 L	10	14	H
1977 T	14	14	A
1978 W	17	7	H
1979 W	20	18	H
1980 L	0	30	A
1981 L	3	20	H
1982 L	14	21	A
1983 L	0	48	H
1984 W	26	23	A
1985 L	10	28	H
1986 L	10	42	A
1987 W	14	13	H
1988 W	16	10	A
1989 W	32	25	H
1990 L	13	38	A
1991 W	38	0	H
1992 W	41	38	A
1993 L	17	20	H
1994 W	42	23	A
1995 L	29	36	H
1996 L	9	26	A
1997 W	34	20	H
1998 W	36	32	A
1999 L	7	31	H
2000 L	21	42	A
2001 L	17	31	H
2002 L	9	21	A
2003 W	35	21	H
2004 L	10	24	A
2005 L	14	52	H
2006 L	0	17	A
2007 L	21	33	H
2008 L	14	17	A
2009 L	13	42	H
2010 L	7	37	A
2011 L	0	38	H
2012 L	14	17	A
2013 L	6	16	H
2014 L	20	24	A
2015 L	20	23	H
2016 L	10	52	A
2017 L	0	10	H
2018 L	31	34	A ot
2019 W	39	30	H
2020 L	15	33	A
2021 L	24	29	H

**WAKE FOREST (34-17-0)**

1889 W	46	4	RI
1911 W	29	6	H
1955 L	7	13	H
1956 W	7	6	H
1957 W	28	20	A
1959 L	12	34	A
1960 L	20	28	H
1961 L	15	21	A
1962 W	14	12	H
1964 L	21	31	H
1966 W	24	10	H
1967 W	14	12	A
1969 L	21	23	H
1970 L	7	27	H
1972 W	15	12	A
1973 W	21	10	H
1974 W	14	0	A
1975 L	21	66	H
1976 W	18	17	A

1977 W	12	10	H
1978 L	0	14	A
1980 W	24	21	A
1981 L	21	24	H
1982 W	34	27	H
1983 L	34	38	A
1984 W	28	9	H
1985 W	20	18	A
1986 W	30	28	A
1987 W	35	21	H
1988 W	34	14	A
1989 W	47	28	H
1990 W	49	14	A
1991 W	48	7	H
1992 W	31	17	A
1993 W	21	9	H
1994 W	42	6	A
1995 W	35	17	H
1996 W	42	7	A
1997 W	21	13	H
1998 W	38	17	A
1999 W	35	7	H
2000 W	27	10	A
2001 L	30	34	H
2002 W	38	34	A
2003 W	27	24	H
2007 W	17	16	H
2008 L	17	28	A
2012 L	10	16	H
2016 L	20	27	A
2020 L	23	40	A
2021 L	17	37	H

**WASHINGTON (0-1-0)**

1976 L	17	38	A
--------	----	----	---

**WASHINGTON & LEE (21-13-1)**

1890 W	46	0	A
1900 W	28	0	H
1901 W	28	0	H
1902 W	16	0	H
1903 W	16	0	H
1904 W	17	0	H
1907 L	5	6	H
1922 W	22	6	A
1923 L	0	7	A
1924 L	7	20	H
1925 L	0	12	A
1926 W	30	7	H
1927 W	13	7	A
1928 W	20	13	H
1929 T	13	13	A
1930 W	21	7	H
1931 L	0	18	A
1932 L	0	7	H
1933 L	0	6	A
1934 L	0	20	H
1935 L	0	20	A
1936 L	0	13	H
1937 L	6	13	A
1938 W	13	0	H
1939 W	7	0	A
1940 W	20	6	H
1941 W	27	7	H
1942 W	34	7	A
1947 W	32	7	H
1948 W	41	6	A
1949 W	27	7	H
1950 W	26	21	RI
1951 L	14	42	A
1952 W	21	14	H
1953 L	13	27	A

**WASHINGTON YMCA (1-0-0)**

1893 W	20	0	H
--------	----	---	---

**WEST PHILADELPHIA A.C. (1-0-0)**

1894 W	64	0	H
--------	----	---	---

**WEST VIRGINIA (12-10-1)**

1898 L	0	6	CH
1921 L	0	7	H
1922 L	0	13	A
1943 W	6	0	CH
1944 W	24	6	CH
1945 W	13	7	CH

1946 W	21	0	H
1947 W	6	0	A
1948 W	7	0	H
1949 W	19	14	H
1950 W	28	21	A
1954 L	10	14	H
1957 T	6	6	A
1965 W	41	0	RI
1972 L	10	48	H
1973 L	17	42	A
1977 L	0	13	H
1978 L	17	20	A
1980 L	21	45	A
1981 L	18	32	H
1984 W	27	7	A
1985 W	27	7	H
2002 W	48	22	CR*



# ALL-TIME SCORES

+ Early UVA teams probably coached by student managers and team captains.  
(T) Thanksgiving

### 1888 (2-1-0)

**Coach:** Unknown +  
**Captain:** Francklyn A. Meacham

N20	Pantops Academy	H	W	20	0
N24	Episcopal H.S.	H	W	16	0
D8	Johns Hopkins	H	L	0	26

### 1889 (4-2-0)

**Coach:** Unknown +  
**Captain:** Sidney M. Neely

O8	Pantops Academy	H	W	44	0
O15	Georgetown	H	W	32	0
O22	Johns Hopkins	H	W	58	0
O29	Lehigh	H	L	12	24
N6	Wake Forest	N	W	46	4
N20	Navy	A	L	12	22

N-Richmond, Va.

### 1890 (5-2-0)

**Coach:** Unknown +  
**Captain:** William W. Daggett

N10	Dickinson	N1	W	12	0
O27	Pennsylvania	N2	L	0	72
O28	Princeton	N2	L	0	115
N10	Lafayette	H	W	20	6
N24	Randolph-Macon	H	W	136	0
N26	Washington & Lee	A	W	46	0
N29	Duke	N3	W	10	4

N1, Washington, D.C.; N2, Baltimore, Md.; N3, Richmond, Va.

### 1891 (2-1-2)

**Coach:** Unknown +  
**Captain:** Oliver W. Catchings

N14	St. John's	H	W	34	0
N16	Schuykill Navy	H	T	16	16
N21	Lafayette	H	T	6	6
N23	Princeton JV	H	W	12	0
N28	Duke	N	L	0	20

N-Richmond, Va.

### 1892 (3-2-1)

**Coach:** Unknown +  
**Captain:** Richard S. Thomas, Jr.

O11	Pennsylvania	H	L	0	32
O22	North Carolina	H	W	30	18
O29	Sewanee	N1	W	30	0
N16	Georgetown	H	T	4	4
N24	Duke	N2	W	46	4
N26	North Carolina	N2	L	0	26

N1, Richmond, Va.; N2, Atlanta, Ga.

### 1893 (8-3-0)

**Coach:** John Poe  
**Captain:** John A. Penton

O7	Richmond	H	W	34	4
O14	Penn State	H	L	0	6
O19	Washington YMCA	H	W	20	0
O21	Navy	A	L	0	28
O28	Johns Hopkins	H	W	28	12
N4	Georgetown	H	L	24	28
N11	Duke	N1	W	30	0
N18	Georgetown	A	W	58	0
N22	Navy	A	W	12	0
N25	VMI	A	W	22	0
N30	North Carolina (T)	N2	W	16	0

N1, Lynchburg, Va. N2, Richmond, Va.

### 1894 (8-2-0)

**Coach:** John Poe  
**Captain:** John A. Penton

O2	Richmond	H	W	48	0
O6	Baltimore City Coll.	H	W	36	0
O15	Princeton	N1	L	0	12
O18	Richmond	A	W	28	0
O20	Johns Hopkins	H	W	76	0
O26	Pennsylvania	N2	L	6	14
N3	Rutgers	H	W	20	4
N13	Ft. Monroe	H	W	102	0
N20	W. Philadelphia AC	H	W	64	0
N29	North Carolina (T)	N3	W	34	0

N1, Baltimore, Md.; N2, Washington, D.C.; N3, Richmond, Va.

### 1895 (9-2-0)

**Coach:** Harry Mackey  
**Captain:** John A. Penton

O2	Miller School	H	W	30	0
O5	Virginia Tech	H	W	38	0
O9	Princeton	N1	L	0	36
O12	Maryland A.C.	H	W	20	0
O19	Pennsylvania	A	L	0	54
O26	Gallaudet	H	W	16	6
O29	Roanoke	H	W	14	0
N11	St. Albans	H	W	14	4
N12	Richmond	H	W	62	0
N16	Vanderbilt	N2	W	6	4
N28	North Carolina (T)	N3	W	6	0

N1, Baltimore, Md.; N2, Atlanta, Ga.; N3, Richmond, Va.

### 1896 (7-2-2)

**Coach:** Martin Bergen  
**Captain:** Paul Lee Cocke

O3	Hampton Athletic Club	H	T	10	10
O10	Miller School	H	W	26	2
O14	Pennsylvania	A	L	0	20
O17	St. John's	H	W	48	0
O21	Princeton	A	L	0	48
O31	Virginia Tech	H	W	44	0
N2	St. Albans	H	W	6	0
N11	VMI	N1	W	46	0
N14	Hampton A.C.	A	T	6	6
N21	Gallaudet	H	W	6	0
N26	North Carolina (T)	N2	W	46	0

N1, Lynchburg, Va.; N2, Richmond, Va.

### 1897 (6-2-1)

**Coach:** Martin Bergen  
**Captain:** James Morrison

O2	Franklin & Marshall	H	W	38	0
O9	St. Albans	H	W	14	0
O13	Pennsylvania	A	L	0	42
O30	Georgia	N1	W	17	4
N6	Gallaudet	H	W	20	4
N13	Navy	A	L	0	4
N18	George Washington	H	W	10	0
N25	North Carolina	N2	W	12	0
D6	Vanderbilt (T)	A	T	0	0

N1, Atlanta, Ga.; N2, Richmond, Va.

### 1898 (6-5-0)

**Coach:** Joseph Massie  
**Captain:** Harris T. Collier

O1	St. Albans	H	W	16	0
O12	Pennsylvania	A	L	0	40
O15	Gallaudet	H	W	16	0
O29	George Washington	H	W	47	0
N2	Princeton	A	L	0	12
N5	Md. Medical Col.	H	W	6	0
N8	Georgetown	A	W	12	0
N12	Vanderbilt	N1	W	18	0
N14	West Virginia	N2	L	0	6
N19	Navy	H	L	0	6
N24	North Carolina (T)	N3	L	2	6

N1, Louisville, Ky.; N2, Charleston, W.Va.; N3, Richmond, Va.

### 1899 (4-3-2)

**Coach:** Archie Hoxton  
**Captain:** Harry T. Summersgill

S30	St. Albans	H	W	10	0
O7	Episcopal High	H	W	33	6
O11	Pennsylvania	A	L	6	33
O14	Md. Medical Col.	H	T	0	0
O21	Gallaudet	H	L	5	11
N4	Michigan	N1	L	0	38
N11	Virginia Tech	H	W	28	0
N18	Georgetown	A	T	0	0
N30	Lehigh (T)	N2	W	10	0

N1, Detroit, Mich.; N2, Richmond, Va.

### 1900 (7-2-1)

**Coach:** Archie Hoxton  
**Captain:** John E. Loyd

O5	Washington & Lee	H	W	28	0
O10	Richmond	H	W	51	0
O13	Carlisle	N1	L	2	17
O20	Johns Hopkins	H	W	20	0
O24	VMI	A	T	0	0
N10	Gallaudet	H	W	34	0
N14	Virginia Tech	H	W	17	5
N17	Georgetown	A	L	0	10
N24	North Carolina	N2	W	17	0
N29	Sewanee (T)	N3	W	17	5

N1, Washington, D.C.; N2, Norfolk, Va.; N3, Richmond, Va.

### 1901 (8-2-0)

**Coach:** Wesley Abbott  
**Captain:** Robert M. Coleman

O2	Washington & Lee	H	W	28	0
O5	Roanoke	H	W	68	0
O9	St. Albans	H	W	39	0
O12	Gallaudet	H	W	24	0
O16	Pennsylvania	A	L	5	20
O26	Virginia Tech	A	W	16	0
N11	VMI	N1	W	28	0
N16	Georgetown	A	L	16	17
N23	North Carolina	N2	W	23	6
N28	Sewanee (T)	N3	W	23	5

N1, Lynchburg, Va.; N2, Norfolk, Va.; N3, Richmond, Va.

### 1902 (8-1-1)

**Coach:** John DeSaulles  
**Captain:** H. Dorsey Waters

S30	Washington & Lee	H	W	16	0
O4	St. Albans	H	W	15	0
O18	Nashville	A	W	27	0
O20	Kentucky	A	W	12	0
O25	St. John's	H	W	22	0
N1	Davidson	H	W	35	0
N8	Lehigh	N1	L	6	34
N15	Virginia Tech	H	W	6	0
N22	Carlisle	N2	W	6	5
N27	North Carolina (T)	N3	T	12	12

N1, Washington, D.C.; N2, Norfolk, Va.; N3, Richmond, Va.

### 1903 (7-2-1)

**Coach:** Gresham Poe  
**Captain:** I. Branch Johnson

S26	St. Albans	H	W	16	0
S30	Randolph-Macon	H	W	37	0
O3	Washington & Lee	H	W	16	0
O10	Navy	A	L	5	6
O17	Kentucky	H	W	6	0
O24	Virginia Tech	N1	W	21	0
O31	Davidson	A	W	22	0
N7	St. John's	H	W	48	6
N21	Carlisle	N2	T	6	6
N26	North Carolina (T)	N3	L	0	16

N1, Richmond, Va.; N2, Norfolk, Va.; N3, Richmond, Va.

### 1904 (6-3-0)

**Coach:** Foster Sanford  
**Captain:** Walter W. Council

S24	Randolph-Macon	H	W	16	0
S28	Washington & Lee	H	W	17	0
O1	Pennsylvania	A	L	0	24
O15	N.C. State	H	W	5	0
O22	VMI	H	W	17	0
O29	Carlisle	N2	L	6	14
N5	Virginia Tech	N1	W	5	0
N12	Navy	H	L	0	5
N24	North Carolina (T)	N3	W	12	11

N1, Richmond, Va.; N2, Norfolk, Va.; N3, Richmond, Va.

### 1905 (5-4-0)

**Coach:** William Cole  
**Captain:** Merritt T. Cooke

S27	Randolph-Macon	H	W	59	0
S30	St. John's	H	W	30	5
O7	N.C. State	H	W	10	0
O14	Carlisle	N1	L	0	12
O21	Bucknell	N2	W	15	11
N4	Virginia Tech	H	L	0	11
N11	George Washington	N3	W	55	0
N18	Navy	A	L	0	22
N30	North Carolina (T)	N2	L	0	17

N1, Richmond, Va.; N2, Norfolk, Va.; N3, Washington, D.C.

### 1906 (7-2-2)

**Coach:** William Cole  
**Captain:** Edward Hammond Johnson

S29	St. John's	H	W	11	0
O3	Richmond	H	W	22	0
O6	N.C. State	H	T	0	0
O10	Randolph-Macon	H	W	38	0
O13	Hampden-Sydney	H	W	38	5
O20	VMI	H	W	4	0
O27	Richmond	H	W	12	6
N3	Bucknell	N1	L	5	12
N10	Georgetown	A	W	12	0
N17	George Washington	A	T	0	0
N29	Carlisle (T)	N2	L	17	18

N1, Richmond, Va.; N2, Norfolk, Va.

### 1907 (6-3-1)

**Coach:** Edward Hammond Johnson  
**Captain:** John H. Neff

S27	Davidson	H	T	5	5
O2	Richmond	H	W	38	0
O5	St. John's	H	W	22	4
O12	Gallaudet	H	W	40	0
O19	VMI	H	W	18	17
O26	North Carolina	N1	W	9	4
N2	Sewanee	N2	L	0	12
N9	Washington & Lee	H	L	5	6
N16	Georgetown	A	W	28	6
N28	N.C. State (T)	N3	L	4	10

N1, Richmond, Va.; N2, Norfolk, Va.; N3, Norfolk, Va.

### 1908 (7-0-1)

**Coach:** M.T. Cooke  
**Captain:** William C. Gloth

S26	William & Mary	H	W	11	0
S30	St. John's	H	W	18	9
O3	Randolph-Macon	H	W	22	0
O9	Davidson	H	W	12	0
O17	Sewanee	N1	T	0	0
O31	N.C. State	N2	W	6	0
N14	Georgetown	A	W	6	0
N26	North Carolina (T)	N3	W	31	0

N1, Norfolk, Va.; N2, Norfolk, Va.; N3, Richmond, Va.





Led by center Bull Early, captain John Penton and back Mack Pope, the 1893 Cavaliers defeated North Carolina 16-0 and were declared "Champions of the South."

### 1909 (7-1-0)

**Coach:** John Neff  
**Captains:** B.R. Cecil, Kemper W. Yancey

S25	William and Mary	H	W	30	0
S29	Hampden-Sydney	H	W	37	0
O1	Davidson	H	W	11	0
O9	St. John's	H	W	12	0
O16	Lehigh	N	L	7	11
O23	Navy	A	W	5	0
N6	VMI	H	W	32	0
N13	Georgetown	A	W	21	0

N-Norfolk, Va.

### 1910 (6-2-0)

**Coach:** Charles Crawford  
**Captain:** Horace Geyer, Jr.

S24	William & Mary	H	W	10	0
O1	Randolph-Macon	H	W	17	0
O8	Roanoke	H	W	21	0
O15	St. John's	H	W	29	0
O22	VMI	H	W	28	0
N5	Carlisle	N1	L	5	22
N12	Georgetown	A	L	0	15
N24	North Carolina (T)	N2	W	7	0

N1, Washington, D.C.; N2, Richmond, Va.

### 1911 (8-2-0)

**Coach:** Kemper Yancey  
**Captains:** Joseph H. Wood, Hedley M. Bowen

S23	Hampden-Sydney	H	W	23	0
S30	William & Mary	H	W	81	0
O7	Randolph-Macon	H	W	31	0
O14	Swarthmore	H	L	8	9
O21	St. John's	H	W	6	0
O28	VMI	H	W	22	6
N4	Wake Forest	H	W	29	6
N11	Johns Hopkins	A	W	34	0
N18	Georgetown	A	L	0	9
N30	North Carolina (T)	N	W	28	0

N-Richmond, Va.

### 1912 (6-3-0)

**Coach:** Speed Elliott  
**Captain:** T. Hardy Todd

S28	William & Mary	H	W	60	0
O5	Randolph-Macon	H	W	45	0
O12	Hampden-Sydney	H	W	10	0
O14	South Carolina	H	W	19	0
O19	VMI	H	L	0	19
O24	Norfolk Blues	H	W	7	0
N2	Vanderbilt	A	L	0	13
N16	Georgetown	A	L	13	16
N28	North Carolina (T)	N	W	66	0

N-Richmond, Va.

### 1913 (7-1-0)

**Coach:** Rice Warren  
**Captain:** Aubrey L. Carter

S27	Randolph-Macon	H	W	40	0
O4	South Carolina	H	W	54	0
O11	Hampden-Sydney	H	W	53	0
O18	VMI	H	W	38	7
O25	Georgia	N1	W	13	6
N1	Vanderbilt	H	W	34	0
N15	Georgetown	A	L	7	8
N27	North Carolina (T)	N2	W	26	7

N1, Atlanta, Ga.; N2, Richmond, Va.

### 1914 (8-1-0)

**Coach:** Joseph Wood  
**Captain:** Eugene N. Mayer

S26	Randolph-Macon	H	W	39	0
O3	Yale	A	L	0	21
O10	Richmond	H	W	62	0
O17	South Carolina	H	W	49	7
O24	Georgia	H	W	28	0
O31	Vanderbilt	A	W	20	7
N7	St. John's	H	W	88	0
N14	Swarthmore	A	W	47	0
N26	North Carolina (T)	N	W	20	3

N-Richmond, Va.

### 1915 (8-1-0)

**Coach:** Harry Varner  
**Captain:** H.W. Coleman

S25	Randolph-Macon	H	W	20	0
O2	Yale	A	W	10	0
O9	Richmond	H	W	74	0
O16	Harvard	A	L	0	9
O23	Georgia	A	W	9	7
O30	VMI	H	W	44	0
N6	Vanderbilt	H	W	35	10
N13	South Carolina	A	W	13	0
N25	North Carolina (T)	N	W	14	0

N-Richmond, Va.

### 1916 (4-5-0)

**Coach:** Peyton Evans  
**Captain:** Harold A. Sparr

S30	Davidson	H	W	14	0
O7	Yale	A	L	3	61
O14	Richmond	H	W	21	0
O21	Georgia	H	L	7	13
O28	Vanderbilt	A	L	6	27
N4	Harvard	A	L	0	51
N11	South Carolina	H	W	35	6
N18	VMI	H	W	20	7
N30	North Carolina (T)	N	L	0	7

N-Richmond, Va.

-Virginia did not field an intercollegiate varsity football team in 1917 and 1918 during the first World War.

### 1919 (2-5-2)

**Coach:** Harris Coleman  
**Captain:** John V. Ray

S27	Randolph-Macon	H	W	12	2
O4	Richmond	H	T	0	0
O11	Maryland	H	L	0	13
O18	VMI	H	W	7	0
O25	Harvard	A	L	0	47
N1	Centre	H	L	7	49
N8	Georgia	A	T	7	7
N15	Vanderbilt	H	L	6	10
N27	North Carolina (T)	A	L	0	6

### 1920 (5-2-2)

**Coach:** Rice Warren  
**Captain:** A. Hewson Michie

S25	William & Mary	H	W	27	0
O2	Randolph-Macon	H	W	65	0
O9	VMI	H	L	6	22
O16	Johns Hopkins	A	W	14	0
O23	Rutgers	A	W	7	0
O30	Harvard	A	L	0	24
N6	Georgia	H	T	0	0
N13	Vanderbilt	A	T	7	7
N25	North Carolina (T)	H	W	14	0

### 1921 (5-4-0)

**Coach:** Rice Warren  
**Captain:** Hollis Rinehart, Jr.

S24	Davidson	H	W	28	0
O1	George Washington	H	W	28	0
O8	Richmond	H	W	14	0
O15	VMI	A	W	14	7
O22	Johns Hopkins	H	W	14	7
O29	Princeton	A	L	0	34
N5	Georgia	A	L	0	21
N12	West Virginia	H	L	0	7
N24	North Carolina (T)	A	L	3	7

### 1922 (4-4-1)

**Coach:** Thomas J. Campbell  
**Captain:** Thomas S. Hall

S30	George Washington	H	W	34	0
O7	Princeton	A	L	0	5
O14	Richmond	H	W	14	6
O21	VMI	H	L	0	14
O28	Johns Hopkins	A	W	19	0
N4	Washington & Lee	H	W	22	6
N11	Georgia	A	T	6	6
N18	West Virginia	A	L	0	13
N30	North Carolina (T)	H	L	7	10



1923 (3-5-1)

Coach: Earle Neale
Captain: Staige D. Blackford
S29 Furman H L 10 13
06 Richmond H W 9 0
013 St. John's H W 32 7
020 VMI H L 0 35
027 Duke H W 33 0
N3 Washington & Lee A L 0 7
N10 Georgia A L 0 13
N17 Virginia Tech H L 3 6
N29 North Carolina (T) A T 0 0

1924 (5-4-0)

Coach: Earle Neale
Captain: Samuel W. Maphis
S27 Hampden-Sydney H W 13 9
04 Harvard A L 0 14
011 Randolph-Macon H W 26 6
018 VMI A W 13 0
025 Pennsylvania A L 0 27
N1 Washington & Lee H L 7 20
N8 Georgia H L 0 7
N15 Virginia Tech A W 6 0
N27 North Carolina (T) H W 7 0

1925 (7-1-1)

Coach: Earle Neale
Captain: A.C. Carter Diffey
S26 Hampden-Sydney H W 40 0
03 Georgia A W 7 6
010 Richmond H W 19 0
017 VMI H W 18 10
024 Maryland H W 6 0
N7 Washington & Lee A L 0 12
N14 Virginia Tech H W 10 0
N17 Randolph-Macon H W 41 0
N26 North Carolina (T) A T 3 3

1926 (6-2-2)

Coach: Earle Neale
Captain: Charles M. Mackall
S25 Hampden-Sydney H T 0 0
02 Georgia H L 7 27
09 Lynchburg H W 38 0
016 VMI A W 14 7
023 Virginia Tech A L 0 6
030 South Carolina A W 6 0
N6 Washington & Lee H W 30 7
N13 Maryland A T 6 6
N20 Randolph-Macon H W 57 0
N25 North Carolina (T) H W 3 0

1927 (5-4-0)

Coach: Earle Neale
Captain: Bickerton Winston Cardwell
S24 Hampden-Sydney H W 38 6
01 Georgia A L 0 32
08 South Carolina H L 12 13
015 VMI H W 13 8
022 Virginia Tech H W 7 0
029 Tennessee A L 0 42
N5 Washington & Lee A W 13 7
N12 Maryland H W 21 0
N24 North Carolina (T) A L 13 14

1928 (2-6-1)

Coach: Earle Neale
Captain: William C. Luke
S29 Randolph-Macon H W 66 0
06 South Carolina H L 13 24
013 Princeton A T 0 0
020 VMI A L 0 9
027 Vanderbilt A L 0 34
N3 Washington & Lee H W 20 13
N10 Virginia Tech A L 0 20
N17 Maryland A L 2 18
N29 North Carolina (T) H L 20 24

1929 (4-3-2)

Coach: Earl Abell
Captain: John K. Sloan
S28 Randolph-Macon H W 27 6
05 South Carolina A W 6 0
012 Swarthmore H W 12 7
019 VMI H L 7 20
026 St. John's H W 32 7
N2 Maryland A T 13 13
N9 Virginia Tech H L 12 32
N16 Washington & Lee A T 13 13
N28 North Carolina (T) A L 7 41

1930 (4-6-0)

Coach: Earl Abell
Captain: Hunter C. Motley
S20 Roanoke H W 37 0
S27 Randolph-Macon H W 48 0
04 Duke A L 0 32
011 Pennsylvania A L 6 40
018 VMI A W 13 0
025 Kentucky A L 0 47
N1 Maryland H L 6 14
N8 Virginia Tech A L 13 34
N15 Washington & Lee H W 21 7
N27 North Carolina (T) H L 0 41

1931 (1-7-2)

Coach: Fred Dawson
Captain: William T. Thomas
S19 Roanoke H W 18 0
S26 Randolph-Macon H T 7 7
03 Maryland A L 6 7
010 Sewanee H L 0 3
015 VMI H L 3 18
024 Washington & Lee A L 0 18
031 Harvard A L 0 19
N7 Columbia A L 0 27
N14 Virginia Tech H T 0 0
N26 North Carolina (T) A L 6 13

1932 (5-4-0)

Coach: Fred Dawson
Captain: Lewis G. Reiss
S24 Hampden-Sydney H W 32 0
01 Maryland H W 7 6
08 Roanoke H W 12 0
015 Columbia A L 6 22
022 VMI A L 4 6
029 St. John's H W 20 6
N5 Washington & Lee H L 0 7
N12 Virginia Tech A L 0 13
N24 North Carolina (T) H W 14 7

1933 (2-6-2)

Coach: Fred Dawson
Captain: Raye A. Burger
S23 Hampden-Sydney H T 7 7
S30 Randolph-Macon H W 39 0
07 Ohio State A L 0 75
014 Columbia A L 6 15
021 Navy A L 7 13
028 VMI H L 12 13
N4 Maryland H W 6 0
N11 Washington & Lee A L 0 6
N18 Virginia Tech H T 6 6
N30 North Carolina (T) A L 0 14

1934 (3-6-0)

Coach: Gus Tebell
Captain: Thomas G. Johnson
S29 Hampden-Sydney H W 8 0
06 Navy N L 6 21
013 St. John's H W 27 6
020 Dartmouth A L 0 27
027 VMI A W 17 13
N3 Maryland A L 0 20
N10 Washington & Lee H L 0 20
N17 Virginia Tech A L 6 19
N29 North Carolina (T) H L 6 25
N-Washington, D.C.

1935 (1-5-4)

Coach: Gus Tebell
Captain: John W. Leys
S21 William & Mary A T 0 0
S28 Hampden-Sydney H L 7 12
05 Davidson H T 0 0
010 Navy A L 7 26
019 St. John's H W 18 0
026 VMI H T 0 0
N2 Maryland H L 7 14
N9 Washington & Lee A L 0 20
N16 Virginia Tech H T 0 0
N28 North Carolina (T) A L 0 61

1936 (2-7-0)

Coach: Gus Tebell
Captains: Leonard Trell, Harry Martin
S26 Hampden-Sydney H W 26 10
03 William & Mary N W 7 0
010 Navy A L 14 35
017 Maryland H L 0 21
024 Washington & Lee H L 0 13
031 VMI A L 6 12
N7 Harvard A L 0 65
N14 Virginia Tech A L 6 7
N26 North Carolina (T) H L 14 59
N-Norfolk, Va.

1937 (2-7-0)

Coach: Frank Murray
Captain: William R. Weeks, II; Stephen R. Davenport
S25 Hampden-Sydney H W 13 7
02 Princeton A L 0 26
09 Navy A L 13 40
016 Maryland H L 0 3
023 VMI H L 7 26
030 William & Mary H W 6 0
N6 Washington & Lee A L 6 13
N13 Virginia Tech H L 7 14
N25 North Carolina #19 (T) A L 0 40

1938 (4-4-1)

Coach: Frank Murray
Captain: John W. Acree
S24 VMI H T 12 12
01 Washington & Lee H W 13 0
08 Navy A L 0 33
015 Virginia Tech A W 14 6
022 Maryland A W 27 19
029 William & Mary H W 34 0
N5 Columbia A L 0 39
N12 Harvard A L 13 40
N24 North Carolina (T) H L 0 20

1939 (5-4-0)

Coach: Frank Murray
Captains: James T. Gillette, Jr.; Harry C. McClaugherty
S23 Hampden-Sydney H W 26 0
07 Navy A L 12 14
014 Maryland H W 12 7
021 VMI A L 13 16
028 William & Mary N W 26 6
N4 Chicago H W 47 0
N10 Washington & Lee A W 7 0
N18 Virginia Tech H L 0 13
N30 No. Carolina #16 (T) A L 0 19
N-Norfolk, Va.

1940 (4-5-0)

Coach: Frank Murray
Captain: Lee M. McLaughlin
S28 Lehigh H W 32 0
05 Yale A W 19 14
012 Maryland A W 19 6
019 VMI H L 0 7
026 William & Mary A L 6 13
N2 Virginia Tech N L 0 6
N9 Washington & Lee H W 20 6
N16 Tennessee #5 A L 14 41
N23 North Carolina H L 7 10
N-Norfolk, Va.

1941 (8-1-0)

Coach: Frank Murray
Captain: William M. Dudley
S20 Hampden-Sydney H W 41 0
S27 Lafayette H W 25 0
04 Yale A L 19 21
011 Richmond H W 44 0
018 VMI A W 27 7
N1 Virginia Tech N W 34 0
N8 Washington & Lee H W 27 7
N15 Lehigh H W 34 0
N20 North Carolina (T) A W 28 7
N-Norfolk, Va.

1942 (2-6-1)

Coach: Frank Murray
Captain: William M. Hill
S26 Hampden-Sydney H W 12 0
03 Navy A L 0 35
010 VMI H L 18 38
017 Richmond A T 7 7
024 Lafayette A L 13 19
031 Virginia Tech N L 14 20
N7 Washington & Lee A W 34 7
N14 Maryland H L 12 27
N21 North Carolina H L 13 28
N-Norfolk, Va.

1943 (3-4-1)

Coach: Frank Murray
Captains: Richard S. Cofer, Robert D. Seiler
S25 Richmond Air Base H T 7 7
02 West Virginia N W 6 0
09 Richmond H L 7 16
023 Apprentice School A L 6 7
030 VMI A W 34 0
N6 Maryland H W 39 0
N13 Duke #7 A L 0 49
N27 North Carolina A L 7 54
N-Charleston, W.Va.

1944 (6-1-2)

Coach: Frank Murray
Captain: James T. Fahey
S23 Hampden-Sydney H W 37 0
S30 N.C. State N1 L 0 13
07 West Virginia N2 W 24 6
014 N.C. Pre-Flight #2 H T 13 13
028 VMI N3 W 34 0
N4 Maryland N4 W 18 7
N11 Richmond A W 39 0
N25 Yale A T 6 6
D2 North Carolina N5 W 26 7
N1, Norfolk, Va.; N2, Charleston, W.Va.; N3, Lynchburg, Va.; N4, Washington, D.C.; N5, Norfolk, Va.

1945 (7-2-0)

Coach: Frank Murray
Captains: James H. Walker, John P. Duda
S22 Coast Guard H W 39 0
S29 N.C. State N1 W 26 6
06 VMI N2 W 40 7
027 Virginia Tech N3 W 31 13
N3 West Virginia N4 W 13 7
N10#15 Richmond H W 45 0
N17#13 Oceana NAS H W 40 0
N24#13 Maryland N5 L 13 19
D1 #20 North Carolina A L 18 27
N1, Norfolk, Va.; N2, Lynchburg, Va.; N3, Roanoke, Va.; N4, Charleston, W.Va.; N5, Washington, D.C.
Note: UVA ranked in AP poll (No. 20) on Oct. 8.

1946 (4-4-1)

Coach: Art Guepe
Captain: H. Lockwood Frizzell
S28 Hampden-Sydney H W 71 0
05 Virginia Tech N T 21 21
012 VMI H W 19 8
019 Pennsylvania #6 A L 0 40
N2 Richmond A L 7 19
N9 Princeton A W 20 6
N16 N.C. State A L 7 27
N23 West Virginia H W 21 0
N30 North Carolina #11 H L 14 49
N-Roanoke, Va.

### 1947 (7-3-0)

**Coach:** Art Guepe  
**Captain:** H. Lockwood Frizzell

S27	George Washington	H	W	33	13
04	Virginia Tech	N1	W	41	7
011	Harvard	H	W	47	0
018#16	Washington & Lee	H	W	32	7
025#13	VMI	A	W	35	6
N1	#12 Richmond	H	W	34	0
N8	#10 Pennsylvania #4	A	L	7	19
N15#15	West Virginia	A	W	6	0
N22#16	N.C. State	H	L	2	7
N29	North Carolina #10	A	L	7	40

N1, Roanoke, Va.

### 1948 (5-3-1)

**Coach:** Art Guepe  
**Captain:** Joseph McCary

S25	Miami (Ohio)	H	T	14	14
02	Virginia Tech	N	W	28	0
09	George Washington	H	L	12	20
016	Washington & Lee	A	W	41	6
023	VMI	H	W	26	14
030	Princeton	A	L	14	55
N6	N.C. State	A	W	21	14
N13	West Virginia	H	W	7	0
N27	North Carolina #4	H	L	12	34

N-Roanoke, Va.

### 1949 (7-2-0)

**Coach:** Art Guepe  
**Captain:** John Thomas

S24	George Washington	H	W	27	13
01	Miami (Ohio)	H	W	21	18
08	Virginia Tech	N1	W	26	0
015	Washington & Lee	H	W	27	7
022	VMI	N2	W	32	13
029	West Virginia	H	W	19	14
N5	#19 Pennsylvania #20t	A	W	26	14
N19	#9 Tulane #19t	H	L	14	28
N26	North Carolina #19	A	L	7	14

N1, Roanoke, Va.; N2, Lynchburg, Va.

### 1950 (8-2-0)

**Coach:** Art Guepe  
**Captains:** Robert C. Weir, John Papit

S23	George Washington	H	W	19	0
S30	Pennsylvania	A	L	7	21
07	Virginia Tech	N1	W	45	6
014	Washington & Lee	N2	W	26	21
021	VMI	H	W	26	13
028	West Virginia	A	W	28	21
N4	Citadel	A	W	34	14
N11	William & Mary	H	W	13	0
N18	Tulane	A	L	18	42
D2	North Carolina	H	W	44	13

N1, Roanoke, Va.; N2, Richmond, Va.

### 1951 (8-1-0)

**Coach:** Art Guepe  
**Captain:** Joseph Palumbo

S29	George Washington	H	W	20	0
06	Virginia Tech	N	W	33	0
013	Washington & Lee	A	L	14	42
020	VMI	H	W	34	14
027	Duke	A	W	30	7
N3	Citadel	H	W	39	0
N10	North Carolina	H	W	34	14
N17	South Carolina	H	W	28	27
N24#15	William & Mary	H	W	46	0

N-Roanoke, Va.  
**Note: Virginia ranked No. 13 in final AP poll.**

### 1952 (8-2-0)

**Coach:** Art Guepe  
**Captain:** William H. Chisholm

S27	Vanderbilt	H	W	27	0
04	#16 Virginia Tech	N1	W	42	0
011#15	George Washington	H	W	50	0
018#11	VMI	N2	W	33	14
025	#9 Duke #6	H	L	7	21
N1	#16 South Carolina	N3	L	14	21
N8	North Carolina	A	W	34	7
N15	Richmond	H	W	49	0
N22	Washington & Lee	H	W	21	14
N29#20	William & Mary	A	W	20	13

N1, Roanoke, Va.; N2, Richmond, Va.; N3, Norfolk, Va.

### 1953 (1-8-0)

**Coach:** Ned McDonald  
**Captains:** Robert Potter, Joseph Mehalick

S26	Virginia Tech	H	L	6	20
03	South Carolina	H	L	0	19
010	George Washington	N1	W	24	20
017	VMI	H	L	6	21
024	Vanderbilt	A	L	13	28
031	Duke #13	N2	L	6	48
N7	Pittsburgh	H	L	0	26
N14	Washington & Lee	A	L	13	27
N21	North Carolina	H	L	7	33

N1, Alexandria, Va.; N2, Norfolk, Va.

### 1954 (3-6-0; 0-2 ACC, 7th)

**Coach:** Ned McDonald  
**Captain:** Henry Strempek

S25	Lehigh	H	W	27	21
02	George Washington	H	W	14	13
09	Penn State #12	A	L	7	34
016	VMI	H	W	21	0
023	Virginia Tech #14	N	L	0	6
030	Army #9	A	L	20	21
N13	South Carolina	A	L	0	27
N20	North Carolina	H	L	14	26
N27	West Virginia #12	H	L	10	14

N-Roanoke, Va.

### 1955 (1-9-0; 0-4 ACC, 8th)

**Coach:** Ned McDonald  
**Captain:** John J. Polzer

S24	Clemson	H	L	7	20
01	George Washington	H	L	0	13
08	Penn State	N1	L	7	26
015	VMI	H	W	20	13
022	Virginia Tech	N2	L	13	17
029	Vanderbilt	A	L	7	34
N5	Pittsburgh	A	L	7	18
N12	Wake Forest	H	L	7	13
N19	North Carolina	A	L	14	26
N26	South Carolina	H	L	14	21

N1, Richmond, Va.; N2, Roanoke, Va.

### 1956 (4-6-0; 1-4 ACC, 8th)

**Coach:** Ben Martin  
**Captain:** Henry W. Jordan

S22	VMI	H	W	18	0
S29	Duke	H	L	7	40
06	Wake Forest	H	W	7	6
013	South Carolina #20t	N1	L	13	27
020	Lehigh	A	W	24	12
027	Virginia Tech #16	N2	L	7	14
N3	Vanderbilt	H	L	2	6
N10	North Carolina	H	*W	7	21
N17	Navy #15	N3	L	7	34
N24	Clemson	A	L	0	7

\* Forfeit  
 N1, Richmond, Va.; N2, Roanoke, Va.; N3, Baltimore

### 1957 (3-6-1; 2-4 ACC, 6th)

**Coach:** Ben Martin  
**Captain:** James A. H. Bakhtiar

S21	West Virginia	A	T	6	6
S28	Duke #7	A	L	0	40
05	Wake Forest	A	W	28	20
012	Clemson	H	L	6	20
019	Virginia Tech	N	W	38	7
026	Army #9	H	L	12	20
N2	VMI	H	L	7	20
N16	South Carolina	H	L	0	13
N23	Maryland	A	L	0	12
N30	North Carolina	A	W	20	13

N-Richmond, Va.

### 1958 (1-9-0; 1-5 ACC, 8th)

**Coach:** Richard Voris  
**Captains:** Reece Whitley, Frank L. Call

S20	Clemson #18	A	L	15	20
S27	Duke	H	W	15	12
04	N.C. State	H	L	14	26
011	Virginia Tech	N1	L	13	22
018	Army #1	A	L	6	35
025	Vanderbilt	A	L	6	39
N1	VMI	N2	L	0	33
N8	North Carolina #15	H	L	0	42
N15	South Carolina	A	L	14	28
N22	Maryland	H	L	6	44

N1, Roanoke, Va.; N2, Norfolk, Va.

### 1959 (0-10-0; 0-5 ACC, 8th)

**Coach:** Richard Voris  
**Captain:** Robert Edwards

S19	William & Mary	H	L	0	37
S26	Clemson #5	H	L	0	47
03	Florida #19	A	L	10	55
010	VMI	N1	L	12	19
017	Virginia Tech	N2	L	14	40
024	Vanderbilt	H	L	0	33
031	Wake Forest	A	L	12	34
N7	South Carolina	H	L	20	32
N14	North Carolina	A	L	0	41
N21	Maryland	A	L	12	55

N1, Lynchburg, Va.; N2, Richmond, Va.

### 1960 (0-10-0; 0-6 ACC, 6th)

**Coach:** Richard Voris  
**Captains:** John K. Marlow, Fred Shepherd, Louis Martig

S24	William & Mary	N1	L	21	41
01	N.C. State	A	L	7	26
08	Clemson #8	A	L	7	21
015	VMI	H	L	16	30
022	Virginia Tech	N2	L	6	40
029	Wake Forest	H	L	20	28
N12	Navy #8	A	L	6	41
N19	Maryland	H	L	12	44
N26	North Carolina	H	L	8	35
D3	South Carolina	A	L	0	26

N1, Norfolk, Va.; N2, Roanoke, Va.

### 1961 (4-6-0; 2-4 ACC, 8th)

**Coach:** Bill Elias  
**Captains:** Louis Martig, Ronald Gassert

S23	William & Mary	H	W	21	6
S30	Duke	N1	L	0	42
07	N.C. State	H	L	14	21
014	VMI	N2	W	14	7
021	Virginia Tech	N3	L	0	20
028	Wake Forest	A	L	15	21
N4	South Carolina	H	W	28	20
N18	Navy	A	L	3	13
N25	Maryland	H	W	28	16
D2	North Carolina	A	L	0	24

N1, Richmond, Va.; N2, Norfolk, Va.; N3, Roanoke, Va.

### 1962 (5-5-0; 1-4 ACC, 7th)

**Coach:** Bill Elias  
**Captains:** Gary Cuozzo, Carl Kuhn, Dave Graham

S22	William & Mary	H	W	19	7
06	Virginia Tech	N	L	15	20
013	VMI	H	W	28	6
020	Wake Forest	H	W	14	12
027	Davidson	H	W	34	7
N3	South Carolina	A	L	6	40
N10	North Carolina	H	L	7	11
N17	N.C. State	A	L	12	24
N24	Maryland	A	L	18	40
D1	Rutgers	A	W	41	0

N-Roanoke, Va.

### 1963 (2-7-1; 0-5-1 ACC, 8th)

**Coach:** Bill Elias  
**Captain:** Turnley Todd

S21	North Carolina	A	L	7	11
S28	Duke	H	L	8	30
05	Virginia Tech	N1	L	0	10
012	VMI	N2	W	6	0
019	South Carolina	H	T	10	10
026	Clemson	H	L	0	35
N2	N.C. State	N3	L	9	15
N9	William & Mary	H	W	9	7
N16	Boston College	A	L	21	30
N28	Maryland(T)	A	L	6	21

N1, Roanoke, Va.; N2, Richmond, Va.; N3, Norfolk, Va.

### 1964 (5-5-0; 1-5 ACC, 8th)

**Coach:** Bill Elias  
**Captains:** Robert Kowalkowski, Ted Torok

S19	Wake Forest	H	L	21	31
S26	Duke	A	L	0	30
03	Virginia Tech	H	W	20	17
010	VMI	N	W	20	19
017	Army	H	W	35	14
024	N.C. State	H	L	15	24
031	Clemson	A	L	7	29
N7	William & Mary	A	W	14	13
N14	North Carolina	H	W	31	27
N21	Maryland	H	L	0	10

N-Richmond, Va.

### 1965 (5-5-0; 2-4 ACC, 7th)

**Coach:** George Blackburn  
**Captains:** Robert Kowalkowski, John Pincavage

S18	Duke	H	L	7	21
S25	Clemson	H	L	14	20
02	North Carolina	A	W	21	17
09	VMI	H	W	14	10
016	West Virginia	N	W	41	0
023	Virginia Tech	A	L	14	22
030	N.C. State	H	L	0	13
N6	South Carolina	H	W*	7	17
N13	Georgia Tech	A	L	19	42
N20	Maryland	A	W	33	27

\* Forfeit  
 N-Richmond, Va.

### 1966 (4-6-0; 3-3 ACC, T-3rd)

**Coach:** George Blackburn  
**Captains:** Edward C. Carrington, Donald M. Parker

S17	Wake Forest	H	W	24	10
S24	Clemson	A	L	35	40
01	Duke	A	L	8	27
08	Tulane	H	L	6	20
015	VMI	H	W	38	27
022	Virginia Tech	H	L	7	24
029	N.C. State	A	L	21	42
N5	Georgia Tech #5	A	L	13	14
N19	Maryland	H	W	41	17
N26	North Carolina	A	W	21	14

### 1967 (5-5-0; 3-3 ACC, 4th)

**Coach:** George Blackburn  
**Captain:** Malcolm McGregor

S23	Army	A	L	7	26
S30	Buffalo	H	W	35	12
07	Wake Forest	A	W	14	12
014	Duke	H	L	6	13
021	South Carolina	A	L	23	24
028	VMI	H	L	13	18
N4	N.C. State #4	H	L	8	30
N11	North Carolina	H	W	40	17
N18	Tulane	A	W	14	10
N25	Maryland	A	W	12	7





**Terry Kirby plunged into the end zone for a third-quarter touchdown in Virginia's 20-7 win over Clemson in 1990. The win snapped a 29-game losing streak against the Tigers and helped launch UVA's thrilling ride to the top of the polls.**

**1968 (7-3-0; 3-2 ACC, 3rd)**

**Coach:** George Blackburn

**Captains:** Richard Brand, Clyde E. Arnette

S21	Purdue #1	A	L	6	44
S28	VMI	H	W	47	0
O5	Davidson	H	W	41	14
O12	Duke	A	W	50	20
O19	N.C. State	A	L	0	19
O26	Navy	A	W	24	0
N2	South Carolina	H	L	28	49
N9	North Carolina	A	W	41	6
N16	Tulane	H	W	63	47
N23	Maryland	H	W	28	23

**1969 (3-7-0; 1-5 ACC, 8th)**

**Coach:** George Blackburn

**Captains:** Frederic L. Moschel, Robert C. Rannigan  
S20 Clemson H L 14 21

S27	Duke	H	W	10	0
O4	William & Mary	A	W	28	15
O11	VMI	N	W	28	10
O18	N.C. State	H	L	0	31
O25	Navy	A	L	0	10
N1	North Carolina	H	L	0	12
N8	Wake Forest	H	L	21	23
N15	Tulane	A	L	0	31
N22	Maryland	A	L	14	17
N-Richmond, Va.					

**1970 (5-6-0; 0-6 ACC, 8th)**

**Coach:** George Blackburn

**Captains:** Daniel S. Ryczek, Paul S. Reid

S12	Virginia Tech	A	W	7	0
S19	Clemson	A	L	17	27
S26	Duke	A	L	7	17
O3	Wake Forest	H	L	7	27
O10	VMI	H	W	49	10
O17	Army	H	W	21	20
O24	William & Mary	H	W	33	6
O31	North Carolina	A	L	15	30
N7	N.C. State	A	L	16	21
N14	Colgate	H	W	54	12
N21	Maryland	H	L	14	17

**1971 (3-8-0; 2-3 ACC, T-3rd)**

**Coach:** Don Lawrence

**Captains:** Gary Helman, Andy Selfridge

S11	Navy	H	L	6	10
S18	Michigan #4	A	L	0	56
S25	Duke #20	H	L	0	28
O2	Vanderbilt	H	W	27	23
O9	South Carolina	A	L	14	34
O16	Clemson	N	L	15	32
O23	Army	A	L	9	14
O30	N.C. State	A	W	14	10
N6	Virginia Tech	H	L	0	6
N13	North Carolina	H	L	20	32
N20	Maryland	A	W	29	27
N-Richmond, Va.					

**1972 (4-7-0; 1-5 ACC, T-6th)**

**Coach:** Don Lawrence

**Captains:** Thomas F. Kennedy, William M. Williams

S9	South Carolina	A	W	24	16
S16	Virginia Tech	H	W	24	20
S23	West Virginia	H	L	10	48
S30	Duke	A	L	13	37
O7	Vanderbilt	A	L	7	10
O14	VMI	H	W	45	14
O21	Clemson	A	L	21	37
O28	Maryland	H	L	23	24
N4	N.C. State	H	L	14	35
N11	North Carolina #18	A	L	3	23
N18	Wake Forest	A	W	15	12

**1973 (4-7-0; 3-3 ACC, 4th)**

**Coach:** Don Lawrence

**Captains:** Paul Ryczek, Gerard Mullins, Anthony Zmudzin

S8	VMI	H	W	16	0
S15	N.C. State #17	A	L	23	43
S22	Missouri #20t	A	L	7	31
S29	Duke	H	W	7	3
O6	Vanderbilt	H	L	22	39
O13	Clemson	A	L	27	32
O20	Virginia Tech	A	L	15	27
O27	Wake Forest	H	W	21	10
N3	North Carolina	H	W	44	40
N10	Maryland	A	L	0	33
N17	West Virginia	A	L	17	42

**1974 (4-7-0; 1-5 ACC, 6th)**

**Coach:** Sonny Randle

**Captain:** Richard J. Ambrose

S14	Navy	A	L	28	35
S21	William & Mary	H	W	38	28
S28	Duke	A	L	7	27
O5	Georgia Tech	A	L	24	28
O12	N.C. State #11	H	L	21	22
O19	Virginia Tech	H	W	28	27
O26	Wake Forest	A	W	14	0
N2	North Carolina	A	L	10	24
N9	VMI	H	W	28	10
N16	Clemson	A	L	9	28
N23	Maryland #11	H	L	0	10

**1975 (1-10-0; 0-5 ACC, 7th)**

**Coach:** Sonny Randle

**Captains:** Scott Gardner, Thomas Glassic

S13	Navy	H	L	14	42
S20	VMI	H	W	22	21
S27	Duke	A	L	11	26
O4	North Carolina	H	L	28	31
O11	South Carolina	A	L	14	41
O18	Virginia Tech	A	L	17	24
O25	Wake Forest	H	L	21	66
N1	Vanderbilt	A	L	14	17
N8	East Carolina	H	L	10	61
N15	Syracuse	H	L	0	37
N22	Maryland #20	A	L	24	62

# VIRGINIA

**2022 UVA FOOTBALL**

## 1976 (2-9-0; 1-4 ACC, 6th)

**Coach:** Dick Bestwick  
**Captains:** Michael Ozdowski, James K. Wicks, Gregory A. McDaniel

S11	Washington	A	L	17	38
S18	William & Mary	H	L	0	14
S25	Duke	H	L	6	21
02	Georgia Tech	A	L	14	35
09	South Carolina	A	L	7	35
O16	Virginia Tech	H	L	10	14
O23	Wake Forest	A	W	18	17
O30	VMI	N	L	7	13
N6	Lehigh	H	W	21	20
N13	North Carolina	A	L	6	31
N20	Maryland #6t	H	L	0	28

N-Norfolk, Va.

## 1977 (1-9-1; 1-5 ACC, 6th)

**Coach:** Dick Bestwick  
**Captains:** Samuel J. Präbe

S10	N.C. State	A	L	0	14
S17	Texas #18	A	L	0	68
S24	Duke	H	L	7	31
O1	West Virginia	H	L	0	13
O8	Clemson	A	L	0	31
O15	Virginia Tech	A	T	14	14
O22	Wake Forest	H	W	12	10
O29	Syracuse	A	L	3	6
N5	VMI	H	L	6	30
N12	North Carolina #19	H	L	14	35
N19	Maryland	A	L	0	28

## 1978 (2-9-0; 0-6 ACC, 7th)

**Coach:** Dick Bestwick  
**Captains:** Edward W. Smith, Derrick L. Glasper

S9	Wake Forest	A	L	0	14
S16	Navy	H	L	0	32
S23	Army	A	W	21	17
S30	VMI	H	L	9	17
O7	Duke	A	L	13	20
O14	Clemson	H	L	14	30
O21	Virginia Tech	H	W	17	7
N4	West Virginia	A	L	17	20
N11	Maryland #13	H	L	7	17
N18	North Carolina	A	L	20	38
N25	N.C. State	H	L	21	24

## 1979 (6-5-0; 2-4 ACC, 6th)

**Coach:** Dick Bestwick  
**Captains:** Steve Potter, Michael Newhall

S8	Richmond	H	W	31	0
S15	N.C. State #19	A	L	27	31
S22	VMI	H	W	19	0
S29	Duke	H	W	30	12
O6	Clemson	A	L	7	17
O13	James Madison	H	W	69	9
O20	Navy #20	A	L	10	17
N3	Georgia	A	W	31	0
N10	Virginia Tech	H	W	20	18
N17	North Carolina	H	L	7	13
N24	Maryland	A	L	7	17

## 1980 (4-7-0; 2-4 ACC, T-4th)

**Coach:** Dick Bestwick  
**Captains:** Quentin Murray, Brian Musselman, Thomas Vigorito

S13	Navy	H	W	6	3
S20	N.C. State	H	L	13	27
S27	Duke	A	W	20	17
O4	West Virginia	A	L	21	45
O11	Clemson	H	L	24	27
O18	Virginia Tech	A	L	0	30
O25	Wake Forest	A	W	24	21
N1	Tennessee	A	W	16	13
N8	Rutgers	H	L	17	19
N15	North Carolina #15	A	L	3	26
N22	Maryland	H	L	0	31

## 1981 (1-10-0; 0-6 ACC, 7th)

**Coach:** Dick Bestwick  
**Captains:** Keith Lee, Todd Kirtley

S12	West Virginia	H	L	18	32
S18	Rutgers	A	L	0	3
S26	Duke	H	L	24	29
O3	N.C. State	A	L	24	30
O10	Clemson #9	A	L	0	27
O17	South Carolina	A	L	3	21
O24	Wake Forest	H	L	21	24
O31	VMI	H	W	13	10
N14	North Carolina #13	H	L	14	17
N21	Maryland	A	L	7	48
N28	Virginia Tech	H	L	3	20

## 1982 (2-9-0; 1-5 ACC, 6th)

**Coach:** George Welsh  
**Captains:** Pat Chester, Kevin Riccio

S11	Navy	A	L	16	20
S18	James Madison	H	L	17	21
S25	Duke	A	L	17	51
O2	N.C. State	H	L	13	16
O9	Clemson	H	L	0	48
O23	Wake Forest	H	W	34	27
O30	VMI	H	W	37	6
N6	Georgia Tech	A	L	32	38
N13	North Carolina	A	L	14	27
N20	Maryland #19	H	L	14	45
N25	Virginia Tech (T)	A	L	14	21

## 1983 (6-5-0; 3-3 ACC, T-4th)

**Coach:** George Welsh  
**Captains:** Dave Bond, Rich Riccardi, Wayne Schuchts, Billy Smith

S3	Duke	H	W	38	30
S10	Navy	H	W	27	16
S17	James Madison	H	W	21	14
S24	N.C. State	A	W	26	14
O1	Maryland #19	A	L	3	23
O8	Clemson	A	L	21	42
O15	VMI	H	W	38	10
O22	Wake Forest	A	L	34	38
N3	Georgia Tech	A	L	27	31
N12	North Carolina #19	H	W	17	14
N19	Virginia Tech	H	L	0	48

## 1984 (8-2-2; 3-1-2 ACC, 2nd)

Peach Bowl Champions  
**Coach:** George Welsh  
**Captains:** Tom Kilgannon, Lester Lyles, Bob Olderman

S8	Clemson #3	H	L	0	55
S15	VMI	H	W	35	7
S22	Navy	A	W	21	9
S29	Virginia Tech	A	W	26	23
O6	Duke	A	W	38	10
O13	Georgia Tech #20	H	T	20	20
O20	Wake Forest	H	W	28	9
N3	West Virginia #12	A	W	27	7
N10	N.C. State	H	W	45	0
N17#19	North Carolina	A	T	24	24
N24	Maryland #18	H	L	34	45
D31	Purdue	N	W	27	24

(Peach Bowl-Atlanta, Ga.)

**Note:** *Virginia ranked No. 20 in final AP poll.*

## 1985 (6-5-0; 4-3 ACC, T-3rd)

**Coach:** George Welsh  
**Captains:** Jim Dombrowski, Charles McDaniel, Antonio Rice

S14	VMI	H	W	40	15
S21	Georgia Tech	A	W	24	13
S28	Navy	H	L	13	17
O5	Duke	H	W	37	14
O12	Clemson	A	L	24	27
O19	Virginia Tech	H	L	10	28
O26	Wake Forest	A	W	20	18
N2	West Virginia	H	W	27	7
N9	N.C. State	A	L	22	23
N16	North Carolina	H	W	24	22
N29	Maryland	A	L	21	33

## 1986 (3-8-0; 2-5 ACC, T-6th)

**Coach:** George Welsh  
**Captains:** Kevin Gould, Antonio Rice, Sean Scott

S6	South Carolina	H	W	30	20
S13	Navy	A	L	10	20
S20	Georgia Tech	H	L	14	28
S27	Duke	A	L	13	20
O4	Wake Forest	A	W	30	28
O11	Clemson #20	H	L	17	31
O25	Virginia Tech	A	L	10	42
N1	William & Mary	H	L	37	41
N8	N.C. State #15	H	W	20	16
N15	North Carolina	A	L	7	27
N28	Maryland	H	L	10	42

## 1987 (8-4-0; 5-2 ACC, 2nd)

All American Bowl Champions  
**Coach:** George Welsh  
**Captains:** Sean Scott, Scott Secules

S5	Georgia #20	A	L	22	30
S12	Maryland	A	L	19	21
S19	Virginia Tech	H	W	14	13
S26	Duke	H	W	42	17
O3	VMI	H	W	30	0
O10	Clemson #8	A	L	21	38
O17	South Carolina	A	L	10	58
O24	Wake Forest	H	W	35	21
N7	Georgia Tech	A	W	23	14
N14	North Carolina	H	W	20	17
N21	N.C. State	A	W	34	31
D22	Brigham Young	N	W	22	16

(All American Bowl - Birmingham, Ala.)

## 1988 (7-4-0; 5-2 ACC, 2nd)

**Coach:** George Welsh  
**Captains:** Roy Brown, David Griggs, Jeff Lageman

S3	William & Mary	H	W	31	23
S10	Penn State #18	H	L	14	42
S17	Georgia Tech	H	W	17	16
S24	Duke	A	L	34	38
O8	Clemson #11	H	L	7	10
O15	Louisville	A	L	28	30
O22	Wake Forest	A	W	34	14
O29	Virginia Tech	A	W	16	10
N5	N.C. State	H	W	19	14
N12	North Carolina	A	W	27	24
N19	Maryland	H	W	24	23

## 1989 (10-3; 6-1 ACC, T-1st)

ACC Co-Champions  
**Coach:** George Welsh  
**Captains:** Roy Brown, Shawn Moore, Ray Savage

A31	Notre Dame #2	N1	L	13	36
-----	---------------	----	---	----	----

(Kickoff Classic)

S9	Penn State #12	A	W	14	6
S16	Georgia Tech	A	W	17	10
S23	Duke	H	W	49	28
S30	William & Mary	H	W	24	12
O7	Clemson #15	A	L	20	34
O14	North Carolina	H	W	50	17
O21	Wake Forest	H	W	47	28
O28	Louisville	H	W	16	15
N4	#24 N.C. State #18	A	W	20	9
N11#18	Virginia Tech	H	W	32	25
N18#16	Maryland	A	W	48	21
J1	#15 Illinois #11	N2	L	21	31

(Florida Citrus Bowl)

N1, East Rutherford, N.J.; N2, Orlando, Fla.

**Note:** *Virginia ranked No. 18 in final AP poll.*

## 1990 (8-4; 5-2 ACC, T-2nd)

**Coach:** George Welsh  
**Captains:** Ron Carey, Joe Hall, Shawn Moore

S1	#15 Kansas	A	W	59	10
S8	#14 Clemson #9	H	W	20	7
S15#11	Navy	H	W	56	14
S22#10	Duke	A	W	59	0
S29	#7 William & Mary	H	W	63	35
O13	#2 N.C. State	H	W	31	0
O20	#1 Wake Forest	A	W	49	14
N3	#1 Georgia Tech #16	H	L	38	41
N10	#9 North Carolina	A	W	24	10
N17	#8 Maryland	H	L	30	35
N24#17	Virginia Tech	A	L	13	38
J1	Tennessee #10	N	L	22	23

(Sugar Bowl-New Orleans, La.)

**Note:** *Virginia ranked No. 23 in final AP poll.*

## 1991 (8-3-1; 4-2-1, 4th)

**Coach:** George Welsh  
**Captains:** Matt Blundin, Tyrone Lewis, Don Reynolds, Ray Roberts

S7	Maryland	A	L	6	17
S14	Navy	H	W	17	10
S19	Georgia Tech	A	L	21	24
S28	Duke	H	W	34	3
O5	Kansas	H	W	31	19
O12	Clemson #18	A	T	20	20
O19	North Carolina	H	W	14	9
O26	Wake Forest	H	W	48	7
N2	VMI	H	W	42	0
N9	#24 N.C. State #18	A	W	42	10
N23#20	Virginia Tech	H	W	38	0
D29#19	Oklahoma #20	N	L	14	48

(Gator Bowl - Jacksonville, Fla.)

## 1992 (7-4-0; 4-4 ACC, T-4th)

**Coach:** George Welsh  
**Captains:** Terry Kirby, Chris Slade, Gary Steele

S5	#25 Maryland	H	W	28	15
S12#23	Navy	A	W	53	0
S19#20	Georgia Tech #22	H	W	55	24
S26#14	Duke	A	W	55	28
O3	#14 Wake Forest	A	W	31	17
O10#10	Clemson #25	H	L	28	29
O17#17	North Carolina	A	L	7	27
O24#24	William & Mary	H	W	33	7
O31#23	Florida State #6	H	L	3	13
N7	N.C. State #17	H	L	7	31
N21	Virginia Tech	A	W	41	38

## 1993 (7-5-0; 5-3 ACC, T-3rd)

**Coach:** George Welsh  
**Captains:** Mark Dixon, Keith Lyle, Greg McClellan, Jerrod Washington

S4	Maryland	A	W	43	29
S11	Navy	H	W	38	0
S16#25	Georgia Tech	A	W	35	14
S25#22	Duke	H	W	35	0
O2	#21 Ohio	H	W	41	7
O16#15	Florida State #1	A	L	14	40
O23#21	North Carolina #12	H	W	17	10
O30#16	N.C. State	A	L	29	34
N6	#21 Wake Forest	H	W	21	9
N13#18	Clemson	A	L	14	23
N20#23	Virginia Tech #25	H	L	17	20
J1	Boston College #15	N	L	13	31

(Carquest Bowl - Miami, Fla.)

## 1994 (9-3-0; 5-3 ACC, T-3rd)

Independence Bowl Champions  
**Coach:** George Welsh  
**Captains:** Mike Frederick, Randy Neal, Charles Way

S3	Florida State #3	A	L	17	41
S10	Navy	A	W	47	10
S17	Clemson	H	W	9	6
O1	William & Mary	H	W	37	3
O8	Wake Forest	A	W	42	6
O15	Georgia Tech	A	W	24	7
O22#25	North Carolina #15	H	W	34	10
N5	#13 Duke #23	A	L	25	28
N12#21	Maryland	H			





Virginia's 33-28 victory over then-No. 2 Florida State in 1995 handed the Seminoles their first-ever ACC setback, snapping a 29-game winning streak in league play. On the game's final play, from the Virginia 6-yard line, Florida State tailback Warrick Dunn took a direct snap from center out of the shotgun and ran a slalom through defenders until he was inside the one. But he lost the ball short of the goal line as he was tackled by Virginia defensive backs Adrian Burnim and Anthony Poindexter and time expired.

**1995 (9-4-0; 7-1 ACC, T-1st)**

ACC Co-Champions & Peach Bowl Champions

**Coach:** George Welsh

**Captains:** Jason Augustino, Mike Groh, Skeet Jones

A26#17 Michigan #14	A	L	17	18
(Pigskin Classic)				
S2 #17 William & Mary	H	W	40	16
S9 #16 N.C. State #23	A	W	29	24
S16#16 Georgia Tech	H	W	41	14
S23#11 Clemson	A	W	22	3
S30#11 Wake Forest	H	W	35	17
O7 #9 North Carolina	A	L	17	22
O14#19 Duke	H	W	44	30
O21#14 Texas #16	A	L	16	17
N2 #24 Florida State #2	H	W	33	28
N11#14 Maryland	A	W	21	18
N18#13 Virginia Tech #20	H	L	29	36
D30#18 Georgia	N	W	34	27

(Peach Bowl - Atlanta, Ga.)

**Note: Virginia ranked No. 16 in final AP poll.**

**1996 (7-5; 5-3 ACC, 4th)**

**Coach:** George Welsh

**Captains:** Tiki Barber, Todd White

S7 #23 Central Michigan	H	W	55	21
S14#22 Maryland	H	W	21	3
S21#20 Wake Forest	A	W	42	7
S28#19 Texas #13	H	W	37	13
O5 #12 Georgia Tech	A	L	7	13
O19#20 N.C. State	H	W	62	14
O26#20 Florida State #3	A	L	24	31
N2 #16 Duke	A	W	27	3
N9 #15 Clemson	H	L	16	24
N16#24 North Carolina #6	H	W	20	17
N29#20 Virginia Tech #17	A	L	9	26
D27 Miami (Fla.) #19	N	L	21	31

(Carquest Bowl - Miami, Fla.)

**1997 (7-4; 5-3 ACC, T-3rd)**

**Coach:** George Welsh

**Captains:** Doug Karczewski, Anthony Poindexter

S4 Auburn #17	H	L	17	28
S13 Richmond	H	W	26	7
S27 North Carolina #5	A	L	20	48
O4 Wake Forest	H	W	21	13
O11 Clemson	A	W	21	7
O18 Duke	H	W	13	10
O25 Florida State #3	H	L	21	47
N1 Maryland	A	W	45	0
N8 Georgia Tech	H	W	35	31
N15 N.C. State	A	L	24	31
N29 Virginia Tech	H	W	34	20

**1998 (9-3; 6-2 ACC, 3rd)**

**Coach:** George Welsh

**Captains:** Aaron Brooks, Anthony Poindexter

S3 #16 Auburn #25	A	W	19	0
S12#12 Maryland	H	W	31	19
S19#10 Clemson	H	W	20	18
S26#11 Duke	A	W	24	0
O3 #10 San Jose State	H	W	52	14
O17 #7 Georgia Tech #25	A	L	38	41
O24#16 N.C. State	H	W	23	13
O31#15 Wake Forest	A	W	38	17
N7 #12 Florida State #6	A	L	14	45
N14#21 North Carolina	H	W	30	13
N28#16 Virginia Tech #20	A	W	36	32
D31#13 Georgia #19	N	L	33	35

(Peach Bowl - Atlanta, Ga.)

**Note: Virginia ranked No. 18 in final AP poll.**

**1999 (7-5; 5-3 ACC, T-2nd)**

**Coach:** George Welsh

**Captains:** Travis Griffith, Thomas Jones, Noel LaMontagne, Byron Thweatt

S4 #23 North Carolina	A	W	20	17
S11#22 Clemson	A	L	14	33
S18 Wake Forest	H	W	35	7
S25 Brigham Young #17	A	W	45	40
O2 #24 Virginia Tech #8	H	L	7	31
O9 Duke (OT)	H	L	17	24
O16 N.C. State	A	W	47	26
O30 Florida State #1	H	L	10	35
N6 Georgia Tech #7	H	W	45	38
N13 Buffalo	H	W	50	21
N20 Maryland	A	W	34	30
D30 Illinois	N	L	21	63

(Micronpc.com Bowl)

N-Miami/Ft. Lauderdale, Fla.

**2000 (6-6; 5-3 ACC, 3rd)**

**Coach:** George Welsh

**Captains:** Brad Barnes, Yubrenal Isabelle, Byron Thweatt, Patrick Washington

S2 Brigham Young (OT)	H	L	35	38
S9 Richmond	H	W	34	6
S16 Duke	A	W	26	10
S23 Clemson #11	H	L	10	31
S30 Wake Forest	A	W	27	10
O7 Maryland	H	W	31	23
O21 Florida State #6	A	L	3	37
O28 North Carolina	H	W	17	6
N9 Georgia Tech #24	A	L	0	35
N18 N.C. State	H	W	24	17
N25 Virginia Tech #6	A	L	21	42
D24 Georgia #24	N	L	14	37

(O'ahu Bowl)

N-Honolulu, Hawaii

**2001 (5-7; 3-5 ACC, T-7th)**

**Coach:** Al Groh

**Captains:** Monsanto Pope, Evan Routzahn, Antwoine Womack

A25 Wisconsin #22	A	L	17	26
(Eddie Robinson Classic)				
S1 Richmond	H	W	17	16
S22 Clemson #19	A	W	26	24
S29 Duke	H	W	31	10
O6 Maryland #25	A	L	21	41
O13 North Carolina	A	L	24	30
O20 Florida State #21	H	L	7	43
O27 N.C. State	A	L	0	24
N3 Wake Forest	H	L	30	34
N10 Georgia Tech #20	H	W	39	38
N17 Virginia Tech #18	H	L	17	31
D1 Penn State	H	W	20	14

**2002 (9-5; 6-2 ACC, T-2nd)**

**Continental Tire Bowl Champions**

**Coach:** Al Groh

**Captains:** Angelo Crowell, Billy McMullen

A22 Colorado State	H	L	29	35
(Jim Thorpe Classic)				
A31 Florida State #5	A	L	19	40
S7 South Carolina #22	H	W	34	21
S21 Akron	H	W	48	29
S28 Wake Forest	A	W	38	34
O5 Duke	A	W	27	22
O12 Clemson	H	W	22	17
O19 North Carolina	H	W	37	27
O26 Georgia Tech	A	L	15	23
N9 Penn State #19	A	L	14	35
N16 N.C. State #20	H	W	14	9
N23 Maryland #18	H	W	48	13
N30 Virginia Tech #22	A	L	9	21
D28 West Virginia #15	N	W	48	22

(Continental Tire Bowl -Charlotte, N.C.)

**Note: Virginia ranked No. 22 in final AP poll.**





Virginia's 14-13 win over then-No. 23 Florida State on Nov. 19, 2011 in Tallahassee proved to be historic for the Cavaliers as UVA became the first program in college football history to record road victories at Florida State and Miami in the same season - two programs that have brought eight combined National Championships to the Sunshine State. UVA also defeated the Miami Hurricanes, 28-21, at Sun Life Stadium earlier during the 2011 season on ESPN's Thursday Night Football.

**2003 (8-5; 4-4 ACC, T-4th)**

**Continental Tire Bowl Champions**

**Coach:** Al Groh

**Captains:** Almondo Curry, Matt Schaub

A30#18 Duke	H	W	27	0
S6 #15 South Carolina	A	L	7	31
S13 Western Michigan	A	W	59	16
S27 Wake Forest	H	W	27	24
O4 North Carolina	A	W	38	13
O11#25 Clemson (OT)	A	L	27	30
O18 Florida State #7	H	L	14	19
O25 Troy	H	W	24	0
N1 N.C. State	A	L	37	51
N13 Maryland	A	L	17	27
N22 Georgia Tech	H	W	29	17
N29 Virginia Tech #21	H	W	35	21
D27 Pittsburgh	N	W	23	16

(Continental Tire Bowl -Charlotte, N.C.)

**2004 (8-4; 5-3 ACC, T-3rd)**

**Coach:** Al Groh

**Captains:** Elton Brown, Chris Canty, Jermaine Hardy, Heath Miller, Brennan Schmidt

S4 #15 Temple	A	W	44	14
S11#12 North Carolina	H	W	56	24
S18#12 Akron	H	W	51	0
S25#13 Syracuse	H	W	31	10
O7 #6 Clemson	H	W	30	10
O16#14 Florida State #7	A	L	3	36
O23#13 Duke	A	W	37	16
N6 #10 Maryland	H	W	16	0
N13#18 Miami (Fla.) #18	H	L	21	31
N20#16 Georgia Tech	A	W	30	10
N27#18 Virginia Tech #11	A	L	10	24
D27#18 Fresno State (OT)	N	L	34	37

(MPC Computers Bowl -Boise, Idaho)

**Note: Virginia ranked No. 23 in final AP poll.**

**2005 (7-5; 3-5 ACC, 5th Coastal)**

**Music City Bowl Champions**

**Coach:** Al Groh

**Captains:** Tony Franklin, Marques Hagans, Wali Lundy, Brennan Schmidt

S3 #25 Western Michigan	H	W	31	19
S17#25 Syracuse	A	W	27	24
S24#23 Duke	H	W	38	7
O1 #19 Maryland	A	L	33	45
O8 Boston College #18	A	L	17	28
O15 Florida State #4	H	W	26	21
O22#23 North Carolina	A	L	5	7
N5 Temple	H	W	51	3
N12 Georgia Tech #24	H	W	27	17
N19 Virginia Tech #7	H	L	14	52
N26 Miami (Fla.) #10	A	L	17	25
D30 Minnesota	N	W	34	31

(Music City Bowl - Nashville, Tenn.)

**2006 (5-7, 4-4 ACC, 3rd Coastal)**

**Coach:** Al Groh

**Captains:** Marcus Hamilton, Chris Long, Christian Olsen, Deyon Williams

S2 Pittsburgh	A	L	13	38
S9 Wyoming (OT)	H	W	13	12
S16 Western Michigan	H	L	10	17
S21 Georgia Tech	A	L	7	24
S30 Duke	A	W	37	0
O7 East Carolina	A	L	21	31
O14 Maryland	H	L	26	28
O19 North Carolina	H	W	23	0
O28 N.C. State	H	W	14	7
N4 Florida State	A	L	0	33
N18 Miami (Fla.)	H	W	17	7
N25 Virginia Tech #17	A	L	0	17

**2007 (9-4, 6-2 ACC, 2nd Coastal)**

**Coach:** Al Groh

**Captains:** Branden Albert, Chris Long, Tom Santi

S1 Wyoming	A	L	3	23
S8 Duke	H	W	24	13
S15 North Carolina	A	W	22	20
S22 Georgia Tech	H	W	28	23
S29 Pittsburgh	H	W	44	14
O6 Middle Tennessee	A	W	23	21
O13 Connecticut	H	W	17	16
O20 Maryland	A	W	18	17
O27#21 N.C. State	A	L	24	29
N3 Wake Forest #21	H	W	17	16
N10#23 Miami (Fla.)	A	W	48	0
N24#16 Virginia Tech #8	H	L	21	33
J1 #21 Texas Tech	N	L	28	31

(Gator Bowl -Jacksonville, Fla.)

**2008 (5-7, 3-5 ACC, 5th Coastal)**

**Coach:** Al Groh

**Captains:** Vic Hall, Cedric Peerman, John Phillips, Clint Sintim

A30 Southern California #3H	L	7	52	
S6 Richmond	H	W	16	0
S13 Connecticut	A	L	10	45
S27 Duke	A	L	3	31
O4 Maryland	H	W	31	0
O11 East Carolina	H	W	35	20
O18 No. Carolina (OT) #18	H	W	16	13
O25 Georgia Tech #21	A	W	24	17
N1 Miami (OT)	H	L	17	24
N8 Wake Forest	A	L	17	28
N22 Clemson	H	L	3	13
N29 Virginia Tech	A	L	14	17

**2009 (3-9, 2-6 ACC, 6th Coastal)**

**Coach:** Al Groh

**Captains:** Will Barker, Denzel Burrell, Aaron Clark, Vic Hall

S5 William & Mary	H	L	14	26
S12 TCU #16	H	L	14	30
S19 Southern Miss	A	L	34	37
O3 North Carolina	A	W	16	3
O10 Indiana	H	W	47	7
O17 Maryland	A	W	20	9
O24 Georgia Tech #11	H	L	9	34
O31 Duke	H	L	17	28
N7 Miami #16	A	L	17	52
N14 Boston College	H	L	10	14
N21 Clemson #18	A	L	21	34
N28 Virginia Tech #14	H	L	13	42

**2010 (4-8, 1-7 ACC, T6th Coastal)**

**Coach:** Mike London

**Captains:** John-Kevin Dolce, Ras-I Dowling, Nick Jenkins, Joe Torchia, Marc Verica

S4 Richmond	H	W	34	13
S11 Southern California #16A	L	14	17	
S25 VMI	H	W	48	7
O2 Florida State	H	L	14	34
O9 Georgia Tech	A	L	21	33
O16 North Carolina	H	L	10	44
O23 Eastern Michigan	H	W	48	21
O30 Miami (Fla.) #22	H	W	24	19
N6 Duke	A	L	48	55
N13 Maryland	H	L	23	42
N20 Boston College	A	L	13	17
N27 Virginia Tech #13	A	L	7	37



2011 (8-5, 5-3 ACC, T2nd Coastal)

Coach: Mike London
Captains: Nick Jenkins, Perry Jones, Rodney McLeod, Matt Snyder
S3 William & Mary H W 40 3
S10 Indiana A W 34 31
S17 North Carolina A L 17 28
S24 Southern Miss H L 24 30
O1 Idaho (OT) H W 21 20
O15 Georgia Tech #12 H W 24 21
O22 NC State H L 14 28
O27 Miami (Fla.) A W 28 21
N5 Maryland A W 31 13
N12 Duke H W 31 21
N19 Florida State #23 A W 14 13
N26#24 Virginia Tech #6 H L 0 38
D31 Auburn N L 24 43
(Chick-fil-A Bowl - Atlanta, Ga.)

2012 (4-8, 2-6 ACC, 6th Coastal)

Coach: Mike London
Captains: Oday Aboushi, Steve Greer, Will Hill, Perry Jones, La'Roy Reynolds
S1 Richmond H W 43 19
S8 Penn State H W 17 16
S15 Georgia Tech A L 20 56
S22 TCU #17 A L 7 27
S29 Louisiana Tech H L 38 44
O6 Duke A L 17 42
O13 Maryland H L 20 27
O20 Wake Forest H L 10 16
N3 NC State A W 33 6
N10 Miami (Fla.) H W 41 40
N15 North Carolina H L 13 37
N24 Virginia Tech A L 14 17

2013 (2-10, 0-8 ACC, 7th Coastal)

Coach: Mike London
Captains: Luke Bowanko, Jake Snyder, Rijo Walker
A31 Brigham Young H W 19 16
S7 Oregon #2 H L 10 59
S21 VMI H W 49 0
S28 Pittsburgh A L 3 14
O5 Ball State H L 27 48
O12 Maryland A L 26 27
O19 Duke H L 22 35
O26 Georgia Tech H L 25 35
N2 Clemson #9 H L 10 59
N9 North Carolina A L 14 45
N23 Miami (Fla.) A L 26 45
N30 Virginia Tech H L 6 16

2014 (5-7, 3-5 ACC, T7th Coastal)

Coach: Mike London
Captains: Henry Coley, Anthony Harris, Greyson Lambert, Kevin Parks, Alec Vozenilek
A30 UCLA #7 H L 20 28
S6 Richmond H W 45 13
S13 Louisville #21 H W 23 21
S20 Brigham Young #21 A L 33 41
S27 Kent State H W 45 13
O4 Pittsburgh H W 24 19
O18 Duke A L 13 20
O25 North Carolina H L 27 28
N1 Georgia Tech A L 10 35
N8 Florida State #2 A L 20 34
N22 Miami (Fla.) H W 30 13
N28 Virginia Tech A L 20 24

2015 (4-8, 3-5 ACC, 6th Coastal)

Coach: Mike London
Captains: Ross Burbank, Vince Croce, David Dean, Canaan Severin
S5 UCLA #13 A L 16 34
S12 Notre Dame #9 H L 27 34
S19 William & Mary H W 35 29
S25 Boise State H L 14 56
O10 Pittsburgh A L 19 26
O17 Syracuse (3OT) H W 44 38
O24 North Carolina A L 13 26
O31 Georgia Tech H W 27 21
N7 Miami (Fla.) A L 21 27
N14 Louisville A L 31 38
N21 Duke H W 42 34
N28 Virginia Tech H L 20 23

2016 (2-10, 1-7 ACC, 6th Coastal)

Coach: Bronco Mendenhall
Captains: Micah Kiser, Jackson Matteo, Donte Wilkins
S3 Richmond H L 20 37
S10 Oregon #24 A L 26 44
S17 UConn A L 10 13
S24 Central Michigan H W 49 35
O1 Duke A W 34 20
O15 Pittsburgh H L 31 45
O22 North Carolina #22 H L 14 35
O29 Louisville #5 H L 25 32
N5 Wake Forest A L 20 27
N12 Miami (Fla.) H L 14 34
N19 Georgia Tech A L 17 31
N26 Virginia Tech A L 10 52

2017 (6-7, 3-5 ACC, T4th Coastal)

Coach: Bronco Mendenhall
Captains: Kurt Benkert, Quin Blanding, Micah Kiser
S2 William & Mary H W 28 10
S9 Indiana H L 17 34
S16 UConn H W 38 18
S22 Boise State A W 42 23
O7 Duke H W 28 21
O14 North Carolina A W 20 14
O21 Boston College H L 10 41
O28 Pittsburgh A L 14 31
N4 Georgia Tech H W 40 36
N11 Louisville A L 21 38
N18 Miami (Fla.) #2 A L 28 44
N24 Virginia Tech #24 H L 0 10
D28 Navy A L 7 49
(Military Bowl - Annapolis, Md.)

2018 (8-5, 4-4 ACC, T3rd Coastal)

Belk Bowl Champions
Coach: Bronco Mendenhall
Captains: Jordan Ellis, Chris Peace, Olamide Zaccheaus
S1 Richmond H W 42 13
S8 Indiana A L 16 20
S15 Ohio NA W 45 31
S22 Louisville H W 27 3
S29 NC State A L 21 35
O13 Miami (Fla.) #16 H W 16 13
O20 Duke A W 28 14
O27 North Carolina H W 31 21
N2 #23 Pittsburgh H L 13 23
N10 Liberty H W 45 24
N17 Georgia Tech (OT) A L 27 30
N23 Virginia Tech (OT) A L 31 34
D29 South Carolina N W 28 0
(Belk Bowl - Charlotte, N.C.)

2019 (9-5, 6-2 ACC, 1st Coastal)

ACC Coastal Division Champions
Coach: Bronco Mendenhall
Captains: Bryce Hall, Jordan Mack, Bryce Perkins
A31 Pittsburgh A W 30 14
S6 William & Mary H W 52 17
S14#25 Florida State H W 31 24
S21#21 Old Dominion H W 28 17
S28#18 Notre Dame #10 A L 20 35
O11#20 Miami (Fla.) A L 9 17
O19 Duke H W 48 14
O26 Louisville A L 21 28
N2 North Carolina A W 38 31
N9 Georgia Tech H W 33 28
N23 Liberty H W 55 27
N29 Virginia Tech #23 H W 39 30
D7 #22 Clemson #3 N L 17 62
(ACC Championship Game - Charlotte, N.C.)
D30 Florida #6 N L 28 36
(Orange Bowl - Miami Gardens, Fla.)

2020 (5-5, 4-5 ACC, 9th)

Coach: Bronco Mendenhall
Captains: Brennan Armstrong, Richard Burney, Terrell Jana, Charles Snowden
S26 Duke H W 38 20
O3 Clemson #1 A L 23 41
O10 NC State H L 21 38
O17 Wake Forest A L 23 40
O24 Miami #11 A L 14 19
O31 North Carolina #15 H W 44 41
N14 Louisville H W 31 17
N21 Abilene Christian H W 55 15
D5 Boston College H W 43 32
D12 Virginia Tech A L 15 33

2021 (6-6, 4-4 ACC, T-4th Coastal)

Coach: Bronco Mendenhall
Captains: Mandy Alonso, Brennan Armstrong, Nick Jackson, Wayne Taulapapa
S4 William & Mary H W 43 0
S11 Illinois H W 42 14
S18 North Carolina #21 A L 39 59
S24 Wake Forest H L 17 37
S30 Miami A W 30 28
O9 Louisville A W 34 33
O16 Duke H W 48 0
O23 Georgia Tech H W 48 40
O30 BYU #25 A L 49 66
N13 Notre Dame #7 H L 3 28
N20 Pitt #20 A L 38 48
N27 Virginia Tech H L 24 29

Key
• H-home A-away N-neutral

• Ranking before opponent is Virginia in AP poll.

• Ranking after opponent is opponent's in AP poll.



## THE COACHING LINE

SEASONS	COACH (Alma Mater)	SEASONS	WON	LOST	TIED	PCT.
2016-21	Bronco Mendenhall (Oregon State '88)	6	36	38	0	.486
2010-15	Mike London (Richmond '83)	6	27	46	0	.370
2001-09	Al Groh (Virginia '67)	9	59	53	0	.528
1982-2000	George Welsh (Navy '56)	19	134	86	3	.608
1976-81	Dick Bestwick (North Carolina '52)	6	16	49	1	.246
1974-75	Sonny Randle (Virginia '59)	2	5	17	0	.227
1971-73	Don Lawrence (Notre Dame '59)	3	11	22	0	.333
1965-70	George Blackburn (Findlay '37)	6	29	32	0	.475
1961-64	Bill Elias (Maryland '48)	4	16	23	1	.413
1958-60	Dick Voris (San Jose State '48)	3	1	29	0	.033
1956-57	Ben Martin (Navy '45)	2	7	12	1	.375
1953-55	Ned McDonald (Texas '40)	3	5	23	0	.179
1946-52	Art Guepe (Marquette '37)	7	47	17	2	.727
1937-45	Frank Murray (Tufts '08)	9	41	34	5	.544
1934-36	Gus Tebell (Wisconsin '23)	3	6	18	4	.286
1931-33	Fred Dawson (Princeton '10)	3	8	17	4	.345
1929-30	Earl Abell (Colgate '16)	2	8	9	2	.474
1923-28	Earle "Greasy" Neale (W.Va. Wesleyan '15)	6	28	22	5	.555
1922	Thomas Campbell (Harvard '12)	1	4	4	1	.500
1913, 1920-21	Rice Warren (Virginia '05)	3	17	7	2	.692
1919	Harris Coleman (Virginia '16)	1	2	5	2	.333
1917-18	No Varsity Schedule	—	—	—	—	—
1916	Peyton Evans (Virginia '15)	1	4	5	0	.444
1915	Harry Varner (Virginia '11)	1	8	1	0	.889
1914	Joseph Wood (Virginia '14)	1	8	1	0	.889
1912	John "Speed" Elliott (Virginia '09)	1	6	3	0	.667
1911	Kemper Yancey (Virginia '09)	1	8	2	0	.800
1910	Charles Crawford (Virginia '08)	1	6	2	0	.750
1909	John Neff (Virginia '08)	1	7	1	0	.875
1908	Merritt Cooke, Jr. (Virginia '06)	1	7	0	1	.938
1907	Hammond Johnson (Virginia '07)	1	6	3	1	.650
1905-06	William Cole (Michigan '03)	2	12	6	2	.650
1904	Foster Sanford (Yale '95)	1	6	3	0	.667
1903	Gresham Poe (Princeton '02)	1	7	2	1	.750
1902	John deSaulles (Yale '99)	1	8	1	1	.850
1901	Wesley Abbott (Yale '99)	1	8	2	0	.800
1899-1900	Archie Hoxton (Virginia '96)	2	11	5	3	.658
1898	Joseph Massie (Virginia '93)	1	6	5	0	.546
1896-97	Martin Bergen (Princeton '92)	2	13	4	3	.725
1895	Harry Mackey (Pennsylvania '93)	1	9	2	0	.818
1893-94	John Poe (Princeton '95)	2	16	5	0	.762
1892	Unknown *	1	3	2	1	.583
1891	Unknown *	1	2	1	2	.600
1890	Unknown *	1	5	2	0	.714
1889	Unknown *	1	4	2	0	.667
1888	Unknown *	1	2	1	0	.667
		<b>132</b>	<b>677</b>	<b>626</b>	<b>48</b>	<b>.519</b>

\*Team was probably coached by captains and student managers



*George Welsh, a College Football Hall of Famer, is Virginia's winningest coach with 134 victories.*





Perry Jones rushed for 149 yards on 18 carries in UVA's 2011 Homecomings victory over previously undefeated and then-No. 12 Georgia Tech.


# VIRGINIA HOMECOMINGS GAME RESULTS

**Overall Record: 49-45-2 (.521)**

Year	Date	Opponent	Result	Year	Date	Opponent	Result	Year	Date	Opponent	Result
1923	11/17	Virginia Tech	L, 3-6	1956	10/6	Wake Forest	W, 7-6	1989	10/28	Louisville	W, 16-15
1924	11/8	Georgia	L, 0-7	1957	10/12	Clemson	L, 6-20	1990	11/3	Georgia Tech	L, 38-41
1925	11/14	Virginia Tech	W, 10-0	1958	10/4	N.C. State	L, 14-26	1991	10/5	Kansas	W, 31-19
1926	11/6	Wash. & Lee	W, 30-6	1959	10/24	Vanderbilt	L, 0-33	1992	10/24	William & Mary	W, 33-7
1927	11/5	Virginia Tech	W, 7-0	1960	10/29	Wake Forest	L, 20-28	1993	10/2	Ohio University	W, 41-7
1928	11/3	Wash. & Lee	W, 20-13	1961	10/7	N.C. State	L, 14-21	1994	10/1	William & Mary	W, 37-3
1929	11/16	Virginia Tech	L, 12-32	1962	10/20	Wake Forest	W, 14-12	1995	9/30	Wake Forest	W, 35-17
1930	11/15	Wash. & Lee	W, 20-7	1963	10/19	S. Carolina	T, 10-10	1996	9/28	Texas	W, 37-13
1931	10/15	VMI	L, 3-18	1964	10/24	N.C. State	L, 15-24	1997	10/4	Wake Forest	W, 21-13
1932	11/5	Wash. & Lee	L, 0-7	1965	10/30	N.C. State	L, 0-13	1998	10/3	San Jose State	W, 52-14
1933	10/28	VMI	L, 12-13	1966	10/15	VMI	W, 38-27	1999	9/18	Wake Forest	W, 35-7
1934	11/10	Wash. & Lee	L, 0-20	1967	10/14	Duke	L, 6-13	2000	9/23	Clemson	L, 10-31
1935	10/26	VMI	T, 0-0	1968	10/5	Davidson	W, 41-14	2001	9/29	Duke	W, 31-10
1936	10/24	Wash. & Lee	L, 0-13	1969	9/27	Duke	W, 10-0	2002	9/21	Akron	W, 48-29
1937	10/23	VMI	L, 7-26	1970	10/3	Wake Forest	L, 7-27	2003	10/25	Troy	W, 24-0
1938	10/1	Wash. & Lee	W, 13-0	1971	9/25	Duke	L, 0-28	2004	9/18	Akron	W, 51-0
1939	10/14	Maryland	W, 12-7	1972	10/28	Maryland	L, 23-24	2005	9/24	Duke	W, 38-7
1940	10/19	VMI	L, 0-7	1973	10/6	Vanderbilt	L, 22-39	2006	9/16	Western Michigan	L, 10-17
1941	11/8	Wash. & Lee	W, 27-7	1974	10/12	N.C. State	L, 21-22	2007	10/13	Connecticut	W, 17-16
1942	No Homecoming Game			1975	11/8	East Carolina	L, 10-61	2008	10/11	East Carolina	W, 35-20
1943	10/9	Richmond	L, 7-16	1976	9/25	Duke	L, 6-21	2009	10/10	Indiana	W, 47-7
1944	No Homecoming Game			1977	9/24	Duke	L, 7-31	2010	10/16	North Carolina	L, 10-44
1945	11/10	Richmond	W, 45-0	1978	9/16	Navy	L, 0-32	2011	10/15	Georgia Tech	W, 24-21
1946	10/12	VMI	W, 19-8	1979	9/29	Duke	W, 30-12	2012	10/13	Maryland	L, 20-27
1947	10/11	Harvard	W, 47-0	1980	10/11	Clemson	L, 24-27	2013	10/26	Georgia Tech	L, 25-35
1948	10/23	VMI	W, 26-14	1981	10/24	Wake Forest	L, 21-24	2014	10/25	North Carolina	L, 27-28
1949	10/15	Wash. & Lee	W, 27-7	1982	10/23	Wake Forest	W, 34-27	2015	10/31	Georgia Tech	W, 27-21
1950	10/21	VMI	W, 26-13	1983	11/12	North Carolina	W, 17-14	2016	10/15	Pittsburgh	L, 31-45
1951	10/20	VMI	W, 34-14	1984	10/20	Wake Forest	W, 28-9	2017	10/21	Boston College	L, 10-41
1952	10/25	Duke	L, 7-21	1985	9/28	Navy	L, 13-17	2018	10/13	Miami (Fla.)	W, 16-13
1953	10/17	VMI	L, 6-21	1986	11/1	William & Mary	L, 37-41	2019	11/9	Georgia Tech	W, 33-28
1954	10/16	VMI	W, 21-0	1987	9/26	Duke	W, 42-17	2020	No Homecoming Game		
1955	10/15	VMI	L, 13-20	1988	10/8	Clemson	L, 7-10	2021	10/16	Duke	W, 48-0

## ALL-TIME LETTERMEN

Following is a list of all 2,240 individuals who have been awarded the Virginia monogram for at least one season. Each year listed is the season the person earned a varsity letter. Players returning for the 2021 season are listed in **Bold**. Captains, managers and service awards are indicated by parentheses.



**DUANE ASHMAN**

A four-year letterman from 1993-96, defensive end Duane Ashman is tied for sixth in school history with 23 quarterback sacks.


<b>A</b>	Abbott, Lawrence W. ....	1940-41
	Abbott, William R. ....	1890
	Aben, Joseph G. ....	1992-94
	Abrams, C. Michael ....	1999-00-01
	Abramson, Milton G. ....	1932-33
	Aboushi, Oday (Capt.) .....	2010-11-12
	Acree, John W. (Capt.) .....	1936-37-38
	Adams, Jenna D. (Mgr.) .....	2000
	Agee, Anthony W. ....	1994-95
	<b>Agunloye, Olasunkonmi</b> .....	<b>2021</b>
	<b>Ahern, Josh</b> .....	<b>2020-21</b>
	Ahner, W.H. ....	1924-25-26
	Ahunamba, Michael .....	2011
	Aiken, Daniel L. ....	2007-08-09-10
	Ainslie, George A. ....	1890
	Albert, Branden B. (Capt.) .....	2005-06-07
	Albert, Larry .....	1970-71
	Aldrich, Robert B. ....	1940
	Alexander, Donald .....	1951-52-53
	Allanson, Scott L. ....	1995
	Allen, Demetrius C. "Pete" .....	1992-93-94-95
	Allen, George, Jr. ....	1972-73
	Allen, Jeffrey .....	1987-88
	Alonso, Mandy .....	2017-18-19-20-21
	Alvarez, Al .....	1976-77-78
	Alvarez, Caesar L. ....	1975-76-77-78
	Alvarez, Hector R. Jr. (Mgr.) .....	1996-97
	Alvarez, Pablo .....	2013
	Alznauer, Alfred G. ....	1962
	Ambrose, Dick (Capt.) .....	1972-73-74
	Amos, D'Angelo .....	2020
	Anderson, Daymon W. ....	1990-91-92
	Anderson, Edward C. ....	1914-15
	Anderson, G. W. ....	1914-15
	Anderson, Jeffrey R. ....	1966-67-68
	Anderson, Joseph R.J. ....	1888
	Anderson, Kelvin M. ....	1977-78-79
	Anderson, Maurice A. ....	1996-97-98-99
	Anderson, Ottawa .....	2001-02-03-05
	Anderson, Stuart N. ....	1978-79-80-81
	Andrews, Edward B. ....	1933-34
	Andrews, Dennis .....	1960-61-62
	Angle, Clarence E. ....	1962-63
	Annis, James J. (Mgr.) .....	1992-93-94
	Anthony, Enzo .....	2019
	Appleby, Antonio D. ....	2005-06-07-08
	Applefield, Marcus .....	2018
	Archer, W.W. (Mgr.) .....	1952-53
	<b>Armstrong, Brennan (Capt.)</b> .....	<b>2020-21</b>
	Arnall, Bruce P. ....	1977
	Arnette, Gene (Capt.) .....	1967-68
	Arnold, G. B. ....	1922-23

Asher, Oliver .....	1987
Ashman, Duane A. ....	1993-94-95-96
Ashwell, James .....	1951
Atariwa, Adeeb .....	2020-21
Atkins, Lamont .....	2017-18-19
Augustino, Jason W. (Capt.) .....	1993-94-95
Ausberry, Marshall L. ....	2005
Austin, Randolph I. ....	1991
Austin, Vernon C. ....	1928
Azelby, Robert (Mgr.) .....	1986-87-88-89

### B

Baber, William F. ....	1997-98-99-00
Bachman, Nathan L. ....	1902
Bailey, Bruce .....	1946-47
Bailey, Kevin T. ....	2000-01-02-03
Bailey, Rives .....	1953-54-55
Baker, Daniel A. (Mgr.) .....	1985
<b>Baker, Jaylon</b> .....	<b>2019-20-21f</b>
Bakhtiar, James A. (Capt.) .....	1955-56-57
Baldwin, G.W. E. ....	1923
Balezantis, Mark .....	1984-85
Ballard, Wayne .....	1959-60
Banbury, John R., Jr. ....	1975-77
Banks, J.B. (Mgr.) .....	1919
Banks, William S. ....	1935
Barber, J. O. "Ronde" .....	1994-95-96
Barber, A. K. "Tiki" (Capt.) .....	1994-95-96
Barbour, Stuart A., Jr. ....	1945-46-47-48
Barger, John .....	1958-59
Barlie, Carl .....	1972-73
Barker, Edwin .....	1962
Barker, R. A. ....	1914
Barker, William S. (Capt.) .....	2006-07-08-09
Barkley, Rufus C. ....	1948-49-50-51
Barnes, K. Bradley (Capt.) .....	1999-00
Barrol, Lewis (Mgr.) .....	1950
Barron, Anne Elizabeth (Mgr.) .....	1996
Barry, James E. ....	1905
Barthelmes, Brian .....	2002-03-04-05
Bass, Spencer .....	1903
Battle, Devon L. ....	2001
Battle, LoVante .....	2010-11-12
Battle, Mike .....	1984-85-86-87
Bauda, Russ .....	1970
Bauman, Y. Hans .....	1974-75-76-77
Baumann, Lawrence .....	1946-47-48
Bawuah, A. Kofi .....	1998-99
Bayliss, Bill (Mgr.) .....	1971-72-73
Beam, George B. ....	1974
Bear, James A., Jr. ....	1941-42
Beattie, John .....	1973
Beckett, J.H. ....	1907
Bedesem, Richard W. ....	2000-02-03-04
Belfield, Phillip (Mgr.) .....	1997-98-99
Belfield, Samuel S. (Mgr.) .....	1994-95-96
Belic, Chuck .....	1970-71-72
Bell, Andrew A. ....	1991-92-93
Bell, Richard P. (Mgr.) .....	1904
Benckenstein, John H. ....	1926-27-28
Benet, W. Christie .....	1900-01
Benkert, Kurt (Capt.) .....	2016-17
Bennett, Michael .....	1973
Berce, Robert W. ....	1975
Berger, Spencer S. ....	1932-33-34
Bergman, Carl (Mgr.) .....	1936
Berkeley, Alfred R., Jr. ....	1936-37
Berkeley, Norborne .....	1914-15
Berry, Thomas .....	1950-51-54
Berry, Thomas R. ....	1982
Bessell, Edmund .....	1947-49-50-51
Best, Ryan A. ....	2005-06
Bethel, Carlisle A. ....	1927
Beury, James .....	1930
Bevan, Kenneth .....	1943
Beveridge, James W. ....	1938
Bickers, Duane .....	1961-62-63
Billyk, Allen C. ....	2006-07
Bingham, Robert W. ....	1890
Bischoff, Bob .....	1968-69-70
Bischoff, Ryan .....	2018
Bissingier, Joe .....	2019-20-21
Bizousky, Franklin P. ....	1980-81
Blackburn, James F. ....	1969
Blackburn, John B. ....	1969
Blackford, Staige D. (Capt.) .....	1921-22-23
Blackman, Cole .....	2016
Blackstock, Darryl .....	2002-03-04
Bladel, Peter J. ....	2007
Blaine, James G., Jr. ....	1894
Blair, William Harrison (Mgr.) .....	1888
Blakeley, Daniel L. ....	1971-72-73
Blakey, R. K. ....	1916-20

Blandford, Charlie .....	1968-69-70
Blanding, Derek N. ....	1981
Blanding, Quin (Capt.) .....	2014-15-16-17
Blaze, Blake .....	2013
Bloemers, Meindert (Mgr.) .....	1990
Blosser, R. Allen .....	1981
Blount, Joey .....	2017-18-19-20-21
Blount, Tony .....	1976-77-78-79
Blundin, Matthew B. (Capt.) .....	1989-90-91
Board, Joe .....	1959
Bock, Joseph A. ....	1979-80
Bodison, Brian W. ....	1985
Bolling, Anthony .....	1983-85
Bond, David O. (Capt.) .....	1982-83-84
Bonney, William .....	1951-54-55
Booker, Ronald M. ....	1980-81-82
Boothe, M.L. (Mgr.) .....	1930
Borchers, Dennis .....	1965-66-67
Borsari, Chris E. ....	1989-90
Bosher, Percy .....	1894
Boucck, Heath .....	2002
Bowanko, Luke (Capt.) .....	2011-12-13
Bowden, C. H. ....	1892-93
Bowden, Robert J. ....	1974-76-77
Bowen, H. M. ....	1908-09-10
Bowers, Casey E. (Mgr.) .....	2001-02-03
Bowie, Kevin J. ....	1975
Bradley, Kevin .....	2005
Bradley, Landon .....	2009-10-11
Bradshaw, Zach .....	2013-14-15-16
<b>Brady, Sam</b> .....	<b>2021</b>
Branble, William L. ....	1925-27
Brancati, Mike .....	1976-78-79
Branch, Nisha .....	1998-99
Brand, Richard W. (Capt.) .....	1966-67-68
Brandenburger, Mark A. (Mgr.) .....	1990-91-93
Bratt, Dave .....	1970
<b>Bratton, Darrius</b> .....	<b>2017-18-20-21</b>
Brathwaite, Chris .....	2012-14
Braun, G. P., Jr. ....	1933
Braverman, Todd H. ....	1998-99
Bressan, Bob .....	1968-70-71
Brewer, Connor .....	2015-16
Brewer, Ward W. ....	1930-31-32
Brice, William J. ....	1993-94-95-96
Bride, James C. ....	1900
Bridges, Bill .....	1976-77
Bridges, Jonow .....	2019-20
Brim, Demeitre .....	2012-13
Brindle, Christopher .....	1985
Brinkley, Stan .....	1943
Brissett, Dejon .....	2019
Britton, Trevor A. ....	1995-96-97
Broaddus, Carl .....	1943



**ELTON BROWN**

Guard Elton Brown was a first-team All-American as a senior in 2004. He won the ACC's Jacobs Blocking Trophy in 2003 and 2004.

Broadnax, Christopher .....	2010
Bronston, Thomas H. ....	1902
Brooks, Aaron L. (Capt.) .....	1996-97-98
Brooks, Ahmad .....	2003-04-05
Brooks, Kevin .....	1992-93-94-95
Brookshire, Randal D. ....	1981-82-83
Brown, Andrew .....	2015-16-17
Brown, Chris .....	1970-71-72
Brown, David E. ....	1989-90-91
Brown, Elliott .....	2017-18-20-21
Brown, Elton (Capt.) .....	2001-02-03-04
Brown, Gregory A. ....	1978
Brown, Kristie (Mgr.) .....	1979

Brown, J. D. ....	1913-15
Brown, Jamall .....	2015
Brown, Javaris .....	2009
Brown, Michael A. ....	2005-06
Brown, Philip .....	2004
Brown, Ray W. ....	1944-45-46-47
Brown, Roy E. (Capt.) .....	1986-87-88-89
Brown, Thompson .....	2011
Brown, W. ....	1923
Browning, Lee .....	1975-76-77-78
Browning, Skip .....	1974-75-76-77
Bryan, J. R. ....	1888
Bryan, Steve C. ....	1966-67
Bryan, T. (Mgr.) .....	1905
Bryant, Arthur H., Jr. ....	1937-38
Bryant, C. Edgar .....	1940-41-42
Bryant, Donald L. ....	1986-87-88-89
Bryant, Dre .....	2019-20
Bryant, Herbert .....	1929-30-31
Buchanan, Robert A. ....	1966-67
Buck, Harrison L. (Mgr.) .....	1928
Buczynski, Kenneth R. ....	1994-95
Budd, Michael L. ....	1977-78-80-81
Bullett, Marcus J. ....	1996
Bullington, R. M., Jr. (Mgr.) .....	1922
Bullock, Quanah .....	1984-85
Burbank, Ross (Capt.) .....	2012-13-14-15
Burd, Kristopher A. ....	2008-09-10-11
Burford, David G. ....	1962
Burge, W.Y. ....	1921
Burger, Raye A. (Capt.) .....	1931-32-33
Burkhalter, Susan E. (Mgr.) .....	1977-78
Burkley, Bob .....	1970-71
Burlington, George .....	1894
Burnett, Lucien D., Jr. ....	1943-44
Burnett, Muscoe .....	1920
Burney, Richard (Capt.) .....	2016-17-19-20
Burnim, Adrian V. ....	1995-97-98
Burns, John .....	1886
Burns, Robert .....	2013-14-15
Burns, Thomas D. ....	1991-92-93
Burrell, Denzel L. (Capt.) .....	2007-08-09
Burton, John L. ....	1952
Butler, Bradley J., Jr. ....	2003-04-05
Butts, Evan .....	2015-16-17-18
Byers, Emmanuel L. ....	2005-06
Byrd, Derick L. ....	1994-95-96
Byrd, Julian M. ....	1899
Byrd, Victoria D. (Mgr.) .....	2001
Byrd, William E., Jr. ....	1927-28-29-30
Byrne, Jeb .....	2014

### C

Cabbell, Robert L., IV .....	2008-09-10
Cain, Isaac .....	2009-10
Calamos, Jeff .....	1967-68
Caldwell, T. D. (Mgr.) .....	1932
Calfee, W. R. ....	1909
Calhoun, J. C. ....	1915
Call, Frank L., II (Capt.) .....	1956-57-58
Call, Robert .....	1979
Callinder, Rickey L. ....	1980-81-82-83
Calloway, Anthony .....	2016
Calvert, Robert A. ....	1916
Cameron, George .....	1929-30
Campbell, Braden .....	2002
Campbell, Eldridge .....	1922
Campbell, Jack .....	1948
Canady, Maurice .....	2012-13-14-15
Canale, Terry .....	1959
Candler, James .....	1957
Canevari, Robert .....	1957-58
Cantrell, Wayne E. ....	1945
Canty, Christopher L. (Capt.) .....	2001-02-03-04
Caplinger, Adam .....	2013
Caracciolo, Danny .....	2020-21
Carber, Ben .....	2002
Cardenas, Luis David .....	1985-86-87
Cardozo, Mosby G. ....	1938-39-40
Cardwell, B. Winston (Capt.) .....	1925-26-27-28
Cardwell, Vincent .....	1933-34
Cardwell, Victor O. ....	1982
Carey, Geoffrey .....	1991
Carey, Ronald (Capt.) .....	1987-88-89-90
Carlisle, Robert .....	1958
Carney, Alonzo B. ....	1897
Carnuche, Joe .....	1988
Carrington, A.B. ....	1916
Carrington, Edward (Capt.) .....	1964-65-66
Carrington, Jim .....	1968-69-70
Carrington, Richard A., Jr. ....	1920-21-22
Carrington, R. W. (Mgr.) .....	1910
Carroccio, Russell .....	1951





CHRIS CANTY

Chris Canty lettered from 2001-04 and was a mainstay on UVA's bowl teams in 2002, 2003 and 2004. He was a captain in 2004.


- Carroll, Linwood W., Jr. ....1981-84
Carter, Aubrey L. (Capt.)....1911-12-13
Carter, Darnell ..... 2010
Carter, Frederick D. ....1987-88
Carter, Jahmeer .....2020-21
Carter, Richard T. (Mgr.).....1967
Carter, Keenan .....2004-05-06
Cates, Brawner B., III (Trainer) ....1966
Cascella, Robert Jr. ....1967
Cascarano, Sean .....2010-12-13
Cash, D. Alvin .....1956-57-58
Casler, DeWitt B. (Mgr.).....1969
Catchings, Oliver W. (Capt.) .....1891-92
Cathey, Michael Ray .....1988
Caulk, Kelly F. ....1985-87
Cecil, B.R. (Capt.).....1908-09-10
Chalmers, Chayce .....2020-21
Chamoun, Fady E .....1997-98
Champlin, Tom .....1976-77-78
Chapin, Scott H. ....1983-84-85
Chaplin, James P. ....1990
Chatman, Ryan (Mgr.).....2003-04
Chester, Patrick L. ....1978-79-80-82
Childress, Daniel .....2009
Childress, Ryan W. ....2000-01-02-03
Childrey, Thurston (Mgr.).....2003-04-05-06
Childs, Darren J. ....2008-09
Chiles, John P. ....1964
Chisolm, William (Capt.).....1950-51-52
Choice, William, Jr. ....1900
Choma, John G. ....1975-76-77
Christ, Tommy .....2018-20
Christhill, Mark H. ....1969
Christhill, Stuart M. ....1961-62-63
Christian, Archer. ....1909
Chung, Julie (Mgr.).....2005
Churchman, Charles J. ....1916-19
Cikra, Jeffrey .....1973-74
Clardy, Carlton S., Jr. ....1977
Clark, Aaron J. (Capt.).....2007-09
Clark, Henry (Mgr.).....1950
Clark, John F. ....1920
Clark, William .....1998-99-00-01
Clarke, William B. ....1954-55-56
Clary, Antonio .....2019-20-21
Clay, Allen J. ....1943-44
Clay, Eric A. ....1985-86-87
Clements, Alan .....1970
Clifton, Davian. ....1987
Close, Oscar Thomas.....1927-28
Cocke, Paul Lee (Capt.).....1896
Cockrell, Ewing .....1894
Cockrill, A. ....1924-25
Coen, George W. ....1935
Cofer, Richard S., Jr. (Capt.).....1943
Coffey, Kevin .....1998-99-00
Coleman, Bryan .....1976-77-78-79
Coleman, H. W. (Capt.) .1913-14-15-16
Coleman, James. ....2015
Coleman, Lester.....2017-18
Coleman, Robert M. (Capt.)....1899-1900-01
Coleman, T.G. ....1915
Coles, George M. ....1931-32-33
Coley, Henry (Capt.) .....2011-12-13-14
Colleran, James .....1973-74-75
Collier, Harris T. (Capt.) .....1896-97-98
Collins, Brad M. ....1990
Collins, Louis .....1976-77-78-79
Collins, Nathaniel A. ....2006-07-08-09
Collins, Paul D. ....1987-88-89-90
Collins, Peter B. ....1992-93

- Condon, William J. ....1930-31-32
Connair, Paul.....1945
Conner, Andrews B., Jr. ....1935-36
Conner, Clyde R. ....1903
Conrath, Matthew F. ....2008-09-10-11
Constantine, Richard .....1966-67-68
Conte, Nicholas .....2015-16
Cook, Christopher O. ....2006-07-09
Cook, Kevin J. ....1986-87-88-89
Cook, Malcolm .....2017-18
Cooke, Mark .....1989-90
Cooke, Merritt, Jr. (Capt.) .....1903-04-05-06
Cooper, Anthony .....2012
Cooper, Charles C. ....1941-42
Copeland, James. ....1964-65-66
Copeland, William .....1973-74-75-76
Copper, Jon S. ....2005-06-07-08
Corley, Ralph A. III .....1965
Cornachione, Mike. ....1972-73-74
Corney, Trent .....2013-15
Corson, John J. ....1954-55-56
Costas, Stormy .....1970-71
Council, Walter W. (Capt.).....1902-03-04
Covington, Anthony L. ....1987-88-89-90
Covington, Jim .....1952
Covington, Maurice D. ....2006-07-08
Cowley, Tanner .....2016-17-18-19
Craft, Warren.....2016-17
Craig, Irvin .....1919
Craig, Ross W. ....1940-41
Crawford, Casey S. ....1996-97-98-99
Crawford, Kenneth .....1999-00
Crawford, Charles B. ....1905-07
Creekmore, Thomas A. ....1913
Crenshaw, Francis .....1940-41-42
Critchley, Craig A. ....1970-71-72
Croce, Vincent (Capt.) .....2014-15
Crocker, Joseph L. ....1993-94-95
Croft, Lawrence .....1966-67
Cross, De'Vante .....2017-18-19-20-21
Crowell, Angelo D. (Capt.).....1999-00-01-02
Crowell, Germane L. ....1995-96-97
Crum, William J. ....1940
Cuddy, Curtis Emory .....1924-25-26
Cubbage, Michael .....1969
Cunningham, Alexander .....1890-91
Cunningham, Ian-Yates .....2003-06-07
Cuozzo, Gary (Capt.) .....1960-61-62
Curry, Almondo A. (Capt.) .....2001-02-03
Curry, Bill A. ....1990-91-92-93
Custis, John (Mgr.).....1999
Cutler, Robert C. ....1932-33
Cwalina, Timothy .....2014
Cypress II, Fentrell .....2021

D

- Dabney, H. Slayton (Mgr.).....1996-97-98
Dabney, Virginus .....1896-1900
D'Acunto, Matthew A. ....1998-99
Daggett, William W. (Capt.).....1889-90
Dahlgren, J. Eric .....1972-73-74
Dahlgren, John B. ....1951
Daingerfield, J. K. ....1907-09
Daly, Raymond .....1983-84
Dandridge, Victor (Mgr.).....1959
Daniel, Edward M. ....1902
Daniel, Travis G. ....1927
Darby, Donald W. ....1923-24
Darden, Ronald C. ....2005
Darrington, Devin .....2021
Daugherty, G. (Mgr.).....1929
Dausch, Andrew W. ....1991-92-93-94
Davenport, Henry B., III .....1957
Davenport, Stephen R. (Capt.)....1935-36-37
Davidson, Bertram .....1922
Davis, Adrian A. (Mgr.).....1994
Davis, Chuck .....2018-19
Davis, Conner .....2012-13-14
Davis, E. ....1895-96-97-98
Davis, Edgar P. ....1983-84-86
Davis, Harrison P. III .....1971-72-73
Davis, James P., Jr. ....1971
Davis, John S., Jr. ....1921-22
Davis, Lavel, Jr. ....2020
Davis, Raymond W. ....1952
Davis, Richard J. ....1944
Davis, Robert E. ....1964-65-66
Davis, Roger .....1964-65
Davis, Stephen M. (Mgr.)....1993-94-95
Davis, Thierrien .....2004
Davis, Tyrone.....1991-92-93-94
Davis, William G. ....1969-70-71
Davis, William A. ....2002
Dawson, Jeffrey C. (Mgr.).....2000
Day, Richard W. ....1928-29
Dean, David (Capt.).....2013-14-15
Deane, Herbert D. ....1922
Debuskey, Merle.....1943

- DeButts, Richard F. ....1928
DeButts, William J. ....1929-30-31
DeGiorgi, John Albert .....1985
Detrick, William A. ....1922-23
Deke, Scott M. ....2008
Delaney, Brian .....2017-18-19-20
Delaney, Lindsay J. ....1980-81
de Laoreal, David .....2002-03
Delk, David L. ....1990
Dempsey, Arnold .....1958-59-60
Dempsey, Joel L. ....1985-86-87-88
Dennis, Bill .....1972-73-74
Depenbrock, John F., Jr. ....1963-64
Derey, Walter L. ....1994-95-96
Detrick, Jared B. ....2007-08-10
Devine, Derek .....2020
Devlin, Andrew C. ....2008
Deweese, Jake .....2020
Dial, John M. ....1931-32-33
Dias, Jermaine E. ....2004-05-06-07
Dickerhoof, Greg. ....1970-71-72
Dickerson, Dale A. ....1971-72-73
Dickerson, James S. ....1946-47
Dickey, Erwin, Jr. ....1939-40
Dickey, Larry .....1962
Diehl, John .....1955
Diffey, A. Carter (Capt) .....1923-24-25
Dingle, Antonio D. ....1995-96-97-98
Dinwiddie, Harry E. ....1936-37-38
Dismukes, Robert E. (Mgr.).....1931
Dittman, Bradley D. ....1997
Dixon, Mark K. (Capt.).....1990-91-92-93
Dixon, Tenyeh .....2019
Dockins, Kyle .....2013-14-15
Dodson, E. Griffith .....1905-06
Dodson, E. Griffith, Jr. ....1934
Dolce, John-Kevin (Capt.) ...2008-09-10
Dollin, Jeremy .....2013
Dombrowski, James (Capt.) ....1982-83-84-85
Donahue, Ian (Mgr.) .....1998-99-00
Donley, James T. ....1963-64-65
Donahue, Ian .....1999
Donohue, Duncan E. (Mgr.).....1995-96-97-98
Dooley, Derek V. ....1987-88-89-90
Dorsey, J. Mark, Jr. ....2002-03
Dotson, Demetrius J. ....1996-99-00
Doubet, Dennis .....1971
Dougherty, Michael .....1959
Doull, Ryan .....2014-15
Dowe, Michael .....1973-74-75
Dowling, Doni .....2014-15-16-17
Dowling, Ras-I (Capt.)...2007-08-09-10
Drewry, B. Leigh, Jr. (Mgr.) .....1977-78
Driver, James G. ....1910
Dubois, Hasise .....2016-17-18-19
Duckett, John A. ....1998-00-01
Duda, John P. (Capt.) .....1944-45-46
Duda, Patrick .....2009
Dudgeon, Henry M. ....1992
Dudley, Lee .....2019
Dudley, Thomas E. ....1942-46
Dudley, William M. (Capt.) .....1939-40-41
Duengel, Justin .....2020-21
Duffalo, Rick .....1972
Duffy, Terence J. (Capt.) .....1960-61-62
Dunn, C.Y. ....1929
Dunn, Joseph W. ....1919-20
Dunnagan, Darby J. (Mgr.).....2001-02-03-04
Dunphey, Robert .....1963-64-65
Duong, Vi Siu (Mgr.).....2000
Durbin, Bradley .....2002
Durham, Imhotep .....2004



PERCY ELLSWORTH

Safety Percy Ellsworth led the team with six interceptions as a first-team All-American in 1995 as UVA claimed its second ACC title.

E

- Early, Nathaniel B., Jr. ....1892-93
Echard, Thomas C. ....1930
Eck, Michael A. ....1982-83
Edgar, William J., Jr. ....1931-32
Edmonds, Gene H. ....1948
Edwards, Robert (Capt.) .....1958-59
Edwards, Thomas S. ....1937
Edwards, William C. ....1991-92-93
Egan, D. Cole .....1980
Ekejiuba, Isaiah .....2003-04
Elam, Robert A. (Mgr.).....1987-88-89
Eldridge, David .....2016
Elegbe, Akinwale O. "Wale" .....1996-97-98
Ellekes, James .....1953-54-55
Elliott, Carlton B. ....1947-48-49
Elliott, William, Jr. ....1891
Elliott, John S. ....1908-09
Ellis, Charles W. ....1944-45
Ellis, Daniel G. ....1999-00
Ellis, Jordan (Capt.) .....2016-17-18
Ellis, Justin M. (Mgr.) .....2000
Ellsworth, Percy D. ....1992-93-94-95
Elmer, James .....1903
Elson, T. Waverly, Jr. ....1898
Ely, Richard J. ....1936
English, Jack .....2014-15-16-17
Epps, C.J. ....2018
Ereso, Glenn L. (Mgr.) .....1993-94-95
Estes, A.N. ....1897
Estes, Patrick .....2001-02-03-04
Evans, Jerlon P. ....1999-00-01-02
Evans, Peyton R. ....1914
Ewers, Steven W. ....1988

F


- Fadden, Thomas .....1973-74-75-76
Fagan, Shane (Mgr.).....2002-03-04-05
Fahey, James T. (Capt.) .....1944
Fairbrothers, David L. ....2006
Falshaw, Lloyd T. ....1991
Fannon, Francis H. ....1954-55
Farinholt, Bart .....1980-81-82-83
Farrell, Bill .....1970-71-72
Farrell, Justin .....2021
Farrington, Mark .....2002-03
Farrior, James A. ....1993-94-95-96
Fassio, Danny .....1967-68-69
Faulconer, Hunter .....1927-28-29
Faulconer, Hunter, Jr. ....1959
Faumui, Aaron .....2018-19-21
Feagans, John .....1959
Fears, Eric .....1981-82-83
Fells-Danzer, Terence .....2009-10-11
Fenwick, Charles R. ....1920-22
Ferens, Joseph E. ....1969
Ferguson, D'Brickshaw .....2002-03-04-05
Ferguson, Eric (Mgr.) .....1999
Ferguson, Kevin .....1984-85-86
Ferrara, Albert E. ....1968
Ferris, Edward .....1959-60
Fetsko, John D. ....1986-87
Fetsko, Michael E. ....1985-86-87
Field, Alexander M. ....2007-08
Fielder, Craig J. ....1986
Fields, Dennis L. ....1986
Fields, Malachi .....2021
Fieler, Jake .....2016-17-18
Fink, Joseph K. ....1926
Finkelston, Tim .....1986-87-88-89
Finkelston, Tucker .....2020-21
Finlay, Robert .....1943
Finley, Edward .....1910-11-12
Finn, Jacob .....2021
Firesheets, Linda R. (Mgr.) .....1981-82
Fischer, Stanford S. ....1959-60-61
Fisher, Duane R. ....1998-99
Fisher, J. Nikki .....1988-89-90-91
Fitch, Cameron .....2013-14
Fitzgerald, Jeffrey L. ....2006-07
Fitzgerald, Harvie (Mgr.) .....1951-52
Fleming, Carl, Jr. ....1936-37
Flipping, Harrison F. ....1927-28
Flock, George A. ....1931
Flow, Donald E. ....1974-75-76
Floyd, Earle N. (Mgr.).....1908
Fogg, Richard E. ....1959
Foley, Randy .....1990-91
Ford, John .....1984-86-87-88
Ford, Pat .....1984
Ford, Thomas A. ....1950-51-52
Foreman, Tyree L. ....1999-00-01
Fortin, Matthew .....2011-12-13
Foster, Henry P., Jr. ....1921-22-23
Foster, Joshua D. (Mgr.).....1995-96-97-98-99
Fracker, Lee S. ....1959
Franklin, Anthony I. (Capt.) ....2003-04-05-06
Fray, Samuel B. ....1945-46



# VIRGINIA

2022 UVA FOOTBALL

Frazier, William L. ....	1981-82-83-84
Frederick, T. Michael (Capt.) ..	1991-92-93-94
Freedman, Beth H. (Mgr.) ...	1994-95-96
Freedman, Paul .....	2010-11-12
Freeman, Robert .....	1960-61-62
Frerotte, Albert G. ....	1938-39-40
Freshour, Michael L. (Mgr.) .....	1990-91
Friedberg, Samuel .....	1925-26
Frizzell, H. Lockwood (Capt.) .....	1946-47
Frost, Charles M. ....	1924
Fryberger, Philip K. ....	1933-34
Frye, Ian .....	2012-13-14-15
Fuller, F.L. ....	1891
Fuller, Jason L. ....	2008
Fuller, Robert P. ....	1941
Fulp, Kenneth B. ....	1974-75-76-77
Fulton, James J. ....	1896
Furst, Gerald .....	1950-51-52



**SCOTT GARDNER**

Scott Gardner led the ACC in passing and total offense in 1973 and 1975 and graduated as UVA's all-time passing leader.

<b>G</b>	
Gaalaas, Trygve L. (Mgr.) .....	1988
Gahm, Matt .....	2018-19-20
Gallo, Gregory .....	2013-14
Galloway, Christopher B. ....	1991
Gaffney, John F. ....	1986
Garcia, Rafael .....	1993-94-95-96
Gardner, Ross .....	2017
Gardner, Scott (Capt.) ..	1972-73-74-75
Gardner, Tyrus W. ....	2004-05-06
Garner, Kirk .....	2014-15-16-17
Garner, W. Glover .....	1952
Garr, William R. (Mgr.) .....	1991
Garren, Harold A. ....	1983-84-85
Garrett, A. Randolph .....	1934
Garnett, Alex Y. P. ....	1905
Garno, Edmund F. ....	1989-90-91
Garrett, E.E. ....	1889
Garriot, Richard .....	1965
Garth, William .....	1890-91
Gassert, Ronald E. (Capt.) ..	1959-60-61
Gathman, David B. ....	1994-95
Gatling, Herman D., Jr. ....	1952-54
Gay, Peter A. ....	1951-52
Gearhart, Paul T. (Mgr.) .....	1985
Gehr, Harry .....	1971-72
Gehring, Doug .....	1972
Gentry, Fenton A. ....	1931
George, Charles T. (Capt.) ..	1937-38-39
George, Woodruff, Jr. ....	1936-37-38
Gerczak, Brian K. ....	1991-92-93
Gerstle, Harry L. ....	1899
Geyer, Horace, Jr. (Capt.) ..	1908-09-10
Gianakos, Nicholas, C. ....	1938-39-40
Gianakos, John C. ....	1944-45
Gibson, Albert D. (Mgr.) .....	1996-97
Gibson, Kareem .....	2016
Gill, Bernard A., Jr. ....	1948-49
Gillette, James T. ....	1913-14
Gillette, James T., Jr. (Capt.) ..	1937-38-39
Gillette, R. Turnbull .....	1941-42
Gilmer, Thomas W. (Capt.) ..	1888
Glagola, Doug .....	1988
Glagola, Paul (Student Asst.) ..	1995
Glaser, Chris .....	2017-18-19-20-21
Glasper, Derrick L. ....	1975-76-77-78
Gaspy, Byron R. ....	2005-06-07-08
Glassic, Thomas (Capt.) ..	1972-73-74-75
Glauber, Robert .....	1926
Gloth, William C. (Capt.) ..	1906-07-08
Glover, Jerry V. ....	1981-82
Godfrey, Gregory H. ....	1971-72

Goldberg, Boris S. ....	1947-48-49-50
Golden, Kenneth E. ....	1971
Gollinge, Paul J. ....	1988
Gomolak, Gary .....	1978-79
Gonyo, Jerry .....	1959
Gooch, Miles. ....	2011-12-13-14
Gooch, Robert K. ....	1911-12-13-14
Gooch, Stapleton D. ....	1909
Gooch, Stapleton D., Jr. ....	1932
Gooch, William S. ....	1916
Goode, Darren A. ....	1981
Goodhue, J. Forrest .....	1911
Goodman, Bobby .....	1991-92
Goodman, Frank S. ....	1944
Goodwin, E. Howard .....	1939-41
Goodwin, W. C. ....	1916
Goodwyn, Benson L. ....	1988-89-90
Gorbett, Walter T. ....	1945-46
Gormley, William J. ....	1981
Gorham, Chris R. ....	2005-07
Gosney, Luther S. ....	1938
Goss, George T. H. ....	1971
Goss, Jon .....	2013
Gottschalk, Sean P. ....	2007
Gould, Christopher M. ....	2004-05-06-07
Gould, Kevin (Capt.) .....	1984-85-86
Graham, David (Capt.) .....	1957-61-62
Graham, Robert S. ....	1904-06
Granger, Gordon IV .....	1951-52
Grant, Nick .....	2017-18-19-20-21
Grant, Sharp .....	1910
Gravatt, John S. E. ....	1930-31
Gravatt, William M., Jr. ....	1939-40
Gravins, John J. III .....	1958
Gravins, Thomas .....	1957-58-59
Gray, Arthur P. ....	1966-67
Gray, Brian (Mgr.) .....	2007
Green, Donny J. ....	1997-98-00
Green, Jared P. ....	2008-09-10
Greene, J. David .....	1998-99-00-01
Greene, John M. ....	1962-63
Greenleaf, John J. (Mgr.) .....	1901
Greenway, Addison W. ....	1889-90-91
Greenway, John C. ....	1890
Greer, Steve (Capt.) .....	2009-10-11-12
Greggs, Durwin D. ....	1986-87-88-89
Grier, Andre .....	1976-78-79
Griese, Robert S. ....	1988-89-90
Griffin, Malcolm .....	1898-99
Griffin, Nash .....	2017-18-19-20
Griffith, C. Travis (Capt.) ..	1996-97-98-99
Griffith, Edmund B. ....	1981
Griggs, David W. (Capt.) ..	1985-86-87-88
Griggs, Thomas J. ....	1960-61-62
Griggs, William E., III .....	1981-82-83
Grimes, George .....	1942-46-47
Grinnell, David .....	1979
Griswold, William H. ....	1952
Grobe, Jim .....	1973-74
Groh, Albert, Jr. ....	1965
Groh, A. Michael, III (Capt.) ..	1994-95
Grover, Robert N. ....	1894-96
Gruber, Dave .....	1970
Grywatch, Trevor .....	2011
Gulaskey, Joseph, W., IV .....	1980-81-82
Gunby, John K. (Mgr.) .....	1916
Gunderman, Robert E. ....	1954-55
Gustafson, Robert E. ....	1969-70-71
Gut, Robert E. ....	1951-52-53
Guttman, Bernard .....	1943
Gwynn, Dallas E. ....	1962-63-64

<b>H</b>	
Hamblen, Lapsley .....	1948
Hackemer, Dean F. ....	1986



**BYRON GLASPY**

Byron Gaspy lettered from 2005-08 for the Cavaliers as a fixture in the Virginia secondary for head coach Al Grah.

Hackworth, Dennis .....	1973-74-75
Hagan, Thomas J. ....	2002-03
Hagans, Marques T. (Capt.) ..	2002-03-04-05
Hager, J. F. ....	1916
Hagy, Jesse .....	1953-54-55
Haines, Innes C. ....	1937-38-39
Hairston, Eric .....	1987
Hale, Charles .....	1973-74-75
Hale, David A. ....	2004
Haley, Dennis .....	2003-04
Hall, Alexander .....	2004
Hall, Bryce (Capt.) .....	2016-17-18-19
Hall, David M. ....	1979-80
Hall, Joseph M. (Capt.) ..	1987-88-89-90
Hall, Mark .....	2014-15-16
Hall, Thomas S. ....	1920-21-22-23
Hall, Vicqual R. (Capt.) ..	2006-07-08-09
Hall, W. ....	1889
Hallett, Horace S. ....	1932-33-34
Hamilton, Frank L. ....	1959-60
Hamilton, Marcus C. (Capt.) ..	2003-04-05-06
Hamm, Daniel .....	2014-15-16-17
Hammer, Charles A. ....	1966-67-68
Hammond, Darryl .....	1986-87
Hanback, Eli .....	2016-17-18-19
Hankins, Langdon .....	1919-20-21
Hannig, Thomas L. (Mgr.) ..	1987-88-89
Hanretty, John J. ....	1937
Hansen, Louis .....	1950
Hanson, Jere .....	1943
Harbison, Clinton M., Jr. ....	1940
Harding, Charlie .....	1950-51-52
Hardaway, Robert B. ....	1949
Hardy, M. Jermaine (Capt.) ..	2001-02-03-04
Harkleroad, Patrick C. ....	1992-94
Harold, Eli .....	2012-13-14
Harper, Frederick .....	1892-93
Harris, Anthony (Capt.) ..	2011-12-13-14
Harris, Arlen Q. ....	1999-00-01
Harris, Arthur B. ....	1901
Harris, Arthur H. ....	1921
Harris, Billy (Mgr.) .....	1952-54
Harris, Eric .....	1972
Harris, Frank C. ....	1901-02
Harris, Floyd M. ....	1927
Harris, James N. ....	1980-81-82
Harris, Jonathan C. ....	1993-94-95-96
Harris, L. Peyton .....	1938-39
Harris, M. Antwan .....	1996-97-98-99
Harris, M.K. ....	1910
Harris, Randall .....	1964-65-66
Harris, Stuart H. Jr. ....	1951-52
Harris, Tim .....	2013-14-15-18
Harris, William H. Jr. ....	1931-32-33
Harris, William K. ....	1977
Harris, W. W. ....	1912
Harrison, Christopher A. ....	1991-92-94-95
Harrison, H. Preston .....	1951-52-53
Harrison, Jalen .....	2020
Harrison, M. Ponder .....	1980
Harrison, Robert E., Jr. ....	1921
Harrison, T.C. ....	2019-20-21
Harriss, M.K. ....	1909
Hart, Charles J. ....	1964-65
Hartwell, Herbert R. ....	1953-54-55
Harvey, F. (Mgr.) .....	1951-52
Haser, James J. ....	1964
Haskell, Charles C. ....	1899-1900
Haskell, Sandford .....	1934-36
Haskins, Bobby .....	2018-19-20-21
Hathaway, Edwin J. (Mgr.) ..	1920
Hawes, R. N. (Mgr.) .....	1925
Hawkins, Ahmad R. ....	1997-98-99-00
Hayes, J.J. ....	1921
Hayman, Reuben R. ....	1924
Haynes, Jason M. (Mgr.) ..	1985-86-87-88
Hayward, Sam .....	2016
Heald, Wister M. ....	1903
Heath, Bryan W. ....	1991-92-93-94
Heilman, Graham M. ....	1937
Hedges, Halstead S. ....	1890-91
Heidel, Charles F. (Service) ..	1980
Heim, Joshua (Mgr.) .....	2004-05-06
Helman, Gary E. (Capt.) ..	1969-70-71
Henderson, Russell M. ....	1975-76-77-78
Henry, Ra'Shaun .....	2020-21
Hepler, John D. ....	1961-62-63
Hess, David (Mgr.) .....	1997-98-99
Hewitt, James S. ....	1911
Heyward, Clinch .....	1968-70
Hickman, William K. ....	1944-46-47-48
Hicks, Curtis N. ....	1991-92-93-94
Hicks, George I., Jr. ....	1892-93-94
Hicks, Preston W. ....	1986-87-88
Hill, Braxton .....	1965-66-67
Hill, D.J. ....	2011-12-13-14
Hill, Julien Harrison .....	1897
Hill, William M. (Capt.) ..	1940-41-42
Hill, William (Capt.) .....	2010-11-12
Hillebrand, H. T. ....	1888

Hillman, D. Scott .....	1982-83-84-85
Hinkebein, Christopher .....	2009-10-11
Hitchcock, Bryan S. ....	1982-83-84
Hitt, John Andrew .....	1974-75-76
Hoak, Harold G. ....	1950-51-52
Hoback, William W. ....	1937
Hobson, Alexis, C. ....	1900-01
Hodge, John H. ....	1939
Hodges, Jacob (Mgr.) .....	2008-09
Hodges, Jacob .....	2010-11-12
Hodges, Thomas B. ....	1963-64-65
Hoffarth, James D. ....	1961-62
Hoffer, Stephen J. ....	1954
Hoffman, Andrew .....	2002-03-04
Hofheimer, Al G. ....	1927
Hoge, Peyton H. III .....	1934-35
Hogg, Ben .....	2018-19
Holladay, Edwin W. ....	1907-08-09-10
Holland, Howard A. ....	1923-24-25
Holland, Kara (Mgr.) .....	2002-03-04
Holland, Nathaniel L. ....	1926
Hollier, Darnell L. ....	1999
<b>Hollins, Mike .....</b>	<b>2019, 2021</b>
Holmes, Larry M. ....	1990-91-93
Holoman, Bryan K. ....	1978-79-80-81
Holz, John W. ....	1944-45
Honaker, Samuel W. ....	1906-07-08-10
Hopkins, Charlie .....	2015
Hoppe, W. Joseph .....	1966-67-68
Horn, James E. ....	1986
Horne, Raynard J. ....	2008-09-10
Horsley, Shelton, III .....	1945
Hoskey, DreQuan .....	2011-12-13-14
Hottowe, J. Daniel .....	1975-78
Houston, Augustus W., Jr. ....	1902
Howell, Jimmy .....	2008-09-10-11
Hoxton, Archibald R. ....	1895-96
Hrica, Leonard .....	1962-63-65
Hubbard, Garland Reid .....	1923
Huddleston, James W. ....	1982-83-85
Hudson, Edward .....	1976-77-78-79
Huffman, Grant B. Jr. ....	1978
Hughes, Connor .....	2002-03-04-05
Hull, George F. ....	1903
Hummel, William T. ....	1979-80
Hunt, Robert W. ....	1996-97-98
Hunter, Reuben (Mgr.) .....	2004-05-06
Hunton, Richard O. ....	1959
Hurt, Robert H. ....	1942
Hurst, Harry H. ....	1981-82
Hushion, John B. ....	1925-26-27
Husted, Michael J. ....	1989-90-91-92
Hutter, Quintus .....	1925-26-27
Hylton, Vivian .....	1958
Hyson, James C. ....	1979-80-81-82

<b>I</b>	
Inderlied, Mark .....	1987-88
Inman, Dontrelle J. ....	2007-08-09-10
Isabelle, Yubrenal T. (Capt.) ..	1998-99-00
Isaiah, Brandon .....	2002-03-04
Izlar, Paul R. P. ....	1977




**THOMAS JONES**

Thomas Jones led the ACC in rushing in 1998 and 1999 and finished his career as UVA's all-time leading rusher with 3998 yards.

<b>J</b>	
Jackson, Alan K. ....	1974-75
Jackson, B. Lowndes .....	1895
Jackson, Jamaal K. ....	2005-06-07
<b>Jackson, Nick .....</b>	<b>2019-20-21</b>
Jackson, Rashawn L. ....	2006-07-08-09
Jackson, Ryan .....	1984-85-86-87



Table listing football players and their years, including Jackson, Yusef D., James, Philip Randolph, Jamison, Robert Scott, etc.



RYAN KUEHL

Ryan Kuehl was a three-year starter at defensive tackle from 1992-94 and finished his career with 148 tackles and 11 quarterback sacks.

K

Table listing football players starting with K, including Kamfjord, Jan, Kaminer, Glen A., Kane, Raymond J., etc.

Table listing football players from Keiningham, Charles L. to Kuyk, F. Goodwyn.


L

Table listing football players starting with L, including Lacey, Jim, Laciika, Mike, Laffey, Thomas V., Jr. (Mgr.), etc.

Table listing football players starting with L, including Lankford, Menalcus, Lansman, Howard, Latimore, Darius, etc.

M

Table listing football players starting with M, including MacConnell, John, MacDonald, Alexander (Mgr.), MacGregor, Malcolm (Capt.), etc.



LESTER LYLES

A three-year letterman at safety, Lester Lyles was a senior tri-captain on UVA's Peach Bowl championship team in 1984.

Table listing football players starting with M, including Marshall, Brendan, Marshall, C. Taylor, Marshall, John Ashby, etc.



McKinney, Daniel (Mgr.).....	2008
McKiver, Samuel A.....	1994-95-96
McLaughlin, Lee M. (Capt.)	1938-39-40
McLaughlin, Tucker M.....	1954-55-56
McLeod, Rodney (Capt.)	2008-09-10-11
McMahon, Christopher C.....	1982-83-84
McMeans, Keith.....	1987-88-89-90
McMerns, E. (Mgr.).....	1913
McMullen, Billy (Capt.)	1999-00-01-02
McNeal, Andre C.....	1995-96
McShane, James.....	1957-58
McSweeney, Patrick.....	1963
McWeeny, Colin T.....	1999-00
McWilliams, Dave.....	1967
McWilliams, Myron.....	1961-62-63
Meacham, Francklyn A. (Capt.)	1888
Meade, Kendall L.....	1994
Meade, Robert.....	1973-74-75
Meador, John P.....	1944
Meadows, Owen C., Jr.....	1940-50-54
Medley, Darrell S.....	1993-94-95-96
Mehalick, Joseph (Capt.).....	1951-52-53
Meighen, James.....	1964-65
Mejia, A.J.....	2017-20
Mendez-Zfass, Zachary.....	2009
Menik, Ronald P.....	1956
Menzer, Elward H.....	1959-60-61
Merica, W. Chad (Mgr.).....	2005-06-07
Merrick, Nicholas A.....	1981-82-83-84
Merritt, L. Kent.....	1971-72-73
Merritt, Richard H. (Mgr.).....	1924
Mercogliano, Jennifer A. (Mgr.)	1992
Mextorf, Kenneth R.....	1980
Meyer, Russell H.....	1975-76
Michaels, Kevin.....	1970-71-72
Michels, Richard.....	1944-47-48-49
Michie, Addenell H. (Capt.)	1919-20-21
Middleton, James E.....	1939
Mifflin, Edward L., III.....	1945
Mihalik, Matt.....	2009-11-12
Mihota, Anthony.....	2010-11
Mikeska, Matthew J.....	1990-91-92-93
Miles, Connor.....	2010
Miles, Frederick B.....	1981-82
Miles-Redmond, Andre.....	2015-16
Milien, Max.....	2010-11
Miles, Kenneth O.....	1989-90-91-92
Millard, J. Kelly.....	1973
Miller, David S.....	1966
Miller, G. Brown.....	1888-89
Miller, E. Heath (Capt.).....	2002-03-04
Miller, James H.....	1945
Miller, Llewellyn (Mgr.).....	1926
Miller, Mark H.....	2002-03-04-05
Miller, Robert.....	1949-50-51
Milliken, Charles.....	1892
Milne, Alan R.....	1946-47-48
Minahan, Moe (Mgr.).....	1972-73
Minear, Chris.....	1986-87
Mines, Fontel A.....	2003-04-05-06
Mines, Stuart.....	1984-85-86
Minnifield, Chase O.....	2008-09-10-11
Minor, Philip Lee.....	1943
Minter, Albert.....	1950-51
Minton, Julius A., III.....	1968-69-70
Mirman, William S.....	1939-40-41
<b>Misch, Grant.....</b>	<b>2019-20-21</b>
Mitchell, Hayden.....	2019-20-21
Mizzell, Taquan.....	2013-14-15-16
Modlin, Charles.....	1952-53-54
Moeller, Trey.....	2002



**CHUCK MOOSER**

Chuck Mooser lettered at flanker from 1968-70. He was also an excellent return man who led the team in punt returns in 1968 and '69.

Molinari, Larry.....	1963-64-65
Moncure, Eustace C.....	1936
Mongomer, Colin T.....	1934
Monk, Brian M. (Mgr.).....	1992
Montanez, Javier.....	1984-85
Montelus, John.....	2017
Montgomery, Eric (Mgr.).....	2006-07-08
Montgomery, George W., Jr.....	1900



**RANDY NEAL**  
Randy Neal lettered from 1991-94 and served as a captain for the Cavaliers.


Montgomery, Scott.....	1967
Monroe, Eugene C.....	2006-07-08
Moomaw, D. Clovis.....	1909
Moon, Tim.....	1976-77-78-79
Moon, Tracy, Jr.....	1975-76-78
Mooney, Caitlin (Mgr.).....	2006
Mooney, Michael.....	2013-14-15-16
Moore, Alexander W.....	1896
Moore, Baxter S.....	1901
Moore, Chris.....	2016-17-19
Moore, Claude.....	1914-15
Moore, G. W.....	1898
Moore, Herman J.....	1988-89-90
Moore, Keenan.....	1976-77
Moore, Kwontie.....	2012-14-15
Moore, Mike.....	2012-13-14-15
Moore, Shawn (Capt.).....	1987-88-89-90
Mooser, Charles E.....	1968-69-70
Moran, Henry A.....	1960-61-62
Morgan, James.....	1965-66
Morgan, Kevin A.....	1985-86-87-88
Morley, Ronald.....	1973
Morris, Benjamin.....	1895
Morris, Francis S.....	1974-75-76
Morris, Jerome D.....	1974-75-76-77
Morris, Tim.....	1986-87-88-89
Morrison, James (Capt.).....	1896-1897
Morrison, Wayne.....	1979-80-81-82
Morrow, Jeff.....	1976-77-78-79
Morse, Mason H.....	1938-39-40
Morse, Steven B.....	1981-82-83-84
Moses, Morgan.....	2010-11-12-13
Morton, Kenneth Roe.....	1933-34
Moschel, Frederick (Capt.).....	1968-69
Moser, Carl H., III.....	1957
Mosley, Corey A.....	2008-09-10-11
Moss, Roger.....	1987
Moss, Steven.....	2017
Moss, Timothy L.....	1989-90
Motley, Hunter C. (Capt.).....	1928-29-30
Mott, Charles J.....	1947-48-50
Moye, Juwan.....	2016-17
Moyer, Fred M.....	1952-53-54
Mudd, Robert H.....	1894
Muha, Jon A.....	1983-84-85
Mullins, Gerard (Capt.).....	1971-72-73
Mullins, Michael D.....	2000-01-02
Mundy, Aaron A.....	1990-91-92-93
Munger, Eugene, Jr.....	1933
Munhall, Herbert N., Jr.....	1941-42
Muntz, John R.....	1981-83-84
Murden, Craig S.....	1986-87
Murden, Raymond L.....	1939-40
Murphy, M.H.....	1909-10
Murphy, Matthew, H.....	1908-09
Murphy, Terrence T.....	1904-05
Murray, Jack F.....	1941-42
Murray, Albert Quentin (Capt.).....	1978-79-80
Musselman, Brian S. (Capt.).....	1978-79-80
Myers, Douglas G.....	1930-31
Myers, Francis H. (Mgr.).....	1968
Myers, Joseph G.....	1949-50
Myers, Robert B.....	1906-07
Myers, Richard.....	1962-63-64

<b>N</b>	
Nagy, Kent (Mgr.).....	1998-99-00-01
Nagy, Louis K. (Mgr.).....	1995-96-97-98
Nalle, Brodie C., Jr.....	1897-99-1900
Naponick, John.....	1965-66-67
Neal, Randy P. (Capt.).....	1991-92-93-94
Neely, Robert L.....	1992-93-94-95
Neely, Sidney M. (Capt.).....	1889
Neff, George F.....	1942-46-47
Neff, John H. (Capt.).....	1906-07-08
Neff, John H., Jr.....	1940-41
Neidbala, Joseph.....	1953-54
Neilson, Timothy (Mgr.).....	1986-87-88
Nelson, Bill (trainer).....	1976-79
Nelson, Brenton.....	2017-18-19-20
Nelson, H.....	1891
<b>Nelson, Ryan.....</b>	<b>2018-19-20-21</b>
Nelson, Stephen M.....	1975
Nemeyer, Michael J.....	1980
Nesbit, Harrison.....	1947-48-49-50
Neustedter, LeRoy W.....	1939-40-46
Newby, Shernard C.....	1999-00-01-02
Newell, Joseph (Mgr.).....	1951
Newhall, Mike (Capt.).....	1976-77-78-79
Newman, Campbell.....	1919-20
Newmyer, Armand.....	1943
Newsome, Kenneth R.....	1977-78-79-80
Nicholson, Demetrious.....	2011-12-13-15
Niklason, Don D.....	1940-41-42
Nisi, John T. (Mgr.).....	1995
Nistad, Peter J.....	1936-37-38
Nixon, Mario.....	2015
Norfleet, Paul J.....	1899
Norfleet, Stan.....	2002
Norton, E. Hope.....	1892
Norton, Jim.....	1963-64
Nowocin, Joshua M.....	1995

<b>O</b>	
Obasi, Ugo.....	2018, 21
Oluwatimi, Olusegun.....	2019-20-21
Ober, Delancey R.....	1937
O'Connor, Timothy P.....	1986-87-88-89
Oden, Brian.....	2010-11
Odenheimer, Freyhan.....	1929
Odom, Frank.....	1943
Oehmig, Daniel W.....	1941
Ogletree, Kevin.....	2006-08
O'Grince, Sylvester H.....	1938-39-40
Olanrewaju, Sadiq.....	2013-14
Old, William W., Jr. (Mgr.).....	1895
Olderman, Robert B. (Capt.).....	1982-83-84
Olsen, Christian (Capt.).....	2004-06
Omohundro, Buddy.....	1989-90-91
Oppleman, Isadore P.....	1920-21
Orrick, Norwood.....	1930
Osissek, Stephen F.....	1948-49-50
Outten, Harold.....	1955-56-57
Owen, Bryan F.....	1995-96-97
Owens, Gregory R.....	2000
Ozdowski, Mike (Capt.).....	1973-74-75-76

<b>P</b>	
Paczkowski, Robert M.....	1966-67-68
Page, Bobby (Mgr.).....	1952
Page, Boyd.....	1967-68-69
Page, R. P. Jr. (Mgr.).....	1889
Palmer, George C., II.....	1939-40-41
Palmer, Martin.....	1944
Palmore, Edward "Bo" (Mgr.).....	2006-07-08
Palumbo, Joseph C. (Capt.).....	1949-50-51
Pankey, Hugh B.....	1910
Papit, John (Capt.).....	1947-48-49-50
Parcells, Douglas.....	1973-74-75
Parham, Kayode B. "Kai".....	2003-04-05
Parker, Donald (Capt.).....	1964-65-66
Parker, Michael B.....	2007-08-10
Parks, Kevin (Capt.).....	2011-12-13-14
Parlow, Milton A.....	1941-42-45
Parr, Zane.....	2009-10
Parrish, Robert L. (Mgr.).....	1898
Parrish, William J.....	1919
Parrish, William J.....	1944-45-46
Parsons, W. Keith (Mgr.).....	1996-97
Parziale, Benjamin A.....	2006
Pasztor, Austin W.....	2008-09-10-11
Pate, Bobby.....	1950-51-52
Patton, Tom.....	1967-68-69
Paul, Gladimir.....	2018
Paul, John.....	1904
Paxton, William W.....	1928-29
Payne, Keith J.....	2007-10
Peace, Chris (Capt.).....	2015-16-17-18
Peacock, Jamari.....	2017-18-19
Pearce, Horace.....	1943
Pearce, Stanley D.....	1897-98
Pearman, Alvin.....	2001-02-03-04

Pearson, Hunter.....	2021
Pearson, James R., Jr.....	1989-90
Peerman, Cedric E. (Capt.).....	2005-06-07-08
Peete, Rickie.....	1990-91
Pendleton, Samuel T.....	1926-27
Pennel, Billy M.....	1946-47
Penton, John A. (Capt.).....	1891-92
Percy, Leroy D. (Mgr.).....	1990
Perkins, Bryce (Capt.).....	2018-19
Perkins, Rayotis.....	1984-85-86
Perry, Bruce H.....	1962-63
Perry, Vergil E.....	1945
Pertile, Brandon.....	2017
Petrilli, Benjamin A.....	1954
Petite, Maggie (Mgr.).....	1983-84-85-86
Pettine, Michael M.....	1986-87
Petty, Howard C., Jr.....	1983-84-85
Peyton, Charles G.....	1926
Peyton, John Lewis.....	1929
Pfabe, Samuel J. (Capt.).....	1974-75-76-77
Phelan, Stephen S., Jr.....	1994-95-96-97
Phelps, Brandon.....	2011-12-13-14
Phelps, Gary A.....	1982-83
Phillips, John.....	2004-05-06
Phillips, John "Colter".....	2009-10-11-12
Phillips, John M. (Capt.).....	2005-06-07-08
Phillips, Levit L. (Mgr.).....	1914
Phillips, Theodore.....	1925-26
Phipps, Paul.....	1951-52-53-54
Pickett, John.....	2011
Pickett, William V.....	1945
Pierce, Kurt.....	1978-79-80
Piker, Edward P. Jr.....	1974
Pillon, Charles G.....	1942
Pincavage, John (Capt.).....	1963-64-65
Pinder, John B.....	1930-32
Pinigis, Edwin J., III.....	2005
Pinkerton, Bledsoe C.....	1926-27-28
Pittman, Malcolm J.....	1981-82-83-85
Plank, Park S.....	1961
Poates, Kenneth.....	1964-65-66
Poque, Robert.....	1953-54-55
Poindexter, Anthony (Capt.).....	1995-96-97-98
Polfelt, Erik A. B.....	1979-80-81
Poljan, Tony.....	2020



**ALVIN PEARMAN**  
Alvin Pearman lettered from 2001-04. Pearman's 223 rushing yards versus Duke in 2004 was the second most in UVA history.

Pollard, John B.....	1902-03-04
Polzer, Fred.....	1955-56-57
Polzer, John (Capt.).....	1953-54-55
Pomper, Brian.....	2012
Pond, John.....	2014-15
Ponder, Johnny L.....	1997-98
Pope, Micajah.....	1893-94
Pope, Monsanto (Capt.).....	1998-99-00-01
Popeck, Anthony.....	1965-66
Popowski, Daniel H.....	1981
Porter, Doug.....	1984
Poss, Charles E.....	1930-31-32
Porter, Jeffrey H. (Mgr.).....	1992-93-94
Potter, Robert (Capt.).....	1951-52-53
Potter, Steve (Capt.).....	1976-77-78-79
Potts, Allen.....	1888
Powell, Gregory W.....	1992-93-95
Powers, Jack.....	2016
Powers, Stewart.....	1973-74-75-76
Pratt, Darnell.....	2019
Preston, Charles E.....	1995
Preston, Robert S., Jr.....	1938-39
Preston, William R.....	1940-41
Price, Lawson C.....	1893-94
Pritchard, Karl C.....	1902
Pritchard, Leonard G.....	1988





Probst, Mark	1965
Proctor, RJ	2016-17-18
Pruner, James F.	1974-75
Prusmack, Robert	1963-64-65
Pugh, James C.	1952-53-54
Purvis, Claude E.	1933

**Q**

Quarles, Willard	1933-34
Quayle, Frank J.	1966-67-68
Quigley, Matthew J.	1988-89-90-91
Quillen, Ray	1951-52-53-54
Quinn, Timothy J.	1974-75-77
Quiroga, Michelle (Mgr.)	2007-08

**R**

Rainey, Kelvin	2013-14-15-16
Rainey, John	1972-73
Rainer, Jami'h R.	1996-97-98
Rainer, Wali R.	1995-96-97-98
Raines, Troy C.	1993
Raley, Jeremy J.	1993-94-95-96
Ralston, Jim	1967
Ramsburg, Jess	1893-94
Ramsey, R. Wagner	1974-75-76
Ramsey, Richard H.	2000
Randle, Ulmo (Sonny)	1956-57-58
Randolph, Angus C.	1907
Randolph, Oscar	1903-05-06
Randolph, Richard D.	1913
Randolph, Robert	2009-10-11
Raney, George Pettus, II	1924
Rannigan, Bob (Capt.)	1967-68-69
Rathburn, Kenneth C.	1939
Ray, J. V. (Capt.)	1913-19
Rayder, Shawn M.	1979-82
Raymond, Christopher	1974
Rea, William J.	1942
Reardon, John W.	1942
Reaves, Darryl A.	1981-82
Redd, Vincent A., II	2004-05
Redmond, James S.	1989
Redmond, Jordan	2018, 21
Redus, James B.	1911-12-13
Reed, Joe	2016-17-18-19
Reed, Samson	2021
Reid, Albert	2015-16
Reid, Daniel L.	1993
Reid, James J.	1990-91-92-93
Reid, Paul (Capt.)	1968-69-70
Reid, Thomas N.	1888
Reinkenmeyer, Dillon	2017-18-19-20
Reiss, Cruther E.	2008
Reiss, Lewis G. (Capt.)	1930-31-32
Renfrow, Justin	2012
Renolds, John (Mgr.)	1948
Reutlinger, Albert F.	1936-37
Reve, Paul	1966-67-68
Revas, Stuart H.	1944
Reynolds, Donald D. (Capt.)	1988-89-90-91
Reynolds, E. Allen	1956-58
Reynolds, Ed R.	1979-80-81-82
Reynolds, James M.	1924-25
Reynolds, La Roy (Capt.)	2009-10-11-12
Rhett, Leigh C.	1942
Rhodes, Adam	2004
Rhodes, C.E.	1994-95
Riccardi, Richard G. (Capt.)	1980-82-83
Rice, Antonio J. (Capt.)	1982-83-84-86
Riccio, Kevin M.	1980-81-82
Rice, Maynard	1958
Richards, William H.	1968
Richardson, Clifton	2011
Richmond, Robert (Mgr.)	1997-98-99
Riddlebarger, Robert P.	1990-91-92
Ridgely, Nick	1964
Riggin, Horace	1953
Rinehart, Jack (Capt.)	1919-20-21
Ripley, Troy A.	1983
Ritchie, Robert	1950
Rivers, David P.	1999
Rivers, Mark	1984
Roach, Melvin	1951-52
Robbins, Bruce	1964
Robb, Davon J.	2006
Roberson, Deron K. (Mgr.)	1985-86-87-88
Roberson, James O.	1956-58
Roberson, Rashad X.	2000-01
Roberts, John Allen	1996-97
Roberts, John B.	2007
Roberts, R. Ray (Capt.)	1988-89-90-91
Roberts, Rufus G. J.	1943-44-46
Robertson, Eddie J.	1994-95
Robertson, Kathy L. (Mgr.)	1980
Robertson, Merrill, Jr.	1999-00-01-02
Robertson, Michael K.	2006
Robertson, S. (Mgr.)	1906
Robinson, James B. (Mgr.)	1989-90-91

Robinson, Jason H.	1995
Robinson, N. Kwakou	2002-03-04-05
Rocco, Michael	2011-12
Rodgers, Eugene A.	1990-91
Rodgers, Kevin (Mgr.)	1975-76
Rodriguez, Jacob	2021
Rogers, E. Paul	1966-67-68
Rogol, James (Mgr.)	2005
Rohr, Leo H. (Mgr.)	2000
Rohrbough, Edward G.	1931
Romano, Carlo	1948
Romero, Daquan	2011-12-13-14
Rose, Daniel	1953
Roseborough, Joseph A.	1975-77-78
Rotella, Frank A.	1996-97
Roth, George R.	1945
Rothar, Philip E.	1938-39



**RAY ROBERTS**  
Ray Roberts combined exceptional athletic talent with intimidating size and strength to anchor the offensive line from 1988-91.

Roumel, Jonathan (Mgr.)	1997
Routzahn, Evan R. (Capt.)	1998-99-00-01
Rowe, Joseph	1993-94-95-96
Rowley, Eldwood R.	1960-61-62
Ruff, Klinton "Buddy"	2012
Ruffin, Craig (Mgr.)	1923
Rupp, Juddson L.	1986-87
Rush, Harold	1959
Russell, Edward P.	1919-20
Russell, Fred	1958
Russell, James V.	1916
Ryals, Trevor	1987-88-89-90
Ryzcek, Daniel S. (Capt.)	1968-69-70
Ryzcek, Paul (Capt.)	1971-72-73
Rzempoluch, Ted C.	1960-61-62

**S**

Sabornie, Edward J.	1971-72-73
Sacco, Glenn	1959
Sackett, Charles	1943
Sackett, Henry M., Jr.	1930-31-32
Sadler, Rebekah E. (Mgr.)	1985
Saft, Gary	1968-69-70
Sallenger, Abby	1969-70
Samec, Timothy M.	1989-90-91-92
Sammis, Gordon R.	2006-07
Sanders, Darryl B.	1998-00-01
Sanford, James E.	1986-87-88
Sanford, Mark P.	1977-79-80-81
<b>Sanker, Joe</b>	<b>2021</b>
Santi, M. Thomas (capt.)	2004-05-06-07
Santorio, Ryan	2016
Sappington, Kenneth	1959
Sargeant, James E.	1936-37-38
Saurbeck, John G.	1939-40-41
Satiu, Jairus	2019
Satola, R. Brian	1990-91
Savage, Raymond (Capt.)	1986-87-88-89
Sawyer, Ryan A.	2000-01-02-03
Schaub, Matthew R. (Capt.)	2001-02-03
Schautz, Bill	2011-12
Schelhorn, Carlton	1952-53-54
Schike, Steven R.	1966
Schlegel, Nichols G.	1941
Schlesinger, Erick M.	1940-41-42
Schmidt, Aaron M. (Mgr.)	2001-02-03-04
Schmidt, R. Brennan (Capt.)	2002-03-04-05
Schmidt, Louis W.	1937
Schmidt, Pete W.	1967-68-69
Schrad, Jeffrey S.	2006
Schrader, Joseph H., Jr.	1992
Schreker, Paul F.	1969-70

Schroeder, Eugene W.	1947-48-49-50
Schubel, Heidi (Mgr.)	2007
Schuchts, Wayne (Capt.)	1982-83
Schuetz, Drew	1976-77-78
Schulte, Walter W.	1946-47-48-49
Schwab, Bernard	1953
Scott, Dennis	1970-71-72
Scott, Donald E., Jr.	1998-99
Scott, Earl "E.J."	2012-13
Scott, Edwin R.	1986
Scott, W. Grant	1979-80-81-82
Scott, John N.	1974
Scott, John T. (Mgr.)	1994-95
Scott, Michael	1958
Scott, Norman	1950
Scott, R. Taylor	1952
Scott, Sean (Capt.)	1984-85-86-87
Scott, Thomas C., Jr.	1950-51-52
Scott, Walter F. (Mgr.)	1902-03
Scott, Winfeld W.	1945
Seals, Alexander T.	1999-01-02
Seals, George W., Jr.	1998-99
Seaver, Gregory (Mgr.)	2007
Secules, Scott (Capt.)	1984-85-86-87
Seecombe, Alfred B.	1933-34
Seemuller, Donald L.	1966
Seibels, George G., Jr.	1934-35
Seiler, Lewis (Mgr.)	1963
Seiler, Robert D. (Capt.)	1941-42-43
Selfridge, Andy (Capt.)	1969-70-71
Sempes, George	1957
Serino, Robert M.	1966-67
Sermonet, Stephen M.	1981-82
Severin, Canaan (Capt.)	2012-13-14-15
Sewak, Michael M.	1978-79-80
Sewell, Jameel A. F.	2006-07-09
Shackelford, George S., Jr.	1920-21
Shannon, Jim	1968-69-70
Sharretts, Edward P., Jr.	1937-38
Sharp, Chris	2016-17-18-19
Sharper, H. Jamie	1993-94-95-96
Shaw, Patrick J. (Mgr.)	1987-88-89-90
Shaw, Ryan	2011
Shawley, Steven R.	1971-72-73
Sheets, Robert E.	1943
Shelly, P. Gregory	1966-67-68
Shelton, Duane	1957-58
Shelton, Ken	1972-73-74
Shendow, Irwin	1958
Shepherd, Fred (Capt.)	1958-59
Shepherd, Khalek	2011-12-13-14
Sheppard, Dominic	2018
Sherman, Timothy J.	1993-94-95-96
Sherwood, Richard (Mgr.)	2006
Shibley, William A.	1899
Shields, John M.	2008-09
Shifflett, Alec	2017
Shiffet, Ben (Mgr.)	1997-98-99-00
Simpson, Shane	2020
Shippy, Carlos R.	1991
Shirley, Tyler	2014-15
Shirley, William D. (Mgr.)	1995
Shivers, Johnny W.	1995-96-97-99
Shoaf, Ralph W., Jr.	1946-47-48-49
Shoch, James R., III	1962
Showalter, Louis R.	1952
Shuman, Thomas	1963-64
Shumock, Bryan J.	1977-78-79-80
Sieg, Terry Y.	1961-62
Sierck, Alexander M. (Mgr.)	1961
Sierocinski, Paul	1984-85-86-87
Silas, E. Phillips	1973
Silliman, Charles E.	1981
Silvester, Michael J.	1971
Similo, Ronald J.	1971
Simmons, Devon T.	1998-00-01
Simmons, G. Hall	2008
Simmons, Jahvoni	2017
Simmons, Larry J.	2000-01
Simonds, Frank, Jr.	1978-80
Simpson, Mikell V.	2007-08-09
Sims, Dylan	2013-14-15-16
Sims, Earl, Jr.	1998-00-01
Sims, John	1972-73
Sims, J.S.	1895
Sims, Phillip	2012
Sinclair, William C.	1945-48-49-50
Sinesky, Alphonse T.	1967-68-69
Sintim, Clint K. (Capt.)	2005-06-07-08
Sipe, William H.	1945
Sippley, Frank P.	1930-32
Skrobacz, William "Billy"	2012-13
Slade, Christopher C. (Capt.)	1989-90-91-92
Slebonick, Patrick S.	2008-09
Sledd, James	1964-65
Slivinske, Alex, Jr.	1945
Sloan, David	1973-74-75-76
Sloan, John K. (Capt.)	1927-28-29
Slocum, John K.	1992-93-94-95
Small, Jason L.	1998-99

Smeraski, Michael G.	1975
<b>Smiley III, Ben</b>	<b>2021</b>
Smith, B.C.	1912
Smith, Bryan	2003
Smith, Carl O.	1991-92-93-94
Smith, Carl W.	1949-50
Smith, Darryl Q.	1979-80-82
Smith, Dave	1970
Smith, Donnell M. (Capt.)	1935
Smith, Edward W. (Capt.)	1974-76-77-78
Smith, Eric	2013-14-15-16
Smith, Heskin	2018-19
Smith, Joe	1970-71
Smith, Kurt	2002-03-04-05
Smith, L. Tylee (Mgr.)	1990-91-92
Smith, LaChaston	2015
Smith, Mark A. (Mgr.)	1980
Smith, Michael J.	1988-89
Smith, Ralph E. (Mgr.)	1981
Smith, Stephen B., Jr. (Mgr.)	1963
Smith, Timothy Jr.	2009-11-12-13
Smith, V.H.	1889-90
Smith, Walter C.	1937-38-39
Smith, William E., Jr. (Capt.)	1981-82-83
Snead, Alvin L., Jr.	1989-90-91-92
Snead, Willie Lee	1985
Snelling, Jason	2002-04-05-06
Snowden, Charles (Capt.)	2017-18-19-20
Snyder, Bryan K.	1990
Snyder, Jacob (Capt.)	2010-11-12-13
Snyder, Matthew (Capt.)	2009-10-11
Snyder, Rob	2018-19-20
Somoskeoy, Victor H.	1896
Southern, Anthony L.	1996-97-98-99
Spady, George W. III "Mickey"	1977-78
Spaulding, Robert E.	1934
Sparr, Harold A. (Capt.)	1914-15-16
Spates, William O.	1902-03
Spaziani, Joe	2016-17-18
Speer, Ward H.	1943-44-45
Spinner, Bryson A.	2000-01
Sprague, C.	1888
Spruill, Timothy C.	1998-99-00
Sroba, Joseph P.	1974-75-76
Sroba, Stephen J.	1971-72-73
Stadlin, Kenneth P.	1983-84-85
Stallings, William D.	1951-52-53
Stanachak, Jason L.	1991
Stanchar, Charles W.	1946-48-49
Stanton, Forest O.	1909-10
St. Clair, James W.	1930-31-32
St. Clair, James W.	1954-55-56
St. Clair, John B.	1996-97-98-99
Stair, Zachary S.	2006-08
Stalker, C.J.	2016-17-18
Stamenich, Lubomir D.	1998-99-00-01
Stanley, George A., II	1999-00-01
<b>Starling, Demick</b>	<b>2021</b>
Stearns, Christopher L.	1987-88-89-90
Steckmesser, Edward R.	1941-47
Steele, J. Gary (Capt.)	1989-90-91-92
Steibach, Pete J. (Mgr.)	1985-86
Stephenson, W.C.	1926-27-28
Sterba, Rick	1970
Stetter, George	1964-65-66
Stettinius, Joe (Mgr.)	1953-54-55
Stevens, Brian K.	1983
Stevens, Henry E.	1931-32
Stevens, Michael M.	1960-62



**SCOTT SECULES**  
Scott Secules led the ACC in passing and guided the Cavaliers to a 22-16 win over BYU in 1987 in his only year as the starting quarterback.

# VIRGINIA

## 2022 UVA FOOTBALL

Steward, John A. ....	1920
<b>Stewart, Hunter</b> .....	<b>2020-21</b>
Stidham, Justin (Mgr.) .....	2007-08
Still, Leroy .....	1971-72
Stillwell, Richard N. ....	1915
Stocker, Jesse J. ....	1933
Stone, Bill .....	1967
Stone, Edgar E. ....	1891-92
Stone, Lindell .....	2020
Stone, Luke (Mgr.) .....	2003-04-05
Stone, Matthew .....	2004
Strath, Robert J., Jr. ....	1996
Strenski, John E. (Mgr.) .....	1989-90-91
Strempek, Henry M. (Capt.) .....	1952-53-54
Stuart, William A. ....	1915
Stuetzer, Thomas S. N. ....	1942
Stukes, C. Dwayne L. ....	1996-97-98-99
Stupar, Jonathan D. ....	2005-06-07
Sturgeon, Gregory .....	1967
Suhling, William G. ....	1940-41
Sullivan, Dave .....	1970-71-72
Sullivan, David M. ....	1979-80-81-82
Sullivan, Gilbert J. ....	1945-46
Summersgill, Harry T. (Capt.) ..	1898-99
Sutphin, Wayne S. ....	1991
Sutt, Michael C. ....	1968-70
Swan, Russell S. ....	1982-83-84-85
Swank, John C., Jr. ....	1938
Swanson, Zachary .....	2011-12-13-14
Sweeney, David L. ....	1990-91
Sweeney, Robert M. ....	1980-81-83-84
Switalski, Richard .....	1973-74-75-76
Swohoda, Ryan .....	2018-19-20-21
Sykes, Kenneth (Mgr.) .....	2008
Symington, William W. ....	1927-28
Szymanski, Paul .....	1984

## T

Taliaferro, Aaron .....	2010-11
Tandarich, Diane M. (Mgr.) ....	1987-88-89-90
Tamulonis, Paul G. ....	1974-75
Tarpley, Brendin (Mgr.) .....	1991
Tata, Bob .....	1950-51-52
Taulapapa, Wayne .....	2018-19-20-21
Taylor, Floyd B. ....	1946-47-48
Taylor, Dillon W. ....	1996-97-98
Taylor, Gregory O. ....	1977-78-79-81
Taylor, George R. ....	1927-28-29
Taylor, Howard J., III .....	1982
Taylor, J. Saunders. ....	1894
Taylor, Joseph .....	1975
Taylor, Noah .....	2018-19-20-21
Taylor, R.E. Lee .....	1899
Taylor, Shannon A. ....	1996-97-99
Taylor, Walter H. (Mgr.) .....	1890
Templeton, John L. ....	1898
Tenuta, Jonathan G. ....	1978-79-80
Teunis, B. Scott .....	1956-57
Terrell, Dominique .....	2011-12-13
Terrell, Matt .....	1966
Terry, Gregory L. ....	1995
Terry, Lance D. ....	1988
Tetlow, Eric .....	2013
Theiling, James S. ....	1977-78
Thesmar, Fred H. ....	1922-23-24
Thomas, Arthur A. ....	2000-01-02-03
Thomas, Bruce L. ....	1966
Thomas, Emory .....	1959-60-61
Thomas, John L. (Capt.) .....	1946-47-48-49
Thomas, Mason .....	2012-14-15
Thomas, Phil .....	1986-87-88-89
Thomas, Richard S. (Capt.) .....	1891-92
Thomas, Thomas N. ....	1968-69
Thomas, William T. (Capt.) .....	1929-30-31
Thompson, Dylan .....	2018
Thompson, Jerome .....	1988
Thompson, Jonathan .....	2003-04
<b>Thompson, Keytaon</b> .....	<b>2020-21</b>
Thompson, Marshall D. (Mgr.) ..	1989-90
Thompson, William V., III .....	1997-98-99
Thompson, Sean O. ....	1991-92
Thomson, Douglas K. ....	1961
Thornbury, Craig A. ....	1986-87
Thornhill, Juan .....	2015-16-17-18
Thornton, A. Leslie (Mgr.) .....	1948
Thornton, Eric .....	2011
Thorpe, T.J. ....	2015
Thraves, Oscar R. ....	1909
Thurman, Albert L. ....	1890
Thurman, Allen G. ....	1915-16
Thweatt, Byron D. (Capt.) .....	1997-98-99-00
Tilton, John G. ....	1891
Timperio, Anthony .....	1973
Tinsley, Wilson .....	1955
Tippett, R.E. ....	1915
Todd, David .....	1937
Todd, Thomas H. (Capt.) .....	1910-11-12
Todd, Turnley (Capt.) .....	1960-62-63
Toland, Patrick D. ....	1985-86-87

Toliver, Elton J. ....	1985-87-88-89
Toliver, Gene O. ....	1990-91-92
Tomlin, Brian K. ....	1978-79-81-82
Tomlin, Jeffrey D. ....	1990-91-92
Tomlin, Terrence L. ....	1989-90-91-92
Tompkins, Christopher R. ....	1930-32
Toney, Rob .....	1989
Torchia, Joseph D. ....	2007-08-09-10
Torok, Ted (Capt.) .....	1962-63-64
Towles, Thomas E. ....	1910
Toye, Vincent R. ....	1983-84-85
Trainor, Fred .....	1959-60
Trant, Cameron S. (Mgr.) .....	1996-97-98-99
Trell, Leonard (Capt.) .....	1934-35-36
Trent, Ben .....	2018-19
Trentham, Hal .....	1969-70
Troger, Daniel C. ....	1991
Troup, Bill .....	1970
Trucilla, James .....	2016
Tucker, Beverly R., Jr. ....	1937
Tucker, Floyd .....	1955
Tucker, Weir M. ....	1934-35
Tufty, Harold G. ....	1943
Tureman, Shawn I. (Mgr.) .....	1993
Turnbull, Knox .....	1936
Turner, Chris .....	1972
Turner, Curtis .....	1984-85-86
Turner, Dave .....	1968-69-70
Turner, Howard R. ....	1927-28-29
Turner, Joseph L. ....	1974-75-76-77
Turner, Kevin A. ....	1982
Turner, Mebane H. ....	1950-51-52
Turner, Richard .....	1928-29
Tutwiler, E.M. ....	1901
Tyler, Delano L. ....	1986-87
Tyler, H.W. ....	1926
Tyler, Robert H. (Mgr.) .....	1990-91
Tysinger, William L., Jr. ....	1945

## U

Uihlein, Henry H. ....	1942
Ulehla, Tony R. ....	1959-60-61
Urban, Brent .....	2011-12-13
Urch, Scott E. ....	1985-86
Urie, Braedon .....	2017
Urmston, Thomas H. ....	1927

## V

Vale, Donald D. ....	1974
Valles, Max .....	2013-14
Van Kuiken, Aaron .....	2009-11
Vanderbeek, Keith .....	1984-85
Varner, Harry .....	1910
Varner, John (Mgr.) .....	1967
Vaughan, Patrick .....	1963-64
Vaughan, William W. ....	1906-07
Verica, Marc C. ....	2008-09-10
Viar, Thomas L. ....	1971
Viars, Theodore J. ....	1955
Vigorito, Thomas J. (Capt.) .....	1977-78-79-80
Voliva, William .....	1974
Voss, Andrew .....	1979
Vozenilek, Alec (Capt.) .....	2012-13-14

## W

Wagenknight, William J., Jr. ....	1916
Wager, Eugene E., Jr. ....	1931-32
Wahele, Wilfred .....	2014-15-16
Waidner, Harry F., III .....	1952
Wakeham, Frank (Mgr.) .....	1986
Walchack, Ron R. ....	1975-76
Walcott, Ausar .....	2009-10-11-12
Waldron, Caroline (Mgr.) .....	1983-84-85
Waldron, James H. ....	1943
Waldrop, John B. ....	1939-40
Waldrop, Louis S. ....	1943
Walker, Bradley .....	1900-01
Walker, Coleman C. ....	1923
Walker, Divante .....	2013-14-15
Walker, James H., III (Capt.) ..	1944-45
Walker, Jeffrey A. ....	1981-82-83-85
Walker, John .....	1972-73-74
Walker, Justin .....	2002
Walker, Knox P. ....	1914
Walker, Quentin .....	1979-80-82-83
Walker, Rijo (Capt.) .....	2010-11-12-13
<b>Walker Jr., Ronnie</b> .....	<b>2021</b>
Wall, Harry .....	1903
Wallace, Devin .....	2010
Wallace, Gustavus B. ....	1896-97
Wallace, Jason K. ....	1988-89-90
Wallace, John M. ....	1974-75-76
Wallace, Robert "Cody" .....	2012-13-14
Wallenger, Bruce (Mgr.) .....	1966-67
Walp, Paul K. ....	1922-23-24-25
Walsh, Ferdinand C. ....	1898
Walsh, William D. ....	1947-48-49

Walter, F.J. ....	1912
Walton, Dan G. ....	1971
Wanner, Donald G. ....	1942-43
Waples, Joseph B., Jr. ....	1905
Ward, James C. ....	1914-15-16
Ward, Jonathan M. ....	2001
Ward, Samuel C. ....	1921-22
Ward, William L. ....	1947
Wardlaw, Michael J. ....	1992-94
Ware, David L., Jr. ....	1989-90-91-92
Warren, Christopher C. ....	1985-86
Warren, Marshall (Mgr.) .....	1957
Warren, William Rice .....	1904-05
Warren, W. R. ....	1914-15
Warthen, Benjamin (Mgr.) .....	1964
Warthen, Harry (Mgr.) .....	1960
Washington, Jerrod (Capt.) .....	1990-91-92-93
Washington, Marcus A. ....	1990-91
Washington, Patrick (Capt.) ..	1997-98-99-00
Wass, John (Mgr.) .....	2002-03-04
Waters, H. Dorsey (Capt.) .....	1901-02
Watford, David .....	2011-13-14
Watkins, T. Frank .....	1902-03
Way, Charles C. (Capt.) ..	1991-92-93-94
Weaver, James M. ....	1923-24
Weaver, R. M. ....	1924-25
Webb, Jim .....	1976
Weeks, Marquis C. ....	2001-02-03-04
Weeks, Wes .....	2021
Weeks, Williams R., II (Capt.) ..	1935-36-37
Weems, Wharton E. (Mgr.) .....	1911
Weest, Harry B. ....	1895
Weigand, Ryan P. ....	2006-07
Weir, Robert C. (Capt.) ..	1947-48-49-50
Wellford, Landon C. ....	1907
Wellford, J.H. ....	1911
Wentz, Wade .....	1962
West, George F. ....	1941
Westcott, Thomas Adam .....	1999
Whalen, Lawrence F. ....	1929
Whelan, Wayne .....	1958
Whitaker, J. Waverley .....	1889
Whitaker, Patrick W. ....	1957
White, Adam (Mgr.) .....	2006
White, Bryan C. ....	2001-02-03-05
White, Charles C. ....	1916
White, Evans Christopher, III .....	1996
White, Joseph .....	2019-20-21
White, Joseph P. ....	1957
White, James L., Jr. ....	1913-14-15-16
White, James L., III .....	1939-40-41
White, Kaylee (Mgr.) .....	2002-03-04-05
White, T.N., Jr. (Mgr.) .....	1945
White, Todd H. (Capt.) ..	1993-94-95-96
Whitehead, Gordon B. ....	1979-81-82
Whitelaw, Landum P. ....	1949
Whitley, Reece M. (Capt.) ..	1956-57-58
Whitmire, Jeremiah .....	2012-13-15
<b>Wicks, Dontayvion</b> .....	<b>2019, 21</b>
Wicks, Jim (Capt.) .....	1974-75-76
Wiley, Mark E. ....	1982-83-84
Wilkin, Mathew C. ....	1933-34-35
Wilkins, Donte (Capt.) ..	2013-14-15-16
Wilkins, Terrence O. ....	1995-96-97-98
Willcox, Charles .....	1888
Willett, Kirk A. ....	1995-96-97
Willett, W. Roscoe, Jr. ....	1938-39
Wiley, Michael V. (Mgr.) .....	1996-97-98-99
Williams, Alan C. ....	1975
Williams, Ben (Mgr.) .....	1998-99-00-01
Williams, Bill (Capt.) .....	1970-71
Williams, Charles Robert .....	1901
Williams, Christopher E. ....	1999-01-02
Williams, Dena .....	1999
Williams, Deyon (Capt.) ..	2003-04-05-06
Williams, Joe L., Jr. ....	1994-95-96-97
Williams, Julius D. ....	1995-96-97
Williams, Lewis C. (Mgr.) .....	1896
Williams, Michael L. ....	1989
Williams, Robert .....	1957-58
Williams, S. Clay .....	1906-07
Williams, William A. (Mgr.) ..	1915
Williams, Willis E., Jr. ....	1960-61
Willis, Benjamin C. ....	1899
Willis, Symmion R. ....	1993-94
Willits, Jim .....	1967-68-69
Wills, Davis B. (Mgr.) .....	1900
Wilson, D.C. ....	1912-16-17
Wilson, John B. ....	1889
Wilson, Johnnie L. ....	1988-89-90
Wilson, Lowndes (Mgr.) .....	1965
Wilson, Maitland A. ....	1922-23
Wilson, Marcus .....	1987-88-89
Wilson, Richard T., III (Mgr.) ..	1962
Wiltsee, Erich W. ....	1995
Winborne, Jamaine L. ....	2001-02-03
Windle, Steele B., III .....	1977
Windle, Tucker .....	2009-10-11-12
Winget, Jim .....	1963-64-65
Wingo-Reeves, Connor .....	2013-14-16

Winokur, Herbert Sr. ....	1938-39
Winston, James O. ....	1923
Wise, H.A. II (Mgr.) .....	1958
Wise, Jennings Cropper .....	1908-09
Wise, Sandy (Mgr.) .....	1957
Witt, Samuel Brown .....	1920-21
Wolf, Craig K. ....	1982
Womack, Antwoine (Capt.) .....	1998-00-01
Womack, John T., III .....	2008-09-10
Wood, Bruce W. ....	1943-44-46
Wood, Davis J. ....	1919
Wood, Douglas .....	1963-64
Wood, Joseph M. (Capt.) .....	1910-11-12-14
Wood, Larry .....	1965-66
Wood, Oscar E., III (Mgr.) .....	1991-92-93
<b>Wood, Sackett</b> .....	<b>2021</b>
Wood, Smyth .....	1959
Woodburn, Cynthia (Mgr.) .....	1986-87-88-89
Woods, Brandon C. ....	2006-08-09
Woods, Henry M. Jr. ....	1906
Woods, Jelani .....	2021
Woods, Matthew R. ....	1987-88-89
Woods, Reginald D. ....	1980-81
Woods, Samuel B., Jr. (Mgr.) ..	1907
Woodson, Jared S. ....	1999-00-01
Woody, Gordon (Mgr.) .....	1952
Woolfolk, Pichegru .....	1912-13
Word, Barry D. ....	1983-84-85
Word, Corwin B. ....	1978-80-81
Word, Kenneth E. ....	1980-81-82
Word, Landon .....	2016
Word, William E., Jr. ....	1915
Wright, Michelle A. (Mgr.) .....	1985
Wright, Steven .....	2016-17
Wright, William M. ....	1947-48-49
Wykoff, Bernie .....	1943
Wyncoop, Dave .....	1967-68-69

## Y

Yancey, Kemper W. (Capt.) .....	1907-08-09
Yarbrough, A. Nelson .....	1956-57
Yarbrough, Zachary .....	2001-02-03-04
Yavinsky, Andrew .....	2020
Yavinsky, Marc T. ....	1991
Yewisiak, Paul .....	1965-66-67
Yoder, Brent .....	1985
Young, James M. ....	1952
Young, William R., Jr. ....	1953
Young, M. (Mgr.) .....	1889
Yurechko, Douglas A. (Mgr.) ..	1995-96


## Z

Zaccheaus, Olamide (Capt.) ..	2015-16-17-18
Zamperini, Mark E. ....	1977
Zandier, Zane .....	2017-18-19-20
Zellem, Edward B. ....	1983
Zellers, Tom .....	1967
Zensen, Roger .....	1959
Zidenberg, Joshua S. ....	2005-06-07
Ziegler, Paul E. ....	1971
Zimmer, Craig W. ....	1985-86-88
Zimmer, William L, III .....	1933-34
Zimmerlink, Geno .....	1981-83-84-85
Zimmerman, Ric .....	1966-67-68
Zinn, George .....	1903
Zmudzin, Anthony (Capt.) .....	1973-74
Zollar, Justin .....	2018-19
Zundel, Dwight W. ....	1920-21





# CAVALIER MAJOR AWARD WINNERS



## BILL DUDLEY

### Maxwell Award

- 1941 Maxwell Award as the country's outstanding player
- Consensus All-American as a 19-year old senior
  - Led nation in scoring (134 points), touchdowns (18) and all-purpose yards (1674)
  - Second nationally in rushing (968) and total offense (1824), and fourth in punt returns (481 yards)



## HEATH MILLER

### Mackey Award


- 2004 Mackey Award as the nation's outstanding tight end
- Unanimous first-team All-American as a junior
  - Caught 41 passes for 541 yards and five touchdowns
  - Tremendous blocker who helped UVA lead the ACC in rushing and total offense



## CHRIS LONG

### Ted Hendricks Award

- 2007 Hendricks Award as the best defensive end in the country
- Unanimous first-team All-American
  - Third in the country with 14 sacks and 14th in tackles for loss
  - Led the team with 23 quarterback pressures and nine pass break-ups



## GEORGE WELSH

### Bobby Dodd National Coach of the Year

- 1991 Bobby Dodd Coach of the Year Award
- Directed a young squad that had to replace 15 starters from the previous season to an 8-3-1 record
  - Team was unbeaten in last eight games of regular season to earn Gator Bowl bid
  - Virginia led the ACC in scoring offense and scoring defense



## JOE REED

### Jet Award Award

- 2019 Jet Award as return specialist in the country
- First-team All-American by Walter Camp, FWAA, CBS and Phi Steele as a kick returner
  - No. 1 in the nation in kick return average with a 33.2 yard per return average
  - Only player in the nation with 2,700+ career return yards and a career return average of 28+ yards per return

### UVA AND THE HEISMAN TROPHY

Year	Name	Place in Voting
1941	Bill Dudley	Fifth
1990	Shawn Moore	Fourth
1990	Herman Moore	Sixth
1999	Thomas Jones	Eighth
2007	Chris Long	10th





## RETIRED NUMBERS


Six Virginia players have had their uniform numbers retired and those numbers will not be worn again. Those numbers honor the most decorated players in the program's history, including Jim Dombrowski (73), Bill Dudley (35), Gene Edmonds (97), Shawn Moore (12), Joe Palumbo (48) and Frank Quayle (24).

### 12 Shawn Moore Martinsville, Va.



Shawn Moore (1988-90) quarterbacked UVA to two New Year's Day Bowl appearances and a share of the school's first-ever ACC championship. Virginia's all-time passing and total offense leader set over 30 combined NCAA, conference and school records. He led Virginia to the USF&G Sugar Bowl as well as a No. 1 ranking in the nation (Associated Press) for three consecutive weeks. Moore became the first ACC quarterback to lead the nation in passing efficiency (160.7) in 1990 while completing 144 of 241 passes for 2,262 yards and 21 touchdowns. Moore finished fourth in balloting for the 1990 Heisman Trophy. As a senior he was a first-team All-American and ACC Player of the Year.

### 35 Bill Dudley Bluefield, Va.



As a 19-year-old senior in 1941, "Bullet" Bill Dudley led Virginia to a sparkling 8-1 record and had a hand in 206 of the 279 points that the Cavaliers scored. A great runner, passer, kicker and defensive player, he led the nation that year in points scored (134) and finished second nationally in total offense (1,824 yards). A member of the National Football Foundation's College Football Hall of Fame and the Pro Football Hall of Fame, Dudley became the first Cavalier to have his number retired. He earned All-America honors at halfback in 1941 and finished fifth in the 1941 Heisman balloting. He was selected by the Pittsburgh Steelers in 1942 as the NFL's number-one draft choice.

### 73 Jim Dombrowski Williamsville, N.Y.




Jim Dombrowski anchored Virginia's offensive line for four straight seasons (1982-85) and finished his career as UVA's first-ever unanimous All-American. The two-time winner of the Jacobs Blocking Trophy as the ACC's best blocker, he helped lead UVA to three straight winning seasons and a 27-24 victory over Purdue in the 1984 Peach Bowl. He received All-America honors following Virginia's 6-5 season in 1985. Dombrowski also went on to a successful NFL career. He was selected for induction into the College Football Hall of Fame in 2008.

### 24 Frank Quayle Garden City, N.Y.



Frank Quayle established himself as Virginia's most versatile performer since the days of "Bullet" Bill Dudley. In addition to his career rushing total of 2,695 yards, the tailback caught 83 passes for 1,145 yards. He was named ACC Player of the Year and the conference's overall Athlete of the Year in 1968 after rushing 175 times for 1,213 yards and catching 30 passes for 426 yards. During his three seasons in the Cavalier backfield (1966-68), Virginia went 16-14, including a 7-3 mark in 1968.

### 48 Joe Palumbo Beaver, Pa.



During Joe Palumbo's three varsity seasons (1949-51), Virginia posted a 23-5 mark and recorded seven shutouts. He was a first-team All-America selection that season. He was a three-time All-State selection. In 1951, Palumbo received the Outstanding Defensive Lineman Award from the Touchdown Club of Washington, D.C., was named the state of Virginia's Athlete of the Year, and participated in the Blue-Gray All-Star Game. Palumbo was inducted into the National Football Foundation and College Football Hall of Fame in August of 1999.

### 97 Gene Edmonds Hampton, Va.



Gene Edmonds was a half-back on winning Cavalier teams in 1948 and 1949. He was killed in a tragic automobile accident near Scott Stadium on Nov. 20, 1949, hours after scoring Virginia's second touchdown in a 28-14 loss to Tulane. Edmonds' jersey number (97) was retired as a memorial by Cavalier head coach Art Guepe and UVA Athletic Director Norton Pritchett.

## RETIRED JERSEYS

Jersey retirement honors Virginia players who have significantly impacted the program. Individuals recognized in this way will have their jerseys retired, but their number will remain active.

- |                      |                          |
|----------------------|--------------------------|
| 3 Anthony Poindexter | 58 Patrick Kerney        |
| 6 Thomas Jones       | 61 Elton Brown           |
| 7 Matt Schaub        | 65 Tom Scott             |
| 10 Will Brice        | 66 D'Brickashaw Ferguson |
| 12 Bob Davis         | 66 Mark Dixon            |
| 14 Matt Blundin      | 72 Ray Roberts           |
| 19 Ronde Barber      | 77 Noel LaMontagne       |
| 21 Tiki Barber       | 85 Chris Slade           |
| 34 Jim Bakhtiar      | 87 Herman Moore          |
| 42 Terry Kirby       | 87 John Papit            |
| 50 John St. Clair    | 89 Heath Miller          |
| 56 Ray Savage        | 91 Chris Long            |



John Papit and Tom Scott had their jerseys retired during the 2008 season.



Tiki Barber was the offensive and overall MVP of the ACC in 1996.

# ACC HONORS

## ACC Champions

- 1989 – Co-Champions (w/Duke)
- 1995 – Co-Champions (w/Florida State)

## ACC Division Champions

- 2019 – Coastal Division Champions

## ACC Player of the Year

- 1966 – Bob Davis, QB
- 1968 – Frank Quayle, TB
- 1984 – Barry Word, TB
- 1989 – Shawn Moore, QB (UPI Offensive MVP)
- 1990 – Shawn Moore, QB
- 1991 – Matt Blundin, QB
- 1996 – Tiki Barber, TB (Offensive MVP, Overall MVP)
- 1998 – Anthony Poindexter (Defensive MVP)
- 2002 – Matt Schaub (Offensive MVP, Overall MVP)
- 2007 – Chris Long (Defensive MVP)

## ACC Coach of the Year

- 1961 – Bill Elias
- 1968 – George Blackburn
- 1983 – George Welsh
- 1984 – George Welsh
- 1989 – George Welsh (UPI)
- 1991 – George Welsh
- 1995 – George Welsh
- 2002 – Al Groh
- 2007 – Al Groh
- 2011 – Mike London

## ACC Rookie of the Year

- 1984 – John Ford, WR
- 1994 – Ronde Barber, DB

## ACC Defensive Rookie of the Year

- 2014 – Quin Blanding, S *(Began with 2007 season)*
- 2017 – Brenton Nelson, S

## ACC Coaches Defensive Rookie of the Year

- 2014 – Quin Blanding, S *(existed from 2012-16)*

## Tatum Award

The James E. Tatum Award, is given annually in memory of the late Jim Tatum to the ACC's top senior student-athlete among the league's football players. Tatum, a two-time ACC Coach of the Year, coached in the fifties at both Maryland and North Carolina and believed strongly in the concept of the student-athlete.

- 1981 – Bert Krupp
- 1982 – Pat Chester
- 1986 – David Cardenas
- 1993 – Tom Burns
- 1997 – Stephen Phelan
- 1999 – Noel LaMontagne
- 2007 – Tom Santi
- 2019 – Jordan Mack

## Brian Piccolo Award Winners

One of Wake Forest's most famed athletes, Brian Piccolo was an All-America selection in 1964 after leading the nation in rushing and scoring. Piccolo played professionally for the Chicago Bears for four seasons before his career came to an end after he was stricken by cancer in 1970. The Brian Piccolo Award was established in 1970 by the league's head football coaches to honor the ACC's most courageous football player.

- 1975 – Scott Gardner
- 1994 – Chris Harrison
- 1998 – Anthony Poindexter
- 2003 – Kevin Bailey
- 2005 – Ryan Best

## Jacobs Blocking Trophy

The Jacobs Blocking Trophy is awarded annually by William and Hugh Jacobs of Clinton, S.C., to the player voted the most outstanding blocker in the Atlantic Coast Conference in a poll of conference coaches. The trophy is given in memory of William P. Jacobs, who served as president of Presbyterian College from 1935 to 1945, by his sons. The Jacobs Blocking Trophy was first awarded in 1953.

- 1968—Greg Shelly, offensive tackle
- 1970—Dan Ryczek, center
- 1984—Jim Dombrowski, offensive tackle
- 1985—Jim Dombrowski, offensive tackle
- 1990—Ray Roberts, offensive tackle
- 1991—Ray Roberts, offensive tackle
- 1993—Mark Dixon, offensive guard
- 1999—John St. Clair, center
- 2003—Elton Brown, guard
- 2004—Elton Brown, guard
- 2008 – Eugene Monroe, tackle





Chris Long was All-ACC twice in his career and the league's defensive player of the year in 2007.

## ALL-ATLANTIC COAST CONFERENCE

### ALL-ACC

From 1953 to 1981, the All-Atlantic Coast Conference team was selected by the Atlantic Coast Sports Writers Association (ACSWA). The Associated Press (AP) started selecting its own All-ACC team in 1982. In 1989 the ACSWA and AP combined to select one team, while United Press International (UPI) also chose a team in 1989. In 2012 the ACC coaches started their own All-ACC team to go along with the one selected by the Atlantic Coast Sports Media Association (ACSMA). Both ACSMA and the ACC coaches lasted through the 2016 season as official teams. Starting in 2017, the official All-ACC team was voted on by a panel from each school which included the head coach, radio play-by-play announcer and two members of the team's beat media, as well as other national voters. The players listed below, starting in 1982, made all teams unless otherwise indicated. UVA has had 128 first-team All-ACC selections, including 80 in the last 29 seasons.

- 1954**  
John Polzer, G ..... 2nd Team
- 1955**  
Jim Bakhtiar, FB ..... 2nd Team  
John Polzer, G ..... 2nd Team
- 1956**  
Jim Bakhtiar, FB ..... 1st Team  
Jim Keyser, G ..... 1st Team
- 1957**  
Jim Bakhtiar, FB ..... 1st Team
- 1960**  
Ron Gassert, T ..... 2nd Team  
Fred Shepherd, FB ..... 2nd Team

- 1961**  
Ron Gassert, T ..... 2nd Team
- 1962**  
Dave Graham, T ..... 2nd Team  
Bob Rowley, G ..... 2nd Team
- 1963**  
Bob Kowalkowski, T ..... 2nd Team  
Turnley Todd, G ..... 2nd Team
- 1964**  
Bob Davis, QB ..... 1st Team  
Bob Kowalkowski, T ..... 2nd Team
- 1966**  
Ed Carrington, E ..... 1st Team  
Bob Davis, QB ..... 1st Team
- 1967**  
Frank Quayle, TB ..... 1st Team  
Greg Shelly, T ..... 1st Team
- 1968**  
Chuck Hammer, G ..... 1st Team  
Bob Paczkowski, LB ..... 1st Team  
Frank Quayle, TB ..... 1st Team  
Greg Shelly, T ..... 1st Team
- 1970**  
Dan Ryczek, C ..... 1st Team
- 1971**  
Andy Selfridge, DT ..... 1st Team
- 1972**  
Dave Sullivan, WR ..... 1st Team
- 1973**  
Dick Ambrose, LB ..... 1st Team  
Harrison Davis, WR ..... 1st Team  
Paul Ryczek, C ..... 1st Team
- 1974**  
Dick Ambrose, LB ..... 1st Team

- 1975**  
Tom Glassic, G ..... 1st Team
- 1977**  
Russ Henderson, P ..... 1st Team
- 1978**  
Russ Henderson, P ..... 1st Team
- 1979**  
Tony Blount, DB ..... 1st Team  
Steve Potter, DE ..... 1st Team  
Tom Vigorito, RB ..... 1st Team
- 1980**  
Stuart Anderson, DE ..... 1st Team  
Bryan Shumock, DB ..... 1st Team
- 1981**  
Stuart Anderson, DE ..... 1st Team
- 1982 (ACSWA)**  
Pat Chester, DB ..... 1st Team
- 1983 (ACSWA)**  
Jim Dombrowski, T ..... 1st Team  
Lester Lyles, SS ..... 1st Team
- 1983 (AP)**  
Lester Lyles, SS ..... 1st Team  
Jim Dombrowski, T ..... HM  
Ron Mattes, DT ..... HM  
Charles McDaniel, LB ..... HM  
Billy Smith, WR ..... HM
- 1984 (ACSWA)**  
David Bond, NG ..... 1st Team  
Jim Dombrowski, T ..... 1st Team  
Lester Lyles, SS ..... 1st Team  
Ron Mattes, DT ..... 1st Team  
Bob Olderman, G ..... 1st Team

- 1984 (AP)**  
Jim Dombrowski, T ..... 1st Team  
Lester Lyles, SS ..... 1st Team  
Ron Mattes, DT ..... 1st Team  
Charles McDaniel, LB ..... 1st Team
- 1985 (AP & ACSWA)**  
Jim Dombrowski, T ..... 1st Team  
Harold Garren, C ..... 1st Team  
Kenny Stadlin, PK ..... 1st Team  
Barry Word, TB ..... 1st Team
- 1987 (ACSWA)**  
Kevin Cook, DB ..... 1st Team  
John Ford, WR ..... 1st Team  
Chris Minear, T ..... 1st Team  
Sean Scott, DE ..... 1st Team  
Scott Secules, QB ..... 1st Team
- 1987 (AP)**  
Kevin Cook, DB ..... 1st Team  
John Ford, WR ..... 1st Team  
Sean Scott, DE ..... 1st Team  
Scott Secules, QB ..... 1st Team  
David Griggs, LB ..... HM  
Darryl Hammond, DB ..... HM  
Chris Minear, T ..... HM
- 1988 (ACSWA)**  
Roy Brown, G ..... 1st Team  
Jeff Lageman, LB ..... 1st Team
- 1988 (AP)**  
Roy Brown, G ..... 1st Team  
Jeff Lageman, LB ..... 1st Team  
John Ford, WR ..... 2nd Team  
David Griggs, LB ..... 2nd Team  
Keith McMeans, DB ..... 2nd Team





**1989 (ACSWA & AP)**

Roy Brown, G .....1st Team  
Bruce McGonnigal, TE .....1st Team  
Shawn Moore, QB .....1st Team  
Ray Savage, DE .....1st Team  
Tony Covington, DB ..... 2nd Team  
Jake McInerney, PK ..... 2nd Team  
Herman Moore, WR ..... 2nd Team  
Ray Roberts, T ..... 2nd Team  
Marcus Wilson, TB ..... 2nd Team  
Phil Thomas, LB ..... 2nd Team

**1989 (UPI)**

Marcus Wilson, TB .....1st Team

**1990**

Terry Kirby, TB .....1st Team  
Herman Moore, WR .....1st Team  
Shawn Moore, QB .....1st Team  
Ray Roberts, T .....1st Team  
Trevor Ryals, C .....1st Team  
Chris Slade, DE .....1st Team  
Tony Covington, DB ..... 2nd Team  
Joe Hall, DT ..... 2nd Team  
Jason Wallace, DB ..... 2nd Team

**1991**

Matt Blundin, QB .....1st Team  
Ed Garno, P .....1st Team  
Terry Kirby, TB .....1st Team  
Ray Roberts, T .....1st Team  
Nikki Fisher, TB ..... 2nd Team  
Greg Jeffries, DB ..... 2nd Team  
Keith Lyle, DB ..... 2nd Team  
Matt Quigley, DT ..... 2nd Team  
Chris Slade, LB ..... 2nd Team

**1992**

Chris Slade, DE .....1st Team  
Mark Dixon, G ..... 2nd Team  
Terry Kirby, TB ..... 2nd Team

**1993**

Mark Dixon, G .....1st Team  
Keith Lyle, DB .....1st Team  
Aaron Mundy, TE .....1st Team  
Jim Reid, T .....1st Team  
Will Brice, P ..... 2nd Team  
Mike Frederick, DE ..... 3rd Team  
Tom Burns, LB ..... 3rd Team  
Mark Krichbaum, DT ..... 3rd Team  
Randy Neal, LB ..... 3rd Team  
Tyrone Davis, WR ..... HM  
Patrick Jeffers, WR ..... HM

Kyle Kirkeide, PK ..... HM  
Charles Way, FB ..... HM  
Symmion Willis, QB ..... HM

**1994**

Ronde Barber, DB .....1st Team  
Mike Frederick, DE .....1st Team  
Will Brice, P ..... 2nd Team  
Tyrone Davis, WR ..... 2nd Team  
Ryan Kuehl, DT ..... 2nd Team  
Jamie Sharper, LB ..... 2nd Team  
Jason Augustino, T ..... HM  
Tiki Barber, TB ..... HM  
Kevin Brooks, TB ..... HM  
Joe Crocker, DB ..... HM  
James Fariior, LB ..... HM  
Rafael Garcia, PK ..... HM  
Mike Groh, QB ..... HM  
Bryan Heath, C ..... HM  
Randy Neal, LB ..... HM  
Carl Smith, DB ..... HM  
Charles Way, FB ..... HM

**1995**

Jason Augustino, T .....1st Team  
Ronde Barber, DB .....1st Team  
Tiki Barber, TB .....1st Team  
Will Brice, P .....1st Team  
Percy Ellsworth, DB .....1st Team  
Rafael Garcia, PK .....1st Team  
James Fariior, LB ..... 2nd Team  
Mike Groh, QB ..... 2nd Team  
Chris Harrison, T ..... 2nd Team  
Todd White, DT ..... 2nd Team  
Demetrius Allen, WR ..... HM  
Duane Ashman, DE ..... HM  
Joe Crocker, DB ..... HM  
Walt Dery, TE ..... HM  
Jon Harris, DE ..... HM  
Patrick Jeffers, WR ..... HM  
Paul London, DB ..... HM  
Bobby Neely, TE ..... HM  
Anthony Poindexter, DB ..... HM  
Jeremy Raley, G ..... HM  
Jamie Sharper, LB ..... HM  
John Slocum, G ..... HM

**1996**

Tiki Barber, TB .....1st Team  
Ronde Barber, DB .....1st Team  
Will Brice, P .....1st Team  
Anthony Poindexter, S .....1st Team  
Jeremy Raley, G .....1st Team

Jamie Sharper, LB .....1st Team  
Duane Ashman, DE ..... 2nd Team  
Tiki Barber, SPEC ..... 2nd Team  
James Fariior, LB ..... 2nd Team  
Rafael Garcia, PK ..... 2nd Team  
Todd White, DT ..... 2nd Team  
Germane Crowell, WR ..... HM  
Antonio Dingle, DT ..... HM  
Jon Harris, DE ..... HM  
Tom Locklin, C ..... HM  
Stephen Phelan, DB ..... HM

**1997**

Antonio Dingle, DT .....1st Team  
Anthony Poindexter, DB .....1st Team  
Doug Karczewski, T ..... 2nd Team  
Germane Crowell, WR ..... HM  
Patrick Kerney, DE ..... HM  
Wali Rainer, LB ..... HM  
Dwayne Stukes, DB ..... HM

**1998**

Casey Crawford, TE .....1st Team  
Robert Hunt, T .....1st Team  
Thomas Jones, TB .....1st Team  
Patrick Kerney, DE .....1st Team  
Noel LaMontagne, G .....1st Team  
Anthony Poindexter, DB .....1st Team  
Wali Rainer, LB .....1st Team  
John St. Clair, C ..... 2nd Team  
Antwoine Womack, TB ..... 2nd Team  
Billy Baber, TE ..... HM  
Fady Chamoun, G ..... HM  
Antonio Dingle, DT ..... HM  
Donnie Scott, P ..... HM  
Byron Thweatt, LB ..... HM

**1999**

Thomas Jones, TB .....1st Team  
Noel LaMontagne, G .....1st Team  
John St. Clair, C .....1st Team  
Shannon Taylor, LB ..... 2nd Team  
Byron Thweatt, LB ..... 2nd Team  
Billy Baber, TE ..... HM  
Brad Barnes, T ..... HM  
Casey Crawford, TE ..... HM  
Antwan Harris, DB ..... HM  
Yubrenal Isabelle, LB ..... HM  
Donnie Scott, P ..... HM  
Johnny Shivers, DT ..... HM

**2000**

Antwoine Womack, TB .....1st Team  
Byron Thweatt, LB ..... 2nd Team  
Josh Lawson, G ..... 2nd Team  
Billy Baber, TE ..... HM  
Evan Routzahn, G ..... HM  
Tim Spruill, DB ..... HM

**2001**

Billy McMullen, WR .....1st Team  
Mike Abrams, P ..... 2nd Team  
Angelo Crowell, LB ..... 2nd Team  
Shernard Newby, S ..... 2nd Team  
Jermese Jones, T ..... HM  
Monsanto Pope, G ..... HM  
Evan Routzahn, G ..... HM

**2002**

Angelo Crowell, LB .....1st Team  
Billy McMullen, WR .....1st Team  
Matt Schaub, QB .....1st Team  
Chris Canty, DE ..... 2nd Team  
Jerton Evans, S ..... 2nd Team  
Heath Miller, TE ..... 2nd Team  
Darryl Blackstock, LB ..... HM  
Elton Brown, G ..... HM  
Almondo Curry, CB ..... HM  
Mike Mullins, T ..... HM

**2003**

Heath Miller, TE .....1st Team  
Elton Brown, G ..... 2nd Team  
Chris Canty, DE ..... 2nd Team  
Connor Hughes, PK ..... 2nd Team  
Wali Lundy, RB ..... 2nd Team  
Matt Schaub, QB ..... 2nd Team  
Darryl Blackstock, LB ..... HM  
Jamaine Winborne, DB ..... HM

**2004**

Ahmad Brooks, LB .....1st Team  
Elton Brown, G .....1st Team  
D'Brickshaw Ferguson, T .....1st Team  
Heath Miller, TE .....1st Team  
Alvin Pearman, RB .....1st Team  
Darryl Blackstock, LB ..... 2nd Team  
Zac Yarbrough, C ..... 2nd Team  
Andrew Hoffman, NT ..... HM



A dominating punter who averaged 42.0 yards per punt in his career from 1993-96, Will Brice became only the third player in ACC history to earn all-conference honors all four years.



A four-year starter at left guard, Tom Glassic was a first-team All-ACC selection as a senior in 1975. He was a first-round draft choice of the Denver Broncos in 1976.



A first-team All-ACC guard in 1996, Jeremy Raley became the first offensive lineman in school history to start four bowl games.



Safety Kevin Cook was a first-team All-ACC selection in 1987 after finishing fourth in the nation with eight interceptions.



Micah Kiser (left) and Quin Blanding (right) are the fourth and fifth Cavaliers ever to earn first-team All-ACC honors three years in a row and the first UVA duo to accomplish the feat in the same three years.

**2005**  
 D'Brickashaw Ferguson, T..... 1st Team  
 Connor Hughes, PK..... 1st Team  
 Kai Parham, LB..... 1st Team  
 Marcus Hamilton, CB..... 2nd Team  
 Deyon Williams, WR..... HM

**2006**  
 Marcus Hamilton, CB..... 2nd Team  
 Chris Long, DE..... 2nd Team  
 Branden Albert, OG..... HM  
 Kevin Ogletree, WR..... HM

**2007**  
 Chris Long, DE..... 1st Team  
 Branden Albert, OG..... 1st Team  
 Tom Santi, TE..... 2nd Team  
 Ryan Weigand, P..... 2nd Team  
 Eugene Monroe, T..... HM

**2008**  
 Eugene Monroe, T..... 1st Team  
 John Phillips, TE..... 1st Team  
 Ras-I Dowling, CB..... 2nd Team  
 Clint Sintim, LB..... 2nd Team  
 Kevin Ogletree, WR..... HM  
 Cedric Peerman, TB..... HM

**2009**  
 Nate Collins, DT..... 1st Team  
 Ras-I Dowling, CB..... 2nd Team  
 Steve Greer, LB..... HM  
 Robert Randolph, PK..... HM

**2010**  
 Chase Minnifield, CB..... 1st Team  
 Keith Payne, RB..... 2nd Team

**2011**  
 Matt Conrath, DT..... 1st Team  
 Chase Minnifield, CB..... 1st Team  
 Austin Pasztor, OG..... 1st Team  
 Oday Aboushi, OT..... 2nd Team  
 Steve Greer, LB..... 2nd Team  
 Perry Jones, TB..... HM  
 Rodney McLeod, S..... HM  
 Anthony Mihota, C..... HM

**2012 (ACSMA)**  
 Oday Aboushi, OT..... 1st Team  
 Steve Greer, LB..... 1st Team  
 Jake McGee, TE..... HM  
 Demetrious Nicholson, CB..... HM  
 La'Roy Reynolds, LB..... HM

**2012 (ACC Coaches)**  
 Oday Aboushi, OT..... 1st Team  
 Steve Greer, LB..... 2nd Team  
 Morgan Moses, OT..... HM  
 Demetrious Nicholson, CB..... HM  
 La'Roy Reynolds, LB..... HM

**2013 (ACSMA)**  
 Anthony Harris, SS..... 1st Team  
 Kevin Parks, RB..... 2nd Team  
 Morgan Moses, OT..... 3rd Team  
 Brent Urban, DT..... HM

**2013 (ACC Coaches)**  
 Anthony Harris, SS..... 1st Team  
 Kevin Parks, RB..... 2nd Team  
 Morgan Moses, OT..... 2nd Team

**2014 (ACSMA)**  
 Quin Blanding, FS..... 2nd Team  
 Maurice Canady, CB..... 2nd Team  
 Henry Coley, ILB..... 2nd Team  
 Ian Frye, PK..... 2nd Team  
 Eli Harold, DE..... 2nd Team  
 Anthony Harris, SS..... 3rd Team  
 Kevin Parks, RB..... 3rd Team  
 Max Valles, OLB..... 3rd Team  
 David Dean, DT..... HM  
 Darius Jennings, KR..... HM

**2014 (ACC Coaches)**  
 Quin Blanding, FS..... 2nd Team  
 Henry Coley, ILB..... 2nd Team  
 Ian Frye, PK..... 2nd Team  
 Eli Harold, DE..... 2nd Team  
 Kevin Parks, RB..... 2nd Team  
 Maurice Canady, CB..... 3rd Team  
 David Dean, DT..... 3rd Team  
 Anthony Harris, SS..... 3rd Team  
 Max Valles, OLB..... 3rd Team  
 Darius Jennings, KR..... HM

**2015 (ACSMA)**  
 Quin Blanding, FS..... 1st Team  
 Micah Kiser, ILB..... 1st Team  
 Canaan Severin, WR..... 2nd Team  
 Taquan Mizzell, TB..... 3rd Team  
 Ross Burbank, OG..... HM  
 Nicholas Conte, P..... HM  
 David Dean, DT..... HM

**2015 (ACC Coaches)**  
 Quin Blanding, FS..... 2nd Team  
 Micah Kiser, ILB..... 2nd Team  
 Canaan Severin, WR..... 2nd Team  
 Ross Burbank, OG..... 3rd Team  
 Taquan Mizzell, TB..... 3rd Team  
 Nicholas Conte, P..... HM  
 David Dean, DT..... HM

**2016 (ACSMA)**  
 Quin Blanding, FS..... 1st Team  
 Nicholas Conte, P..... 1st Team  
 Micah Kiser, ILB..... 1st Team  
 Taquan Mizzell, TB..... HM

**2016 (ACC Coaches)**  
 Quin Blanding, FS..... 1st Team  
 Nicholas Conte, P..... 1st Team  
 Micah Kiser, ILB..... 1st Team

**2017**  
 Quin Blanding, FS..... 1st Team  
 Micah Kiser, ILB..... 1st Team  
 Lester Coleman, P..... 2nd Team  
 Olamide Zaccheaus, WR..... 2nd Team  
 Juan Thornhill, CB..... 3rd Team  
 Chris Peace, OLB..... HM  
 Joe Reed, KR..... HM

**2018**  
 Bryce Hall, CB..... 1st Team  
 Juan Thornhill, SS..... 1st Team  
 Olamide Zaccheaus, WR..... 1st Team  
 Chris Peace, OLB..... 3rd Team  
 Joe Reed, KR..... 3rd Team  
 Evan Butts, TE..... HM  
 Jordan Ellis, TB..... HM  
 Bryce Perkins, QB..... HM

**2019**  
 Joe Reed, AP..... 1st Team  
 Joe Reed, KR..... 1st Team  
 Bryce Perkins, QB..... 2nd Team  
 Jordan Mack, ILB..... 3rd Team  
 Joey Blount, S..... 3rd Team  
 Brian Delaney, PK..... HM  
 Hasise Dubois, WR..... HM  
 Olusegun Oluwatimi, C..... HM  
 Eli Hanback, DE..... HM  
 Charles Snowden, OLB..... HM  
 Zane Zandier, ILB..... HM

**2020**  
 Charles Snowden, OLB..... 2nd Team  
 Nick Jackson, ILB..... 3rd Team  
 Chris Glaser, OG..... HM  
 Billy Kemp IV, WR..... HM  
 Zane Zandier, ILB..... HM

**2021**  
 Dontayvion Wicks, WR..... 1st Team  
 Jelani Woods, TE..... 1st Team  
 Keytaon Thompson, AP..... 2nd Team  
 Olusegun Oluwatimi, C..... 2nd Team  
 Nick Jackson, LB..... 2nd Team  
 Brennan Armstrong, QB..... 3rd Team  
 Billy Kemp IV, WR..... 3rd Team  
 Bobby Haskins, OT..... HM



**Annual ACC Statistics Leaders**

Year	Player	Category	No.	Year	Player	Category	No.
1956	Nelson Yarbrough	Passing Yards	626 yards	1990	Herman Moore	Receiving Yards	108.2 ypg.
1956	Fred Polzer	Receiving	24 receptions	1990	Jake McInerney	Kick Scoring	94 points
1956	Fred Polzer	Receiving Yards	221 yards	1991	Matt Blundin	Passing Efficiency	159.6
1957	Jim Bakhtiar	Rushing Yards	822 yards	1991	Ed Garno	Punting	42.0 ypp.
1957	Fred Polzer	Receiving	25 receptions	1992	Bobby Goodman	Passing Efficiency	137.4
1957	Rece Whitley	Interceptions	5 interceptions	1992	Terry Kirby	Rushing Yards	141.3 ypg.
1958	Sandy Dempsey	Passing Yards	697 yards	1992	Terry Kirby	All-Purpose Yards	171.5 ypg.
1958	Sonny Randle	Receiving	47 receptions	1992	Chris Slade	Quarterback Sacks	14 sacks
1958	Sonny Randle	Receiving Yards	642 yards	1993	Randy Neal	Tackles Per Game	12.6 tpg.
1958	Sonny Randle	Kickoff Return Yards	506 yards	1993	Mike Frederick	Tackles For Loss	21 TFL
1958	Sonny Randle	All-Purpose Yardage	1,253 yards	1994	Mike Groh	Passing Efficiency	143.8
1959	Tom Gravins	Kickoff Return Yards	346 yards	1994	Rafael Garcia	Scoring	7.7 ppg.
1960	Fred Shepherd	Rushing Yards	653 yards	1994	Rafael Garcia	Kick Scoring	85 points
1963	Tom Krebs	Interceptions	4 interceptions	1994	Ronde Barber	Interceptions	0.73 ipg.
1964	Roger Davis	Kickoff Return Yards	481 yards	1995	Tiki Barber	All-Purpose Yards	158.8 ypg.
1965	Tom Hodges	Passing Yards	1,299 yards	1996	Tiki Barber	Rushing Yards	123.6 ypg.
1965	John Pincavage	Receiving	45 receptions	1996	Tiki Barber	Punt Return Yards	12.7 ypr.
1965	John Pincavage	Receiving Yards	572 yards	1996	Tiki Barber	All-Purpose Yards	169.0 ypg.
1965	John Pincavage	All-Purpose Yards	1,192 yards	1997	Aaron Brooks	Passing Efficiency	151.0
1966	Bob Davis	Total Offense	1,688 yards	1998	Thomas Jones	Rushing Yards	118.5 ypg.
1966	Bob Davis	Passing Yards	1,461 yards	1998	Patrick Kerney	Quarterback Sacks	15 sacks
1966	Frank Quayle	Scoring	66 points	1999	Thomas Jones	Rushing Yards	163.5 ypg.
1966	Frank Quayle	All-Purpose Yards	1,616 yards	1999	Thomas Jones	All-Purpose Yards	186.7 ypg.
1967	Frank Quayle	All-Purpose Yards	1,497 yards	2000	Antwoine Womack	Rushing Yards	93.5 ypg.
1968	Frank Quayle	Rushing Yards	1213 yards	2001	Billy McMullen	Receiving	6.9 rpg.
1968	Frank Quayle	Scoring	84 points	2001	Billy McMullen	Receiving Yards	88.3 ypg.
1968	Frank Quayle	All-Purpose Yards	1,869 yards	2002	Matt Schaub	Passing Efficiency	147.5
1971	Bill Davis	Receiving	4.5 rpg.	2003	Almondo Curry	Interceptions	0.46 ipg.
1971	Bill Davis	Receiving Yards	56.1 ypg.	2004	Wali Lundy	Scoring	8.5 ppg.
1972	Dave Sullivan	Receiving	4.6 rpg.	2004	Alvin Pearman	All-Purpose Yards	161.5 ypg.
1973	Scott Gardner	Total Offense	192.7 ypg.	2004	Darryl Blackstock	Quarterback Sacks	10.5 sacks
1973	Scott Gardner	Passing	*9.0 cpg.	2005	Marcus Hamilton	Interceptions	0.50 ipg.
1973	Harrison Davis	Receiving	4.0 rpg.	2007	Chris Long	Quarterback Sacks	1.08 spg.
1973	Harrison Davis	Receiving Yards	70.3 ypg.	2007	Chris Long	Tackles for Loss	1.46 tpg.
1975	Scott Gardner	Total Offense	144.8 ypg.	2007	Ryan Weigand	Punting	45.2 avg.
1975	Scott Gardner	Passing	*12.1 cpg.	2008	Vic Hall	Fumbles Caused	0.42 fcp/g
1975	Tom Fadden	Receiving	4.4 rpg.	2010	Keith Payne	Scoring	8.7 ppg.
1977	Russ Henderson	Punting	42.5 ypp.	2010	Keith Payne	TD Scoring	96 points
1977	Derrick Gasper	Interceptions	0.45 ipg.	2013	Anthony Harris	Interceptions	0.67 ipg.
1978	Sean McCall	Kickoff Return Yards	26.9 ypr.	2015	Micah Kiser	Tackles	9.8 tpg.
1978	Russ Henderson	Punting	42.5 ypp.	2016	Nicholas Conte	Punting	44.3 ypp.
1979	Pat Chester	Punt Return Yards	9.9 ypr.	2016	Micah Kiser	Tackles	11.2 tpg.
1980	Pat Chester	Punt Return Yards	10.1 ypr.	2016	Quin Blanding	Solo Tackles	5.8 tpg.
1980	Bryan Shumock	Interceptions	0.45 ipg.	2017	Joe Reed	Kickoff Return Yards	29.7 ypr.
1983	Billy Smith	Receiving Yards	70.6 ypg.	2017	Micah Kiser	Tackles	11.2 tpg.
1984	Ray Daly	Interceptions	0.45 ipg.	2018	Olamide Zaccheaus	Receptions	93 catches
1985	Barry Word	Rushing Yards	122.4 ypg.	2018	Bryce Perkins	Points Responsible For	206 points
1985	Kenny Stadlin	Kick Scoring	76 points	2018	Bryce Hall	Passes Defended	24 passed def.
1985	Barry Word	All-Purpose Yards	137.6 ypg.	2019	Bryce Perkins	Total Offense	307.6 ypg
1987	Scott Secules	Passing Efficiency	132.3	2019	Joe Reed	Kickoff Return Yards	33.2 ypr
1987	Keith McMeans	Interceptions	0.90 ipg.	2020	Lavel Davis Jr.	Yards per reception	25.8 ypr
1988	Keith McMeans	Interceptions	0.45 ipg.	2021	Brennan Armstrong	Total Offense	4,700 yards
1990	Shawn Moore	Total Offense	256.8 ypg.	2021	Brennan Armstrong	Passing Yards	4,449 yards
1990	Terry Kirby	Rushing Yards	92.7 ypg.	2021	Brennan Armstrong	Passing Avg/Game	404.5 ypg
1990	Shawn Moore	Passing Efficiency	160.7	2021	Brennan Armstrong	Points Responsible For	22.5 ppg.
1990	Jake McInerney	Scoring	8.5 ppg.	2021	Nick Jackson	Tackles/Tackles per game	117/9.8 tpg.
				2021	Dontayvion Wicks	Yards per reception	21.1 ypr.

\*Based on completions per game



## FIRST-TEAM ALL-AMERICANS

### All-America Team Key

AAFF - All-American Football Foundation  
 AFCA - American Football Coaches Association (previously Kodak)  
 AP - Associated Press  
 CBS - CBS Sportsline or CBSSports.com  
 CFD - College Football Digest  
 CFN - CollegeFootballNews.com  
 COL - Colliers Magazine  
 CNNSI - CNNSI.com  
 CPFN - College & Pro Football Newsweekly  
 CSTV - College Sports TV  
 FD - Football Digest  
 FN - The Football News  
 FWAA - Football Writers Association of America  
 INS - International News Service  
 PS - Phil Steele  
 K - Kodak  
 NEA - Newspaper Enterprise Association  
 RIV - Rivals.com  
 SHNS - Scripps Howard News Service  
 SI - Sports Illustrated  
 SN - The Sporting News  
 UPI - United Press International  
 WCF - Walter Camp Football Foundation  
 YHO - Yahoo! Sports  
 USA - USA Today

### Jim Bakhtiar

1957 - FW

Jim Bakhtiar was an outstanding fullback, linebacker and kicker from 1955-57. Bakhtiar was selected to the Football Writers first-team All-America squad at fullback in 1957 after leading the ACC in rushing with 822 yards. He rushed for 2,434 yards and 13 touchdowns for his career and was the most dominant ballcarrier in the Atlantic Coast Conference's first decade. Upon completion of his career he was first in league history in rushing yards, rushing attempts and most 100-yard games.



### Quin Blanding

2017 - CFN


Quin Blanding finished his career as the program's all-time leader in career tackles with 495 and assisted tackles with 235. Upon graduation, his career total of 495 tackles ranked No. 1 all-time among ACC defensive backs and is in a two-way tie for No. 6 all-time in ACC history. He started all 49 games in which he played, the most by a safety in school history. He finished No. 2 in the ACC in tackles in each of his four seasons, a feat that had never been accomplished before in league history. A three-time All-American, he helped return UVA to postseason play as a senior in the Military Bowl.



### Will Brice

1995 - FW


Will Brice was named a first-team All-America punter in 1995. He also was a second-team All-America selection by *The Sporting News* and first-team All-ACC selection. Brice's All-America season was instrumental in leading the 1995 Cavaliers to a 9-4 record, a share of the ACC championship and a 34-27 victory over Georgia in the Peach Bowl. He had 17 punts of 50 yards or longer and he buried 26 punts inside the 20.



### Ahmad Brooks

2004 - SN, CSTV

As a sophomore in 2004, Ahmad Brooks was one of three finalists for the Butkus Award. He led the team in tackling for the second year in a row (7.5/g) and earned first-team All-American honors from *The Sporting News* and CSTV. Brooks finished his career with 13 sacks, fourth most by a UVA linebacker, and 234 tackles. He was selected by the Cincinnati Bengals in the third round of the 2006 NFL Supplemental Draft.



### Elton Brown

2004 - AFCA, WCF

Elton Brown became just the third consensus All-American lineman in school history (joining T Jim Dombrowski in 1985 and G Mark Dixon in 1993) as a senior in 2004. That season, he won the Jacobs Blocking Trophy as the ACC's top blocker in voting by the league's head coaches for the second consecutive season. Brown started 39 games in his career and did not allow a sack during his senior season.



### Mark Dixon

2004 - AP, UPI, FN, WCF, FWAA, CPFN, SN

Mark Dixon earned consensus All-America honors at guard in 1993 as Virginia finished with a 7-5 record and played in the 1994 Carquest Bowl. He was also named a first-team All-Atlantic Coast Conference selection in 1993 and received the Jacobs Blocking Trophy as the ACC's best blocker. Dixon was named the ACC Offensive Lineman of the Week as a senior following his performance in Virginia's win over Georgia Tech.



### Jim Dombrowski

1985 - AP, CPFN, FN, FWAA, K, SN, UPI

In 1985 Jim Dombrowski became UVA's first-ever unanimous All-American. In addition, the tackle became only the fifth Cavalier gridded to have his number (73) retired. The two-time winner of the Jacobs Blocking Trophy (recognizing the ACC's best blocker) helped lead UVA to three straight winning seasons and a 27-24 victory over Purdue in the 1984 Peach Bowl.



### Bill Dudley

1941 - AP, UPI, INS, COL

As a 19-year-old senior in 1941, "Bullet" Bill Dudley led Virginia to a sparkling 8-1 record and had a hand in 206 of the 279 points that the Cavaliers scored. He led the nation that year in points scored (134) and finished second nationally in total offense (1,824 yards). A member of the National Football Foundation's College Football Hall of Fame and the Pro Football Hall of Fame, Dudley became the first Cavalier to have his number (35) retired. He finished fifth in the 1941 Heisman balloting.





### Percy Ellsworth

1995 – FN, AAFF

Percy Ellsworth became the first UVA defensive back to receive first-team All-America honors, earning that distinction in 1995. He tied for the team lead in interceptions (six) and pass break-ups (12) in 1995 while leading UVA's defensive backs with 68 total tackles. Ellsworth finished his Cavalier career with 10 interceptions, tying for 12th-most in UVA history. He helped the team to back-to-back nine-win seasons as a junior and senior, a share of the 1995 ACC championship and two bowl victories.



### D'Brickshaw Ferguson

2005 – AP

D'Brickshaw Ferguson finished his Virginia career as the most decorated offensive lineman in school history. He was named a first-team All-American as a senior in 2005 and was an all-ACC pick as both a junior and senior. He started all 49 games in which he played, the most by an offensive lineman in school history. His 49 career starts are the second-most starts by an offensive lineman in ACC history and a figure topped by only 13 O-linemen in FBS history at the time his career ended.



### Anthony Harris

2013 – SI

Anthony Harris received first-team All-America honors following one of the best seasons ever by a UVA defensive back. He led the nation with eight interceptions in 2013, tying for the second-best season in UVA history. The first-team All-ACC honoree set a UVA record in 2013 with at least one interception in five consecutive games (six total during the span). He finished his career tied for No. 10 all-time at UVA with 11 interceptions.



### Micah Kiser

2017 – SN


Micah Kiser earned first-team All-America honors in 2017 after becoming the second player in ACC history to lead the league in tackles in three consecutive seasons. With a 3.42 GPA, he won the prestigious 2017 Campbell Trophy, which has been dubbed the "Academic Heisman," after posting the second-best tackle season in UVA history with 145 stops as a senior. Finished his career with 411 career tackles, which ranks No. 5 all-time at UVA. He recorded 21 career double-digit tackle games over his 37 career starts. A two-time All-American, he helped return UVA to postseason play as a senior in the Military Bowl.



### Thomas Jones

1999 – AP, FN, FWAA, WCFF, SN, CPFN, CBS, FD, CFD

Thomas Jones was a consensus first-team All-American in 1999. He became the ACC's first consensus All-America running back since 1978 and just the third in league history. He was UVA's first consensus All-America offensive back since Bill Dudley in 1941 and the eighth consensus All-American in school history. Jones finished eighth in balloting for the Heisman Trophy. He established ACC and UVA records with 1,798 yards rushing and 2,054 all-purpose yards as a senior. Jones ranked third in the nation in rushing (163.5 ypg) and all-purpose yards (186.7 ypg), while his four 200-yard rushing games led the nation.



### Patrick Kerney

1998 – FN, FWAA

A first-team All-ACC selection, Kerney finished second in balloting for the 1998 ACC Defensive Player of the Year by one vote to fellow Cavalier All-American Anthony Poindexter. Kerney was one of five finalists for the Bronko Nagurski Award. He became the first Cavalier defensive end to earn first-team All-America honors since Chris Slade in 1992. Kerney led the ACC and ranked second in the nation in quarterback sacks in 1998 with 15. He finished second in the conference and 10th nationally with 21 tackles for loss.



### Noel LaMontagne

1999 – SN

Noel LaMontagne was recognized as a first-team All-American in 1999 and earned first-team All-ACC honors for the second consecutive year that season. He and center John St. Clair became the first two UVA offensive linemen to win first-team All-America distinction in the same season. A 1999 tri-captain, LaMontagne also won the Jim Tatum Award, given annually to the top student-athlete among the ACC's senior football players. He helped open holes all season long for consensus All-America tailback Thomas Jones, who rushed for an ACC-record 1,798 yards.



### Chris Long

2007 – AP, AFCA, SN, WCFF, FWAA, CBS, RIV, AAFF

In 2007 defensive end Chris Long became just the third unanimous All-American in Virginia history and the 11th player to receive consensus All-America status. He was named the ACC's Defensive Player of the Year and won the Ted Hendricks Award as the nation's outstanding defensive end. He was also a finalist for the Nagorski Trophy, Lombardi Award and the Lott Trophy. He finished third in the nation with 14 sacks and finished 10th in the voting for the Heisman Trophy.





## Eugene "Buck" Mayer

1915 - INS

Eugene "Buck" Mayer became the first player from a Southern school to earn first-team All-America honors, gaining that distinction in 1915. In one of his best individual performances, he scored five touchdowns in a 74-0 win over Richmond in 1915. The Cavaliers went on to post an 8-1 record that year, losing only to Harvard. Mayer captained UVA's 1914 squad and helped lead Virginia to a four-year record of 39-6 record from 1912-15. During his career, he scored 46 touchdowns and 293 points, records that stood for more than 80 years.



## Heath Miller

2004 - AFCA, AP, WCFF, FWAA, SN

Heath Miller rewrote the UVA and ACC record books during a stellar three-year career with 144 passes for 1,703 yards and 20 touchdowns, all records for a tight end. He capped his UVA career in 2004 by winning the Mackey Award as the nation's top tight end, becoming Virginia's first major award winner since 1941. He became the second unanimous All-American in school history (Jim Dombrowski, 1985). The first unanimous All-American tight end in ACC history, he became the first UVA tight end to earn first-team All-ACC recognition twice.



## Herman Moore

1990 - AP, UPI, SN, FN, FWAA

Herman Moore, half of UVA's highly-touted "Moore to Moore" pass-catch combination, was named a first-team All-American in 1990. Moore also was a unanimous first-team All-ACC selection in 1990 and finished sixth that season in the Heisman Trophy balloting. While at Virginia, he became the all-time ACC leader for most receiving yards in a season with 1,190 in 1990. He finished his career as the NCAA record-holder for most consecutive games in a season with a touchdown reception (nine in 1990) and most yards per catch in a career (22.0 average). Moore established UVA career records for most touchdown receptions (27) and most receiving yards (2,504).



## Shawn Moore

1990 - AFCA, FWAA

Shawn Moore quarterbacked UVA to two New Year's Day Bowl appearances and a share of the school's first-ever ACC championship. Virginia's all-time passing and total offense leader set over 30 combined NCAA, conference and school records. Moore became the first ACC quarterback to lead the nation in passing efficiency (160.7) in 1990 while completing 144 of 241 passes for 2,262 yards and 21 touchdowns. Moore finished fourth in balloting for the 1990 Heisman Trophy, capturing more votes than any other player in ACC history at that time and was the ACC Player of the Year.



## Joe Palumbo

1951 - AP, NEA

Joe Palumbo is considered the best defensive guard in Cavalier football history. During his three varsity seasons (1949-51), Virginia posted a 23-5 mark and recorded seven shutouts. Palumbo captained head coach Art Guepe's 1951 squad and was a first-team All-America selection that season. In 1951, He is one of six Cavaliers to have his number (48) retired. Palumbo was inducted into the National Football Foundation and College Football Hall of Fame in August of 1999.



## John Papit

1949 - NEA

John Papit earned All-America honors in 1949. He was a rare fullback who had the speed and shiftiness to go all the way anytime he carried the ball. As a member of the 1947-50 teams, he was always the leading rusher. His best game was a 224-yard effort against Washington & Lee in 1948, which still stands as UVA's single-game rushing record. In 1949, he rushed for 1,214 yards which was Virginia's single-season rushing record until broken by Barry Word (1,224) in 1985. He is Virginia's fourth all-time leading rusher with 537 carries for 3,238 yards.



## Anthony Poindexter

1997 - SN

1998 - FWAA, AP, SN, CPFN

Anthony Poindexter earned first-team All-America honors as a defensive back in 1997 and 1998, just the second two-time first-team All-American in UVA history. The 1998 ACC Defensive Player of the Year, Poindexter became only the third player in school history to earn first-team All-Conference honors three times. The two-time team captain led UVA in a number of statistical categories, including tackles (73, 10.4 per game), interceptions (3), fumbles recovered (2) and fumbles caused (2). His three quarterback sacks in 1998 marked the most ever by a Cavalier defensive back. He finished his career ranked seventh in school history with 342 tackles.



## Joe Reed

2019 - WCFF, FWAA, CBS, PS


Joe Reed earned first-team All-America honors in 2019 after leading the nation with an average of 33.2 yards per kick return while winning the Jet Award as the nation's top returner. He smashed the UVA career return yardage record with 3,042 yards, making him only the 10th player in FBS history to accumulate 3,000+ career kick return yards. Reed graduates from Virginia with a career kick return average of 28.7 yards per return, making him the first player in FBS history with at least 2,700+ career return yards and a career kick return average of 28+ yards per return. Reed also graduated tied for No. 9 all-time at UVA with 129 career receptions.



## Ray Roberts

1991 - SHNS, K

Ray Roberts started on three bowl teams and an ACC championship team at UVA. He culminated his outstanding Cavalier career as a senior in 1991, gaining first-team All-America status. Roberts was a first-team all-ACC selection and received the Jacobs Blocking Trophy as the ACC's best blocker in each of his last two seasons. In 1990, the team captain blocked for an offense that scored a then ACC-record 442 points.







## Ray Savage

1989 -K

Ray Savage earned All-America honors at defensive end/outside linebacker in 1989 as a member of one of the most successful teams in Cavalier football history. Led by Savage's brilliant defensive play, the 1989 Cavaliers rolled up a school-record 10 victories, earned a share of Virginia's first-ever ACC championship and met Illinois in the 1990 Florida Citrus Bowl. Savage finished the 1989 season with 91 tackles, including 49 solo stops and one quarterback sack. He finished his outstanding career ranked fourth among UVA's all-time leading tacklers with 302 total stops.



## Tom Scott

1952 - AP, NEA

Tom Scott was UVA's first two-sport All-American (in football and lacrosse). He was a stand-out two-way end on the Cavalier football team, leading UVA to a superb three-year record of 24-5 from 1950-52. Virginia finished the 1951 season with an 8-1 record and ranked 13th nationally in The Associated Press' final Top-20 poll. As a senior in 1952, Scott helped lead Virginia to an 8-2 record and was selected an All-American. He also was a member of Virginia's National Champion lacrosse team in 1952 and was an All-America defenseman in 1953.



## Chris Slade

1992 - AP, UPI, FN, SN, FWAA, WCFF

1991 - CPFN

Chris Slade was the first UVA player to earn first-team All-America honors for two seasons (1991 and 1992). He set Virginia and ACC career records for quarterback sacks with 40, including 31 unassisted. A team captain in 1992, Slade was named Defensive Player of the Year in 1992 by *Football News* and was a first-team All-America selection in both 1991 and 1992. Slade was named Defensive MVP of the 1990 Florida Citrus Bowl after posting a game-high 11 tackles. Slade finished fifth on UVA's list for career tackles with 299.



## John St. Clair

1999 - CNNSI, CFN

John St. Clair became the first center in school history to win first-team All-America distinction in 1999. He and OG/T Noel LaMontagne are the first two UVA offensive linemen to win first-team All-America honors in the same season. St. Clair also received the 1999 Jacobs Blocking Trophy as the best blocker in the ACC. His play was instrumental in clearing the way for consensus All-America tailback Thomas Jones, who rushed for an ACC-record 1,798 yards. St. Clair also started at center in 1998, helping UVA lead the ACC in rushing offense (213.1 yards per game).



## All-Time Virginia All-Americans

1915 Allen Thurman, G .....	Charles Parker-3
1915 Eugene Mayer, B .....	MNK-1, PD-1, Newark Star-1 St. Louis Times-1
1916 Allen Thurman, G .....	Charles Parker-3
1940 Bill Dudley, B .....	AP-3
1941 Bill Dudley, B .....	AP-1, ALP-1, FBD-1, WIL-1, UPI-1, GR-1 NYS-1, BC-1, NW-1, INS-2, NEA-2, CP-2, BST-3
1944 Henry Walker, E .....	AP-2, BST-2, FBD-3
1945 Henry Walker, E .....	AP-3, FBD-3
1949 John Papit, RB .....	NEA-1
1951 Joe Palumbo, MG .....	AP-1, NEA-1
1952 Tom Scott, E .....	AP-1, NEA-1
1957 Jim Bakhtiar, RB .....	FW-1, NYN-1
1978 Russ Henderson, P .....	FN-3
1984 Lester Lyles, S .....	AP-3
1984 Jim Dombrowski, T .....	TSN-2
1985 Jim Dombrowski, T .....	AP-1, UPI-1, FN-1, FW-1, CPF-1 TSN-1, WCF-1, AFC-1
1989 Roy Brown, G .....	AP-2
1989 Ray Savage, LB .....	KDK-1, CPF-2
1990 Herman Moore, WR .....	AP-1, UPI-1, SN-1, FN-1, FW-1
1990 Shawn Moore, QB .....	AFCA-1, FW-1, AP-2, UPI-2, TSN-2
1991 Ray Roberts, T .....	SH-1, AFCA-1, AP-2, CPF-2, FN-2, UPI-2
1991 Chris Slade, LB .....	CPF-1, FN-2, AP-3
1992 Chris Slade, DE .....	AP-1, UPI-1, FN-1, TSN-1, FW-1, WCF-1, CPF-2
1993 Mark Dixon, G .....	AP-1, UPI-1, FN-1, WCF-1, FW-1, CPF-1, TSN-1
1994 Ronde Barber, CB .....	AP-3
1995 Percy Ellsworth, S .....	FN-1, AP-1
1995 Will Brice, P .....	FW-1, TSN-2
1995 Ronde Barber, CB .....	CSM-3
1995 Tiki Barber, RB .....	CSM-3
1995 Rafael Garcia, PK .....	CSM-3
1996 Rafael Garcia, PK .....	AP-2, TSN-2
1996 Ronde Barber, CB .....	FN-2, TSN-3
1996 Anthony Poindexter, S .....	TSN-2
1996 Tiki Barber, RB .....	FN-3
1996 Jamie Sharper, LB .....	FN-3
1997 Anthony Poindexter, S .....	TSN-1, AP-3
1998 Anthony Poindexter, S .....	AP-1, TSN-1, FW-1, FBD-1, FN-2
1998 Patrick Kerney, DE .....	FW-1, FN-1, FBD-1, AP-2, TSN-2
1998 Wali Rainer, LB .....	FN-2
1999 Thomas Jones, RB .....	FW-1, CBS-1, FBD-1, FN-1, WCF-1, TSN-1
1999 John St. Clair, C .....	CFBD-1, CNN-1, FN-2
1999 Noel LaMontagne, G .....	TSN-1
2001 Billy McMullen, WR .....	FN-3
2003 Heath Miller, TE .....	CFBN-3
2003 Connor Hughes, PK .....	CNN-3
2004 Elton Brown, G .....	AP-1, WC-1, TSN-1, FC-1, ESPN-1, CNNSI-1
2004 Heath Miller, TE .....	AP-1, FW-1, WCF-1, TSN-1, FC-1, CFN-1, CNNSI-1, CBS-1, ESPN-1
2004 Ahmad Brooks, LB .....	TSN-1, AP-2
2005 D'Brickashaw Ferguson, T .....	AP-1, FW-1, TSN-1, AFCA-1, WCF-1, CBS-1, CFN-1, ESPN-1, CNN-1
2007 Chris Long, DE .....	AP-1, FW-1, TSN-1, AFCA-1, WCF-1, CBS-1, CFN-1, RIV-1, ESPN-1
2007 Branden Albert, G .....	AP-3
2008 Eugene Monroe, T .....	AP-2, WCF-2, RIV-2, TSN-2, CFN-3
2011 Chase Minnifield, CB .....	CBS-2, YHO-3
2011 Austin Pasztor, T .....	AP-2
2013 Anthony Harris, SS .....	SI-1, WCF-2
2015 Quin Blanding, FS .....	USA-2
2016 Quin Blanding, FS .....	SN-2, SI-2
2016 Micah Kiser, ILB .....	FWAA-2
2017 Quin Blanding, FS .....	CFN-1, WCF-2, FWAA-2, SN-2, USA-2, AP-2
2017 Micah Kiser, ILB .....	SN-1, WCF-2, FWAA-2, SN-2, CBS-2, USA-2, AP-3
2018 Bryce Hall, CB .....	WCF-2, FWAA-2, CFN-HM
2018 Juan Thornhill, SS .....	CFN-HM
2019 Joe Reed, KR .....	WCF-1, FWAA-1, CBS-1, PS-1, SI-2, USA-2
2021 Olusegun Oluwatimi .....	FWAA-2, PS-2



# ACADEMIC HONORS

## National Football Foundation Scholar-Athletes

In 1959, The National Football Foundation unveiled its National Scholar-Athlete program. The Foundation's National Scholar-Athlete Awards program consists of graduate fellowships that are awarded on an annual basis to a select group of college football players in their senior year of eligibility who have demonstrated outstanding academic success, exemplary community leadership and superior football performance. Every fall, The National Football Foundation's Awards Committee selects approximately 15 scholar-athletes from across the country for these prestigious fellowships that can be used for postgraduate studies.

- 1962 – Gary Cuozzo
- 1993 – Tom Burns
- 1996 – Tiki Barber
- 1997 – Stephen Phelan
- 2017 – Micah Kiser
- 2019 – Jordan Mack

## The William V. Campbell Trophy

Named in the honor of William V. Campbell, a business executive and former player, captain and head coach at Columbia University, the trophy has become the most prestigious and desirable “academic” award in college football. The trophy, often referred to as the “Academic Heisman,” recognizes an individual as the absolute best in the country for his academic success, football performance and exemplary community leadership. UVA is one of five schools with multiple Campbell Trophy winners, joining Florida (3), Ohio State (2), Tennessee (2) and Texas (2).

- 1993 – Tom Burns
- 2017 – Micah Kiser

## AFCA Academic Achievement Award

The Academic Achievement Award has been presented annually since 1981. The award recognizes a Football Bowl Subdivision school with the highest graduation rate among members of its football team. Virginia has earned the award three times (1985, 1986 and 2017). Schools with a 75 percent graduation rate are accorded an honorable mention listing. Virginia has earned that distinction 27 times.

## Rhodes Scholar Athletes

Between 1913 and 1932 eight Virginia football players received the prestigious Rhodes Scholarship.

- 1913 – John Ray
- 1914 – Robert Gooch
- 1916 – George Anderson
- 1917 – Arthur Kinsolving
- 1922 – Eldridge Campbell
- 1925 – Coleman Walker
- 1926 – Walter Brown
- 1932 – Fenton Gentry



*A three-year starter at linebacker, Micah Kiser majored in foreign affairs and earned first-team All-America honors in 2017, second-team All-America honors in 2016 and was a second-team Academic All-American in 2016. He was the Campbell Trophy recipient—the “Academic Heisman”—in 2017. Kiser is just the second player in ACC history to lead the league in tackles three years in a row, joining Boston College’s Luke Kuechly (2009-11).*






As the 2017 Campbell Trophy winner, linebacker Micah Kiser was interviewed by ESPN's Tom Rinaldi at the 2017 ESPN Home Dept College Football Awards show in Atlanta, Ga., inside the College Football Hall of Fame.

## CoSIDA Academic All-Americans


Academic All-Americans are selected by the College Sports Information Directors Association (CoSIDA). To be considered, a student-athlete must have a cumulative grade point average of 3.2, be at least a sophomore academically and be a starter or significant reserve.

Year – Player	Team
1966 – Don Parker, DT	2nd team
1972 – Tom Kennedy, OG	1st Team
1975 – Bob Meade, DT	1st Team
1979 – Pat Chester, DB	2nd Team
1982 – Ed Reynolds, DL	2nd Team
1992 – Tom Burns, LB	1st Team
1993 – Tom Burns, LB	1st Team
1995 – Tiki Barber, RB	1st Team
1996 – Tiki Barber, RB	1st Team
1997 – Stephen Phelan, DB	1st Team
2016 – Micah Kiser, ILB	2nd Team
2017 – Kurt Benkert, QB	2nd Team

## FIRST-TEAM ACADEMIC ALL-AMERICANS



Tiki Barber



Tom Burns



Tom Kennedy



Bob Meade



Stephen Phelan



# ALL-ACC ACADEMIC

Virginia has produced 246 Academic All-ACC selections and 12 Academic All-Americans since 1954. Those Cavaliers who have earned both first-team All-ACC honors and made the All-ACC Academic team in the same season are listed in bold.

- 1954**  
Jim St. Clair, G
- 1955**  
Jim Bakhtiar, FB  
John Corson, G
- 1956**  
John Corson, G  
Henry Jordan, T
- 1957**  
Frank Call, G
- 1959**  
Bill Kanto, T
- 1960**  
Joe Kehoe, E
- 1961**  
Bill Kanto, T
- 1962**  
Gary Cuozzo, QB
- 1963**  
Bob Kowalkowski, T  
Turnley Todd, C
- 1964**  
Tom Hodges, QB  
Jim Winget, G
- 1965**  
Tom Hodges, QB  
Don Parker, E
- 1966**  
Fred Jones, C  
Don Parker, E  
Kenny Poates, WR
- 1967**  
Al Sinesky, E
- 1968**  
Al Sinesky, E  
Tommy Thomas, G
- 1969**  
Gary Helman, FB  
Ed Kihm, E  
Gary Saft, T  
Andy Selfridge, T  
Al Sinesky, E
- 1970**  
Robbie Gustafson, S  
Ed Kihm, E  
Abby Sallenger, T  
Jim Shannon, G  
Mike Sutt, HB
- 1971**  
Bob Burkley, T  
Bill Davis, E  
Gary Helman, FB  
Tom Kennedy, G  
Billy League, S  
Billy Maxwell, K  
**Andy Selfridge**, DT

- 1972**  
George Allen, QB  
Chuck Belic, SB  
Tom Kennedy, G  
Steve Shawley, G  
**Dave Sullivan**, WR
- 1974**  
**Dick Ambrose**, LB  
Eric Dahlgren, DB  
Jim Grobe, LB  
Doug Jones, DB  
Rich Switalski, C
- 1975**  
Don Flow, RB  
Ken Fulp, C  
**Tom Glassic**, G  
Dennis Kuczynski, G  
Bob Meade, DT  
Rich Switalski, C
- 1976**  
Billy Copeland, RB  
Ken Fulp, T  
Dennis Kuczynski, G  
Sam Prabe, LB  
David Sloan, RB
- 1977**  
Hans Bauman, T  
John Choma, T  
Ken Fulp, C  
Eddie Smith, G  
Jim Theiling, SE  
Al Windle, DE
- 1978**  
Caesar Alvarez, DT  
Tim Moon, TE  
Ken Newsome, LB  
Steve Potter, DE  
Joe Roseborough, DB  
Drew Schuett, DB  
Jim Theiling, SP
- 1979**  
Pat Chester, DB  
Tim Moon, TE  
Ken Newsome, LB  
Kurt Pierce, G
- 1980**  
Pat Chester, DB  
Todd Kirtley, QB  
Mark LaNeve, LB  
Sean McCall, DB  
Brian Musselman, C
- 1981**  
Frank Bizousky, T/C  
Jerry Glover, C  
Todd Kirtley, QB  
Bert Krupp, LB\*  
Mark Sanford, FB
- 1982**  
**Pat Chester**, DB\*  
Mike Eck, QB  
Chris McMahon, DE  
Nick Merrick, SE  
Ed Reynolds, DE  
Quentin Walker, WB  
Ed Zelle, G
- 1983**  
David Bond, NG  
Bryan Hitchcock, T  
Chris McMahon, C  
Quentin Walker, F

- 1984**  
**David Bond**, NG  
**Jim Dombrowski**, T  
Chris McMahon, DE  
Nick Merrick, SE  
Steve Morse, FB  
Paul Szymanski, G  
Scott Urch, NG
- 1985**  
**Jim Dombrowski**, T  
Vincent Toye, FB
- 1986**  
David Cardenas, CB\*  
Scott Urch, T
- 1987**  
Roy Brown, G  
David Cardenas, DB  
Joel Dempsey, TE/P  
Chris Kite, DB
- 1988**  
Jeff Allen, TE  
Kevin Cook, DB  
Tim Finkelston, WR  
Mark Inderlied, PK
- 1989**  
**Roy Brown**, G  
Ron Carey, NG  
Kevin Cook, DB  
Tim Finkelston, WR  
Ed Garno, P
- 1990**  
Derek Dooley, WR  
Ed Garno, P  
Joe Hall, DT  
Buddy Omohundro, DB  
**Ray Roberts**, T
- 1991**  
**Matt Blundin**, QB  
**Ed Garno**, P  
Tyrone Lewis, DB  
Buddy Omohundro, DB  
Tim Samec, C  
Gary Steele, FB
- 1992**  
Tom Burns, LB  
Charles Keiningham, G  
Terry Kirby, TB
- 1993**  
Tom Burns, LB\*  
Mike Frederick, DE  
Kyle Kirkeide, PK  
**Jim Reid**, T  
Charles Way, FB
- 1994**  
**Mike Frederick**, DE  
Chris Harrison, T  
Patrick Jeffers, WR  
Charles Way, FB
- 1995**  
**Jason Augustino**, T  
**Tiki Barber**, TB  
Jon Harris, DE  
Chris Harrison, T  
Patrick Jeffers, WR  
Jamie Sharper, LB

- 1996**  
**Tiki Barber**, TB  
**Ronde Barber**, DB  
Jon Harris, DE  
Tom Locklin, C  
Bryan Owen, WR  
Stephen Phelan, DB  
**Jamie Sharper**, LB  
Tim Sherman, QB  
Todd White, DT
- 1997**  
Stephen Phelan, DB\*  
**Anthony Poindexter**, DB  
Frank Rotella, P
- 1998**  
**Casey Crawford**, TE  
**Patrick Kerney**, DE  
**Noel LaMontagne**, G  
Dwayne Stukes, DB
- 1999**  
Dan Ellis, QB  
**Noel LaMontagne**, G/T\*  
Dwayne Stukes, DB
- 2000**  
Evan Routzahn, G  
Ljubomir Stamenich, DE
- 2001**  
Rashad Roberson, CB  
Evan Routzahn, G  
Ljubomir Stamenich, DE
- 2002**  
Sbernard Newby, S  
**Matt Schaub**, QB
- 2003**  
Chris Canty, DE  
Ryan Childress, LS  
Marcus Hamilton, CB  
Connor Hughes, PK  
Ryan Sawyer, WR  
Matt Schaub, QB
- 2004**  
Marcus Hamilton, CB  
Jermaine Hardy, S  
Connor Hughes, PK  
**Heath Miller**, TE  
Brennan Schmidt, DE  
Zac Yarbrough, C
- 2005**  
Mark Miller, LB  
Kurt Smith, PK  
Marcus Hamilton, CB  
Tom Santi, TE
- 2006**  
Tom Santi, TE
- 2007**  
Staton Jobe, WR  
Tom Santi, TE\*
- 2008**  
Andrew Devlin, TE
- 2009**  
Patrick Slebonick, OL
- 2010**  
Robert Randolph, PK
- 2011**  
Robert Randolph, PK

- 2012**  
Sean Cascarano, OG  
Henry Coley, LB  
Jake Snyder, DE
- 2013**  
Henry Coley, LB  
Jake Snyder, DE  
Alec Vozenilek, P/PK  
Rijo Walker, SS
- 2014**  
Wilfred Wahee, FS  
Connor Wingo-Reeves, FB
- 2015**  
Nicholas Conte, P  
Ian Frye, PK  
Matt Johns, QB  
**Micah Kiser**, LB  
Wilfred Wahee, FS  
Jay Whitmire, OT
- 2016**  
**Nicholas Conte**, P  
**Micah Kiser**, LB  
Jack McDonald, OG
- 2017**  
Evan Butts, TE  
Lester Coleman, P  
Jack English, OT  
**Micah Kiser**, LB  
Jordan Mack, LB  
Dillon Reinkensmeyer, C
- 2018**  
Marcus Applefield, OT  
Evan Butts, TE  
Lester Coleman, P  
Jordan Mack, LB  
Joe Reed, WR  
Dillon Reinkensmeyer, C
- 2019**  
Joey Blount, S  
Tanner Cowley, TE  
Nash Griffin, P  
Eli Hanback, DE  
Bobby Haskins, OT  
Terrell Jana, WR  
Jordan Mack, ILB\*  
Bryce Perkins, QB  
**Joe Reed**, WR/KR  
Dillon Reinkensmeyer, OT
- 2020**  
D'Angelo Amos, DB  
Joey Blount, S  
Brian Delaney, K  
Nash Griffin, P  
Nick Jackson, LB  
Terrell Jana, WR
- 2021**  
Mandy Alonso, DT  
Joey Blount, S  
Brendan Farrell, K  
Coen King, DB  
Keytaon Thompson, FBP  
**Jelani Woods**, TE

\* - Scholar Athlete of the Year



## UVA HALL OF FAME INDUCTEES

### College Football Hall-of-Famers

Bill Dudley, halfback, inducted in 1956  
 Earle "Greasy" Neale, head coach, inducted in 1967  
 Tom Scott, defensive end, inducted in 1979  
 Frank Murray, head coach, inducted in 1983  
 Joe Palumbo, middle guard, inducted in 1999  
 George Welsh, head coach, inducted in 2004  
 Jim Dombrowski, offensive tackle, inducted in 2008  
 Anthony Poindexter, safety, induction is Dec. 2020



Bill Dudley



Earle "Greasy" Neale



Tom Scott



Joe Palumbo



Frank Murray



George Welsh



Jim Dombrowski



Anthony Poindexter

### Virginia's Capital One Academic All-America Hall-of-Famers

Tiki Barber, tailback, inducted June 9, 2014

### Virginia's NFL Hall-of-Famers

Bill Dudley, halfback, inducted Dec. 6, 1966  
 Earle "Greasy" Neale, head coach, inducted Sept. 13, 1969  
 Henry Jordan, defensive tackle, inducted July 29, 1995

#### HENRY JORDAN



Henry Jordan was a three-sport athlete at Virginia (football, wrestling and track & field). Selected by the Cleveland Browns in the fifth round of the 1957 NFL Draft, Jordan was traded to the Green Bay Packers in 1959. He spent the next 11 years with the Packers, playing at right defensive tackle on some of the greatest teams in pro football history. Jordan's arrival in Green Bay coincided with that of legendary coach Vince Lombardi, who led the Packers to five NFL titles. Jordan was named All-NFL in five consecutive seasons (1960-1964) and in 1967. A four-time Pro-Bowl selection, he was named Most Valuable Lineman in the 1962 Pro Bowl. Jordan died of a heart attack in 1977 at age 42. He was posthumously inducted into the NFL Hall of Fame on July 29, 1995, in Canton, Ohio.



Anthony Poindexter will be inducted into the College Football Hall of Fame December 2020.





# CAVALIERS IN POSTSEASON ALL-STAR GAMES

## All-American Classic

(Washington, D.C.)

- 1993 Bobby Goodman, QB
- Tim Samec, C

## American Bowl

(Tampa, Fla.)

- 1972 Andy Selfridge, LB

## Blue-Gray All-Star Football Classic

(Montgomery, Ala.)

- 1945 Charlie Ellis, QB
- 1947 Robert Weir, E
- George Grimes, RB/DB
- 1948 Stuart Barbour, T
- Joe McCary, RB/DB
- 1950 Gene Schroeder, E
- 1951 Bob Miller, T
- Joe Palumbo, DL
- 1952 Charlie Harding, RB/DB
- Bill Chisolm, E
- 1958 Sonny Randle, WR
- 1962 Gary Cuzzo, QB
- 1963 Turnley Todd, OL
- 1972 Dave Sullivan, WR
- 1973 Harrison Davis, WR
- Paul Ryczek, C
- 1975 Scott Gardner, QB
- 1978 Russ Henderson, P
- 1979 Ted Marchibroda, WR
- Mike Newhall, TE
- Steve Potter, LB

- 1980 Bryan Shumock, DB
- Quentin Murray, DE
- 1981 Stuart Anderson, DE
- 1985 Jim Huddleston, G
- 1986 Don Majkowski, QB
- Antonio Rice, RB
- 1988 Jeff Lageman, LB
- 1997 Doug Karczewski, T
- Stephen Phelan, DB
- Julius Williams, G/T
- 2001 Tyree Foreman, RB
- Chris Luzar, TE
- Monsanto Pope, DT
- Evan Rutzahn, G

## College Gridiron Showcase

(Fort Worth, Texas)

- 2019 Marcus Applefield, OT
- 2021 D'Angelo Amos, S
- Shane Simpson, TB

## East-West Shrine Football Classic

(San Francisco, Calif. - Orlando, Fla. - St. Petersburg, Fla. -

Last Vegas, Nev.)

- 1942 Bill Dudley, B
- 1950 John Papit, B
- 1952 Tom Scott, E
- 1965 Tom Hodges, QB
- 1966 Bob Davis, QB
- Don Parker, E
- 1970 Dan Ryczek, C
- 1971 Randy Lestyk, DT

- 1980 Grant Hudson, DL
- 1981 Tom Vigorito, RB
- 1985 Bob Olderman, G
- 1989 John Ford, WR
- Jeff Lageman, LB
- 1992 Matt Blundin, QB
- 1993 Terry Kirby, TB
- 1994 Keith Lyle, DB
- Aaron Mundy, TE
- 1995 Charles Way, RB
- 1996 Mike Groh, QB
- Patrick Jeffers, WR
- 1999 Aaron Brooks, QB
- Wali Rainer, LB
- 2001 Byron Thweatt, LB
- 2002 Jeremese Jones, T
- Evan Rutzahn, G
- 2010 Nate Collins, DT
- 2012 Matt Conrath, DT
- Rodney McLeod, SS
- 2013 Steve Greer, LB
- 2016 David Dean, DT
- 2019 Jordan Ellis, TB
- Tim Harris, CB
- Chris Peace, LB
- 2020 Joe Reed, WR
- 2021 Nick Grant, DB
- Jelani Woods, TE

## Eastham Energy All-Star Game

(Tempe, Ariz.)

- 2011 Marc Verica, QB

## Hula Bowl

(Honolulu, Hawaii)

- 1967 Don Parker, E
- 1979 Russ Henderson, P
- 1981 Brian Musselman, C/G
- 1986 Jim Dombrowski, T
- Harold Garren, C
- 1989 John Ford, WR
- 1990 Ray Savage, DE/OLB
- 1991 Shawn Moore, QB
- Trevor Ryals, C
- Bruce McGonnigal, TE
- 1992 Matt Blundin, QB
- Donald Reynolds, DT
- Ray Roberts, T
- Terry Kirby, TB
- 1993 Aaron Mundy, TE
- 1994 Patrick Jeffers, WR
- 1996 Doug Karczewski, T
- 1998 Merrill Robertson, LB
- 2003 Brian Barthelmes, T
- 2006 Ian-Yates Cunningham, G

## Intajuce North South All Star Classic

(Houston, Texas)

- 2007 Christian Olsen, QB

## Japan Bowl

(Tokyo, Japan)

- 1985 Lester Lyles, DB
- 1991 Shawn Moore, QB
- Tony Covington, DB
- Bruce McGonnigal, TE



Before playing in two Super Bowls and winning Super Bowl XLIX with the New England Patriots, Danny Aiken played in the 2011 Senior Bowl.



Morgan Moses played in the 2014 Senior Bowl before being selected in the third round of the 2014 NFL Draft by the Washington Redskins.

## Las Vegas All-American Classic

(Las Vegas, Nev.)

2005 Marquis Weeks, S

## Medal of Honor Bowl

(Charleston, S.C.)

2014 Luke Bowanko, C  
2015 Kevin Parks, RB

## National All-Stars Football Classic

(Orlando, Fla.)

1997 Mike Kelly, T

## NFL Players Association Collegiate Bowl

(San Antonio, Texas - Carson, Calif.)

2010 Keith Payne, RB  
2016 Canaan Severin, WR  
2017 Taquan Mizzell, RB

## North-South All-Star Shrine Game

(Miami, Fla.)

1966 Ed Carrington, E  
George Stetter, DB

## Raycom College Football All-Star Classic

(Montgomery, Ala.)

2013 Perry Jones, RB

## Rotary Gridiron Classic

(Orlando, Fla.)

1999 Antonio Dingle, DT  
2000 Johnny Shivers, DT  
Shannon Taylor, LB  
2002 Josh Lawson, G  
Antwoine Womack, RB  
2003 Jerton Evans, S

## Senior Bowl

(Mobile, Ala.)

1963 Gary Cuzzo, QB  
1964 Turnley Todd, C  
1966 Bob Kowalkowski, G  
1967 Ed Carrington, E  
1973 Dave Sullivan, WR  
1976 Scott Gardner, QB  
Tom Glassic, OL  
1985 Ron Mattes, DT  
1986 Jim Dombrowski, T  
Barry Word, RB  
1989 David Griggs, LB  
1991 Derek Dooley, WR  
1992 Ray Roberts, T  
1993 Chris Slade, DE  
David Ware, T  
1994 Mark Dixon, G  
1995 Tyrone Davis, WR  
Mike Frederick, DE  
1997 Tiki Barber, RB  
James Fariior, LB  
Jamie Sharper, LB  
1998 Germane Crowell, WR  
1999 Antonio Dingle, DT  
2000 John St. Clair, C  
2003 Angelo Crowell, LB  
2004 Matt Schaub, QB  
2006 D'Brickashaw Ferguson, T  
2009 Cedric Peerman, RB  
John Phillips, TE  
Clint Sintim, LB  
2010 Chris Cook, CB  
Rashawn Jackson, FB

2011 Danny Aiken, LS  
Ras-I Dowling, CB  
2012 Cam Johnson, DE  
Chase Minnifield, CB  
2013 Oday Aboushi, T  
2014 Morgan Moses, T  
Brent Urban, DT  
2015 Anthony Harris, SS  
2016 Maurice Canady, CB  
2017 Eric Smith, T  
2018 Kurt Benkert, QB  
Quin Blanding, FS  
Andrew Brown, DE  
Micah Kiser, ILB  
2019 Juan Thornhill, SS  
2021 Tony Poljan, TE  
Charles Snowden, OLB

## Texas vs. The Nation

(El Paso, Texas)

2007 Keenan Carter, NT  
Marcus Hamilton, CB  
2008 Chris Gould, PK  
2009 Antonio Appleby, LB  
2010 Will Barker, OL

## Tropical Bowl

(Daytona Beach, Fla.)

2016 Demetrious Nicholson, CB  
2017 Albert Reid, RB

## U.S. Bowl

(Washington, D.C.)

1962 Ron Gassert, T





# VIRGINIA BOWL GAME HISTORY

## UVA All-Time Bowl Results

Virginia's All-Time Bowl Record: 8-13


Date	Bowl	Result
Dec. 31, 1984	Peach	Virginia 27, Purdue 24
Dec. 22, 1987	All-American	Virginia 22, BYU 16
Jan. 1, 1990	Florida Citrus	Illinois 31, Virginia 21
Jan. 1, 1991	USF&G Sugar	Tennessee 23, Virginia 22
Dec. 29, 1991	Gator Bowl	Oklahoma 48, Virginia 14
Jan. 1, 1994	Carquest	Boston College 31, Virginia 13
Dec. 28, 1994	Independence	Virginia 20, TCU 10
Dec. 30, 1995	Peach	Virginia 34, Georgia 27
Dec. 27, 1996	Carquest	Miami 31, Virginia 21
Dec. 31, 1998	Chick-fil-A Peach	Georgia 35, Virginia 33
Dec. 30, 1999	Micronpc.com	Illinois 63, Virginia 21
Dec. 24, 2000	Jeep O'ahu	Georgia 37, Virginia 14
Dec. 28, 2002	Continental Tire	Virginia 48, West Virginia 22
Dec. 27, 2003	Continental Tire	Virginia 23, Pittsburgh 16
Dec. 27, 2004	MPC Computers	Fresno State 37, Virginia 34 (OT)
Dec. 30, 2005	Music City	Virginia 34, Minnesota 31
Jan. 1, 2008	Konica Minolta Gator	Texas Tech 31, Virginia 28
Dec. 31, 2011	Chick-fil-A	Auburn 43, Virginia 24
Dec. 28, 2017	Military	Navy 49, Virginia 7
Dec. 29, 2018	Belk	Virginia 28, South Carolina 0
Dec. 30, 2019	Capital One Orange	Florida 36, Virginia 28

## Cavalier Bowl MVPs

Date	Bowl	Player
Dec. 31, 1984	Peach	Howard Petty, TB (Offense)
Dec. 31, 1984	Peach	Ray Daly, CB (Defense)
Dec. 22, 1987	All American	Scott Secules, QB
Dec. 29, 1991	Gator	Tyrone Lewis, S (Defense)
Dec. 28, 1994	Independence	Mike Groh, QB (Offense)
Dec. 28, 1994	Independence	Mike Frederick, DE (Defense)
Dec. 30, 1995	Peach	Tiki Barber, TB (Offense)
Dec. 30, 1995	Peach	Skeet Jones, LB (Defense)
Dec. 28, 2002	Continental Tire	Wali Lundy, TB
Dec. 27, 2003	Continental Tire	Matt Schaub, QB
Dec. 30, 2005	Music City	Marques Hagans, QB
Jan. 1, 2008	Gator	Chris Long, DE (Defense)
Dec. 29, 2018	Belk	Olamide Zaccheaus, HB



Bryce Perkins set a UVA bowl record with four passing touchdowns against No. 6 Florida in the 2019 Orange Bowl. He leaves UVA with a program bowl record seven career passing touchdowns. His 28 completions against the Gators is also a UVA bowl record.





## UVA BOWL GAME INDIVIDUAL RECORDS

### RUSHING

**Attempts:** 26, Jordan Ellis vs. South Carolina '18  
**Net Yards:** 170, Mikell Simpson vs. Texas Tech '08  
**Touchdowns:** 2, Wali Lundy vs. West Virginia '02, Wali Lundy vs. Minnesota '05  
**Longest Run:** 96, Mikell Simpson vs. Texas Tech '08\*\*\*

### PASSING

**Attempts:** 41, Michael Rocco vs. Auburn '11  
**Completions:** 28, Bryce Perkins vs. Florida '19  
**Completion Pct.:** 78.1, Marques Hagans vs. Minnesota '05 (25 of 32)  
**Yards:** 358, Marques Hagans vs. Minnesota '05  
**Had Intercepted:** 2, on six occasions  
**Touchdowns:** 4, Bryce Perkins vs. Florida '19  
**Longest Pass:** 82, Mike Groh to Demetrius "Pete" Allen vs. Georgia '95

### TOTAL OFFENSE

**Plays:** 54, Bryce Perkins vs. Florida '19  
**Net Yards:** 384, Marques Hagans vs. Minnesota '05

### RECEPTIONS

**Receptions:** 12, Olamide Zaccheaus vs. South Carolina '18  
**Yards:** 161, Terrence Wilkins vs. Georgia '98  
**Touchdowns:** 3, Olamide Zaccheaus vs. South Carolina '18  
**Long Play:** 82, Demetrius "Pete" Allen from Mike Groh vs. Georgia '95

### PUNT RETURNS

**Number:** 4, Ray Daly vs. Purdue, Terrence Wilkins vs. Georgia '98  
**Yards:** 69, Marques Hagans vs. West Virginia '02  
**Longest Return:** 69, Marques Hagans vs. West Virginia '02

\*\*\*- second-longest run in bowl history

### KICKOFF RETURNS

**Number:** 5, Jerrod Washington vs. Oklahoma '91  
 Olamide Zaccheaus at Navy '17  
**Yards:** 135, Demetrius "Pete" Allen vs. Georgia '95  
**Longest Return:** 98 (TD), Joe Reed at Navy '17

### INTERCEPTIONS

**Number:** 2, Ray Daly vs. Purdue '84, Ronde Barber vs. Miami '96  
**Yards:** 54, Juan Thornhill vs. South Carolina '18  
**Longest Return:** 54, Juan Thornhill vs. South Carolina '18

### PUNTS

**Number:** 7, Ed Garno vs. Oklahoma '91, Will Brice vs. Georgia '95,  
 Donnie Scott vs. Georgia '98  
**Average (Min. 3 Punts):** 48.2, Nash Griffin vs. Florida '19 (6 punts)  
**Longest Punt:** 70, Nash Griffin vs. Florida '19

### SCORING

**Points:** 24, Wali Lundy vs. West Virginia '02  
**Points by Kicking:** 12, Connor Hughes vs. West Virginia '02  
**Touchdowns:** 4, Wali Lundy vs. West Virginia '02  
**PAT Attempts:** 6, Connor Hughes vs. West Virginia '02  
**PAT Conversions:** 6, Connor Hughes vs. West Virginia '02  
**FG Attempts:** 4, Jake McInerney vs. Tennessee '91  
 Rafael Garcia vs. TCU '94  
**FG Made:** 3, Jake McInerney vs. Tennessee '91, Connor Hughes vs. Pittsburgh '03  
**Longest FG:** 44, Jake McInerney vs. Tennessee '91, Connor Hughes vs. Pittsburgh '03

### DEFENSE

**Tackles:** 17, Randy Neal vs. Boston College '94  
**Tackles for Loss:** 3, Jerton Evans vs. Georgia '00  
 Juan Thornhill at Navy '17  
**Sacks:** 2, Jamie Sharper vs. Miami '96  
**Interceptions:** 2, Ray Daly vs. Purdue '84, Ronde Barber vs. Miami '96  
**Passes Broken Up:** 3, Marcus Hamilton vs. Minnesota '05  
**Fumbles Caused:** 1, many times  
**Fumbles Recovered:** 1, many times



Mikell Simpson's 96-yard rush against Texas Tech in the 2008 Gator Bowl is the second-longest rush in the history of college football bowl games. It is also the longest rush from scrimmage in UVA history.



CHRIS LONG



# CAVALIERS IN THE PROS

**Player (Pos.)–Last UVA Season**  
**Oday Aboushi (OT)–2012**

- New York Jets
- Houston Texans
- Seattle Seahawks
- Oakland Raiders
- Arizona Cardinals
- Detroit Lions
- Los Angeles Chargers**
- Mike Abrams (P)–2001
- Tampa Bay Buccaneers
- Danny Aiken (LS)– 2010
- Buffalo Bills
- New England Patriots
- New York Giants
- Branden Albert (G)–2007
- Kansas City Chiefs
- Miami Dolphins
- Jacksonville Jaguars
- Demetrius Allen (WR)–1995
- Atlanta Falcons
- Calgary Stampeders (CFL)
- Dick Ambrose (LB)–1974
- Cleveland Browns
- Jeff Anderson (FB)–1968
- Washington Redskins
- Maurice Anderson (DT)–1999
- New England Patriots
- New York Jets
- Miami Dolphins
- Stuart Anderson (DE)–1981
- Kansas City Chiefs
- Washington Redskins
- Cleveland Browns
- Dennis Andrews (E)–1962
- Chicago Bears
- Antonio Appleby (LB)–2008
- New England Patriots

- Marcus Applefield (OL) –2018
- Baltimore Ravens
- Duane Ashman (DE)–1996
- Detroit Lions
- New Orleans Saints
- Denver Broncos
- Kansas City Chiefs
- Jason Augustino (T)–1995
- Chicago Bears
- Billy Baber (TE)–2000
- Kansas City Chiefs
- San Diego Chargers
- Tampa Bay Buccaneers
- Washington Redskins
- Jim Bakhtiar (RB)–1957
- Calgary Stampeders (CFL)
- Montreal Alouettes (CFL)
- George Baldwin (E)–1923
- Cleveland Bulldogs
- Brooklyn Horsemen (AFL)
- Tiki Barber (RB)–1996
- New York Giants
- Ronde Barber (CB)–1996
- Tampa Bay Buccaneers
- Will Barker (OL)–2009
- Dallas Cowboys
- Tampa Bay Buccaneers
- Miami Dolphins
- Brian Barthelmes (C)–2005
- New England Patriots
- Chuck Belic (WR)–1972
- Pittsburgh Steelers
- Kurt Benkert (QB) –2017**
- Atlanta Falcons
- Green Bay Packers**
- Darryl Blackstock (LB)–2004
- Arizona Cardinals

- Cincinnati Bengals
- Oakland Raiders
- Quin Blanding (S) –2017
- Washington Redskins
- Carolina Panthers
- Tony Blount (S)–1979
- New York Giants
- Atlanta Falcons
- Denver Gold (USFL)
- Matt Blundin (QB)–1991
- Kansas City Chiefs
- Chicago Bears
- Detroit Lions
- Joe Bock(C/DT)-1980
- Buffalo Bills
- New England Patriots
- St. Louis Cardinals
- Birmingham Stallions (USFL)
- Houston Gamblers (USFL)
- Toronto Argonauts (CFL)
- David Bond (NG)–1984
- New York Giants
- Luke Bowanko (C) – 2013
- Jacksonville Jaguars
- Baltimore Ravens
- New England Patriots
- Washington Redskins
- Detroit Lions
- Rich Brand (DT)–1968
- Washington Redskins
- Will Brice (P)–1996
- St. Louis Rams
- New York Giants
- Green Bay Packers
- Cincinnati Bengals
- Philadelphia Eagles
- Dejon Brissett (WR)– 2019**
- Toronto Argonauts (CFL)**

- Aaron Brooks (QB)–1998
- Green Bay Packers
- New Orleans Saints
- Oakland Raiders
- Ahmad Brooks (LB)–2005
- Cincinnati Bengals
- San Francisco 49ers
- Green Bay Packers
- Andrew Brown (DE) –2017**
- Cincinnati Bengals
- Houston Texans
- Los Angeles Chargers**
- Elton Brown (G)–2004
- Arizona Cardinals
- Roy Brown (G)–1989
- New York Giants
- Ross Burbank (C)–2015
- Oakland Raiders
- Seattle Seahawks
- Dallas Cowboys
- Kris Burd (WR) –2011
- New York Jets
- Brad Butler (T)–2005
- Buffalo Bills
- Maurice Canady (CB )–2015**
- Baltimore Ravens
- New York Jets
- Dallas Cowboys**
- Chris Canty (DE)–2004
- Dallas Cowboys
- New York Giants
- Baltimore Ravens
- Ed Carrington (TE)–1966
- Houston Oilers
- Russ Carroccio (G)–1951
- New York Giants
- Philadelphia Eagles



# VIRGINIA

## 2022 UVA FOOTBALL

Pat Chester (S)–1982  
Dallas Cowboys  
Washington Federals (USFL)

John Choma (DT)–1977  
San Diego Chargers  
San Francisco 49ers

Stu Christhilf (E)–1963  
New York Jets

Charles Churchman (RB)–1919  
Columbus Tigers

Kevin Coffey (WR)–2000  
Carolina Panthers

Henry Coley (ILB)–2014  
New Orleans Saints

Nate Collins (DT)–2009  
New York Giants  
Jacksonville Jaguars  
Chicago Bears

Matt Conrath (DT) - 2011  
St. Louis Rams  
Pittsburgh Steelers

Chris Cook (DB)–2009  
Minnesota Vikings  
San Francisco 49ers

Kevin Cook (CB/S)–1989  
Winnipeg Blue Bombers (CFL)

Jim Copeland (G/C)–1966  
Cleveland Browns

Trent Corney (DE) –2015  
Winnipeg Blue Bombers (CFL)

Tony Covington (CB)–1990  
Tampa Bay Buccaneers  
Seattle Seahawks

Casey Crawford (TE)–1999  
Carolina Panthers  
Tampa Bay Buccaneers

Angelo Crowell (LB)–2002  
Buffalo Bills  
Tampa Bay Buccaneers

Germane Crowell (WR)–1997  
Detroit Lions  
New Orleans Saints

Ian-Yates Cunningham (G)–2007  
Kansas City Chiefs

Gary Cuzzo (QB)–1962  
Baltimore Colts  
New Orleans Saints  
Minnesota Vikings  
St. Louis Cardinals

Almondo Curry (CB)–2003  
Montreal Alouettes (CFL)  
Saskatchewan Roughriders (CFL)

Ray Daly (CB)–1984  
Cleveland Browns

Bill Davis (WR)–1971  
Pittsburgh Steelers

Bob Davis (QB)–1966  
Houston Oilers  
New York Jets  
New Orleans Saints  
Florida Blazers (WFL)

Harrison Davis (WR)–1973  
San Diego Chargers

Tyrone Davis (WR)–1994  
New York Jets  
Green Bay Packers

David Dean (DT) –2015  
Cincinnati Bengals  
Hamilton Tiger-Cats (CFL)

Jermaine Dias (LB)–2007  
Cleveland Browns

John Diehl (T)–1955  
Baltimore Colts  
Dallas Cowboys  
Oakland Raiders

Antonio Dingle (DT)–1998  
Pittsburgh Steelers  
Green Bay Packers  
Carolina Panthers

Mark Dixon (G)–1993  
Philadelphia Eagles  
Atlanta Falcons  
Baltimore Stallions (CFL)  
Montreal Alouettes (CFL)  
Miami Dolphins

Jim Dombrowski (T)–1985  
New Orleans Saints

Demetrius Dotson (WR)–2000  
Philadelphia Eagles

Ras-I Dowling (CB) – 2010  
New England Patriots  
New York Jets  
Oakland Raiders  
Carolina Panthers

John Duckett (LB)–2001  
Buffalo Bills

Bill Dudley (B)–1941  
Pittsburgh Steelers  
Detroit Lions  
Washington Redskins

Isaiah Ekejiuba (ST)–2004  
Arizona Cardinals  
Oakland Raiders  
Detroit Lions

Carlton Elliott (E)–1949  
Green Bay Packers

Jordan Ellis (RB) –2018  
Cincinnati Bengals

Percy Ellsworth (S)–1995  
New York Giants  
Cleveland Browns

Patrick Estes (TE)–2004  
San Francisco 49ers  
Buffalo Bills

Jerton Evans (S)–2002  
Buffalo Bills  
San Diego Chargers

James Farrior (LB)–1996  
New York Jets  
Pittsburgh Steelers

D'Brickashaw Ferguson (T)–2005  
New York Jets

Kevin Ferguson (TE)–1986  
San Diego Chargers

Alex Field (DE)–2008  
New York Giants  
Arizona Cardinals  
Cleveland Browns

Tim Finkelston (WR)–1989  
Indianapolis Colts

Nikki Fisher (RB)–1991  
Chicago Bears

Tyree Foreman (FB)–2001  
San Diego Chargers  
Chicago Bears

John Ford (WR)–1988  
Detroit Lions  
Seattle Seahawks

Tony Franklin (CB/S)–2006  
Kansas City Chiefs  
Atlanta Falcons

Paul Freedman (TE)–2012  
Dallas Cowboys

Mike Frederick (DE)–1994  
Cleveland Browns  
Baltimore Ravens  
New York Jets  
Tennessee Titans  
Philadelphia Eagles

Jeff Gaffney (PK)–1986  
San Diego Chargers

Scott Gardner (QB)–1975  
Buffalo Bills  
Washington Redskins

Ron Gassert (DT)–1961  
Green Bay Packers

Jim Gillette (RB/DB)–1939  
Cleveland Rams  
Chicago Bears  
Boston Yanks  
Green Bay Packers  
Detroit Lions

Derrick Gasper (CB)–1978  
Pittsburgh Steelers

Tom Glassic (G)–1975  
Denver Broncos

Gary Gomolak (TE)–1979  
Pittsburgh Steelers

Dave Graham (T)–1962  
Philadelphia Eagles

Donny Green (LB)–2000  
Buffalo Bills  
Washington Redskins  
Dallas Cowboys  
Jacksonville Jaguars  
San Diego Chargers  
Oakland Raiders  
Atlanta Falcons  
Winnipeg Blue Bombers (CFL)

Steve Greer (LB)–2012  
Washington Redskins

Andre Grier (FL)–1979  
Cleveland Browns

Billy Griggs (TE)–1983  
New York Jets  
Kansas City Chiefs  
Pittsburgh Steelers

David Griggs (LB)–1988  
New Orleans Saints  
Miami Dolphins  
San Diego Chargers

George Grimes (RB/DB)–1947  
Detroit Lions

Mike Groh (QB)–1995  
Baltimore Ravens

Bob Gunderman (E)–1955  
Pittsburgh Steelers

Marques Hagans (QB/WR)–2005  
St. Louis Rams  
Kansas City Chiefs  
Indianapolis Colts  
Washington Redskins

Dennis Haley (LB)–2004  
New York Jets  
Baltimore Ravens  
San Francisco 49ers  
Hamilton Tiger-Cats (CFL)  
BC Lions (CFL)

**Bryce Hall (CB)–2019**  
**New York Jets**

Vic Hall (WR)–2009  
Chicago Bears  
New York Jets

Jermaine Hardy (S)–2005  
Arizona Cardinals  
Carolina Panthers  
San Francisco 49ers

Eli Harold (DE)–2014  
San Francisco 49ers  
Detroit Lions  
Buffalo Bills  
Philadelphia Eagles

**Anthony Harris (S)–2014**  
Minnesota Vikings  
**Philadelphia Eagles**

Antwan Harris (S)–1999  
New England Patriots  
Cleveland Browns

Arlen Harris (RB)–2001  
St. Louis Rams  
Detroit Lions

Jon Harris (DE)–1996  
Philadelphia Eagles  
Green Bay Packers  
Cleveland Browns  
New England Patriots  
Oakland Raiders

**Tim Harris (CB)–2018**  
**San Francisco 49ers**

Chris Harrison (T)–1995  
Detroit Lions  
Minnesota Vikings  
Baltimore Ravens  
Denver Broncos

Ahmad Hawkins (CB)–2000  
Atlanta Falcons  
Kansas City Chiefs

Bryan Heath (C)–1994  
Seattle Seahawks

Russ Henderson (P)–1978  
Baltimore Colts

Scott Hillman (DE)–1985  
Detroit Lions

Andrew Hoffman (NT)–2004  
Cleveland Browns

DreQuan Hoskey (CB) – 2014  
Washington Redskins





Jim Huddleston (G)–1985  
Washington Redskins  
Tampa Bay Buccaneers

Grant Hudson (DT)–1979  
St. Louis Cardinals

Connor Hughes (PK)–2005  
New Orleans Saints  
Pittsburgh Steelers

Robert Hunt (T)–1998  
Tampa Bay Buccaneers  
New Orleans Saints  
Kansas City Chiefs  
Buffalo Bills

Michael Husted (PK)–1992  
Tampa Bay Buccaneers  
Oakland Raiders  
Chicago Bears  
Washington Redskins  
Indianapolis Colts  
Kansas City Chiefs

Dontrelle Inman (WR)– 2010  
Jacksonville Jaguars  
Toronto Argonauts (CFL)  
San Diego Chargers  
Los Angeles Chargers  
Chicago Bears  
Indianapolis Colts  
New England Patriots  
Los Angeles Chargers  
Indianapolis Colts  
Washington Football Team

Yubrenal Isabelle (LB)–2000  
New England Patriots

Rashawn Jackson (FB)–2009  
Carolina Panthers  
Oakland Raiders

Carroll Jarvis (RB)–1966  
San Diego Chargers

Patrick Jeffers (WR)–1995  
Denver Broncos  
Dallas Cowboys  
Carolina Panthers

Greg Jeffries (CB)–1992  
Detroit Lions  
Miami Dolphins

Darius Jennings (WR)–2014  
Cleveland Browns  
Chicago Bears  
New York Jets  
Tennessee Titans  
Los Angeles Chargers

Cam Johnson (DE) - 2011  
San Francisco 49ers  
Indianapolis Colts  
Cleveland Browns  
Detroit Lions

Henry Johnson (FL)–1982  
Kansas City Chiefs

James Johnson (WR)–1999  
Washington Redskins

Keeon Johnson (WR)–2016  
New York Giants

Jermese Jones (T)–2001  
Pittsburgh Steelers

British Columbia Lions (CFL)  
Winnipeg Blue Bombers (CFL)  
Saskatchewan Roughriders (CFL)  
Calgary Stampeders (CFL)

Thomas Jones (RB)–1999  
Arizona Cardinals  
Tampa Bay Buccaneers  
Chicago Bears  
New York Jets  
Kansas City Chiefs

Henry Jordan (DT)–1956  
Cleveland Browns  
Green Bay Packers

Doug Karczewski (T)– 1997  
New York Jets  
Denver Broncos  
Green Bay Packers

Dustin Keith (C)–2000  
New York Jets  
Washington Redskins  
Dallas Cowboys

Stan Kemp (QB/WR)–1967  
Winnipeg Blue Bombers (CFL)

Patrick Kerney (DE)–1998  
Atlanta Falcons  
Seattle Seahawks

P.J. Killian (LB)–1993  
Cleveland Browns  
Washington Redskins  
Baltimore Ravens

Charles Kirby (RB)–1997  
Indianapolis Colts  
Kansas City Chiefs  
Tampa Bay Buccaneers  
Chicago Bears

Terry Kirby (RB)–1992  
Miami Dolphins  
San Francisco 49ers  
Cleveland Browns  
Oakland Raiders  
Tampa Bay Buccaneers

**Micah Kiser (LB) –2017**  
Los Angeles Rams  
**Denver Broncos**

Paul Klingensmith (S )–1967  
San Diego Chargers

Bob Kowalkowski (G )–1965  
Detroit Lions

Mark Krichbaum (DT)–1994  
Chicago Bears  
Denver Broncos

Ryan Kuehl (DT)–1994  
San Francisco 49ers  
Washington Redskins  
Cleveland Browns  
New York Giants

Jeff Lageman (LB)–1988  
New York Jets  
Jacksonville Jaguars

Noel LaMontagne (G)–1999  
Cleveland Browns

Keith Lee (LB)–1981  
Dallas Cowboys  
New England Patriots

Jimmy Lesane (DB/RB)–1951  
Chicago Bears  
Baltimore Colts

Andre Levrone (WR)–2017  
Baltimore Ravens  
Carolina Panthers

Howard Lewis (CB)–1983  
Washington Federals (USFL)  
New England Patriots

Tyrone Lewis (S)–1991  
Miami Dolphins

Chris Long (DE)–2007  
St. Louis Rams  
New England Patriots  
Philadelphia Eagles

Wali Lundy (RB)–2005  
Houston Texans

Chris Luzar (TE)–2001  
Jacksonville Jaguars  
New York Giants

Keith Lyle (S)–1993  
Los Angeles/St. Louis Rams  
Washington Redskins  
Atlanta Falcons  
San Diego Chargers

Lester Lyles (S)–1984  
New York Jets  
Phoenix Cardinals  
San Diego Chargers

Nate Lyles (S)–2007  
New York Jets  
Oakland Raiders

Jordan Mack (LB)–2019  
Carolina Panthers

Don Majkowski (QB)–1986  
Green Bay Packers  
Indianapolis Colts  
Detroit Lions

Raymond Mann (LB)–2003  
Calgary Stampeders (CFL)

Ted Marchibroda (WR)–1979  
Philadelphia Eagles

Tavon Mason (WR)–2001  
New York Jets

Ron Mattes (DT)–1984  
Seattle Seahawks  
New York Jets  
Chicago Bears  
Indianapolis Colts  
San Francisco 49ers

Keith Mattioli (WR)–1987  
Pittsburgh Steelers

Jake McGee (TE)–2013  
Carolina Panthers  
Oakland Raiders  
San Diego Chargers  
Pittsburgh Steelers

Greg McClellan (CB)–1993  
Dallas Cowboys

Felton McConnell (T)–1920  
Buffalo Bisons

Bruce McGonnigal (TE)–1990  
Pittsburgh Steelers  
Cleveland Browns

Michael McGrew (WR)–2004  
New England Patriots

Jake McInerney (PK)–1990  
Tampa Bay Buccaneers

Lee McLaughlin (G)–1940  
Green Bay Packers

**Rodney McLeod (S) - 2011**  
St. Louis Rams  
**Philadelphia Eagles**

Billy McMullen (WR)– 2002  
Philadelphia Eagles  
Minnesota Vikings  
Washington Redskins  
Seattle Seahawks  
Detroit Lions

Andre McNeal (LB)–1997  
Ottawa Renegades (CFL)  
Toronto Argonauts (CFL)  
Hamilton Tiger Cats (CFL)

Darrell Medley (RB)–1996  
Cincinnati Bengals

Kent Merritt (RB)–1973  
New Orleans Saints

Bob Miller (T)–1951  
Detroit Lions

Heath Miller (TE)–2004  
Pittsburgh Steelers

Chris Minear (T)–1987  
Dallas Cowboys

Fontel Mines (WR)–2006  
Chicago Bears

Chase Minnifield (CB) - 2011  
Washington Redskins

Taquan Mizzell (RB)–2016  
Baltimore Ravens  
Chicago Bears  
New Orleans Saints

Eugene Monroe (T)–2008  
Jacksonville Jaguars  
Baltimore Ravens

John Montelus (OG) –2017  
Detroit Lions

Tim Moon (TE)–1979  
Detroit Lions  
New York Jets

Herman Moore (WR)–1990  
Detroit Lions  
New York Giants

**Mike Moore (DE)–2015**  
Ottawa Redblacks (CFL)  
Edmonton Eskimos (CFL)  
**Montreal Alouettes (CFL)**

Shawn Moore (QB)–1990  
Denver Broncos  
Arizona Cardinals  
Ottawa Rough Riders (CFL)  
Winnipeg Blue Bombers (CFL)

Steve Morse (RB)–1984  
Pittsburgh Steelers

Jon Muha (SE)–1985  
Indianapolis Colts

**Morgan Moses (OT)– 2013**  
Washington Redskins  
**New York Jets**

Don Reynolds (DT)–1991  
Atlanta Falcons

Aaron Mundy (TE)–1993  
Dallas Cowboys  
Philadelphia Eagles

Quentin Murray (DE)–1980  
Kansas City Chiefs

Brian Musselman (C)–1980  
Oakland Raiders  
New England Patriots  
Washington Federals (USFL)  
Orlando Renegades (USFL)

John Naponick (T/DT)–1967  
Winnipeg Blue Bombers (CFL)  
Montreal Alouettes (CFL)

Randy Neal (LB)–1994  
Cleveland Browns  
Green Bay Packers  
Cincinnati Bengals  
San Francisco 49ers

Bobby Neely (TE)–1995  
Chicago Bears  
Miami Dolphins

Shernard Newby (S)–2002  
Toronto Argonauts(CFL)

Mike Newhall (TE)–1979  
New England Patriots

Tim O'Connor (T)–1989  
Cincinnati Bengals

Kevin Ogletree (WR)–2008  
Dallas Cowboys  
Tampa Bay Buccaneers  
Detroit Lions  
New York Giants

Bob Olderman (G)–1984  
Kansas City Chiefs  
Denver Broncos

Mike Ozdowski (DT)–1976  
Baltimore Colts

Joe Palumbo (MG)–1951  
San Francisco 49ers

John Papit (RB)–1950  
Washington Redskins  
Green Bay Packers

Kai Parham (LB)–2005  
Dallas Cowboys  
Winnipeg Blue Bombers (CFL)

Don Parker (DT)–1966  
San Francisco 49ers

Zane Parr (DE) – 2010  
Houston Texans

Austin Pasztor (OG) - 2011  
Minnesota Vikings  
Jacksonville Jaguars  
Cleveland Browns  
Atlanta Falcons  
Tennessee Titans

Chris Peace (DE) –2018  
Los Angeles Chargers  
New York Giants

Alvin Pearman (RB)–2004  
Jacksonville Jaguars  
Seattle Seahawks  
Tennessee Titans

Cedric Peerman (RB)–2008  
Baltimore Ravens  
Cleveland Browns  
Detroit Lions  
Cincinnati Bengals

**Bryce Perkins (QB)–2019**  
**Los Angeles Rams**

Rayotis Perkins (DT)–1986  
Dallas Cowboys  
Cleveland Browns

John Phillips (TE)–2008  
Dallas Cowboys  
San Diego Chargers  
Denver Broncos  
New Orleans Saints  
Arizona Cardinals  
Kansas City Chiefs

Kurt Pierce (G)–1980  
Baltimore Colts  
Miami Dolphins

Malcolm Pittman (SE/FL)–1985  
Baltimore Stars (USFL)

Anthony Poindexter (S)–1998  
Baltimore Ravens  
Cleveland Browns

**Tony Polijan (TE) - 2020**  
**Baltimore Ravens**

Monsanto Pope (DT)–2001  
Denver Broncos  
New York Jets

Steve Potter (LB)–1979  
Oakland Raiders  
Miami Dolphins  
Kansas City Chiefs  
Buffalo Bills

Frank Quayle (RB)–1968  
Denver Broncos

Wali Rainer (LB)–1998  
Cleveland Browns  
Jacksonville Jaguars  
Detroit Lions  
Houston Texans

Sonny Randle (WR)–1958  
Chicago Cardinals  
St. Louis Cardinals  
San Francisco 49ers  
Dallas Cowboys

Bob Rannigan (LB)–1969  
Cleveland Browns

Vince Redd (DE/LB)–2005  
New England Patriots

Joe Reed (WR)–2019  
Los Angeles Chargers

Jim Reid (T)–1993  
Houston Oilers

**Justin Renfrow (DT) – 2012**  
Arizona Cardinals  
Green Bay Packers  
San Francisco 49ers  
Seattle Seahawks  
Dallas Cowboys  
Buffalo Bills  
Calgary Stampeders (CFL)  
BC Lions (CFL)

**Edmonton Elks (CFL)**

Detroit Lions  
New England Patriots  
Washington Redskins

Ed Reynolds (DE)–1982  
New England Patriots  
New York Giants

**La'Roy Reynolds (LB) –2012**  
Jacksonville Jaguars  
Chicago Bears  
Atlanta Falcons  
Philadelphia Eagles  
San Francisco 49ers  
Atlanta Falcons

**New York Jets**

Kevin Riccio (TE)–1982  
Denver Broncos  
Seattle Seahawks  
Chicago Bears

Antonio Rice (RB)–1986  
Dallas Cowboys

David Rivers (QB)–1999  
St. Louis Rams  
Atlanta Falcons  
Oakland Raiders

Ray Roberts (T)–1991  
Seattle Seahawks  
Detroit Lions

Merrill Robertson (LB)–2002  
Philadelphia Eagles  
Minnesota Vikings

Paul Rogers (T)–1968  
Washington Redskins

Evan Routzahn (G)–2001  
Indianapolis Colts

Joe Rowe (CB)–1996  
St. Louis Rams

Bob Rowley (LB)–1962  
Pittsburgh Steelers  
New York Jets

Trevor Ryals (C)–1990  
Los Angeles Rams

Dan Ryzek (C)–1970  
Washington Redskins  
Tampa Bay Buccaneers  
Los Angeles Rams

Paul Ryzek (C)–1973  
Atlanta Falcons  
New Orleans Saints  
Philadelphia Eagles

Ted Rzempoluch (FB)–1962  
Washington Redskins

Tim Samec (C)–1992  
Pittsburgh Steelers

Darryl Sanders (DE)–2001  
San Francisco 49ers

Tom Santi (TE)–2007  
Indianapolis Colts

Mark Sanford (FB)–1981  
Dallas Cowboys  
Washington Federals (USFL)

Ray Savage (LB)–1989  
Los Angeles Rams  
Philadelphia Eagles  
Indianapolis Colts  
Shreveport Pirates (CFL)

Matt Schaub (QB)–2003  
Atlanta Falcons  
Houston Texans  
Oakland Raiders  
Baltimore Ravens  
Atlanta Falcons

Brennan Schmidt (DE)–2005  
New York Jets

Peter Schmidt (CB)–1969  
Boston Patriots

Gene Schroeder (E)–1950  
Chicago Bears

Wayne Schuchts (QB)–1983  
Dallas Cowboys  
New York Jets  
Miami Dolphins

Donnie Scott (P)–1999  
Carolina Panthers

Tom Scott (LB/DE)–1952  
Philadelphia Eagles  
New York Giants

Scott Secules (QB) –1987  
Dallas Cowboys  
Miami Dolphins  
New England Patriots

Andy Selfridge (DT)–1971  
Buffalo Bills  
New York Giants  
Miami Dolphins

Canaan Severin (WR)–2015  
Pittsburgh Steelers  
New York Giants

Jamie Sharper (LB)–1996  
Baltimore Ravens  
Houston Texans  
Seattle Seahawks

Greg Shelly (T)–1968  
Cleveland Browns

Ken Shelton (FL)–1974  
Denver Broncos

Ralph Shoaf (RB)–1949  
Washington Redskins

Terry Sieg (B)–1962  
Oakland Raiders  
Cleveland Browns

Mikell Simpson (RB)–2009  
Cincinnati Bengals

Phillip Sims (QB)–2012  
Arizona Cardinals

Clint Sintim (LB)–2008  
New York Giants

Chris Slade (DE)–1992  
New England Patriots  
Carolina Panthers

Billy Smith (SE)–1983  
New York Jets

Carl Smith (CB)–1994  
Indianapolis Colts

Darryl Smith (CB)–1982  
Washington Redskins



**Eric Smith (OT)–2016**

Miami Dolphins  
New England Patriots  
New York Jets  
New York Giants  
Dallas Cowboys

**Arizona Cardinals**

Kurt Smith (PK)–2005  
San Diego Chargers  
New Orleans Saints  
Seattle Seahawks

Tim Smith (WR) – 2013  
Cleveland Browns  
Hamilton Tiger-Cats (CFL)

Jason Snelling (FB)–2006  
Atlanta Falcons

**Charles Snowden (DE)-2020**

**Chicago Bears – 2021**

Jake Snyder (DE) – 2013  
Minnesota Vikings

Anthony Southern (RB)–1999  
Philadelphia Eagles

Joe Spaziani (LS)– 2018  
Toronto Argonauts (CFL)

Bryson Spinner (QB)–2001  
Jacksonville Jaguars  
Seattle Seahawks  
Washington Redskins  
San Francisco 49ers

John St. Clair (C)–1999  
St. Louis Rams  
Miami Dolphins  
Chicago Bears  
Cleveland Browns

Chris Stearns (DT/G)–1990  
Washington Redskins

George Stetter (DB)–1966  
Montreal Alouettes (CFL)

Dave Sullivan (T)–1982  
Dallas Cowboys  
Washington Federals (USFL)

Dave Sullivan (WR)–1972  
Cleveland Browns

Jonathan Stupar (TE)–2007  
New England Patriots  
Buffalo Bills  
Baltimore Ravens

Dwayne Stukes (CB)–1999  
Atlanta Falcons  
Pittsburgh Steelers  
Tampa Bay Buccaneers

Russ Swan (LB)–1985  
Dallas Cowboys

Greg Taylor (FL)–1981  
New England Patriots  
Washington Federals (USFL)  
Orlando Renegades (USFL)

Shannon Taylor (LB)–1999  
San Diego Chargers  
Baltimore Ravens  
Houston Texans  
Jacksonville Jaguars

Art Thomas (CB/WR)–2003  
New York Jets  
New York Giants  
Miami Dolphins

**Juan Thornhill (SS)–2018**  
**Kansas City Chiefs**

T.J. Thorpe (WR)–2015  
Washington Redskins  
Winnipeg Blue Bombers (CFL)  
Saskatchewan Roughriders (CFL)

Byron Thweatt (LB)–2000  
Tampa Bay Buccaneers  
Tennessee Titans

Turnley Todd (C/G)–1963  
Green Bay Packers  
New York Giants

Philadelphia Eagles

Terrence Tomlin (WR)–1992  
Tampa Bay Buccaneers

Joe Torchia (TE)– 2010  
Washington Redskins

Bill Troup (QB)–1970  
Baltimore Colts

**Brent Urban (DT) – 2013**

Baltimore Ravens  
Tennessee Titans  
Chicago Bears

**Dallas Cowboys**

Scott Urch (DT)–1986  
Dallas Cowboys

Max Valles (OLB)–2014  
Oakland Raiders  
Buffalo Bills

Marc Verica (QB)– 2010  
Washington Redskins

Tommy Vigorito (RB)–1980  
Miami Dolphins

Ausar Walcott (LB/DE)–2012  
Cleveland Browns

Quentin Walker (WR)–1983  
St. Louis Cardinals  
Tampa Bay Buccaneers

Jason Wallace (CB)–1990  
Indianapolis Colts  
Sacramento Gold Miners (CFL)  
San Antonio Texans (CFL)  
Toronto Argonauts (CFL)

David Ware (T)–1992  
New York Jets  
Miami Dolphins  
Kansas City Chiefs

Chris Warren (RB)–1986  
Seattle Seahawks  
Dallas Cowboys  
Philadelphia Eagles

Jerrold Washington (RB)–1993  
New England Patriots

Patrick Washington (RB)–2000  
Jacksonville Jaguars

**David Watford (QB)–2014**

Philadelphia Eagles  
Saskatchewan Roughriders (CFL)

**Hamilton Tiger-Cats (CFL)**

Charles Way (RB)–1994  
New York Giants

Marquis Weeks (RB/S)–2004  
Seattle Seahawks  
Denver Broncos

Todd White (DT)–1996  
Montreal Alouettes (CFL)

Terrence Wilkins (WR)–1998  
Indianapolis Colts  
St. Louis Rams  
Carolina Panthers  
Miami Dolphins  
Calgary Stampeders (CFL)

Deyon Williams (WR)–2006  
Washington Redskins

Marcus Wilson (RB)–1989  
Los Angeles Raiders  
Green Bay Packers  
Jacksonville Jaguars

Jamaine Winborne (CB)–2003  
New York Giants  
Baltimore Ravens

Antwoine Womack (RB)–2001  
New England Patriots  
New York Giants

Barry Word (RB)–1985  
New Orleans Saints  
Kansas City Chiefs  
Minnesota Vikings  
Arizona Cardinals

**Olamide Zaccheaus (WR) –2018**

**Atlanta Falcons**  
Geno Zimmerlink (TE/SE)–1985  
Indianapolis Colts

**Bold** face indicates active player during the 2021 season. It includes players who were drafted by professional teams as well as those who signed free-agent contracts.




## CAVALIERS IN THE SUPER BOWL

Virginia players who have played in the Super Bowl or were on Super Bowl rosters:

Game	Player, Pos.	Team
Super Bowl I	Henry Jordan, DT	Green Bay Packers *
Super Bowl II	Henry Jordan, DT	Green Bay Packers *
Super Bowl IV	Gary Cuozzo, QB	Minnesota Vikings
Super Bowl XII	Tom Glassic, G	Denver Broncos
Super Bowl XVI	John Choma, G/T	San Francisco 49ers *
Super Bowl XVII	Stuart Anderson, LB	Washington Redskins (IR)*
	Steve Potter, LB	Miami Dolphins
	Tommy Vigorito, RB	Miami Dolphins
Super Bowl XVIII	Stuart Anderson, LB	Washington Redskins
Super Bowl XX	Ed Reynolds, LB	New England Patriots
Super Bowl XXIX	David Griggs, LB	San Diego Chargers
Super Bowl XXXI	Chris Slade, LB	New England Patriots
Super Bowl XXXII	Patrick Jeffers, WR	Denver Broncos *
Super Bowl XXXIV	Keith Lyle, S	St. Louis Rams *
	Mike Frederick, DE	Tennessee Titans (IA)
Super Bowl XXXV	Jamie Sharper, LB	Baltimore Ravens *
	Anthony Poindexter, S	Baltimore Ravens (IA) *
	Tiki Barber, TB	New York Giants
Super Bowl XXXVI	Antwan Harris, CB	New England Patriots *
	John St. Clair, T	St. Louis Rams (IA)
Super Bowl XXXVII	Ronde Barber, CB	Tampa Bay Buccaneers *
	Casey Crawford, TE	Tampa Bay Buccaneers (IA) *
Super Bowl XXXVIII	Antwan Harris, CB	New England Patriots (IA) *
Super Bowl XXXIX	Billy McMullen, WR	Philadelphia Eagles (IA)
Super Bowl XL	James Farrior, LB	Pittsburgh Steelers *
	Heath Miller, TE	Pittsburgh Steelers *
Super Bowl XLI	Thomas Jones, RB	Chicago Bears
	John St. Clair, OT	Chicago Bears
Super Bowl XLII	Ryan Kuehl, LS	New York Giants (IR)*
Super Bowl XLIII	James Farrior, LB	Pittsburgh Steelers *
	Heath Miller, TE	Pittsburgh Steelers *
	Elton Brown, OG	Arizona Cardinals
Super Bowl XLIV	Tom Santi, TE	Indianapolis Colts (IR)
Super Bowl XLV	James Farrior, LB	Pittsburgh Steelers
	Heath Miller, TE	Pittsburgh Steelers
Super Bowl XLVI	Chris Canty, DE	New York Giants*
	Clint Sintim, LB	New York Giants* (IR)
	Danny Aiken, LS	New England Patriots
Super Bowl XLVII	Ras-I Dowling, CB	New England Patriots (IR)
	Ahmad Brooks, LB	San Francisco 49ers
	Cam Johnson, LB	San Francisco 49ers
Super Bowl XLIX	Danny Aiken, LS	New England Patriots*
	Justin Renfrow, OT	Seattle Seahawks (IA)
Super Bowl 50	Ras-I Dowling, CB	Carolina Panthers (IA)
Super Bowl LI	Chris Long, DE	New England Patriots*
	La'Roy Reynolds, OLB	Atlanta Falcons
	Matt Schaub, QB	Atlanta Falcons
Super Bowl LII	Chris Long, DE	Philadelphia Eagles*
	Rodney McLeod, S	Philadelphia Eagles*
Super Bowl LIII	Micah Kiser, LB	Los Angeles Rams
Super Bowl LIV	Juan Thornhill, S	Kansas City Chiefs (IR)*
Super Bowl LV	Juan Thornhill, S	Kansas City Chiefs
Super Bowl LVI	Bryce Perkins, QB	Los Angeles Rams*

IR - Injured reserve · IA - Inactive roster · \* Super Bowl champions





Virginia has had at least one player drafted in 37 drafts of the last 38 NFL Drafts.

## ALL-TIME NFL DRAFT PICKS

Year	Name	Pos.	Team	Round (Overall)	Year	Name	Pos.	Team	Round (Overall)
1940	Jim Gillette	B	Green Bay Packers	18 (169)	1958	John Diehl	T	Baltimore Colts	7 (82)
<b>1942</b>	<b>Bill Dudley</b>	<b>B</b>	<b>Pittsburgh Steelers</b>	<b>1 (1)</b>		Harold Outten	T	Detroit Lions	7 (85)
1945	John Duda	B	Philadelphia Eagles	14 (140)		Fred Polzer	T	Washington Redskins	16 (186)
1946	Joe Kirkland	T	Boston Yanks	13 (112)		Sonny Randle	B	Chicago Cardinals	19 (218)
	Charlie Ellis	B	New York Giants	28 (265)	1960	Dave Graham	E	Philadelphia Eagles	13 (153)
1947	Tom Dudley	E	Washington Redskins	23 (208)	1962	Ron Gassert	T	Green Bay Packers	4 (56)
1948	Bruce Bailey	B	Los Angeles Rams	5 (30)	1963	Turnley Todd	LB	Green Bay Packers	7 (85)
	George Grimes	B	Los Angeles Rams	6 (40)	1964	Terry Sieg	HB	Cleveland Browns	14 (194)
	Ray Brown	B	Chicago Bears	18 (164)	1965	Bob Kowalkowski	G	Detroit Lions	7 (95)
	Lockwood Frizzell	C	Philadelphia Eagles	22 (204)	1966	Don Parker	G	San Francisco 49ers	4 (56)
	Joe McCary	B	Boston Yanks	28 (259)		John Pincavage	HB	Detroit Lions	8 (117)
	George Neff	B	Boston Yanks	32 (294)	1967	Bob Davis	QB	Houston Oilers	2 (30)
1949	Joe Leonard	T	Los Angeles Rams	19 (187)		Ed Carrington	FL	Houston Oilers	7 (164)
1950	Carlton Elliott	E	Green Bay Packers	13 (160)		Jim Copeland	G	Cleveland Browns	10 (255)
	Ralph Shoaf	B	Washington Redskins	28 (357)		Carroll Jarvis	HB	San Diego Chargers	11 (277)
<b>1951</b>	<b>Gene Schroeder</b>	<b>E</b>	<b>Chicago Bears</b>	<b>1 (12)</b>		George Stetter	DB	New Orleans Saints	14 (367)
	John Papit	B	Washington Redskins	7 (76)	1968	John Naponick	T	Oakland Raiders	5 (136)
	Dick Johnson	T	Green Bay Packers	20 (233)	1969	Frank Quayle	RB	Denver Broncos	5 (113)
1952	Bob Miller	T	Detroit Lions	5 (58)		Jeff Anderson	RB	Washington Redskins	7 (166)
	Jimmy Lesane	B	Chicago Bears	20 (236)		Greg Shelly	G	Cleveland Browns	10 (254)
	Joe Palumbo	G	San Francisco 49ers	28 (334)		Rick Brand	DT	Washington Redskins	14 (347)
1953	Tom Scott	E	Los Angeles Rams	5 (60)		Paul Rogers	T	Washington Redskins	15 (374)
	Bob Tata	B	Detroit Lions	21 (253)	1971	Dan Ryczek	C	Washington Redskins	13 (322)
1954	Joe Mehalick	T	Philadelphia Eagles	13 (153)	1972	Andy Selfridge	LB	San Diego Chargers	13 (321)
1956	John Polzer	LB	Baltimore Colts	15 (175)	1973	Dave Sullivan	WR	Cleveland Browns	15 (384)
	Herb Hartwell	B	Baltimore Colts	27 (319)	1974	Harrison Davis	WR	San Diego Chargers	4 (81)
1957	Henry Jordan	T	Cleveland Browns	5 (52)		Paul Ryczek	C	Atlanta Falcons	10 (252)
	Bob Gunderman	E	Detroit Lions	19 (227)		Kent Merritt	WR	New Orleans Saints	11 (270)
					1975	Dick Ambrose	LB	Cleveland Browns	12 (290)
						Ken Shelton	TE	Denver Broncos	15 (381)



# VIRGINIA

## 2022 UVA FOOTBALL

Year	Name	Pos.	Team	Round (Overall)
<b>1976</b>	<b>Tom Glassic</b>	<b>G</b>	<b>Denver Broncos</b>	<b>1 (15)</b>
	Scott Gardner	QB	Buffalo Bills	8 (215)
1977	Mike Ozdowski	DE	Baltimore Colts	2 (53)
1978	John Choma	G	San Diego Chargers	5 (135)
1979	Russ Henderson	P	Baltimore Colts	9 (224)
1980	Tony Blount	DB	New York Giants	5 (118)
	Grant Hudson	DT	St. Louis Cardinals	8 (211)
1981	Tom Vigorito	RB	Miami Dolphins	5 (138)
1982	Stuart Anderson	LB	Kansas City Chiefs	4 (104)
	Greg Taylor	KR	New England Patriots	12 (308)
1984	Quentin Walker	RB	St. Louis Cardinals	7 (185)
	Billy Griggs	TE	New York Jets	8 (203)
1985	Lester Lyles	DB	New York Jets	2 (40)
	Bob Olderman	OG	Kansas City Chiefs	4 (99)
	Ron Mattes	DT	Seattle Seahawks	7 (193)
<b>1986</b>	<b>Jim Dombrowski</b>	<b>OT</b>	<b>New Orleans Saints</b>	<b>1 (6)</b>
	Barry Word	RB	New Orleans Saints	3 (62)
	Jim Huddleston	OG	Washington Redskins	6 (156)
1987	Don Majkowski	QB	Green Bay Packers	10 (255)
1988	Scott Secules	QB	Dallas Cowboys	6 (151)
<b>1989</b>	<b>Jeff Lageman</b>	<b>LB</b>	<b>New York Jets</b>	<b>1 (14)</b>
	John Ford	WR	Detroit Lions	2 (30)
1990	Marcus Wilson	RB	Los Angeles Raiders	6 (149)
	Ray Savage	DE	Los Angeles Rams	8 (198)
	Tim O'Connor	OT	Cincinnati Bengals	11 (288)
<b>1991</b>	<b>Herman Moore</b>	<b>WR</b>	<b>Detroit Lions</b>	<b>1 (10)</b>
	Tony Covington	DB	Tampa Bay Buccaneers	4 (93)
	Bruce McGonnigal	TE	Pittsburgh Steelers	9 (239)
	Shawn Moore	QB	Denver Broncos	11 (284)
<b>1992</b>	<b>Ray Roberts</b>	<b>OT</b>	<b>Seattle Seahawks</b>	<b>1 (10)</b>
	Matt Blundin	QB	Kansas City Chiefs	2 (40)
	Nikki Fisher	RB	Chicago Bears	10 (273)
1993	Chris Slade	DE	New England Patriots	2 (31)
	Terry Kirby	RB	Miami Dolphins	3 (78)
	David Ware	OT	New York Jets	4 (88)
	Greg Jeffries	DB	Detroit Lions	6 (147)
1994	Keith Lyle	DB	Los Angeles Rams	3 (71)
	Jim Reid	OT	Houston Oilers	5 (161)
1995	Mike Frederick	DE	Cleveland Browns	3 (94)
	Tyrone Davis	WR	New York Jets	4 (107)
	Charles Way	RB	New York Giants	6 (206)
1996	Patrick Jeffers	WR	Denver Broncos	5 (159)
<b>1997</b>	<b>James Farrior</b>	<b>LB</b>	<b>New York Jets</b>	<b>1 (8)</b>
	<b>Jon Harris</b>	<b>DE</b>	<b>Philadelphia Eagles</b>	<b>1 (25)</b>
	Jamie Sharper	LB	Baltimore Ravens	2 (34)
	Tiki Barber	RB	New York Giants	2 (36)
	Ronde Barber	DB	Tampa Bay Buccaneers	3 (66)
	Duane Ashman	DE	Detroit Lions	5 (161)
1998	Germant Crowell	WR	Detroit Lions	2 (50)
	Doug Karczewski	OT	New York Jets	5 (141)
<b>1999</b>	<b>Patrick Kerney</b>	<b>DE</b>	<b>Atlanta Falcons</b>	<b>1 (30)</b>
	Wali Rainer	LB	Cleveland Browns	4 (124)
	Aaron Brooks	QB	Green Bay Packers	4 (131)
	Antonio Dingle	DT	Pittsburgh Steelers	7 (214)
	Anthony Poindexter	DB	Baltimore Ravens	7 (216)
	Robert Hunt	OT	Tampa Bay Buccaneers	7 (226)
<b>2000</b>	<b>Thomas Jones</b>	<b>RB</b>	<b>Arizona Cardinals</b>	<b>1 (7)</b>
	John St. Clair	C	St. Louis Rams	3 (94)
	Shannon Taylor	LB	San Diego Chargers	6 (184)
	Antwan Harris	DB	New England Patriots	6 (187)
2001	Billy Baber	TE	Kansas City Chiefs	5 (141)
2002	Chris Luzar	TE	Jacksonville Jaguars	4 (118)
	Monsanto Pope	DT	Denver Broncos	7 (231)
	Antwoine Womack	RB	New England Patriots	7 (237)

Year	Name	Pos.	Team	Round (Overall)
2003	Angelo Crowell	LB	Buffalo Bills	3 (94)
	Billy McMullen	WR	Philadelphia Eagles	3 (95)
2004	Matt Schaub	QB	Atlanta Falcons	3 (90)
<b>2005</b>	<b>Heath Miller</b>	<b>TE</b>	<b>Pittsburgh Steelers</b>	<b>1 (30)</b>
	Darryl Blackstock	LB	Arizona Cardinals	3 (95)
	Elton Brown	OG	Arizona Cardinals	4 (111)
	Alvin Pearman	RB	Jacksonville Jaguars	4 (127)
	Chris Canty	DE	Dallas Cowboys	4 (132)
	Andrew Hoffman	NT	Cleveland Browns	6 (203)
	Patrick Estes	TE	San Francisco 49ers	7 (248)
<b>2006</b>	<b>D'Brickashaw Ferguson</b>	<b>OT</b>	<b>New York Jets</b>	<b>1 (4)</b>
	Brad Butler	OT	Buffalo Bills	5 (143)
	Marques Hagans	WR	St. Louis Rams	5 (144)
	Wali Lundy	TB	Houston Texans	6 (170)
	Kurt Smith	PK	San Diego Chargers	6 (188)
2006S	Ahmad Brooks	LB	Cincinnati Bengals	3
2007	Jason Snelling	FB	Atlanta Falcons	7 (244)
	Marcus Hamilton	CB	Tampa Bay Buccaneers	7 (245)
<b>2008</b>	<b>Chris Long</b>	<b>DE</b>	<b>St. Louis Rams</b>	<b>1 (2)</b>
	<b>Branden Albert</b>	<b>OG</b>	<b>Kansas City Chiefs</b>	<b>1 (15)</b>
	Tom Santi	TE	Indianapolis Colts	6 (196)
<b>2009</b>	<b>Eugene Monroe</b>	<b>OT</b>	<b>Jacksonville Jaguars</b>	<b>1 (8)</b>
	Clint Sintim	LB	New York Giants	2 (45)
	Cedric Peerman	RB	Baltimore Ravens	6 (189)
	John Phillips	TE	Dallas Cowboys	6 (208)
2010	Chris Cook	CB	Minnesota Vikings	2 (34)
2011	Ras-I Dowling	CB	New England Patriots	2 (33)
2012	Cam Johnson	DE	San Francisco 49ers	7 (237)
2013	Oday Aboushi	OT	New York Jets	5 (141)
2014	Morgan Moses	OT	Washington Redskins	3 (66)
	Brent Urban	DT	Baltimore Ravens	4 (134)
	Luke Bowanko	C	Jacksonville Jaguars	6 (205)
2015	Eli Harold	DE	San Francisco 49ers	3 (79)
	Max Valles	OLB	Oakland Raiders	6 (179)
2016	Maurice Canady	CB	Baltimore Ravens	6 (209)
2018	Micah Kiser	ILB	Los Angeles Rams	5 (147)
	Andrew Brown	DE	Cincinnati Bengals	5 (158)
2019	Juan Thornhill	SS	Kansas City Chiefs	2 (63)
	Tim Harris	CB	San Francisco 49ers	6 (198)
2020	Joe Reed	WR	Los Angeles Chargers	5 (151)
	Bryce Hall	CB	New York Jets	5 (158)
2021	Jelani Woods	TE	Indianapolis Colts	3 (73)



Chris Long was the second overall draft selection by the St. Louis Rams in 2008 - Bill Dudley, drafted No. 1 overall in 1942, is the only Cavalier to be drafted higher.





# COVERING THE CAVALIERS

Virginia's 2022 football fact book was prepared by the staff of the UVA athletics communications office to assist the news media in its coverage of the Cavaliers this fall. Requests for additional information, feature materials and photographs should be made to the athletics media relations office.

**Athletics Athletic Communications Office**  
University of Virginia  
P.O. Box 400853  
Charlottesville, VA 22904-4853  
**(434) 982-5500**

The UVA athletics communications office is located in John Paul Jones Arena. Please access the offices through the Arena's security entrance located at the end of the service road on the north side of the building. Visitor parking is available on the second deck of the parking garage.

### PLAYER INTERVIEWS

All player interviews must be arranged through the UVA athletics communications office. It is requested that you allow the athletics communications staff at least one day, preferably longer, to arrange an interview. All requests for Tuesday player interviews must be submitted to the athletics media relations office by Noon on Monday. No interviews will be arranged with players after Wednesday the week of a game. Defensive players and assistant coaches will be available on Tuesdays and offensive players and coaches will conduct interviews on Wednesdays. Select players will conduct interviews during the same time period (mid-day) of coach Tony Elliott regular Monday press availability. Depending on circumstances, these interviews may be conducted on Zoom.

### PRACTICE COVERAGE

All practices are closed to media and fans.

### POSTGAME INTERVIEWS

Virginia's locker room is closed to the media both at home and on the road. Depending on circumstances, post-game interviews may be conducted on Zoom.

### WORKING MEDIA

Virginia's press facilities are located in the Captain Norton Pritchett Press Box on the west side of the Carl Smith Center, home of David A. Harrison III Field at Scott Stadium. Admittance to the press box is by official credential only and is strictly limited to members of the working media and event support personnel. Specific guidelines and protocols for game day media operations will be announced closer to the start of the season.

### PRESS CREDENTIALS

Specific guidelines and protocols for game day credentials will be announced closer to the start of the season.

### PRESS PARKING

Specific guidelines and protocols for game day parking will be announced closer to the start of the season.

### VISIT UVA'S WEB SITES

Information on all of Virginia's varsity sports is available on the UVA Athletics Department's official web sites:

[www.virginiasports.com](http://www.virginiasports.com)

### ATHLETICS COMMUNICATIONS



**JIM DAVES**  
Asst. AD for  
**Athletic Communications**  
*Tony Elliott and*  
assistant coach Interviews  
Office.....434-243-2467  
Mobile .....434-962-7668  
jimdaves@virginia.edu  
@JimDaves



**SCOTT FITZGERALD**  
Asst. Director for  
**Athletic Communication**  
*(Primary Football Contact)*  
Player Interviews  
Office.....434-982-9878  
Mobile .....908-246-6818  
s.fitzgerald@virginia.edu  
@ScottFitz11





# SCOTT STADIUM

## The Home of Virginia Football

Entering its 92nd season as the home for Virginia football, the Carl Smith Center, home of David A. Harrison III Field at Scott Stadium, with its unique architectural design, scenic setting on the University's Grounds and exceptional sight lines, is one of the nation's finest college football settings.

Opened in 1931, Scott Stadium might be one of the oldest campus college football stadiums in the nation, but you could never tell from its appearance. Numerous upgrades and expansions over the decade fine it a modern home for the Cavaliers and their fans.

Scott Stadium was the gift of Frederic William Scott and Elisabeth Strother Scott, and was dedicated to the memory of his parents, Frederic Robert Scott and Frances Branch Scott.

Virginia played its dedication game at Scott Stadium on Oct. 15, 1931 against the Virginia Military Institute before a then-capacity crowd of 22,000. Prior to that season, the Cavaliers staged their home games at the University's Lambeth Field.

Since George Welsh's 1987 squad went a perfect 5-0 at home, Scott Stadium has provided Virginia's team a decided advantage.

Over the past 35 seasons UVA's home record stands at 152-71.

Virginia has played 496 games in the historic venue; Duke's visit in 2015 marked the 450th game in the facility. UVA's all-time record at Scott Stadium stands at 282-201-13.

Here are some of the significant changes and moments that have happened at Scott Stadium over the last 46 years:

- 1974 - New aluminum seating is installed along with an AstroTurf playing surface. The facility's brickwork is restored.
- 1980 - The stadium's upper decks open adding 12,000 additional seats. A new press box—named in memory of longtime UVA athletic director Captain Norton Pritchett—and a President's box are also constructed.

• Oct. 9, 1982 - Using portable lights, UVA plays its first night game at Scott Stadium against defending national champion Clemson.

• 1983 - A permanent lighting system is installed before the start of the season.

• 1985 - Bryant Hall, a dining and locker room facility located in the south end zone of the stadium, opens. The building is named in honor of J.C. Herbert Bryant, a 1932 Virginia graduate and one of the principal benefactors of the structure.

• Nov. 3, 1990 - A stadium-record crowd of 49,700 attends as No. 1 Virginia faces No. 16 Georgia Tech in a nationally televised game. The Yellow Jackets win 41-38.

• Sept. 2, 1995 - Virginia dedicates its new natural grass playing field - David A. Harrison III Field - at the first home game of the season against William & Mary.

The field is named after David A. Harrison III of Hopewell, Va., who pledged \$5 million to support the UVA football program. Harrison Field replaces artificial turf which was first installed at Scott Stadium in 1974.

### Top-10 Scott Stadium Crowds

Date	Attendance	Opponent	Result
Aug. 30, 2008	64,947	Southern California	USC won, 52-7
Nov. 13, 2004	63,701	Miami	Miami won, 31-21
Nov. 19, 2005	63,344	Virginia Tech	Va. Tech won, 52-14
Oct. 15, 2005	63,106	Florida State	UVA won, 26-21
Nov. 6, 2004	63,072	Maryland	UVA won, 16-0
Oct. 18, 2003	62,875	Florida State	FSU won, 19-14
Sept. 11, 2004	62,790	North Carolina	UVA won, 56-24
Oct. 7, 2004	61,833	Clemson	UVA won, 30-10
Aug. 30, 2003	61,737	Duke	UVA won, 27-0
Nov. 24, 2007	61,711	Virginia Tech	Va. Tech won, 33-21





- Nov. 2, 1995—Virginia hosts Florida State in the first-ever Thursday night game in Charlottesville. Playing in front of a sell-out crowd and a national television audience, the Cavaliers defeat the second-ranked Seminoles 33-28. Florida State becomes the highest-ranked team to ever fall to the Cavaliers.
- June 14, 1997 – Representing the largest single monetary gift in school history at that time, UVA alumnus and former Cavalier football player Carl W. Smith pledges \$25 million to his alma mater. The University announces that the bulk of Smith’s gift—\$23 million—will be used toward funding the expansion and enhancement of Scott Stadium, ultimately increasing its seating capacity to 61,500 by the year 2000.
- 1998 – Located in the north end of the stadium, the ‘Hoo Vision videoboard debuts for the Sept. 12 Maryland game. In conjunction with this project, the north end hillside seating area is moved 30 feet closer to the playing field
- 1999 – The lower level of the south bowl, including new locker rooms, is finished before the home opener vs. Wake Forest on Sept. 18.
- 2000 – The Carl Smith Center, home of David A. Harrison III Field, is dedicated during the 2000 season opener against Brigham Young on Sept. 2. The final phase of the stadium renovation project includes the completion of the new Bryant Hall at the Carl Smith Center.

- 2001 – A crowd of 61,625 attends the home game vs. Virginia Tech, the largest attendance for a football game in Virginia state history at the time.
- 2003 – Video display panels, called “ribbon boards,” are installed below the upper decks on the east and west sides of the stadium.
- 2005 – The legendary rock band The Rolling Stones perform before a sold out crowd on Oct. 6.
- 2008 – A record-setting crowd of 64,947 attends the season opener vs. Southern California.
- 2009 – A new 32-foot by 57-foot videoboard replaces the existing 21-foot by 28-foot screen.
- 2009 – Rock band U2 brought its famous 360° Tour to a packed Scott Stadium on Oct. 1.
- 2015 – New “ribbon board” LED displays were installed and run along the fascia between the upper and lower levels completely around the stadium’s horseshoe.

## LAMBETH FIELD



***Built in stages from 1901-1913, Lambeth Field served as the Cavaliers’ home until the construction of Scott Stadium in 1931. Named for Dr. William A. Lambeth, often called “the father of athletics” at UVA, Lambeth Field was also the home of the university’s successful track and baseball teams until the early 1970s.***

***Completion of the stadium in 1913 provided grandstand seating for 8000 people at a cost of \$35,000. Student season tickets cost \$7.50 that season, while alumni tickets were \$9.50. The dedication game against Vanderbilt in November 1913 saw the Cavaliers wallop the Commodores 34-0 in a game called “the football classic of the South.”***





# COME FOR IT ALL

Come for the tailgates, the triumphs and everything you love about the ACC.  
Come for the culture, the camaraderie and unrivaled coverage, year-round.  
Come for more than the game. **Come for it all.**



Join us @ACCNnetwork

