

VIRGINIA BASEBALL RECORD BOOK



TABLE OF CONTENTS

Davenport Field at Disharoon Park	2-3
2015 National Champions.....	4-5
2009 College World Series.....	6
2011 College World Series.....	7
2014 College World Series.....	8
2021 College World Series.....	9
2023 College World Series.....	10
NCAA Tournament History/Records	11-13
ACC Tournament History.....	14-17
Year-by-Year Records/UVA Coaching History	18
UVA in the Major League Baseball Draft.....	19
Former Cavaliers in Professional Baseball	20-22
Virginia Baseball Hall of Fame.....	23-33
Single-Game Records	34
Batting Records	35
Pitching Records	36
Annual Leaders.....	37-38
Single-Season Team Records.....	39
National Awards and Honors/USA Baseball	40-41
Postseason Awards and Honors.....	42
ACC Awards and Honors.....	43-45
Series Records	46
Year-by-Year Results	47-61
Game-by-Game vs ACC, 2024 Opponents	62-68
All-Time Letterwinners	69-71

ATHLETIC COMMUNICATIONS

Assistant AD, Athletic Communications Jim Daves
 Main Office Phone (434) 982-5500
 Baseball Contact Scott Fitzgerald
 Office Phone (434) 924-9878
 Mobile Phone (908) 246-6818
 E-Mail.....s.fitzgerald@virginia.edu

BASEBALL INFORMATION

Head Coach Brian O'Connor (Creighton, '93)
 Career/UVA Record..... 839-353-2 (.704)
 (20 seasons)
 NCAA Appearances 17 (2004-17, 2021-23)
 Associate Head Coach Kevin McMullan
 Assistant Coaches Drew Dickinson, Matt Kirby
 Asst. AD for Baseball Admin Justin Armistead
 Recruiting & Operations Asst. Kraigen Rasalla
 Dir. of Player Development & Scouting..... John Hendry
 2023 Record 50-15 overall, 19-11 ACC
 (1st Coastal/2nd overall/Coastal Division Champs)
 2023 ACC Tournament.....1-1 in Pool B Play
 2023 Postseason.....5-3 College World Series
 2023 Final Rankings 6 (D1B, Coaches);
 7 (CBN, NCBWA); 8 (BA, PG)
 Letterwinners Returning/Lost 19/15
 Position Players Returning/Lost..... 7/9
 Two-way Players Returning/Lost 2/0
 Starting Position Players Returning/Lost 6/3
 Starting Pitchers Returning/Lost..... 1/3
 Pitchers Returning/Lost..... 10/9
 Newcomers ..19 (13 freshmen, 4 grad transfers, 2
 four-year transfers)
 Home Facility
Davenport Field at Disharoon Park
 Capacity/Surface.....5,919/Natural Grass
 Dimensions332-370-404-370-332

SOCIAL MEDIA



PROGRAM HISTORY

NCAA Tournament Appearances 20
 (1972, '85, '96, 2004-17, 2021-23)
 NCAA Championships..... 1 (2015)
 College World Series Appearances 6
 (2009, '11, '14, '15, '21, '23)
 College World Series Finals Appearances
 2
 (2014, '15)
 NCAA Regional Championships..... 8
 (2009, '10, '11, '13, '14, '15, '21, '23)
 Last NCAA Regional Appearance
 Charlottesville Regional (2023)
 Last NCAA Super Regional Appearance
 Charlottesville Super Regional (2023)
 ACC Championships..... 4 (1972, '96, '09, '11)
 ACC Coastal Division Championships 3
 (2010, '11, '23)

UNIVERSITY INFORMATION

Location Charlottesville, Va.
 Foundedby Thomas Jefferson, 1819
 Enrollment..... 23,721 (16,793 undergraduate)
 President..... Jim Ryan
 Nicknames Cavaliers, Wahoos, 'Hoos
 ColorsOrange and Blue
 Conference.....Atlantic Coast
 Athletics Director Carla Williams
 Deputy AD/Baseball Admin.....Ed Scott
 Athletics Website VirginiaSports.com



DAVENPORT FIELD AT DISHAROON PARK

HISTORY

- Stadium underwent complete overhaul after the 2001 season, making it a premier college facility.
- Bermuda grass playing surface – known as Ted Davenport Field – was dedicated April 13, 2002, against Wake Forest in honor of Thomas “Ted” Edward Davenport, former Executive Director and Secretary/ Treasurer of Virginia Student Aid Foundation.
- Field was named for Davenport to recognize his dedication to student-athletes and leadership role in fundraising.
- Prior to the 2018 season, Virginia completed an 18.6 million expansion project that extended the concourse from the LF foul pole to the scoreboard in RF, nearly 1,000 new seats, a field level club, new hitting facility and coaches offices.
- On March 2, 2018 the stadium was renamed Davenport Field at Disharoon Park, in honor of Leslie B. Disharoon and Ann Merriwether Disharoon, long time donors and supporters of the program. The renaming was made possible by an anonymous donor.



(L-R) Director of Athletics Carla Williams, Les Disharoon and head coach Brian O'Connor at the Disharoon Park dedication ceremony in 2018.



(L-R) O'Connor, Ann Disharoon and Les Disharoon in 2010.

DISHAROON PARK FACTS AND FIGURES

- Seating Capacity:** 5,919
- Field Dimensions:** 332-370-404-370-332
- Outfield Wall Height:** 6 feet in left and right field; 8 feet from left to right center
- Largest Single-Game Attendance (Reg Season):** 5,919 vs. Virginia Tech (April 30, 2022)
- Largest Single-Game Attendance (Postseason):** 5,919 six times, last: vs. Duke (June 11, 2023)
- Largest 3-Game Series Attendance:** 16,277 vs. Virginia Tech (April 29 - May 1, 2022)
- Largest Season Attendance Average:** 3,749 (142,496 total), 2014
- Largest Season Attendance Total:** 142,496, 2014 (38 games)
- Total Attendance:** 1,833,875 (22 seasons)
- Virginia's Overall Record in Facility:** 574-170 (.772)
- Virginia's ACC Record in Facility:** 198-107 (.649)
- Virginia's Record vs. State Opponents in Facility:** 155-26 (.856)
- First Game:** Feb. 16, 2002, vs. Bucknell
- First Night Game:** March 29, 2002, vs. North Carolina
- First Virginia Win:** Feb. 16, 2002, vs. Bucknell (10-3)
- First Virginia Loss:** Feb. 26, 2002, vs. VCU (13-7)
- First ACC Win:** March 15, 2002, vs. No. 1 Florida State (11-10)
- First Win Over Ranked Team:** March 15, 2002, vs. No. 1 FSU (11-10)

ATTENDANCE AT DISHAROON PARK

Year	Total Att.	Avg. Att.	Dates	Record
2002	15,802	632	25	11-14
2003	16,298	582	28	19-9
2004	45,000	1,363	33	25-8
2005	41,100	1,141	36	31-5
2006	57,685	1,559	37	32-5
2007	65,661	1,774	37	28-9
2008	61,282	1,571	39	31-9
2009	51,473	1,513	34	29-6
2010	125,959	3,148	40	34-7
2011	125,355	3,298	38	35-5
2012	112,281	3,208	35	26-10
2013	124,374	3,189	39	35-5
2014	142,496	3,749	38	34-4
2015	83,825	3,644	23	13-10
2016	132,308	3,675	36	24-12
2017	107,202	3,248	34	28-6
2018	112,476	3,408	33	21-12
2019	101,668	3,177	33	23-10
2020	34,019	2,429	14	13-2
2021	10,582	378	28	16-12
2022	112,522	3,309	34	29-5
2023	154,507	3,678	42	37-5
22 years	1,833,875	2,492	702	574-170

DAVENPORT FIELD AT DISHAROON PARK

STADIUM FACTS

- The stadium seats 5,919 (third largest in the ACC) and includes a canopied grandstand with nearly 3,000 chairback seats encircling the playing surface, left field bleacher seats, grass hillside seating down the left-field line, 140 permanent field level seats equipped with a lounge and seven suites for lease by fans and corporate sponsors.

FAN SUPPORT

- Disharoon Park welcomed its one millionth fan early in March 2015.
- Virginia has drawn over 1,000,000 fans since 2009, including over 100,000 fans in nine of the last 10 seasons.
- UVA averaged a program-record 3,749 spectators per game in 2014 and has ranked in the top 20 nationally in attendance each of the last 10 years.
- Disharoon Park provides one of the best home-field advantages in college baseball: UVA is 544-147 (.787) at home since 2004.
- The facility has played host to 10 NCAA Regionals (2004, 2006, 2007, 2010, 2011, 2012, 2013, 2014, 2016, 2023) and six NCAA Super Regionals (2010, 2011, 2013, 2014, 2015, 2023).



RYAN ZIMMERMAN HITTING FACILITY



INDOOR PITCHING LAB



FIELD LEVEL CLUB



CHRIS TAYLOR PERFORMANCE CENTER

TOP 20 DISHAROON PARK CROWDS		
ATTEND	DATE	OPPONENT
5919	6/11/2023	Duke (Super Regional)
5919	6/10/2023	Duke (Super Regional)
5919	6/9/2023	Duke (Super Regional)
5919	4/30/2022	Virginia Tech
5919	6/4/2023	East Carolina (Regional)
5919	6/3/2023	East Carolina (Regional)
5706	3/26/2023	Florida State
5487	6/2/2023	Army (Regional)
5485	5/1/2022	Virginia Tech
5309	4/15/2023	Pitt
5286	4/3/2022	Georgia Tech
5074	4/14/2012	North Carolina
5050	6/13/2011	UC Irvine (Super Regional)
5025	4/19/2014	North Carolina
5001	6/5/2014	Maryland (Super Regional)
5001	6/9/2014	Maryland (Regional)
4980	4/21/2013	Florida State
4975	4/16/2016	North Carolina
4956	6/9/2013	Mississippi State (Super Regional)
4950	4/17/2016	North Carolina



LOCKER ROOM

2015 NATIONAL CHAMPIONS

TD AMERITRADE PARK OMAHA; OMAHA, NEB.

A year after falling just short at the CWS Finals, Virginia entered the 2015 NCAA Tournament as a longshot. The Cavaliers banded together though to make a remarkable run to Virginia's first NCAA championship.

The Cavaliers battled through a tumultuous, injury-riddled regular season, and were not a lock to even make the 10-team ACC tournament until winning five of their final six league games – including a series sweep at North Carolina – to punch a ticket to the postseason.

Even then, UVA lost its final three games at the ACC tournament before earning a bid to the NCAA tournament as a No. 3 seed in the Lake Elsinore Regional.

The storybook tournament run turned program stalwarts Brandon Waddell, Josh Sborz, Kenny Towns and Nathan Kirby into legends, but more heroes emerged along the way.

Freshmen Adam Haseley, Ernie Clement and Pavin Smith performed like sage veterans, each coming up with head-turning performances at critical times throughout the tournament. Seldom-used senior Thomas Woodruff had the game of his life in Game 2 of the CWS Finals as UVA staved off elimination.

The long and challenging road led to the ultimate coronation – an Omaha dogpile.



ROSTER

2	John La Prise	INF/OF	Jr.
4	Ernie Clement	INF	Fr.
5	Kevin Radford	INF	Sr.
6	Matt Doughty	RHP	Fr.
7	Adam Haseley	LHP/OF	Fr.
8	Robbie Coman	C	Jr.
9	Kenny Towns	INF	Sr.
10	Pavin Smith	1B/OF	Fr.
11	Bennett Sousa	LHP	Fr.
12	Charlie Cody	INF/OF	Fr.
13	Alec Bettinger	RHP	So.
14	Derek Casey	RHP	Fr.
16	Tommy Doyle	RHP	Fr.
17	Jack Roberts	RHP	So.
18	Justin Novak	INF/C	Fr.
19	Nathan Kirby	LHP	Jr.
20	Brandon Waddell	LHP	Jr.
21	Matt Thaiss	C	So.
22	Daniel Pinero	INF	So.
23	Christian Lowry	OF	Fr.
25	Jack Gerstenmaier	INF	Fr.
27	Josh Sborz	RHP	Jr.
28	Kevin Doherty	LHP	Jr.
31	Joe McCarthy	OF	Jr.
32	Mark Ostbye	RHP	Fr.
33	Connor Jones	RHP	So.
34	Riley Wilson	LHP	Fr.
35	David Rosenberger	LHP	Jr.
37	Thomas Woodruff	INF/OF	Sr.
41	Ben Cassillo	C	Fr.

Head Coach: Brian O'Connor

Associate Head Coach: Kevin McMullan

Assistant Coach: Karl Kuhn

Assistant Coach: Matt Kirby

Student Assistant: Kevin Arico

NCAA REGIONALS

UVA was sent to California for the Lake Elsinore Regional and took full advantage of its fresh start. The Cavaliers won three straight games, topping Southern California in the opener, 6-1, and San Diego State in the winners' bracket, 3-1, before defeating the Trojans, 14-10 in 11 innings, to advance.

UVA rallied from a 9-5 sixth-inning deficit to force extra innings and then scored five in the 11th inning to outlast the Trojans in a four-hour, 48-minute marathon that concluded at 1:18 a.m. Pacific time.

NCAA SUPER REGIONALS

After Maryland upset top-seeded UCLA in a regional final, UVA went home for an NCAA Super Regional against the Terrapins in Charlottesville. The Cavaliers rallied in consecutive games to punch their ticket to Omaha.

After struggling throughout Game 1 against Maryland starter Mike Shawaryn, Virginia came off the mat to score five runs in the eighth inning to win, 5-3, punctuated by Kevin Doherty's two-out, bases-clearing double.

UVA trailed 4-2 heading to the bottom of the ninth in Game 2, but five straight Cavaliers reached base safely, capped when Ernie Clement hit a walk-off, two-run single to lift UVA to a 5-4 win to send the Cavaliers to Omaha.

COLLEGE WORLD SERIES

JUNE 13 • VIRGINIA 5, ARKANSAS 3

Virginia opened the CWS with a 5-3 win over Arkansas, with Kenny Towns hitting an RBI double with two outs in the eighth inning to break a 3-3 tie.

UVA received timely hitting, with all five runs scoring with two outs; six of UVA's hits came after two were out.

Connor Jones (6 IP) and Josh Sborz (3 IP) combined to scatter seven hits in the win.

Virginia matched a season high by stealing five bases. Daniel Pinero swiped three bases, most by a UVA player in an NCAA tournament game and the first three-stolen base game by a player in the CWS since 2004.

JUNE 15 • VIRGINIA 1, FLORIDA 0

Brandon Waddell and Josh Sborz combined on a two-hit shutout as UVA topped No. 4 national seed Florida to advance to the bracket championship game.

Waddell worked seven innings, allowing two hits and three walks while striking out three to earn the win.

Sborz worked out of a jam in the eighth inning and retired all six batters he faced in recording his 15th save.

UVA scored its lone run in the sixth inning on a Robbie Coman sacrifice fly to plate Matt Thaiss.

JUNE 19 • FLORIDA 10, VIRGINIA 5

Virginia finished with 10 hits as eight starters recorded at least one hit each. Adam Haseley and Daniel Pinero each posted a pair of hits, while Matt Thaiss and Kenny Towns each drove in two runs.

In his first start in nine weeks after suffering a strained left lat muscle on April 17, UVA starter Nathan Kirby worked 2 2/3 innings, allowing four runs (three earned), four hits and a walk while striking out one in taking the loss.

Florida starter Logan Shore pitched 6 1/3 innings to earn the win, while the Gators racked up 11 hits, including three from Richie Martin.

JUNE 20 • VIRGINIA 5, FLORIDA 4

Virginia advanced to the CWS Finals as Waddell and Sborz again teamed up to slow the potent Florida offense.

Sborz worked four scoreless innings of relief to earn the win. He allowed three hits and a walk while striking out a pair.

Making his program-record 52nd career start, Waddell worked five innings, allowing four earned runs, six hits and three walks while striking out three.

Kenny Towns doubled and drove in three runs for Virginia. His sacrifice fly in the seventh inning broke a 4-4 deadlock.

Thaiss homered in the first inning as part of a 2-for-3 day.

2015 NATIONAL CHAMPIONS

TD AMERITRADE PARK OMAHA; OMAHA, NEB.

JUNE 22 • VANDERBILT 5, VIRGINIA 1

Vanderbilt starting pitcher Carson Fulmer pitched 7 2/3 innings of two-hit, shutout baseball as Vanderbilt took Game 1 of the CWS Finals, 5-1.

The teams played five shutout innings before Vandy struck for a three-run rally with two outs in the sixth inning against UVA starter Connor Jones, capped by a two-run double by Will Coffey.

Jones worked 6 1/3 innings, allowing four earned runs, seven hits and two walks while striking out six. He suffered his first defeat since April 11.

Pinch hitter Jack Gerstenmaier drove in UVA's lone run with a single in the ninth inning.

JUNE 23 • VIRGINIA 3, VANDERBILT 0

UVA got contributions from some unlikely sources in Game 2 as it forced a winner-take-all championship game.

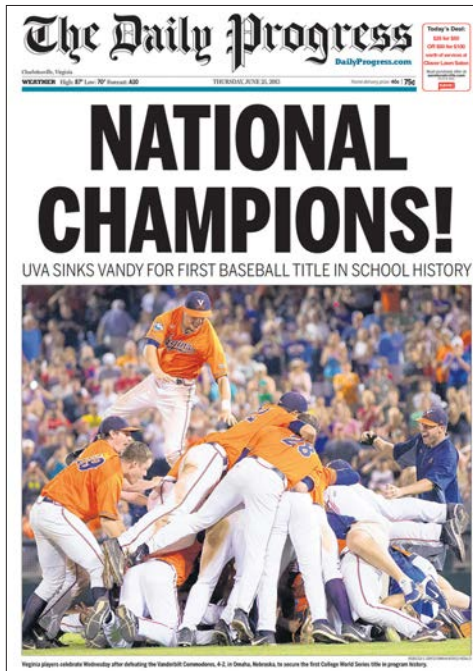
Freshman starting pitcher Adam Haseley combined with Sborz on a seven-hit shutout.

In just his fifth start of the season and the first since May 24, Haseley worked a career-high five innings, allowing four hits and three walks while striking out one. Sborz worked the final four innings to earn his third win of the CWS.

The bottom of UVA's order – 8-hole hitter Ernie Clement and 9-hole hitter Thomas Woodruff – combined to go 6-for-8 while driving in all three runs in Game 2.

Woodruff had three hits and a pair of RBI. He had recorded 16 career hits in 61 games prior to that contest. Clement also went 3-for-4.

Haseley became the second starting pitcher to also hit leadoff at the CWS (Clemson's Bailey Hendley, 1958).



Brandon Waddell

CWS NOTES

- Virginia became the first ACC team to win the NCAA baseball championship since Wake Forest in 1955.
- The NCAA championship was the 23rd in Virginia Athletics history.
- Virginia went 10-2 in the 2015 NCAA Tournament. Seven of the wins were of the come-from-behind variety.
- Sborz was named College World Series Most Outstanding Player. He tied a CWS record by earning three wins at the 2015 CWS.
- Sborz made eight appearances in the NCAA tournament and did not allow an earned run. He did not allow an earned run over the final 27 innings of his UVA career (dating to May 15), including all 13 of his innings in Omaha.
- The Virginia-Vanderbilt finals series was just the third finals rematch in CWS history (USC-Arizona State in 1972-73, Oregon State-North Carolina in 2006-07).
- Virginia was just the third No. 3 seed or lower to win the CWS Finals since seeding began in 1988 (joining No. 3 Oregon State in 2007 and No. 4 Fresno State in 2008).
- Virginia won all five of Waddell's career CWS starts. He is tied for the fifth-most CWS starts all-time.
- Sborz, Waddell, Clement (2B), Pinero (SS) and Towns (3B) were named to the All-College World Series Team.
- Waddell was named to the CWS All-Tournament Team for the second straight year.
- Virginia was the first team to rally from a two-run deficit in the championship game since Cal State Fullerton in 2004 against Texas.
- UVA was just the third champion to lose the first game of the CWS Finals and then win the last two games (Oregon State 2006, Fresno State 2008).
- The Cavaliers scored the go-ahead run in the fifth inning or later in each of their 10 postseason wins (40 of 57 runs in fifth inning or later).
- In seven CWS games, Virginia recorded 24 two-out hits that resulted in 15 runs.
- Kenny Towns recorded hits in each of the final 10 games in the NCAA tournament.

JUNE 24 • VIRGINIA 4, VANDERBILT 2

Virginia rallied from an early 2-0 deficit for a 4-2 win in Game 3 to earn its first national championship.

In his third start in Omaha, Waddell worked seven innings and allowed a pair of first-inning runs to go along with four hits and two walks while striking out a pair.

Waddell buckled down after his first-inning troubles and allowed just three baserunners over his final six frames while retiring the final 11 batters he faced.


Making his first relief outing in over two years, Kirby struck out five batters over two innings to earn his first career save and lock up the championship.

Freshman Pavin Smith drove in UVA's first three runs. He hit a game-tying, two-run homer in the fourth inning and drove in the eventual winning run with a two-out RBI single to score Haseley in the sixth inning.

Towns added an RBI single with two out in the seventh inning to score Haseley.



Josh Sborz



Kenny Towns

2009 COLLEGE WORLD SERIES

ROSENBLATT STADIUM; OMAHA, NEB.

Virginia scored its first trip to Omaha by making a magical run through two weekends on the road in NCAA tournament play. The Cavaliers won three games in Irvine, Calif., before heading back across the country to capture a Super Regional in Oxford, Miss.

UVA traveled over 5,700 miles over the course of the tournament en route to its final destination: legendary Rosenblatt Stadium and the College World Series.

NCAA REGIONALS

A week after winning the ACC Championship, Virginia was sent to California for the Irvine Regional, which earned the moniker "The Region of Death." It included top-ranked UC Irvine, reigning national champ Fresno State and San Diego State, which boasted No. 1 draft pick Stephen Strasburg.

In the opener, UVA rode six shutout innings from starter Robert Morey and an early home run by Phil Gosselin off of Strasburg to pull out a 5-1 win over San Diego State.

The great pitching continued the next two nights. Virginia scored a 5-0 win over UC Irvine Saturday behind 7 1/3 shutout innings from freshman starter Danny Hultzen.

The Cavaliers won their first regional championship Sunday as Andrew Carraway fired seven innings of one-run baseball in a 5-1 win over UC Irvine.

NCAA SUPER REGIONALS

Virginia's reward for winning the regional: a trip to Oxford, Miss., to play Ole Miss in front of crowds of 10,000-plus.

Ole Miss rallied in the ninth inning of Game 1 to force extra innings, and walked off on Matt Smith's solo homer in the 12th inning to earn a 4-3 win.

Virginia turned the tables in Game 2, scoring two runs in its final at bat in the bottom of the eighth to pull out a 4-3 victory.

In Game 3, four UVA pitchers combined to scatter seven hits, while the Cavaliers broke a 1-1 tie with three runs in the fifth inning to silence the raucous Ole Miss faithful en route to a 4-1 victory.

COLLEGE WORLD SERIES

JUNE 13 • LSU 9, VIRGINIA 5

No. 3 seed LSU pulled away late in a 9-5 win in Virginia's debut at the College World Series.

The Cavaliers racked up 14 hits in the game but left 14 on base which tied a season high.

UVA got 11 of its 14 hits from the 6-9 hitters in its batting order. Nine-hole hitter Keith Werman recorded a career-high four hits. Tyler Cannon and Franco Valdes each



added three hits.

UVA took a 4-3 lead in the fifth inning, as Steven Proscia homered to tie the game, and Werman later singled in a run. LSU took the lead for good in the bottom of the inning on a three-run home run from Sean Ochinko.

JUNE 15 • VIRGINIA 7, CAL STATE FULLERTON 5

Virginia claimed its first CWS win by holding off No. 2 seed Cal State Fullerton, 7-5, in an elimination game.

Werman continued his torrid hitting with a pair of hits and a pair of RBI, while Hultzen hit a two-run single in the second inning that broke a 2-2 tie to give UVA the lead for good.

Senior Andrew Carraway, the second of five UVA pitchers, worked 2 2/3 scoreless innings to earn the win.

JUNE 17 • ARKANSAS 4, VIRGINIA 3 (12)

Virginia's stay in Omaha ended with a 4-3 loss to Arkansas in 12 innings. The epic contest lasted four hours, 47 minutes.

Down to their final strike in the ninth inning, the Razorbacks tied the game on a two-run home run by Brett Eibner. They walked off in the 12th inning on a run-scoring double from Andrew Darr.

The Cavaliers had plenty of opportunities throughout the contest, and particularly in the last four innings. UVA left 14 runners on base, including eight over the final four innings.

Proscia and John Hicks each had three hits as Virginia finished with 16 hits.

Hultzen wrapped up his outstanding freshman campaign by tossing 6 1/3 innings, allowing one unearned run and striking out seven.

CWS NOTES

• Shortstop Tyler Cannon was named to the All-College World Series Team after

going 6-for-10 with five walks and a .733 on base percentage.

• Werman racked up four hits in UVA's opener against LSU and finished 6-for-10 in the CWS.

• Overall, 63,876 fans witnessed UVA's three CWS games at Rosenblatt, including 24,904 for the Cavaliers' matchup with top-seeded LSU.

ROSTER

2	Keith Werman	INF/C	Fr.
3	Jarrett Parker	OF	So.
5	Phil Gosselin	INF	So.
7	John Barr	OF	So.
8	John Hicks	C	Fr.
9	David Coleman	OF	So.
10	Tyler Cannon	INF	Jr.
11	Kevin Arico	RHP	So.
12	Corey Hunt	INF	R-So.
13	Jared King	INF	Fr.
14	John Bivens	OF	Fr.
15	Matt Packer	LHP	Jr.
17	Shane Halley	OF/RHP	Fr.
18	Tyler Wilson	RHP	So.
19	Steven Proscia	INF	Fr.
20	Sean Lucas	LHP	R-Fr.
21	Dan Grovatt	OF/P/1B	So.
22	Robert Morey	RHP	So.
23	Danny Hultzen	LHP/1B	Fr.
25	Will Roberts	RHP	Fr.
27	Tyler Biddix	INF/OF	So.
28	Chad O'Connor	RHP	Fr.
29	Scott Silverstein	LHP/1B	Fr.
31	Justin Thompson	RHP/C	Fr.
33	Franco Valdes	C	Jr.
34	Robert Poutier	RHP	Sr.
35	Steven Kouril	OF	Fr.
37	Brad Grove	LHP	Sr.
38	Andrew Carraway	RHP	Sr.
39	Neal Davis	LHP	Jr.
45	Will Campbell	C	Sr.
47	Jeff Lorick	LHP	Jr.

Head Coach: Brian O'Connor

Associate Head Coach: Kevin McMullan

Assistant Coach: Karl Kuhn

Assistant Coach: Eddie Smith

2011 COLLEGE WORLD SERIES

TD AMERITRADE PARK OMAHA; OMAHA, NEB.

Virginia won a school-record 56 games and earned the No. 1 seed in the NCAA tournament in a memorable 2011 season that was capped with a trip to the College World Series in its first year at TD Ameritrade Park Omaha.

The season may be best remembered for the wild super regional with UC Irvine, capped by Chris Taylor's two-run, walk-off single that catapulted the Cavaliers to their second CWS.

NCAA REGIONALS

UVA cruised through its home regional, blanking Navy, 6-0, before downing St. John's (10-2) and East Carolina (13-1) to win its third straight regional championship.

Will Roberts fired a complete-game, four hitter against Navy, striking out 14 and becoming the first Cavalier to throw a shutout in the NCAA tournament.

Regional MVP Danny Hultzen continued the dominant pitching in UVA's win over St. John's, striking out 12 in seven innings. David Coleman had three hits and knocked in four runs, while Steven Proscia homered, scored three runs and drove in three.

UVA then blasted East Carolina as Tyler Wilson fired 6 1/3 innings of one-run baseball while Chris Taylor had three hits and drove in four runs. The Cavaliers finished with 17 hits.

NCAA SUPER REGIONALS

Virginia and UC Irvine engaged in an epic super regional at Davenport Field, with the Cavaliers staging a dramatic ninth-inning rally in Game 3 to capture the series.

After Hultzen and Cody Winiarski combined on a four-hit shutout in a 6-0 Game 1 win, UC Irvine bounced back to win Game 2, 6-4, rallying from a 3-0 deficit in the sixth inning.

Trailing 2-1 with the bases empty, two outs and two strikes in the ninth inning, UVA got off the mat for the win. Coleman and Jared King singled and Reed Gragnani walked to load the bases before Taylor bounced a single up the middle to score a pair and send the Cavaliers to Omaha.

COLLEGE WORLD SERIES

JUNE 19 • VIRGINIA 4, CALIFORNIA 1

Virginia started the CWS with a 4-1 win over Cal, with Hultzen, Tyler Wilson and Branden Kline combining on a six-hitter. Hultzen worked 6 1/3 shutout innings.

The game was scoreless until the seventh as both teams failed to cash in on their chances. UVA broke through on a John Hicks RBI single and Proscia sac fly in the seventh.

King hit an RBI triple and Keith Werman followed with a run-scoring single in the eighth.

JUNE 21 • SOUTH CAROLINA 7, VIRGINIA 1

No. 4 seed South Carolina scored three runs in the first inning and never trailed in a 7-1 win over Virginia. UVA managed



only five hits against USC starter Colby Holmes and relievers John Taylor and Matt Price.

Will Roberts took the loss for Virginia after allowing six runs (three earned), eight hits and a walk in 3.1 innings. UVA's bullpen limited the Gamecocks to five hits and a run over the final 5.2 innings.

A strength all season, the Cavaliers' defense committed three errors in a sloppy outing.

JUNE 23 • VIRGINIA 8, CALIFORNIA 1

Behind 7 2/3 innings of brilliant work from starter Tyler Wilson, Virginia bounced back and eliminated Cal, 8-1. Wilson allowed just a run and five hits in matching a career-long effort while earning his second win at the CWS.

All nine starters had at least one hit as UVA racked up 11 hits. Werman went 2-for-2 and scored two runs, while Kenny Swab also notched a pair of hits, including a key single which was misplayed into a three-base error that allowed Swab to circle the bases.

Virginia scored four runs in the sixth inning to break out to a 6-0 lead, started by Swab's single and the three-base error by center fielder Darrel Matthews.

JUNE 24 • SOUTH CAROLINA 3, VIRGINIA 2 (13)

South Carolina scored a run on a UVA error in the bottom of the 13th inning to eliminate Virginia, 3-2.

Both teams had a wealth of scoring chances, but in most cases could not capitalize. UVA left 15 runners on base and hit into four double plays, while South Carolina stranded 14 in the four-hour, 25-minute marathon.

Kline worked a season-high five innings from the eighth through 12th innings and evaded multiple problems to hold the Gamecocks scoreless.

Pitching despite being under the weather, Hultzen gutted through three innings and struck out eight of the 10 batters he faced.

CWS NOTES

• Tyler Wilson picked up the win on the mound in both of UVA's victories and allowed two runs in 10 innings.

• Wilson was presented with the Lowe's Senior CLASS Award prior to the June 24 game against South Carolina.

• Keith Werman went 5-for-11 (.455) at the plate, while John Barr led the team with six hits.

• Danny Hultzen made two tremendous starts. He tossed 6 1/3 shutout innings in the opener vs. Cal and then struck out eight of 10 South Carolina batters in three innings while saddled with an illness.

• Over 95,000 fans watched the Cavaliers' four contests in Omaha in 2011, including 25,882 in their final game with South Carolina.

ROSTER

2	Keith Werman	INF	Jr.
3	Kyle Crockett	LHP	Fr.
4	Reed Gragnani	INF/OF	So.
5	Mitchell Shifflett	OF	Fr.
6	Chris Taylor	INF	So.
7	John Barr	OF	Sr.
8	John Hicks	C/1B/OF	Jr.
9	David Coleman	OF	Sr.
11	Stephen Bruno	INF	So.
12	Corey Hunt	RHP/INF	Sr.
13	Jared King	INF	Jr.
14	Colin Harrington	INF/OF	So.
15	Ryan Briggs	RHP	So.
16	Branden Kline	RHP	So.
17	Shane Halley	RHP/OF	Jr.
18	Tyler Wilson	RHP	Sr.
19	Steven Proscia	INF	Jr.
20	Ryan Ashooh	LHP	Fr.
21	Derek Justice	OF	Fr.
22	Mark Podlas	OF	Fr.
23	Danny Hultzen	P/1B/OF	Jr.
25	Will Roberts	RHP	Jr.
27	Tyler Biddix	INF/OF	Sr.
28	Chad O'Connor	RHP	So.
29	Scott Silverstein	LHP	Jr.
30	Rob Amaro	INF/C	So.
31	Justin Thompson	RHP	Jr.
32	Cody Winiarski	RHP	Sr.
34	Artie Lewicki	RHP	Fr.
35	Kenny Swab	C/1B/OF	Sr.
39	Austin Young	RHP	Fr.
43	Ryan Levine	C/1B	So.
45	Aaron Stull	LHP	So.
47	Whit Mayberry	RHP	So.

Head Coach: Brian O'Connor

Associate Head Coach: Kevin McMullan

Assistant Coach: Karl Kuhn

Assistant Coach: Eddie Smith

2014 COLLEGE WORLD SERIES

TD AMERITRADE PARK OMAHA; OMAHA, NEB.
CWS FINALS • NATIONAL RUNNER-UP

Virginia's memorable 2014 season included 53 wins and the program's first trip to the College World Series Finals, but the Cavaliers fell just short of their first national championship in a fantastic three-game CWS Finals series with Vanderbilt.

The No. 3 seed in the NCAA Tournament, the Cavaliers lost just one game in the tournament prior to the CWS Finals.

NCAA REGIONALS

Virginia swept through its home regional at Davenport Field with three decisive wins as UVA surrendered only three runs. After the Cavaliers rolled past Bucknell, 10-1, in the opener, Nathan Kirby and Nick Howard combined on a 2-hit shutout of Arkansas, 3-0, before the Cavaliers blew out the Razorbacks in the championship game, 9-2.

Kirby was named the regional's Most Outstanding Player, five teammates joined him on the all-regional team.

NCAA SUPER REGIONALS

After dropping the first game, 5-4, to Maryland in the Charlottesville Super Regional, Virginia bounced back with a vengeance to claim the final two games to punch its ticket to Omaha.

Maryland starter Jake Stinnett and the Terrapins' pitching staff held UVA in check in the opener, but the Cavaliers exploded for seven runs and 17 hits to take Game 2, 7-3.

Virginia continued the offensive fireworks in Game 3, jumping out to a 6-0 lead through three innings while Josh Sborz was masterful on the mound, throwing seven shutout innings. UVA cruised to an 11-2 win to advance.

COLLEGE WORLD SERIES

JUNE 15 • VIRGINIA 2, OLE MISS 1

Mike Papi hit a walk-off double in the ninth inning to score pinch runner Thomas Woodruff as Virginia opened the CWS with a 2-1 win over Ole Miss.

Nathan Kirby (7 IP) and Artie Lewicki (2 IP) combined on a one-hitter – the first one-hitter at the CWS since 1983.

JUNE 17 • VIRGINIA 3, TCU 2 (15)

Virginia advanced to the bracket championship by outlasting TCU 3-2 in 15 innings. The 15-inning contest tied the CWS record for the longest game by innings; it lasted four hours, 51 minutes (fourth longest by time).

After Nate Irving doubled to lead off the bottom of the 15th, Daniel Pinero hit a sac fly with one out to score Woodruff, the pinch runner.

UVA's pitching again was sensational, as Waddell (7 IP), Howard (4 IP), Whit Mayberry (2 IP) and Lewicki (2 IP) scattered nine hits and did not allow a run over the final 13 frames.

JUNE 20-21 • VIRGINIA 4, OLE MISS 1

Virginia advanced to the CWS Finals following a rain-delayed game that spanned two days. The game was suspended after a delay of one hour, 33 minutes on Friday



night.

Sborz started the game on Friday night and returned to the mound on Saturday, working five total innings, allowing one unearned run and scattering four hits.

UVA scored three runs in the fourth inning.

Howard broke the ACC single-season saves record, pitching a scoreless ninth inning to earn his 20th save.

JUNE 23 • VANDERBILT 9, VIRGINIA 8

Vanderbilt held off a Virginia rally to take Game 1, 9-8. The Commodores scored all nine runs during the third inning, building a 9-2 lead.

Virginia finished the game with 15 hits, while Vanderbilt had six. Brandon Cogswell and Pinero each had three hits, while Brandon Downes was 2-for-4, including a triple.

UVA starter Nathan Kirby was uncharacteristically wild in the third, issuing five walks as Vandy sent 13 batters to the plate. He worked 2 1/3 innings and allowed eight runs (five earned).

UVA's bullpen off Whit Mayberry (3 1/3 IP) and Austin Young (3 IP) held Vandy to one run.

JUNE 24 • VIRGINIA 7, VANDERBILT 2

Behind a complete-game effort from Brandon Waddell, Virginia bounced back with a decisive 7-2 win in Game 2.

In the first nine-inning complete game of his career, Waddell allowed two runs (one earned) on five hits, walking three and striking out five.

UVA piled up 13 hits, as Kenny Towns and Joe McCarthy each went 3-for-5 and the Cavaliers rocked Vandy first-round draft pick Tyler Beede.

JUNE 25 • VANDERBILT 3, VIRGINIA 2

Vanderbilt's John Norwood hit a solo home run in the eighth inning off Howard to break a 2-2 deadlock as the Commodores won the national championship.

Virginia loaded the bases with one out in the bottom of the eighth inning, but failed to score the tying run.

After relieving Sborz in the second inning, Lewicki worked six innings and al-

lowed only one unearned run.

UVA trailed 2-0 before scoring twice in the sixth on a Pinero RBI single and a Vandy error.

CWS NOTES

- Five Cavaliers were named to the All-College World Series Team: Lewicki, Cogswell, Downes, Irving and Waddell.
- In four CWS appearances, Lewicki pitched 13 innings without allowing an earned run.
- Cogswell went 9-for-23 (.391) in the CWS.
- Over 134,000 fans flocked to see UVA's six games in Omaha.

ROSTER

2	John La Prise	INF	So.
3	Tyler Allen	OF	Fr.
5	Tony Butler	INF	Fr.
6	Cameron Tekker	RHP	So.
7	Brandon Cogswell	INF	Jr.
8	Robbie Coman	C	So.
9	Kenny Towns	INF	Jr.
10	Brandon Downes	OF/C	Jr.
13	Alec Bettinger	RHP	Fr.
17	Jack Roberts	RHP	Fr.
18	Nate Irving	C	Jr.
19	Nathan Kirby	LHP	So.
20	Brandon Waddell	LHP	So.
21	Matt Thaiss	C	Fr.
22	Daniel Pinero	INF	Fr.
23	Derek Fisher	OF	Jr.
25	Adam Bleday	LHP	Fr.
27	Josh Sborz	RHP	So.
28	Kevin Doherty	LHP	So.
30	Connor Jones	RHP	Fr.
31	Joe McCarthy	OF/1B	So.
33	Nick Howard	INF/RHP	Jr.
34	Artie Lewicki	RHP	So.
35	David Rosenberger	LHP	So.
37	Thomas Woodruff	INF	Jr.
38	Mike Papi	OF	Jr.
39	Austin Young	RHP	So.
42	Brett Lisle	LHP	R-So.
43	Ben Carraway	RHP	Fr.
47	Whit Mayberry	RHP	R-Sr.

Head Coach: Brian O'Connor

Associate Head Coach: Kevin McMullan

Assistant Coach: Karl Kuhn

Assistant Coach: Matt Kirby

Student Assistant: Tyler Cannon

2021 COLLEGE WORLD SERIES

TD AMERITRADE PARK OMAHA; OMAHA, NEB.

Near the midway point of the 2021 season Virginia's chances of making the NCAA Tournament were bleak. Following a one-run loss at Georgia Tech On April 1, UVA was 11-14 overall and sat 4-12 in ACC play. The loss proved to be a turning point in the season as Virginia went on to win 14 of its last 20 ACC games to finish 18-18 in league play.

After the Cavaliers reached the semifinals of the ACC Tournament for the first time in the pool play tournament, UVA earned a three-seed in the Columbia Regional.

NCAA REGIONALS

Despite the efforts of Jake and Zack Gelof, South Carolina defeated UVA in come-from-behind fashion, 4-3. The brothers homered in the same game for the third time in 2021.

The Cavaliers bounced back with a 13-8 win over Jacksonville behind a UVA postseason record, 21 hits. Both Zack Gelof and Kyle Teel each had four hits to tie a UVA postseason record.

The win pitted a rematch against South Carolina on June 6 in which UVA held on to a 3-2 victory. A career day on the mound from Matt Wyatt (5 IP, 0 R, 8 K) and a save from Stephen Schoch (2.1 IP, 0 H, 0 R & 5 SO) helped eliminate the Gamecocks.

Later in the same day, Virginia pitchers Griff McGarry and Brandon Neeck put forth one of the most dominant pitching efforts in NCAA postseason history. McGarry struck out the first six batters he faced and eight total in 3.1 innings. He left with a cut on his hand and Neeck fanned 16 over the next 5.2 innings, a UVA postseason record. The 24 combined strikeouts set a program single-game record. The 24 strikeouts were the most in a nine-inning game in a NCAA Division I baseball game since 1994.

After a rainout on Monday, the regional final rescheduled for Tuesday at 9 a.m. Devin Ortiz made his first career start on the mound and pitched four shutout innings. The Cavaliers came from behind twice in the contest and tied the game on a wild pitch in the eighth. Ortiz, who stayed in the game as a DH hit a walk-off homer in the 10th inning, the first walk-off home run in UVA postseason history and the first of any kind for the Cavaliers since 2013.

NCAA SUPER REGIONALS

Another one-run loss (6-5) in the opening game against Dallas Baptist put UVA's back against the wall once again.

Virginia evened the three-game series behind a gem from McGarry who pitched seven shutout frames and struck out 10 batters. He didn't allow a hit until the seventh inning. Zack Gelof (solo shot) and Alex Tappen (3-run HR) provided all four of UVA's runs in the eighth inning.

Another hero emerged in the winner-take-all game three. Freshman Kyle Teel hit a grand slam in the seventh inning to propel UVA to its fifth College World Series. Wyatt once again set career highs on the mound after he pitched 5.2 innings of scoreless relief and struck out eight batters.



COLLEGE WORLD SERIES

JUNE 20 • VIRGINIA 2, TENNESSEE 1

Logan Michaels hit his first home run of the season in his first College World Series at-bat in the top of the third inning. The home run was the second of his UVA career.

Virginia sent eight batters to the plate and racked up six hits in a four-run seventh inning. Consecutive RBI singles from Michaels, Chris Newell, Zack Gelof and Max Cotier powered the rally.

On the mound, Andrew Abbott stranded seven Tennessee runners and struck out a UVA postseason-high, 10 batters over six innings of work.

JUNE 22 • MISS STATE 3, VIRGINIA 2

Virginia starter Griff McGarry took a no-hitter and a 4-0 lead into the eighth inning, but the Bulldogs scored six runs on six hits in the frame, including a two-run and a three-run home run to go ahead 6-4.

JUNE 24 • TEXAS 6, VIRGINIA 2

After Virginia tied the game up at two in the fifth, Texas scored the game's final four runs, all with two outs to advance.

After a nearly four-hour weather delay, the game started at 10:45 p.m. EST and ended at 1:59 a.m. EST on Friday morning.

Mike Vasil fanned eight batters, one shy of his season-high, in 7.0 IP. He retired nine-straight batters from the second to the fifth innings and then sat down eight in a row to finish his outing.

CWS NOTES

- Virginia went 6-1 in elimination games in the NCAA Tournament.
- Zack Gelof was the lone Cavalier listed on the All-College World Series team after he reached base nine times and went 7-for-12 with three runs scored, a home run and two RBI.
- In three NCAA Tournament starts, Griff McGarry pitched 17.1 innings allowed five runs, five hits and struck out 26 batters.
- UVA played five, one-run games in the NCAA Tournament and went 2-3 in those contests.
- Chris Newell homered in the final two College World Series game.

ROSTER

16	Abbott, Andrew	LHP	Sr.
43	Baldino, Jacob	RHP	So.
35	Bales, Blake	RHP	Sr.
10	Ballestero, Tate	1B	So.
32	Berry, Jake	LHP	Fr.
11	Burrow, Addie	OF	Fr.
21	Coppedge, David	INF	Fr.
2	Cotier, Max	INF	So.
22	Gelof, Jake	INF/OF	Fr.
18	Gelof, Zack	INF	Jr.
19	Greene, Alex	RHP	Fr.
5	Hamrock, Drew	INF/OF	Jr.
23	Hincks, Connor	INF	Fr.
6	Hlinka, Christian	OF	Sr.
17	Hodorovich, Jake	RHP	So.
4	Kent, Nic	INF	Jr.
33	Kosanovich, Paul	RHP	So.
20	Lebreux, Marc	OF	Sr.
27	Mabe, Avery	RHP	Fr.
25	McGarry, Griff	RHP	Sr.
29	Messinger, Zach	RHP	Jr.
12	Michaels, Logan	C	Sr.
14	Neeck, Brandon	LHP	Jr.
9	Newell, Chris	OF	So.
7	Ortiz, Devin	INF/RHP	Sr.
40	Price, Billy	LHP	Jr.
28	Ritchey, Rece	LHP	Fr.
8	Rivoli, Brendan	OF/C	Sr.
30	Savino, Nate	LHP	So.
45	Schauer, Luke	LHP	Fr.
37	Schoch, Stephen	RHP	Gr.
31	Sullivan, Jimmy	OF	Jr.
13	Tappen, Alex	1B/OF	Sr.
3	Teel, Kyle	C/INF	Fr.
48	Vasil, Mike	RHP	Jr.
38	Whitten, Kyle	RHP	Sr.
15	Wyatt, Matt	RHP	Jr.

Head Coach: Brian O'Connor

Associate Head Coach: Kevin McMullan

Assistant Coach: Drew Dickinson

Assistant Coach: Matt Kirby

2023 COLLEGE WORLD SERIES

CHARLES SCHWAB FIELD OMAHA; OMAHA, NEB.

Postseason baseball returned to Charlottesville for the first time since 2016 as the Cavaliers earned the No. 7 overall seed in the 2023 NCAA Tournament. Virginia surged at the end of the regular season winning its final 10 games including ACC series sweeps of Louisville and Georgia Tech. The Cavaliers captured their first Coastal Division Crown since 2011 after a 19-11 league mark.

NCAA REGIONALS

Virginia marched through the Charlottesville Regional behind one of the nation's top offenses and lights out starting pitching. UVA surrendered just five runs in three games, the fewest of any team in the 16 NCAA Regionals.

With wins over Army and East Carolina (2x), it marked the fifth time UVA went 3-0 in regional play and the first time since 2015.

UVA scored 10 of its 15 runs in the regional opener against Army in the first two innings en route to a 15-1 victory. The 15 runs were the most by UVA in a NCAA Tournament game since 2016. Starting pitcher Brian Edgington pitched five perfect innings and combined with Cullen McKay, Chase Hungate and Jack O'Connor for a two-hitter.

Virginia moved into the regional final with a 2-1 win over ECU in front of a sellout crowd at The Dish. Nick Parker limited the Pirates to one run over seven innings and Ethan Anderson plated the go-ahead run in the seventh with a two-out RBI single.

The Cavaliers eliminated East Carolina in the final game with a come-from-behind victory. Trailing 2-1 after six, UVA scored seven runs between the seventh and ninth innings.

All three UVA starting pitchers (Brian Edgington, Nick Parker & Connelly Early) combined to pitch 18.1 innings, allowed three runs, issued two walks and struck out 19 batters.

Early was named the Tournament's Most Outstanding Player after matching a career-high with 10 strikeouts over 6.1 innings of the Regional Final.

NCAA SUPER REGIONALS

Virginia was paired with Coastal Division foe, Duke in the Super Regional. The Blue Devils took two out of three games against UVA in Charlottesville during the regular season and captured the Super Regional opener, 5-4.

The Cavaliers rallied back to win the final two games by a combined score of 26-6. It marked the fourth time (2009, 2014, 2021, 2023) UVA has lost the first game of a super regional and still advanced to Omaha.

UVA evened the three-game set with a 14-4 win in game two, the most runs ever by UVA in a Super Regional contest. Jake Gelof, who was one of four Cavaliers to homer, broke the program's single-season home run record and the UVA career RBI record with one swing, a two-run shot in the eighth. Starting pitcher Connelly Early struck out eight over seven innings and did not allow an earned run for his school-record tying, 12th win of the season.

Brian Edgington pitched a complete game



and struck out a season-high 11 batters in a 12-2 win. A five-run fifth inning and seven runs over the final three trips to the plate sealed UVA's second trip to Omaha in three years. Nine different Cavaliers came up with a hit in the contest including Griff O'Ferrall who went 4-for-5 with an RBI and two runs scored.

The Cavaliers scored 30 runs in the three Super Regional games, the most of the 16 Super Regional teams.

COLLEGE WORLD SERIES JUNE 16 • FLORIDA 6, VIRGINIA 5

The Cavaliers held a two-run lead after eight innings but Florida used a three-run rally in the ninth to defeat the Cavaliers in the CWS opener for both squads.

Starting pitcher Nick Parker delivered six innings of one-run baseball and induced 12 flyouts, needing only one strikeout in his sixth quality start of the year.

UVA rallied for four runs in the seventh to take a 4-2 advantage on run-scoring hits by O'Ferrall (2-run double) and Ethan O'Donnell (RBI single).

Two solo home runs and a bases loaded walk-off sac fly gave Florida the victory.

JUNE 18 • TCU 4, VIRGINIA 3

The Cavalier offense was limited to five hits in the elimination game, only the fifth time all year it was held to five or fewer hits in a game. After first inning runs by both teams, TCU took the lead in the third inning and never relinquished. A seventh inning home run by Ethan Anderson and an RBI ground out from O'Donnell in the eighth put UVA with in a run but TCU closer Ben Abeldt successfully completed the five-out save to seal the win.

Early took the tough luck loss despite allowing two runs over five innings of work.

POSTSEASON NOTES

- Dating back to 2021, Virginia has lost its last three CWS games by one run.
- O'Ferrall went 3-for-9 with two runs scored and two RBI in two CWS games. He finished the NCAA postseason with a .410 batting average (16-for-39) in eight games. He set the program's single-season hits record with 108.

ROSTER

23	Anderson, Ethan	C/UTL	So.
37	Baker, Chris	OF	Gr.
32	Berry, Jake	LHP	Jr.
15	Blanco, Evan	LHP	Fr.
25	Buchanan, Matthew	LHP/UTL	So.
13	Courtney, Tommy	OF	Gr.
18	De La Cruz, Juan	INF	Fr.
34	Didawick, Harrison	OF	Fr.
40	Dobias, Evan	RHP	Fr.
20	Early, Connelly	LHP	Jr.
36	Edgington, Brian	RHP	Gr.
22	Gelof, Jake	INF	Jr.
7	Godbout, Henry	INF	Fr.
19	Greene, Alex	RHP	Jr.
5	Hanson, Luke	INF	Fr.
10	Hodges, Bradley	LHP	So.
17	Hodorovich, Jake	RHP	Sr.
39	Hungate, Chase	RHP	So.
30	Jaxel, Kevin	RHP	Fr.
38	Kampschror, Dean	LHP	Fr.
27	Mabe, Avery	RHP	Jr.
35	McKay, Cullen	RHP	Fr.
14	O'Connor, Jack	RHP	Fr.
2	O'Donnell, Ethan	OF	Jr.
6	O'Ferrall, Griff	INF	So.
29	Ormsby, Johnny	LHP	Fr.
28	Parker, Nick	RHP	Gr.
9	Reifsnider, Travis	C/OF	Gr.
12	Rubin, Justin	INF	So.
8	Saucke, Casey	INF	So.
45	Schauer, Luke	LHP	Jr.
16	Stephan, Anthony	INF	So.
33	Teel, Aidan	RHP/UTL	Fr.
3	Teel, Kyle	C	Jr.
31	Tonas, Angelo	LHP	Gr.
21	Tuft, Colin	C/OF	So.
4	Woolfolk, Jay	RHP	So.

Head Coach: Brian O'Connor

Associate Head Coach: Kevin McMullan

Assistant Coach: Drew Dickinson

Assistant Coach: Matt Kirby

NCAA TOURNAMENT HISTORY

Year	National Seed	Regional Site (Record)	Super Regional (Record)	CWS (Record)	CWS Finish	Head Coach
1972	–	Gastonia, N.C. (2-2)	–	–	–	Jim West
1985	–	Coral Gables, Fla. (1-2)	–	–	–	Dennis Womack
1996	–	Tuscaloosa, Ala. (3-2)	–	–	–	Dennis Womack
2004	–	Charlottesville (2-2)	–	–	–	Brian O'Connor
2005	–	Corvallis, Ore. (0-2)	–	–	–	Brian O'Connor
2006	–	Charlottesville (1-2)	–	–	–	Brian O'Connor
2007	–	Charlottesville (2-2)	–	–	–	Brian O'Connor
2008	–	Fullerton, Calif. (1-2)	–	–	–	Brian O'Connor
2009	–	Irvine, Calif. (3-0)	at Ole Miss (2-1)	1-2	T5th	Brian O'Connor
2010	5	Charlottesville (3-1)	Oklahoma (1-2)	–	–	Brian O'Connor
2011	1	Charlottesville (3-0)	UC Irvine (2-1)	2-2	T3rd	Brian O'Connor
2012	–	Charlottesville (1-2)	–	–	–	Brian O'Connor
2013	6	Charlottesville (3-0)	Mississippi State (0-2)	–	–	Brian O'Connor
2014	3	Charlottesville (3-0)	Maryland (2-1)	4-2	Runner-Up	Brian O'Connor
2015	–	Lake Elsinore, Calif. (3-0)	Maryland (2-0)	5-2	CHAMPION	Brian O'Connor
2016	–	Charlottesville (1-2)	–	–	–	Brian O'Connor
2017	–	Fort Worth, Texas (1-2)	–	–	–	Brian O'Connor
2021	–	Columbia (4-1)	vs. Dallas Baptist in Columbia (2-1)	1-2	T5th	Brian O'Connor
2022	–	Greenville (1-2)	–	–	–	Brian O'Connor
2023	7	Charlottesville (3-0)	Duke (2-1)	0-2	T7th	Brian O'Connor
Totals		20 appearances (41-26)	8 appearances (13-9)	6 appearances (13-12)		

TOTAL: 67-47; **Home:** 31-18; **Road:** 5-7; **Neutral:** 31-22

1972 (2-2)

NCAA District III Playoffs

Sims Legion Park • Gastonia, N.C.

June 1	Richmond.....	W, 18-2
June 2	Ole Miss.....	W, 9-3
June 2	South Alabama	L, 1-6
June 2	Ole Miss.....	L, 0-9

1985 (1-2)

NCAA Atlantic Regional

Mark Light Stadium • Coral Gables, Fla.

May 24	Florida.....	W, 14-1
May 25	Miami (Fla.)	L, 6-22
May 26	Florida.....	L, 2-15

1996 (3-2)

NCAA South I Regional

Sewell Thomas Stadium • Tuscaloosa, Ala.

May 23	Notre Dame	L, 1-12
May 24	Princeton.....	W, 12-2
May 25	Notre Dame	W, 7-1
May 25	Stetson	W, 5-4
May 26	Alabama.....	L, 8-18

2004 (2-2)

NCAA Charlottesville Regional

Davenport Field • Charlottesville, Va.

June 5	Princeton.....	L, 2-4
June 5	George Mason	W, 7-2
June 6	Princeton.....	W, 9-0
June 6	Vanderbilt.....	L, 3-7

2005 (0-2)

NCAA Corvallis Regional

Goss Stadium • Corvallis, Ore.

June 3	St. John's.....	L, 3-5
June 4	Ohio State.....	L, 1-2

2006 (1-2)

NCAA Charlottesville Regional

Davenport Field • Charlottesville, Va.

June 2	Lehigh.....	W, 11-5
June 3	South Carolina.....	L, 2-8
June 4	Evansville.....	L, 4-15

2007 (2-2)

NCAA Charlottesville Regional

Davenport Field • Charlottesville, Va.

June 1	Lafayette.....	W, 5-1
June 2	Oregon State	W, 7-4 (13)
June 4	Oregon State	L, 3-5
June 5	Oregon State	L, 3-7

2008 (1-2)

NCAA Fullerton Regional

Goodwin Field • Fullerton, Calif.

May 30	UCLA.....	L, 2-3
May 31	Rider.....	W, 8-2
June 1	Cal State Fullerton	L, 1-4

2009 (6-3)

NCAA Irvine Regional

Anteater Ballpark • Irvine, Calif.

May 29	San Diego State.....	W, 5-1
May 30	No. 6 UC Irvine	W, 5-0
May 31	No. 6 UC Irvine	W, 5-1

NCAA Oxford Super Regional

Oxford-University Stadium/ Swayze Field • Oxford, Miss.

June 5	Ole Miss.....	L, 3-4 (12)
June 6	Ole Miss.....	W, 4-3
June 7	Ole Miss.....	W, 5-1

NCAA College World Series

Rosenblatt Stadium • Omaha, Neb.

June 13	No. 1 LSU.....	L, 5-9
June 15	No. 2 Cal State Fullerton ..	W, 7-5
June 17	Arkansas.....	L, 3-4 (12)

2010 (4-3) • No. 5 National Seed

NCAA Charlottesville Regional

Davenport Field • Charlottesville, Va.

June 4	VCU.....	W, 15-4
June 5	Ole Miss.....	W, 13-7
June 6	St. John's.....	L, 5-6
June 7	St. John's.....	W, 5-3

NCAA Charlottesville Super Regional

Davenport Field • Charlottesville, Va.

June 12	Oklahoma.....	W, 3-2
June 13	Oklahoma.....	L, 7-10
June 14	Oklahoma.....	L, 0-11

2011 (7-3) • No. 1 National Seed

NCAA Charlottesville Regional

Davenport Field • Charlottesville, Va.

June 3	Navy.....	W, 6-0
June 4	St. John's.....	W, 10-2
June 5	East Carolina.....	W, 13-1

NCAA Charlottesville Super Regional

Davenport Field • Charlottesville, Va.

June 11	UC Irvine.....	W, 6-0
June 12	UC Irvine.....	L, 4-6
June 13	UC Irvine.....	W, 3-2

NCAA College World Series

TD Ameritrade Park Omaha • Omaha, Neb.

June 19	California.....	W, 6-1
June 21	No. 4 South Carolina.....	L, 1-7
June 23	California.....	W, 8-1
June 24	No. 4 South Carolina.....	L, 2-3 (13)

2012 (1-2)

NCAA Charlottesville Regional

Davenport Field • Charlottesville, Va.

June 2	Army.....	W, 9-1
June 3	Appalachian State.....	L, 5-6
June 3	Oklahoma.....	L, 4-5

NCAA TOURNAMENT HISTORY

2013 (3-2) • No. 6 National Seed

NCAA Charlottesville Regional

Davenport Field • Charlottesville, Va.

May 31	Army	W, 2-1
June 1	Elon	W, 2-0
June 2	Elon	W, 11-3

NCAA Charlottesville Super Regional

Davenport Field • Charlottesville, Va.

June 8	Mississippi State	L, 6-11
June 9	Mississippi State	L, 5-6

2014 (9-3) • No. 3 National Seed

NCAA Charlottesville Regional

Davenport Field • Charlottesville, Va.

May 30	Bucknell	W, 10-1
May 31	Arkansas	W, 3-0
June 1	Arkansas	W, 9-2

NCAA Charlottesville Super Regional

June 7	Maryland	L, 4-5
June 8	Maryland	W, 7-3
June 9	Maryland	W, 11-2

NCAA College World Series

TD Ameritrade Park Omaha • Omaha, Neb.

National Runners-Up

June 15	Ole Miss	W, 2-1
June 17	No. 7 TCU	W, 3-2 (15)
J. 20-21	Ole Miss	W, 4-1
June 23	Vanderbilt*	L, 8-9
June 24	Vanderbilt*	W, 7-2
June 25	Vanderbilt*	L, 2-3

2015 (10-2) • NCAA CHAMPIONS

NCAA Lake Elsinore Regional

Lake Elsinore Diamond • Lake Elsinore, Calif.

May 29	Southern California	W, 6-1
May 30	San Diego State	W, 3-1
May 31	Southern California	W, 14-10 (11)

NCAA Charlottesville Super Regional

Davenport Field • Charlottesville, Va.

June 5	Maryland	W, 5-3
June 6	Maryland	W, 5-4

NCAA College World Series

TD Ameritrade Park Omaha • Omaha, Neb.

June 13	Arkansas	W, 5-3
June 15	No. 4 Florida	W, 1-0
June 19	No. 4 Florida	L, 5-10
June 20	No. 4 Florida	W, 5-4
June 22	Vanderbilt*	L, 1-5
June 23	Vanderbilt*	W, 3-0
June 24	Vanderbilt*	W, 4-2

2016 (1-2)

NCAA Charlottesville Regional

Davenport Field • Charlottesville, Va.

June 3	William & Mary	W, 17-4
June 4	East Carolina	L, 6-8
June 5	William & Mary	L, 4-5

2017 (1-2)

NCAA Fort Worth Regional

Lupton Stadium • Fort Worth, Texas

June 3	Dallas Baptist	W, 6-3
June 4	No. 6 TCU	L, 1-5
June 5	Dallas Baptist	L, 8-11

2021 (7-4)

NCAA Columbia Regional

Founders Park • Columbia, S.C.

June 4	at South Carolina	L, 3-4
June 5	Jacksonville	W, 13-8
June 6	at South Carolina	W, 3-2
June 6	No. 11 Old Dominion	W, 6-3
June 8	No. 11 Old Dominion	W, 4-3 (10)

NCAA Columbia Super Regional

Founders Park • Columbia, S.C.

June 12	Dallas Baptist	L, 5-6
June 13	Dallas Baptist	W, 4-0
June 14	Dallas Baptist	W, 5-2

NCAA College World Series

TD Ameritrade Park Omaha • Omaha, Neb.

June 20	No. 3 Tennessee	W, 6-0
June 22	No. 7 Mississippi State	L, 5-6
June 24	No. 2 Texas	L, 2-6

2022 (1-2)

NCAA Greenville Regional

Clark-LeClair Stadium • Greenville, N.C.

June 3	Coastal Carolina	W, 7-2
June 4	No. 8 East Carolina	L, 2-4
June 5	Coastal Carolina	L, 6-7

2023 (5-3)

NCAA Charlottesville Regional

Disharoon Park • Charlottesville, Va.

June 2	Army	W, 15-1
June 3	East Carolina	W, 2-1
June 4	East Carolina	W, 8-3

NCAA Charlottesville Super Regional

Disharoon Park • Charlottesville, Va.

June 9	Duke	L, 4-5
June 10	Duke	W, 14-4
June 11	Duke	W, 12-2

NCAA College World Series

Charles Schwab Field Omaha • Omaha, Neb.

June 16	Florida	L, 5-6
June 18	TCU	L, 3-4

*denotes CWS Finals

Walk-off Hits in NCAA Tournament

6/13/11	Chris Taylor single (9th) vs. UC Irvine
6/6/15	Ernie Clement single (9th) vs. Maryland
6/8/21	Devin Ortiz (10th) home run vs. ODU

Complete Games in NCAA Tournament

6/1/72	Steve Brindle (9 inn.) vs. Richmond
6/3/72	Steve Lacross (9 inn.) vs. South Alabama
5/24/85	Tim Burcham (9 inn.) vs. Florida
5/25/96	Seth Greisinger (9 inn.) vs. Notre Dame
6/6/04	Matt Avery (9 inn.) vs. Princeton*
6/5/04	Joe Koshansky (9 inn.) vs. George Mason
6/3/11	Will Roberts (9 inn.) vs. Navy*
6/24/14	Brandon Waddell (9 inn.) vs. Vanderbilt
6/6/04	Brian Edgington (9 inn.) vs. Duke

*Shutout

Most Runs in a NCAA Tournament Game:

18 vs. Richmond (6/1/72)

Most Runs in a NCAA Regional Game

18 vs. Richmond (6/1/72)

Most Runs in a NCAA Super Regional Game

14 vs. Duke (6/10/23)

Most Runs in a College World Series Game

8 vs. California (6/23/11)

8 vs. Vanderbilt (6/23/15)

Most Runs in an NCAA Regional

38 in 2010 (4 games)

Most Runs in an NCAA Super Regional

30 in 2023 (3 games)

Fewest Runs Allowed in NCAA Regional

2 in 2009 (3 games)

Fewest Runs Allowed in NCAA Super Regional

7 in 2015 (2 games)

College World Series Individual Game Records

AB:	7 – Chris Taylor vs. South Carolina, 6/24/11
H:	4 – Keith Werman vs. LSU, 6/13/11
RBI:	3 – Pavin Smith vs. Vanderbilt, 6/24/15
	3 – Kenny Towns vs. Florida, 6/20/15
2B:	2 – Branden Cogswell vs. TCU, 6/17/14
3B:	1 – Several Times
HR:	1 – Several Times
TB:	7 – Franco Valdes vs. LSU, 6/13/11
BB:	3 – Branden Cogswell vs. Ole Miss, 6/15/14
	3 – Jarrett Parker vs. LSU, 6/13/09
SB:	3 – Daniel Pinero vs. Arkansas, 6/13/15
IP:	9.0 – Brandon Waddell vs. Vanderbilt, 6/24/14
SO:	10 – Andrew Abbott vs. Tennessee, 6/20/21

NCAA TOURNAMENT HISTORY

CAREER POSTSEASON RECORDS

BATTING/BASE RUNNING

Batting Avg.*	.467	Stephen Bruno (7-15), 2010, '12
Games	32	Kenny Towns, 2012-15
Starts	30	Kenny Towns, 2012-15
At Bats	123	Kenny Towns, 2012-15
Runs	24	Daniel Pinero, 2014-16 Keith Werman, 2009-12
Hits	37	Kenny Towns, 2012-15
Doubles	9	Kenny Towns, 2012-15
Triples	2	John Hicks, 2009-11 Adam Haseley (2015-17), Brandon Downes (2012-14) Kenny Towns (2012-15) Tyler Cannon (2007-10)
Home Runs	6	Jake Gelof (2021-22)
RBI	28	Kenny Towns (2012-15)
Total Bases	54	John Hicks (2009-11)
Walks	21	Joe McCarthy (2013-15)
Int. BB	2	6 players tied
HBP	6	Joe McCarthy (2013-15)
Strikeouts	24	Jarrett Parker (2009-10)
Sac Flies	4	Jeremy Farrell (2006-08) Steven Proscia (2009-11)
Sac Bunts	15	Keith Werman (2009-12)
Stolen Bases	7	Chris Taylor (2010-12)
SB Att.	10	Chris Taylor (2010-12)

* minimum 15 AB

PITCHING

ERA^	0.51	Josh Sborz (35 IP 2013-15)
Opp. BA^	.088	Griff McGarry (15 IP 2021)
K/9 IP^	13.91	Craig Zaikov (11 IP 1996)
Wins	6	Brandon Waddell Josh Sborz (2013-15)
Losses	3	Nathan Kirby (2013-15)
Saves	3	Josh Sborz (2013-15)
Apps.	14	Kevin Arico (2009-10) Josh Sborz (2013-15) Tyler Wilson (2009-11)
Starts	11	Brandon Waddell (2013-15)
CG	1	Nine times
Innings	73.0	Brandon Waddell (2013-15)
Hits	60	Brandon Waddell (2013-15)
Runs	25	Brandon Waddell (2013-15)
ER	19	Brandon Waddell (2013-15)
Walks	19	Brandon Waddell (2013-15)
Strikeouts	62	Danny Hultzen (2009-11)

^ minimum 10 IP

FIELDING

Putouts	173	John Hicks (2009-11)
Assists	84	Daniel Pinero (2014-16)
Errors	7	Two players tied
DP	21	Keith Werman (2009-12)
CS	7	Franco Valdes (2008-10)



Kenny Towns

TEAM SINGLE-GAME POSTSEASON RECORDS

BATTING/BASE RUNNING

AB	50	TCU (CWS), 6/17/14
Runs	18	Richmond (R), 6/1/72
Runs (Inn.)	9	Florida (R), 5/24/85 (4th inn)
Hits	21	Jacksonville (R), 6/5/21
RBI	17	William & Mary (R), 6/3/16
Doubles	7	Army (R), 6/2/23
Triples	2	William & Mary (R), 6/3/16
HR	4	Duke (SR), 6/10/23
Tot Bases	34	William & Mary (R), 6/3/16
BB	14	Southern California (R), 5/31/15
Int. BB	2	2x, last vs. S. Car. (CWS), 6/24/11
HBP	5	Army (R), 6/1/12
Strikeouts	17	Arkansas (CWS), 6/17/09
Sac Flies	2	7x, last vs. Duke (SR) 6/10/23
Sac Bunts	4	Bucknell (R), 5/30/14
SB	5	2x, last vs. Arkansas (CWS), 6/13/15
SB Att.	8	Arkansas (CWS), 6/13/15
LOB	15	South Carolina (CWS), 6/24/11

PITCHING

Innings	15.0	TCU (CWS), 6/17/14
Hits	24	at Alabama (R), 5/26/96
Runs	18	at Alabama (R), 5/26/96
Runs (Inn)	9	Vanderbilt (CWS), 6/23/14
ER	18	at Alabama (R), 5/26/96
Walks	8	Coastal Carolina, 6/5/22
Strikeouts	24*	Old Dominion (R), 6/6/21
HR Against	4	Oklahoma (SR), 6/14/10

*Nine-inning NCAA Tournament Record; Tied for 2nd most ever in NCAA nine-inning game

FIELDING

Putouts	45	TCU (CWS), 6/17/14
Assists	17	TCU (CWS), 6/17/14
Errors	4	2x, last vs. Miss. St. (SR), 6/8/13
DP	3	3x, last vs. Arkansas (CWS), 6/13/15
SB Against	4	Oklahoma (SR), 6/3/12

RESULTS BY OPPONENT

Opponent	Total	Reg.	SR	CWS
Alabama	0-1	0-1	0-0	0-0
Appalachian State	0-1	0-1	0-0	0-0
Arkansas	3-1	2-0	0-0	1-1
Army	3-0	3-0	0-0	0-0
Bucknell	1-0	1-0	0-0	0-0
California	2-0	0-0	0-0	2-0
Cal State Fullerton	1-1	0-1	0-0	1-0
Coastal Carolina	1-1	1-1	0-0	0-0
Dallas Baptist	3-2	1-1	2-1	0-0
Duke	2-1	0-0	2-1	0-0
East Carolina	3-2	3-2	0-0	0-0
Elon	2-0	2-0	0-0	0-0
Evansville	0-1	0-1	0-0	0-0
Florida	3-3	1-1	0-0	2-2
George Mason	1-0	1-0	0-0	0-0
Jacksonville	1-0	1-0	0-0	0-0
Lafayette	1-0	1-0	0-0	0-0
Lehigh	1-0	1-0	0-0	0-0
LSU	0-1	0-0	0-0	0-1
Maryland	4-1	0-0	4-1	0-0
Miami (Fla.)	0-1	0-1	0-0	0-0
Mississippi	6-2	2-1	2-1	2-0
Mississippi State	0-3	0-0	0-2	0-1
Navy	1-0	1-0	0-0	0-0
Notre Dame	1-1	1-1	0-0	0-0
Ohio State	0-1	0-1	0-0	0-0
Oklahoma	1-3	0-1	1-2	0-0
Old Dominion	2-0	2-0	0-0	0-0
Oregon State	1-2	1-2	0-0	0-0
Princeton	2-1	2-1	0-0	0-0
Richmond	1-0	1-0	0-0	0-0
Rider	1-0	1-0	0-0	0-0
San Diego State	2-0	2-0	0-0	0-0
South Alabama	0-1	0-1	0-0	0-0
South Carolina	1-4	1-2	0-0	0-2
Southern California	2-0	2-0	0-0	0-0
St. John's	2-2	2-2	0-0	0-0
Stetson	1-0	1-0	0-0	0-0
TCU	1-2	0-1	0-0	1-1
Tennessee	1-0	0-0	0-0	1-0
Texas	0-1	0-0	0-0	0-1
UC Irvine	4-1	2-0	2-1	0-0
UCLA	0-1	0-1	0-0	0-0
Vanderbilt	3-4	0-1	0-0	3-3
VCU	1-0	1-0	0-0	0-0
William & Mary	1-1	1-1	0-0	0-0
Totals	67-47	41-26	13-9	13-12

INDIVIDUAL SINGLE-GAME POSTSEASON RECORDS

BATTING/BASE RUNNING

At Bats	7	Chris Taylor, vs. South Carolina (CWS), 6/24/11; Jeremy Farrell at Oregon State (R) 6/2/07
Runs	4	John Hicks vs. VCU (R), 6/4/10, Jake Gelof vs. Jacksonville (R) 6/5/21
Hits	4	14x, last by Griff O'Ferrall vs. Duke (SR), 6/11/23
RBI	5	Pavin Smith vs. Dallas Baptist (R), 6/5/17; Jake Gelof vs. Coastal Carolina (R) 6/5/22
Doubles	3	Sean Doolittle vs. Evansville (R), 6/4/06
Triples	1	Several times
Home Runs	2	Pavin Smith vs. East Carolina (R), 6/4/16; Jake Gelof vs. Coastal Carolina (R) 6/5/22
Total Bases	8	6x, last by Kyle Teel vs. East Carolina (R) 6/4/23
Walks	4	Matt Thaiss vs. Southern California (R), 5/31/15
Int. BB	2	3x, last by Tyler Cannon vs. Arkansas (CWS), 6/17/09
Hit By Pitch	2	5x, last by Ethan O'Donnell vs. Army (R), 6/2/23
Strikeouts	4	3x, last by Brandon Downes vs. Oklahoma (SR), 6/3/12
Sac Flies	2	Jeremy Farrell vs. Rider (R), 5/31/08
Sac Bunts	2	8x, last by Max Cotier vs. Mississippi State (CWS), 6/22/21
Stolen Bases	3	Daniel Pinero vs. Arkansas (CWS), 6/13/15
SB Att.	3	Daniel Pinero vs. Arkansas (CWS), 6/13/15

PITCHING

Innings	9.0	9x, last by Brian Edgington vs. Duke (SR), 6/11/23
Inns (Relief)	7.1	Craig Zaikov vs. Stetson (R), 5/25/96
Hits	10	2x, last by Brandon Waddell vs. Maryland (SR), 6/6/15
Runs	8	2x, last by Nathan Kirby vs. Vanderbilt (CWS), 6/23/14
Earned Runs	6	6x, last by Artie Lewicki vs. Appalachian State (R), 6/13/12
Walks	5	3x, last by Connor Jones vs. Maryland (SR), 6/5/15
Strikeouts	16	Brandon Neeck vs. Old Dominion (R), 6/6/21
Home Runs	3	Derek Casey vs. Dallas Baptist (R), 6/3/17, Jake Berry vs. Florida (CWS) 6/16/23

FIELDING

Putouts	22	Logan Michaels vs. Old Dominion (R), 6/6/21
Assists	7	Greg Miclat vs. UCLA (R), 5/30/08
Errors	2	9x, last by Max Cotier vs. Old Dominion (R), 6/8/21
Passed Balls	2	Justin Counts vs. Alabama (R), 5/26/96

ACC TOURNAMENT HISTORY

Year	Tournament Seed	Tournament Site (Record)	Tournament Record	Pool Play (Record)	Championship Game	Head Coach
1973	3	Chapel Hill, N.C.	2-2	--	--	Jim West
1974	5	Raleigh, N.C.	2-2	--	--	Jim West
1975	5	Chapel Hill, N.C.	0-1	--	--	Jim West
1976	6	Clemson, S.C.	2-2	--	--	Jim West
1977	7	Clemson, S.C.	0-1	--	--	Jim West
1978	3	Clemson, S.C.	0-1	--	--	Jim West
1979			No Tournament			
1980	5	Raleigh, N.C.	0-1	--	--	Jim West
1981	4	Chapel Hill, N.C.	0-2	--	--	Dennis Womack
1982	6	Chapel Hill, N.C.	3-2	--	0-1	Dennis Womack
1983	6	Chapel Hill, N.C.	2-2	--	--	Dennis Womack
1984	6	Durham, N.C.	0-2	--	--	Dennis Womack
1985	1	Atlanta, Ga.	2-2	--	--	Dennis Womack
1986	5	Durham, N.C.	0-2	--	--	Dennis Womack
1987	5	Greenville, S.C.	0-2	--	--	Dennis Womack
1988	4	Greenville, S.C.	2-2	--	--	Dennis Womack
1989	6	Greenville, S.C.	1-2	--	--	Dennis Womack
1990	6	Greenville, S.C.	2-2	--	--	Dennis Womack
1991	6	Greenville, S.C.	2-2	--	--	Dennis Womack
1992	9	Greenville, S.C.	0-2	--	--	Dennis Womack
1993	8	Greenville, S.C.	1-2	--	--	Dennis Womack
1994	9	Greenville, S.C.	0-1	--	--	Dennis Womack
1995	7	Greenville, S.C.	0-2	--	--	Dennis Womack
1996	5	Durham, N.C.	5-1	--	1-0	Dennis Womack
1997	6	St. Petersburg, Fla.	0-2	--	--	Dennis Womack
1998	9	Durham, N.C.	1-2	--	--	Dennis Womack
1999	7	Durham, N.C.	0-2	--	--	Dennis Womack
2000	7	Fort Mill, S.C.	2-2	--	--	Dennis Womack
2001	7	Fort Mill, S.C.	1-2	--	--	Dennis Womack
2002	6	St. Petersburg, Fla.	0-2	--	--	Dennis Womack
2003	6	Salem, Va.	1-2	--	--	Dennis Womack
2004	2	Salem, Va.	0-2	--	--	Brian O'Connor
2005	7	Jacksonville, Fla.	3-1	--	0-1	Brian O'Connor
2006	3	Jacksonville, Fla.	1-2	--	--	Brian O'Connor
2007	3	Jacksonville, Fla.	2-1	--	--	Brian O'Connor
2008	6	Jacksonville, Fla.	2-2	--	0-1	Brian O'Connor
2009	6	Durham, N.C.	4-0	--	1-0	Brian O'Connor
2010	1	Greensboro, N.C.	2-1	--	--	Brian O'Connor
2011	1	Durham, N.C.	4-0	--	1-0	Brian O'Connor
2012	4	Greensboro, N.C.	2-1	--	--	Brian O'Connor
2013	3	Durham, N.C.	2-1	--	--	Brian O'Connor
2014	3	Greensboro, N.C.	1-2	--	--	Brian O'Connor
2015	7	Durham, N.C.	1-3	--	--	Brian O'Connor
2016	3	Durham, N.C.	1-2	--	--	Brian O'Connor
2017	4	Louisville, Ky.	1-1	1-1	--	Brian O'Connor
2018	10	Durham, N.C.	1-1	1-1	--	Brian O'Connor
2019	9	Durham, N.C.	0-2	0-2	--	Brian O'Connor
2020			No Tournament			
2021	8	Charlotte, N.C.	2-1	2-0	--	Brian O'Connor
2022	5	Charlotte, N.C.	0-2	0-2	--	Brian O'Connor
2023	2	Durham, N.C.	1-1	1-1	--	Brian O'Connor
Totals			61-80	5-7	3-3	

RESULTS BY OPPONENT

Opponent	Total
Boston College	1-0
Clemson	9-11
Duke	2-7
Florida State	8-10
Georgia Tech	6-7
Louisville	1-0
Maryland	5-5
Miami	2-3
North Carolina	8-11
NCST	10-16
Notre Dame	1-2
Pittsburgh	--
Virginia Tech	1-1
Wake Forest	7-7
Totals	61-80 (.433)

RECORD BY SEED

Seed	Total
#1	8-3 (1985, 2010, 2011)
#2	1-3
#3	9-10
#4	5-6
#5	7-11
#6	19-23
#7	7-13
#8	3-3
#9	1-7
#10	1-1

RECORD BY COACH

Coach	App (Titles)	Total
Jim West	7	6-10
Dennis Womack	23 (1)	25-44
Brian O'Connor	19 (2)	30-26

RECORD BY SITE

Site	Total (Titles)
Atlanta	2-2
Chapel Hill	7-9
Charlotte	2-3
Clemson	2-4
Durham	20-19 (3)
Fort Mill, S.C.	3-4
Greensboro	5-4
Greenville, S.C.	8-17
Jacksonville	8-6
Louisville	1-1
Raleigh	2-3
Salem	1-4
St. Petersburg	0-4

ACC TOURNAMENT HISTORY

1973 (#3 Seed)

Chapel Hill, N.C.

April 19 #6 Maryland W, 7-1
 April 20 #2 NC State W, 2-1 (10)
 April 21 #1 Clemson L, 1-3
 April 21 #2 NC State L, 3-9

1974 (#5 Seed)

Raleigh, N.C.

April 25 #4 Maryland W, 6-0
 April 26 #1 Clemson W, 3-2
 April 27 #3 NC State L, 1-3
 April 27 #1 Clemson L, 6-9

1975 (#5 Seed)

Chapel Hill, N.C.

April 24 #4 North Carolina L, 2-5

1976 (#6 Seed)

Clemson, S.C.

April 22 #3 North Carolina W, 8-6
 April 23 #2 Maryland L, 4-8
 April 24 #5 Wake Forest W, 8-2
 April 24 #2 Maryland L, 8-14

1977 (#7 Seed)

Clemson, S.C.

April 21 #2 Maryland L, 1-4

1978 (#6 Seed)

Clemson, S.C.

April 20 #3 Wake Forest L, 2-16

1979 - NO TOURNAMENT

1980 (#5 Seed)

Raleigh, N.C.

April 22 #4 NC State L, 1-3

1981 (#4 Seed)

Chapel Hill, N.C.

April 22 #5 Duke L, 3-4
 April 23 #8 Georgia Tech L, 2-5

1982 (#6 Seed) (Runner Ups)

Chapel Hill, N.C.

April 21 #3 Wake Forest W, 10-4
 April 22 #2 North Carolina W, 6-3
 April 23 #1 Clemson W, 6-4
 April 24 #3 Wake Forest L, 3-7
 April 25 #2 North Carolina L, 2-3 (12)

1983 (#6 Seed)

Chapel Hill, N.C.

April 20 #3 Clemson L, 5-12
 April 21 #7 Georgia Tech W, 8-1
 April 22 #5 Maryland W, 5-2
 April 24 #1 North Carolina L, 4-5 (11)

1984 (#6 Seed)

Durham, N.C.

April 18 #3 NC State L, 0-10
 April 19 #2 Clemson L, 6-7

1985 (#1 Seed)

Atlanta, Ga.

May 17 #8 Wake Forest L, 4-9
 May 18 #4 NC State W, 7-0
 May 19 #3 North Carolina W, 10-3
 May 20 #2 Clemson L, 8-10

1986 (#5 Seed)

Durham, N.C.

May 14 #4 North Carolina L, 4-5 (10)
 May 16 #4 North Carolina L, 7-9

1987 (#5 Seed)

Greenville, S.C.

May 13 #4 NC State L, 2-4
 May 14 #8 Duke L, 0-5

1988 (#4 Seed)

Greenville, S.C.

May 11 #5 North Carolina L, 1-13
 May 12 #8 Duke W, 7-1
 May 13 #2 NC State W, 6-1
 May 14 #3 Georgia Tech L, 4-5

1989 (#6 Seed)

Greenville, S.C.

May 13 #3 Georgia Tech L, 0-3
 May 14 #7 Maryland W, 7-3
 May 15 #4 NC State L, 8-11

1990 (#6 Seed)

Greenville, S.C.

May 12 #3 NC State W, 14-1
 May 13 #2 Clemson L, 3-7
 May 14 #4 Wake Forest W, 8-4
 May 15 #1 North Carolina L, 3-7

1991 (#6 Seed)

Greenville, S.C.

May 11 #3 NC State W, 4-3
 May 13 #2 Georgia Tech L, 3-9
 May 13 #4 North Carolina W, 5-1
 May 14 #1 Clemson L, 4-7

1992 (#9 Seed)

Greenville, S.C.

May 9 #1 Clemson L, 2-3
 May 10 #5 Duke L, 9-12

1993 (#8 Seed)

Greenville, S.C.

May 15 #2 NC State L, 5-7
 May 16 #7 Wake Forest W, 8-7
 May 17 #3 Florida State L, 2-11

1994 (#9 Seed)

Greenville, S.C.

May 17 #8 Maryland L, 2-8

1995 (#7 Seed)

Greenville, S.C.

May 17 #2 Florida State L, 0-6
 May 18 #3 Georgia Tech L, 2-3

1996 (#5 Seed) (ACC Champions)

Durham, N.C.

May 15 #4 NC State W, 5-1
 May 16 #1 Florida State W, 3-2
 May 17 #2 Clemson W, 4-2
 May 18 #3 Georgia Tech W, 8-4
 May 18 #1 Florida State L, 2-8
 May 19 #1 Florida State W, 12-1

1997 (#6 Seed)

St. Petersburg, Fla.

May 14 #3 NC State L, 2-4
 May 15 #7 Duke L, 3-16

1998 (#9 Seed)

Durham, N.C.

May 12 #8 Maryland W, 9-4 (10)
 May 13 #1 Florida State L, 1-4
 May 14 #4 NC State L, 1-4

1999 (#7 Seed)

Durham, N.C.

May 19 #2 Wake Forest L, 3-4
 May 20 #6 NC State L, 6-9

2000 (#7 Seed)

Fort Mill, S.C.

May 17 #2 Clemson L, 5-9
 May 18 #6 NC State W, 9-5 (10)
 May 19 #4 Wake Forest W, 8-3
 May 20 #2 Clemson L, 5-12

2001 (#7 Seed)

Fort Mill, S.C.

May 16 #2 Clemson W, 7-3
 May 17 #3 Wake Forest L, 1-2
 May 18 #8 NC State L, 2-6

2002 (#6 Seed)

St. Petersburg, Fla.

May 22 #3 North Carolina L, 10-11
 May 23 #7 NC State L, 5-6 (10)



1996 ACC Champions

ACC TOURNAMENT HISTORY

2003 (#6 Seed)

Salem, Va.

May 22 #3 NC State L, 6-10
 May 23 #7 Wake Forest..... W, 12-11 (10)
 May 24 #1 Florida State..... L, 0-2

2004 (#2 Seed)

Salem, Va.

May 26 #7 Duke L, 5-6
 May 27 #6 NC State L, 5-6

2005 (#7 Seed) (Runner Up)

Jacksonville, Fla.

May 25 #2 Clemson..... W, 8-1
 May 26 #6 NC State W, 12-2 (7)
 May 28 #2 Clemson..... W, 5-4
 May 29 #1 Georgia Tech..... L, 3-4

2006 (#3 Seed)

Jacksonville, Fla.

May 24 #6 Florida State..... W, 6-2
 May 25 #7 NC State L, 3-4
 May 26 #6 Florida State..... L, 0-11 (7)

2007 (#3 Seed)

Jacksonville, Fla.

May 23 #6 NC State W, 6-1
 May 24 #7 Georgia Tech..... W, 4-1
 May 26 #2 North Carolina L, 0-5

2008 (#6 Seed) (Runner Up)

Jacksonville, Fla.

May 21 #3 North Carolina W, 8-7 (11)
 May 23 #2 Florida State..... W, 5-3
 May 24 #7 Wake Forest..... L, 4-7
 May 25 #1 Miami..... L, 4-8

2009 (#6 Seed) (ACC Champions)

Durham, N.C.

May 21 #3 Clemson..... W, 6-5
 May 22 #2 North Carolina W, 11-1 (8)
 May 23 #7 Duke W, 11-7
 May 24 #1 Florida State..... W, 6-3

2010 (#1 Seed)

Greensboro, N.C.

May 26 #8 Boston College W, 6-4
 May 27 #5 Florida State..... L, 4-11
 May 29 #4 Miami..... W, 12-8

2011 (#1 Seed) (ACC Champions)

Durham, N.C.

May 25 #8 Wake Forest..... W, 13-1 (7)
 May 27 #5 Miami..... W, 6-4
 May 28 #4 North Carolina W, 3-2
 May 29 #2 Florida State..... W, 7-2

2012 (#4 Seed)

Greensboro, N.C.

May 24 #5 Clemson..... W, 3-2
 May 25 #8 Georgia Tech..... L, 5-17
 May 26 #1 Florida State..... W, 7-0

2013 (#3 Seed)

Durham, N.C.

May 22 #6 Virginia Tech L, 1-10
 May 23 #7 Georgia Tech..... W, 8-2
 May 25 #2 Florida State..... W, 7-4 (12)

2014 (#3 Seed)

Greensboro, N.C.

May 22 #6 Maryland L, 6-7
 May 23 #7 North Carolina W, 3-2
 May 24 #2 Florida State..... L, 4-6

2015 (#7 Seed)

Durham, N.C.

May 19 #10 Georgia Tech..... W, 11-0 (7)
 May 20 #2 Miami..... L, 5-9
 May 22 #3 Notre Dame L, 2-8
 May 23 #6 NC State L, 2-1

2016 (#3 Seed)

Durham, N.C.

May 26 #6 Clemson..... L, 4-5
 May 27 #10 Wake Forest..... L, 9-10
 May 28 #2 Louisville W, 7-2

2017 (#4 Seed)

Louisville, Ky.

May 25 #9 Duke L, 3-4
 May 26 #5 Clemson..... W, 10-2

2018 (#10 Seed)

Durham, N.C.

May 22 #6 Florida State..... L, 2-3
 May 24 #3 NC State W, 4-2

2019 (#9 Seed)

Durham, N.C.

May 22 #5 North Carolina L, 2-3 (10)
 May 23 #4 Miami..... L, 3-10

2020 - NO TOURNAMENT

2021 (#8 Seed)

Charlotte, N.C.

May 25 #12 Virginia Tech W, 3-2
 May 28 #1 Notre Dame W, 14-1
 May 29 #9 Duke L, 2-4

2022 (#5 Seed)

Charlotte, N.C.

May 25 #9 Florida State..... L, 3-13 (8)
 May 27 #4 Notre Dame..... L, 0-3

2023 (#2 Seed)

Durham, N.C.

May 24 #11 Georgia Tech..... W, 15-1
 May 25 #7 North Carolina L, 2-10



2009 ACC Champions



2011 ACC Champions

ACC TOURNAMENT HISTORY

ACC TOURNAMENT RECORDS - SINGLE TOURNAMENT

BATTING/BASE RUNNING

Batting Avg.*	.533	Dan Grovatt (2009) 8-for-15
At Bats	24	John Galloway (1996)
Runs	7	Dan Grovatt (2009)
Hits	9	John Galloway (1996) Tim LaVigne (2000)
Doubles	3	Mark Reynolds (2002) Dan Grovatt (2009) Jared King (2011) Cayman Richardson (2018)
Triples	2	Adam Haseley (2016) Woody Hall (1984)
Home Runs	3	E.J. Anderson (1996)
RBI	7	Chris Taylor (2011)
Total Bases	17	Steven Proscia (2011)
Walks	6	Tyler Cannon (2009)
HBP	3	Tim LaVigne (2000)
Strikeouts	3	John Barr (2011)
Stolen Bases	7	Several times
SB Att.	4	Greg Miclat (2006) Greg Miclat (2006) Derek Fisher (2012)

* minimum 15 AB | @ ACC Record

PITCHING

Wins	2	Seth Greisinger (1996) Tyler Wilson (2009)
Saves	2	Branden Kline (2011)
Apps.	2	Kevin Arico (2009)
	3	Sean Doolittle (2005)
	3	Matt Packer (2008) Michael Schwimer (2008) Kevin Arico (2009) Matt Doughty (2015)
Starts	2	Seth Greisinger (1996)
CG	2	Seth Greisinger (1996)
Innings	18	@ Seth Greisinger (1996) Dave Hopkins (1982)
Hits	17	Brandan Creswell (2000)
Runs	9	Jeff Kamrath (2002)
ER	9	Jeff Kamrath (2002)
Walks	11	Seth Greisinger (1996)
Strikeouts	19	Seth Greisinger (1996)

FIELDING

Putouts	48	Pat Bransford (1996)
Assists	23	Ryan Gilleland (1996)
Errors	3	Adam Robinson (1996) Chris Taylor (2011)
CS	3	Scott Headd (2005)

Team - Tournament

Consecutive Wins	6	(2010-12)
Runs Scored	34	(1996, 2009)
Base Hits	59	(1996)
Errors	8	(1988, 1991, 2003)
Championships	4	(1972, 1996, 2009, 2011)
Runner-Up	3	(1982, 2005, 2008)

TEAM SINGLE-GAME ACC TOURNAMENT RECORDS

BATTING/BASE RUNNING

AB	46	vs. FSU (5/25/13)
Runs	14	vs. NC State (5/12/90) vs. Notre Dame (5/28/21)
Runs (Inn.)	10	vs. North Carolina - 3rd (5/22/09)
Hits	18	vs. NC State (5/12/90) vs. North Carolina (4/22/76)
RBI	14	vs. Notre Dame (5/28/21)
	14	vs. NC State (5/12/90)
Doubles	7	vs. Wake Forest (5/25/11)
Triples	2	vs. Wake Forest (5/27/16)
HR	4	vs. Notre Dame (5/28/21)
Tot Bases	31	vs. Georgia Tech (5/24/23)
BB	8	vs. North Carolina (5/21/08) vs. Florida State (5/24/09)
HBP	3	several times
Strikeouts	15	vs. Wake Forest (5/17/01)
Sac Flies	2	several times
Sac Bunts	3	several times
SB	5	vs. Florida State (5/24/06)
LOB	15	vs. Clemson (5/20/00) vs. NC State (5/22/03)

PITCHING

Innings	12	vs. Florida State (5/25/13) vs. North Carolina (4/25/82)
Hits	20	vs. Clemson (4/20/83)
Runs	17	vs. Georgia Tech (5/25/12)
Runs (Inn)	8	vs. NC State - 8th (5/23/15)
ER	17	vs. Georgia Tech (5/25/12)
Walks	11	vs. Georgia Tech (5/29/05)
Strikeouts	15	vs. Florida State (5/24/06), 15 vs. North Carolina (5/21/08)
HR Against	5	vs. Florida State (5/27/10) 5 vs. Wake Forest 5/27/16)

FIELDING

Putouts	36	vs. Florida State (5/25/13) vs. North Carolina (4/25/82)
Assists	21	vs. North Carolina (4/24/83)
Errors	7	vs. Georgia Tech (5/13/91)
DP	4	@ vs. North Carolina (5/14/86)

Walk-off Hits in ACC Tournament

5/16/93	Travis Barbary infield 1B (9th) vs. Wake Forest
5/23/03	Joe Koshansky solo HR (10th) vs. Wake Forest
5/25/13	Kenny Towns 3-run HR (12th) vs. Florida State

Complete Games in ACC Tournament

4/21/82	Mike Gordon (9 inn.) vs. Wake Forest
4/22/82	Dave Hopkins (9 inn.) vs. North Carolina
4/21/83	John Kampschr (9 inn.) vs. Georgia Tech
4/18/85	Tim Burcham (9 inn.) vs. NC State*
4/19/85	Bob Malloy (9 inn.) vs. North Carolina
5/13/87	David Sammons (8 inn.) vs. NC State
5/13/88	Keith Seiler (9 inn.) vs. NC State
5/13/89	David Sammons (9 inn.) vs. Georgia Tech
5/12/90	Doug Johns (9 inn.) vs. NC State
5/16/93	Frank Lankford (9 inn.) vs. Wake Forest
5/17/95	Pat Daneker (8 inn.) vs. Florida State
5/18/95	Seth Greisinger (9 inn.) vs. Georgia Tech
5/15/96	Seth Greisinger (9 inn.) vs. NC State
5/16/96	Jason Sekany (9 inn.) vs. Florida State
5/17/96	Pat Daneker (9 inn.) vs. Clemson
5/19/96	Seth Greisinger (9 inn.) vs. Florida State
5/14/97	Pat Daneker (8 inn.) vs. NC State
5/13/98	Casey Kennedy (8 inn.) vs. Florida State
5/19/00	Dan Street (9 inn.) vs. Wake Forest
5/16/01	Dan Street (9 inn.) vs. Clemson
5/26/05	Matt Avery (7 inn.) vs. NC State
5/19/15	Josh Sborz (7 inn.) vs. Georgia Tech*
5/24/23	Nick Parker (7 inn.) vs. Georgia Tech

*Shutout

INDIVIDUAL SINGLE-GAME ACC TOURNAMENT RECORDS

BATTING/BASE RUNNING

At Bats	6	Several Times - Last: Jared King, Brandon Downes, Nick Howard vs. Florida State (5/25/13)
Runs	5	Joe Koshansky vs. Wake Forest (5/23/03)
Hits	5	Brandon Marsh vs. NC State (5/25/06)
RBI	5	Zack Gelof vs. Notre Dame (5/28/21)
Doubles	3	Jared King vs. Wake Forest (5/25/11)
Triples	2	@ Adam Haseley vs. Wake Forest (5/27/16), Woody Hall vs. Clemson (4/19/84)
Home Runs	2	E.J. Anderson vs. Florida State (5/19/96)
Total Bases	10	E.J. Anderson vs. Florida State (5/19/96); Dan Grovatt vs. Duke (5/23/09)
Walks	3	Tyler Cannon vs. Duke (5/23/09), Dan Grovatt vs. Florida State (5/24/09)
Stolen Bases	3	Greg Miclat vs. Florida State (5/24/06)

PITCHING

Innings	9.0	Several times, last: Dan Street vs. Clemson (5/16/01)
Hits	13	Jeff Kamrath vs. North Carolina (5/22/02)
Runs	8	Joe Koshansky vs. NC State (5/22/03), Yogi Biggs, vs. Clemson (4/20/83)
Earned Runs	7	Austin Young vs. Georgia Tech (5/25/12); Mike Ballard vs. Florida State (5/26/06)
Strikeouts	13	Tim Burcham vs. NC State (4/18/85)

FIELDING

Putouts	16	Glenn Harris vs. Wake Forest (4/21/82)
Assists	9	George Priftis vs. North Carolina (4/24/83)
Errors	2	Several times, last: Nic Kent vs. Miami (5/23/19)

*Since 2000 | @ ACC Record

YEAR-BY-YEAR RECORDS

Year	Overall Record	ACC Record	Head Coach
1889	7-0	-	Unknown
1890	4-8	-	Unknown
1891	16-5	-	Unknown
1892	9-8-1	-	Unknown
1893	10-5-1	-	Unknown
1894	10-6	-	Unknown
1895	10-7	-	Unknown
1896	7-10	-	Unknown
1897	14-13	-	Unknown
1898	15-8	-	Unknown
1899	13-6	-	Unknown
1900	9-6	-	Unknown
1901	12-8	-	Unknown
1902	13-7-1	-	Unknown
1903	15-6-1	-	Unknown
1904	16-9	-	Unknown
1905	17-7	-	Unknown
1906	18-10	-	Unknown
1907	16-6-1	-	Unknown
1908	12-11-1	-	Unknown
1909	19-7-1	-	Unknown
1910	7-14-1	-	Charles Ringler
1911	11-9	-	Charles Ringler
1912	14-9-1	-	Charles Ringler
1913	12-8	-	Jack Ryan
1914	10-7	-	Jack Ryan
1915	14-6	-	Jack Ryan
1916	16-8-1	-	Jack Ryan
1917	2-2	-	James L. White
1918	7-4	-	H.H. Lannigan
1919	8-8-1	-	E.W. Smith
1920	11-7-1	-	James L. White
1921	7-15	-	W. Rice Warren
1922	8-14	-	Jack Ryan
1923	11-12-1	-	Earle Neale
1924	15-10	-	Earle Neale
1925	13-10-1	-	Earle Neale
1926	11-10	-	Earle Neale
1927	13-7	-	Earle Neale
1928	9-11	-	Earle Neale
1929	8-13	-	Earle Neale
1930	2-12	-	Roy Randall
1931	1-16	-	Gus Tebell
1932	12-4	-	Gus Tebell
1933	8-5	-	Gus Tebell
1934	10-7	-	Gus Tebell

Year	Overall Record	ACC Record	Head Coach
1935	13-8-1	-	Gus Tebell
1936	11-8	-	Gus Tebell
1937	8-8-1	-	Gus Tebell
1938	13-12	-	Gus Tebell
1939	14-6	-	Gus Tebell
1940	18-4	-	Gus Tebell
1941	11-8	-	Gus Tebell
1942	7-10-1	-	Gus Tebell
1943	6-4	-	Gus Tebell
1944	6-5-1	-	A.A. Corcoran
1945	10-4	-	Gus Tebell
1946	11-7-1	-	Gus Tebell
1947	20-6	-	Gus Tebell
1948	14-5	-	Gus Tebell
1949	11-6-4	-	Gus Tebell
1950	17-6	-	Gus Tebell
1951	17-5	-	Gus Tebell
1952	9-12	-	Gus Tebell
1953	12-8	-	Gus Tebell
1954	7-13-1	-	Gus Tebell
1955	6-16	0-12, 8th	Gus Tebell
1956	10-13	6-7, 5th	Evan "Bus" Male
1957	12-12	6-8, 5th	Evan "Bus" Male
1958	5-15	4-9, 6th	Evan "Bus" Male
1959	10-9	6-8, 5th	Evan "Bus" Male
1960	3-15-2	3-11-1, 7th	Ted Davenport
1961	7-11	4-9, 7th	Ted Davenport
1962	11-12	9-6, 2nd	James West
1963	9-13	6-7, 5th	James West
1964	10-9	6-8, 4th	James West
1965	10-13-1	6-8, 5th	James West
1966	6-19	3-11, 8th	James West
1967	10-12	5-8, 6th	James West
1968	10-20	5-13, 7th	James West
1969	19-14	9-11, 5th	James West
1970	18-14-1	10-10, 4th	James West
1971	20-9	7-7, 4th	James West
1972*	18-15	9-4, 1st	James West
1973	16-12-2	8-5-2, 3rd	James West
1974	21-17	6-6, 4th	James West
1975	14-12	4-7, 4th	James West
1976	17-22	5-9, 6th	James West
1977	11-22-1	1-8-1, 7th	James West
1978	18-14	4-8, 6th	James West
1979	21-15	4-7, 5th	James West
1980	21-13-1	6-6, 5th	James West

Year	Overall Record	ACC Record	Head Coach
1981	28-20	8-5, 4th	Dennis Womack
1982	22-27	5-7, 6th	Dennis Womack
1983	12-25	4-6, 6th	Dennis Womack
1984	25-17	4-10, 6th	Dennis Womack
1985*	38-16	9-4, 1st	Dennis Womack
1986	27-22	6-7, 5th	Dennis Womack
1987	18-30	5-12, 5th	Dennis Womack
1988	32-19-1	11-10, 4th	Dennis Womack
1989	25-24-1	7-11, 6th	Dennis Womack
1990	21-32-1	7-11, 6th	Dennis Womack
1991	28-27-2	10-11, 6th	Dennis Womack
1992	21-30	3-19, 9th	Dennis Womack
1993	21-30	7-15, 8th	Dennis Womack
1994	20-34	2-22, 9th	Dennis Womack
1995	26-29	8-15, 7th	Dennis Womack
1996*	44-21	11-13, 5th	Dennis Womack
1997	32-22	10-13, 5th	Dennis Womack
1998	28-26-1	5-18, 8th	Dennis Womack
1999	21-35	8-15, 7th	Dennis Womack
2000	26-31-1	10-14, 7th	Dennis Womack
2001	25-31	9-15, 7th	Dennis Womack
2002	25-32	8-16, 6th	Dennis Womack
2003	29-25	11-12, 6th	Dennis Womack
2004*	44-15	18-6, 2nd	Brian O'Connor
2005*	41-20	14-14, 7th	Brian O'Connor
2006*	47-15	21-9, 3rd^	Brian O'Connor
2007*	45-16	19-9, 2nd^	Brian O'Connor
2008*	39-23	15-15, 4th^	Brian O'Connor
2009*	49-15-1	16-11-1, 4th^	Brian O'Connor
2010*	51-14	23-7, 1st^	Brian O'Connor
2011*	56-12	22-8, 1st^	Brian O'Connor
2012*	39-19-1	18-12, 2nd^	Brian O'Connor
2013*	50-12	22-8, 2nd^	Brian O'Connor
2014*	53-16	22-8, 2nd^	Brian O'Connor
2015*	44-24	15-15, 2nd^	Brian O'Connor
2016*	38-22	19-11, 2nd^	Brian O'Connor
2017*	43-16	18-12, 2nd^	Brian O'Connor
2018	29-25	12-18, 5th^	Brian O'Connor
2019	32-24	14-16, 5th^	Brian O'Connor
2020	14-4	(2-1), T2nd^	Brian O'Connor
2021*	36-27	18-18, T3rd^	Brian O'Connor
2022*	39-19	17-13, 3rd^	Brian O'Connor
2023*	50-15	19-11, 1st^	Brian O'Connor
Overall	2502-1853-41	(.574)	
ACC	654-716-5	(.478)	

*NCAA Tournament qualifier ^Coastal Division

VIRGINIA COACHING HISTORY				ACC		NCAA			
Coach	Years	Overall	Pct.	ACC	Pct.	Tourn.	Pct.	Tourn.	Pct.
Unknown (1889-1909)	21	257-145-7	.636	—	—	—	—	—	—
Charles Ringler (1910-12)	3	32-32-2	.500	—	—	—	—	—	—
Jack Ryan (1913-1916, 1922)	4	60-43-1	.582	—	—	—	—	—	—
James L. White (1917, 1920)	2	13-9-1	.587	—	—	—	—	—	—
H.H. Lannigan (1918)	1	7-4-0	.636	—	—	—	—	—	—
E.W. Smith (1919)	1	8-8-1	.500	—	—	—	—	—	—
W. Rice Warren (1921)	1	7-15-0	.318	—	—	—	—	—	—
Earle Neale (1923-29)	7	80-73-2	.523	—	—	—	—	—	—
Roy Randall (1930)	1	2-12-0	.143	—	—	—	—	—	—
Gus Tebell (1931-43, 1945-55)	24	266-188-9	.584	0-12-0	.000	—	—	—	—
A.A. Corcoran (1944)	1	6-5-1	.542	—	—	—	—	—	—
Evan "Bus" Male (1956-59)	4	37-49-0	.430	22-32-0	.407	—	—	—	—
Ted Davenport (1960-61)	2	10-26-2	.289	7-20-1	.260	—	—	—	—
James West (1962-80)	19	281-276-6	.504	114-150-3	.433	6-10	.375	2-2	.500
Dennis Womack (1981-2003)	23	594-605-7	.495	168-281-0	.374	25-44	.362	4-4	.500
Brian O'Connor (2004-present)	20	839-353-2	.704	344-222-1	.608	30-26	.536	61-41	.598

UVA IN MAJOR LEAGUE BASEBALL DRAFT

Year	Player	Pos.	Rd.	No.	MLB Organization
1966	Edward Turnbull	LHP	17	336	Baltimore Orioles
1970	Steve Miller	C	3	63	Boston Red Sox
1971	Mike Cabbage	SS/2B	2	25	Washington Senators
1972	Bill Hall	2B	6	121	San Diego Padres
1976	Anthony Zentgraf	3B	17	404	Baltimore Orioles
1978	Columbus Duncan	1B	11	268	Milwaukee Brewers
	Steven Norwood	P	13	320	Milwaukee Brewers
1979	Paul Voigt	RHP	9	219	Minnesota Twins
1980	Rickey Horton	LHP	4	93	St. Louis Cardinals
1982	David Hopkins	RHP	14	355	Texas Rangers
1983	Tony Latham	OF	4	99	Boston Red Sox
	Glenn Harris	1B	21	541	St. Louis Cardinals
	George Priftis	2B	26	644	Seattle Mariners
1985	Tim Burcham	RHP	6	147	California Angels
	Bob Malloy*	RHP	30	755	Oakland Athletics
1986	Bill Narleski*	SS	18	461	Baltimore Orioles
	Bob Malloy	RHP	19	475	Texas Rangers
1987	Bill Narleski	SS	15	385	Baltimore Orioles
1989	Keith Seiler*	LHP	18	465	New York Yankees
	Chris Kughn*	OF	25	636	Atlanta Braves
1990	Doug Johns	LHP	16	437	Oakland Athletics
	Keith Seiler	LHP	21	551	New York Yankees
1991	Todd Fiegel	LHP	11	303	New York Mets
	Todd Ruyak*	LHP	17	452	Detroit Tigers
1992	Frank Lankford*	RHP	18	503	St. Louis Cardinals
	Todd Ruyak	LHP	31	829	Cincinnati Reds
	Kevin Stock	LHP	48	1370	Seattle Mariners
1993	Frank Lankford	RHP	17	477	New York Yankees
	Deron Dowhower	RHP	34	961	Minnesota Twins
	Jason Cook	SS	55	1469	Seattle Mariners
1994	Brian Buchanan	OF	1	24	New York Yankees
	Yates Hall	RHP	4	110	St. Louis Cardinals
1996	Seth Greisinger	RHP	1	6	Detroit Tigers
	Jason Sekany	RHP	2	61	Boston Red Sox
	Adam Robinson*	SS	52	1480	Minnesota Twins
1997	Pat Daneker	RHP	5	159	Chicago White Sox
	Adam Robinson	SS	12	365	Oakland Athletics
	Geoff Zawatski	RHP	14	416	Philadelphia Phillies
1998	Javier Lopez	LHP	4	133	Arizona Diamondbacks
1999	Julian Gonzalez	OF	36	1081	Kansas City Royals
2000	Jon Metzger	LHP	13	374	Kansas City Royals
	Tim LaVigne	RHP/SS	32	965	New York Mets
	Kevin Shrout	RHP	43	1278	Milwaukee Brewers
2001	Jon Benick	INF	9	270	San Diego Padres
	Hunter Wyant	SS	16	482	Florida Marlins
2002	Robert Word	1B	10	293	Florida Marlins
	Dan Street	INF	20	591	Colorado Rockies
	David Stone	OF	36	1087	San Francisco Giants
	Chris Sweet*	OF	37	1117	San Francisco Giants
2004	Andrew Dobies	LHP	3	95	Boston Red Sox
	Joe Koshansky	LHP/INF	6	170	Colorado Rockies
	Mark Reynolds	SS	16	476	Arizona Diamondbacks
	Jeff Kamrath*	RHP	36	1067	Cleveland Indians
2005	Ryan Zimmerman	3B	1	4	Washington Nationals
	Matt Avery	RHP	9	280	Chicago Cubs
	Jeff Kamrath	RHP	11	328	Tampa Bay Devil Rays
	Mike Ballard*	LHP	47	1415	Minnesota Twins
2006	Mike Ballard	LHP	14	418	Texas Rangers
	Tom Hagan	UTL	39	1160	Pittsburgh Pirates
2007	Sean Doolittle	1B/LHP	Supp. 1	41	Oakland Athletics
	Brandon Guyer	OF	5	157	Chicago Cubs
	Casey Lambert	LHP	6	187	Chicago Cubs
	Beau Seabury	C	13	402	Colorado Rockies
	Mike Mitchell	OF	25	762	Colorado Rockies
	Pat McAnaney*	LHP	38	1139	Pittsburgh Pirates
2008	David Adams	2B	3	106	New York Yankees
	Greg Miclat	SS	5	146	Baltimore Orioles
	Jacob Thompson	RHP	5	160	Atlanta Braves
	Jeremy Farrell	3B	8	234	Pittsburgh Pirates
	Pat McAnaney	LHP	8	258	Arizona Diamondbacks
	Michael Schwimer	RHP	14	436	Philadelphia Phillies
2009	Andrew Carraway	RHP	12	353	Seattle Mariners
	Jeff Lorick	LHP	20	598	Atlanta Braves
	Robert Poutier	RHP	29	864	San Diego Padres
	Matt Packer	LHP	32	965	Cleveland Indians
	Tyler Cannon*	SS	41	1225	Pittsburgh Pirates

List does not include UVA student-athletes who were drafted out of high school or previous institution.

Year	Player	Pos.	Round	No.	MLB Organization
2010	Jarrett Parker	OF	2	74	San Francisco Giants
	Phil Gosselin	2B/OF	5	164	Atlanta Braves
	Robert Morey	RHP	5	167	Florida Marlins
	Kevin Arico	RHP	10	307	Cincinnati Reds
	Dan Grovatt	OF	11	327	Pittsburgh Pirates
	Tyler Cannon	SS	12	360	Cleveland Indians
	Tyler Wilson*	RHP	35	1057	Cincinnati Reds
	Kenny Swab*	C/1B	35	1064	Atlanta Braves
	Neal Davis	LHP	36	1101	Philadelphia Phillies
2011	Danny Hultzen	LHP	1	2	Seattle Mariners
	John Hicks	C	4	123	Seattle Mariners
	Will Roberts	RHP	5	158	Cleveland Indians
	Steven Proscia	3B	7	213	Seattle Mariners
	Tyler Wilson	RHP	10	305	Baltimore Orioles
	Kenny Swab	C	21	636	Kansas City Royals
	Cody Winiarski	RHP	36	1101	Chicago White Sox
	John Barr	OF	39	1178	Cleveland Indians
2012	Branden Kline	RHP	2	65	Baltimore Orioles
	Chris Taylor	SS	5	161	Seattle Mariners
	Stephen Bruno	INF	7	224	Chicago Cubs
	Shane Halley	RHP	20	613	Kansas City Royals
2013	Kyle Crockett	LHP	4	111	Cleveland Indians
	Reed Gragnani	INF	21	663	Boston Red Sox
	Scott Silverstein	LHP	25	745	Toronto Blue Jays
2014	Nick Howard	RHP	1	19	Cincinnati Reds
	Derek Fisher	OF	1-CB	37	Houston Astros
	Mike Papi	OF	1-CB	38	Cleveland Indians
	Brandon Downes	OF	7	213	Kansas City Royals
	Branden Cogswell	INF	7	222	Oakland Athletics
	Artie Lewicki	RHP	8	250	Detroit Tigers
	Whit Mayberry	RHP	21	640	Detroit Tigers
	Nate Irving	C	34	1020	Arizona Diamondbacks
2015	Nathan Kirby	LHP	1-CB	40	Milwaukee Brewers
	Josh Sborz	RHP	2	74	Los Angeles Dodgers
	Joe McCarthy	OF	5	148	Tampa Bay Rays
	Brandon Waddell	LHP	5	157	Pittsburgh Pirates
	John La Prise	INF	19	572	Toronto Blue Jays
	Kenny Towns	INF	20	615	Los Angeles Angels
	Daniel Pinero*	INF	36	1090	Detroit Tigers
2016	Matt Thaiss	C	1	16	Los Angeles Angels
	Connor Jones	RHP	2	70	St. Louis Cardinals
	Daniel Pinero	INF	9	265	Detroit Tigers
2017	Pavin Smith	1B	1	7	Arizona Diamondbacks
	Adam Haseley	OF	1	8	Philadelphia Phillies
	Tommy Doyle	RHP	2-CB	70	Colorado Rockies
	Ernie Clement	INF	4	132	Cleveland Indians
	Alec Bettinger	RHP	10	294	Milwaukee Brewers
	Bennett Sousa*	LHP	34	1033	Washington Nationals
2018	Daniel Lynch	LHP	1-C	34	Kansas City Royals
	Jake McCarthy	OF	1-CB	39	Arizona Diamondbacks
	Andy Weber	2B	5	158	Chicago Cubs
	Derek Casey	RHP	9	278	Chicago Cubs
	Bennett Sousa	LHP	10	288	Chicago White Sox
	Cameron Simmons*	OF	15	449	Texas Rangers
2019	Tanner Morris	SS	5	147	Toronto Blue Jays
	Noah Murdock	RHP	7	199	Kansas City Royals
	Cameron Simmons	OF	20	590	Chicago White Sox
2021	Andrew Abbott	LHP	2	53	Cincinnati Reds
	Zack Gelof	3B	2	60	Oakland Athletics
	Griff McGarry	RHP	5	145	Philadelphia Phillies
	Mike Vasil	RHP	8	232	New York Mets
	Nick Kent	SS	11	320	Colorado Rockies
	Zach Messinger	RHP	13	393	New York Yankees
2022	Nate Savino	LHP	3	82	Arizona Diamondbacks
	Brandon Neeck	LHP	9	285	Los Angeles Dodgers
	Chris Newell	OF	13	405	Los Angeles Dodgers
	Matt Wyatt	RHP	20	614	Tampa Bay Rays
2023	Kyle Teel	C	1	14	Boston Red Sox
	Jake Gelof	3B	2	60	Los Angeles Dodgers
	Connelly Early	LHP	5	151	Boston Red Sox
	Ethan O'Donnell	OF	6	168	Cincinnati Reds

*Indicates returned to school

Total: 147 draft selections (132 players)
First Under: 15 selections
Total Under Brian O'Connor: 98 selections (89 players)
First Round Under Brian O'Connor: 13 selections
Most draft picks in one year: 9 (2010)
Six or more draft picks in first 15 Rounds: 2021, 2018, 2014, 2010, 2008

FORMER CAVALIERS IN MAJOR LEAGUE BASEBALL

55 Former Cavaliers have played in an MLB Game

31 Virginia major leaguers have played for Brian O'Connor

10 Members of the 2015 National Championship team have made it to the big leagues.

UVA MLB CAREER SUMMARIES

LHP - ANDREW ABBOTT - 2018-21

Year	Team	G/CS	W-L	SV	ERA	IP	H	BB	SO
2021	CIN	21/21	8-6	0	3.87	109.1	100	44	120

INF - DAVID ADAMS - 2006-08

Year	Team	G	PA	AB	R	H	2B	3B	HR	RBI	AVG
2013	NYN	43	152	140	10	27	5	1	2	13	.193

RHP - ALEC BETTINGER - 2014-17

Year	Team	G/CS	W-L	SV	ERA	IP	H	BB	SO
2021	MIL	4/1	0-1	0	13.50	10.0	18	3	5

OF - BRIAN BUCHANAN - 1992-94

Year	Team	G	PA	AB	R	H	2B	3B	HR	RBI	AVG
2000	MIN	30	93	82	10	19	3	0	1	8	.232
2001	MIN	69	219	197	28	54	12	0	10	32	.274
2002	MIN/SDP	92	245	227	31	61	10	1	11	28	.269
2003	SDP	115	229	198	29	52	10	2	8	29	.263
2004	SDP	38	68	60	7	12	2	0	2	6	.200
	NYM	2	4	3	0	0	0	0	0	0	.000
Totals (5 yrs)		346	858	767	105	198	37	3	32	103	.258

RHP - NICK CARTER

Year	Team	G/CS	W-L	SV	ERA	IP	H	BB	SO
1908	PHA	14/4	2-5	0	2.97	60.2	58	17	17

INF - ERNIE CLEMENT - 2015-17

Year	Team	G	PA	AB	R	H	2B	3B	HR	RBI	AVG
2021	CLE	40	133	121	16	28	4	0	3	9	.231
2022	CLE/OAK	69	179	163	19	30	4	0	0	6	.184
2023	TOR	29	52	50	7	19	1	1	1	10	.380
Totals (3 yrs)		138	364	334	42	77	9	1	4	25	.231

LHP - KYLE CROCKETT - 2011-13

Year	Team	G/CS	W-L	SV	ERA	IP	H	BB	SO
2014	CLE	43/0	4-1	0	1.80	30.0	26	6	28
2015	CLE	31/0	0-0	0	4.08	17.2	9	7	15
2016	CLE	29/0	0-0	0	5.06	16.0	16	7	17
2017	CLE	4/0	0-0	0	10.80	1.2	4	1	2
2018	CIN	15/0	1-0	0	5.79	9.1	16	2	11
Totals (5 yrs)		122/0	5-1	0	3.74	74.2	79	25	73

3B - MIKE CUBBAGE - 1969-71

Year	Team	G	PA	AB	R	H	2B	3B	HR	RBI	AVG
1974	TEX	9	15	15	0	0	0	0	0	0	.000
1975	TEX	58	168	143	12	32	6	0	4	21	.224
1976	TEX/MIN	118	431	374	42	96	19	5	3	49	.257
1977	MIN	129	464	417	60	110	16	5	9	55	.264
1978	MIN	125	444	394	40	111	12	7	7	57	.282
1979	MIN	94	291	243	26	67	10	1	2	23	.276
1980	MIN	103	318	285	29	70	9	0	8	42	.246
1981	NYM	67	90	80	9	17	2	2	1	4	.213
Totals (8 yrs)		703	2221	1951	218	503	74	20	34	251	.258

2B - WALTER 'DOC' CURLEY

Year	Team	G	PA	AB	R	H	2B	3B	HR	RBI	AVG
1899	CHC	10	44	37	7	4	0	1	0	2	.108

OF - JACK DALTON - 1907

Year	Team	G	PA	AB	R	H	2B	3B	HR	RBI	AVG
1910	BRO	77	315	273	33	62	9	4	1	21	.227
1914	BRO	128	515	442	65	141	13	8	1	45	.319
1915	BUF	132	506	437	68	128	17	3	2	46	.293
1916	DET	8	11	11	1	2	0	0	0	0	.182
Totals (4 yrs)		345	1347	1163	167	333	39	15	4	112	.286

P - PAT DANEKER - 1995-96

Year	Team	G/GS	W-L	SV	ERA	IP	H	BB	SO
1999	CHW	3/2	0-0	0	4.20	15.0	14	6	5

SS/OF - BILL DEITRICK - 1923-26

Year	Team	G	PA	AB	R	H	2B	3B	HR	RBI	AVG
1927	PHI	5	6	6	1	1	0	0	0	0	.167
1928	PHI	52	120	100	13	20	6	0	0	7	.200
Totals (2 yrs)		57	126	106	14	21	6	0	0	7	.198

LHP - SEAN DOOLITTLE - 2005-2007

Year	Team	G/GS	W-L	SV	ERA	IP	H	BB	SO
2012	OAK	44/0	2-1	1	3.04	47.1	40	11	60
2013	OAK	70/0	5-5	2	3.13	69.0	53	13	60
2014	OAK	61/0	2-4	22	2.73	62.2	38	8	89
2015	OAK	12/0	1-0	4	3.95	13.2	12	5	15
2016	OAK	44/0	2-3	4	3.23	39.0	33	8	45
2017	OAK/WAS	53/0	2-0	24	2.81	51.1	34	10	62
2018	WAS	43/0	3-3	25	1.60	45.0	21	6	60
2019	WAS	63/0	6-5	29	4.05	60.0	63	15	66
2020	WAS	11/0	0-2	0	5.87	7.2	9	4	6
2021	CIN/SEA	56/0	3-1	1	4.53	49.2	50	23	53
2022	WAS	6/0	0-0	0	0.0	5.1	1	0	6
Totals (11 yrs)		463/0	26-24	112	3.20	450.2	354	103	522

RHP - TOMMY DOYLE - 2015-17

Year	Team	G/GS	W-L	SV	ERA	IP	H	BB	SO
2020	COL	3/0	0-0	0	23.14	2.1	6	4	2
2023	COL	15/0	0-1	0	6.85	23.2	23	13	18
Totals (2 yrs)		18/0	0-1	0	8.31	26.0	29	17	20

RHP - CHARLIE FERGUSON

Year	Team	G/GS	W-L	SV	ERA	IP	H	BB	SO
1884	PHI	50/47	21-25	1	3.54	416.2	443	93	194
1885	PHI	48/45	26-20	0	2.22	405.0	345	81	197
1886	PHI	48/45	30-9	2	1.98	395.2	317	69	212
1887	PHI	37/33	22-10	1	3.00	297.1	297	47	125
Totals (4 yrs)		183/170	99-64	4	2.67	1514.2	1402	290	728

OF - DEREK FISHER - 2012-14

Year	Team	G	PA	AB	R	H	2B	3B	HR	RBI	AVG
2017	HOU	53	166	146	21	31	4	1	5	17	.212
2018	HOU	42	86	79	13	13	2	2	4	11	.165
2019	HOU/TOR	57	167	146	23	27	4	1	7	17	.185
2020	TOR	16	39	31	5	7	2	1	1	7	.194
2021	MIL	4	8	8	1	2	0	1	0	1	.250
Totals (5 yrs)		172	466	410	63	80	12	6	17	53	.195

INF - ZACK GELOF - 2019-21

Year	Team	G	PA	AB	R	H	2B	3B	HR	RBI	AVG
2023	OAK	69	300	270	40	72	20	1	14	32	.267

INF - PHIL GOSSELIN - 2008-10

Year	Team	G	PA	AB	R	H	2B	3B	HR	RBI	AVG
2013	ATL	4	7	6	2	2	0	0	0	0	.333
2014	ATL	46	136	128	17	34	4	0	1	3	.266
2015	ATL/ARI	44	118	106	19	33	9	1	3	15	.311
2016	ARI	122	240	220	26	61	12	1	2	13	.277
2017	PHI/TEX	40	50	48	3	7	2	0	0	2	.146

2018	CIN	20	28	24	5	3	0	0	1	2	.125
2019	PHI	44	68	65	5	17	3	0	0	7	.262
2020	PHI	39	102	92	14	23	5	0	3	12	.250
2021	LAA	104	373	345	40	90	14	0	7	47	.261
2022	ATL/LAA	34	77	74	6	11	0	1	0	2	.149
Total (10 yrs)		497	1199	1108	137	281	49	3	17	103	.254

RHP - SETH GREISINGER - 1994-96

Year	Team	G/GS	W-L	SV	ERA	IP	H	BB	SO
1998	DET	21/21	6-9	0	5.12	130.0	142	48	66

FORMER CAVALIERS IN MAJOR LEAGUE BASEBALL

LHP - RICKY HORTON - 1978-80

Year	Team	G/GS	W-L	SV	ERA	IP	H	BB	SO
1984	STL	37/18	9-4	1	3.44	125.2	140	39	76
1985	STL	49/3	3-2	1	2.91	89.2	84	34	59
1986	STL	42/9	4-3	3	2.24	100.1	77	26	49
1987	STL	67/6	8-3	7	3.82	125.0	127	42	55
1988	CHW/LAD	64/9	7-11	2	4.87	109.1	120	38	36
1989	LAD/STL	34/8	0-3	0	4.85	72.1	85	21	26
1990	STL	32/0	1-1	1	4.93	42.0	52	22	18
Totals (7 yrs)		325/53	32-27	15	3.76	673.1	696	222	319

LHP - DANNY HULTZEN - 2009-11

Year	Team	G/GS	W-L	SV	ERA	IP	H	BB	SO
2019	CHC	6/0	0-0	0	0.00	3.1	4	2	5

LHP - DOUG JOHNS - 1987-90

Year	Team	G/GS	W-L	SV	ERA	IP	H	BB	SO
1995	OAK	11/9	5-3	0	4.61	54.2	44	26	25
1996	OAK	40/23	6-12	1	5.98	158.0	187	69	71
1998	BAL	31/10	3-3	1	4.57	86.2	108	32	34
1999	BAL	32/5	6-4	0	4.47	86.2	81	25	50
Totals (4 yrs)		114/47	20-22	2	5.13	386.0	420	152	180

RHP - BRANDEN KLINE - 2010-12

Year	Team	G/GS	W-L	SV	ERA	IP	H	BB	SO
2019	BAL	34/0	1-4	0	5.93	41.0	44	19	34
2020	BAL	3/0	0-0	0	1.80	5.0	2	3	7
Totals (2 yrs)		37/0	1-4	0	5.48	46.0	46	22	41

1B - JOE KOSHANSKY - 2001-04

Year	Team	G	PA	AB	R	H	2B	3B	HR	RBI	AVG
2007	COL	17	15	12	0	1	1	0	0	2	.083
2008	COL	18	40	38	5	8	3	0	3	8	.211
Totals (2 yrs)		35	55	50	5	9	4	0	3	10	.180

RHP - FRANK LANKFORD - 1990-93

Year	Team	G/GS	W-L	SV	ERA	IP	H	BB	SO
1998	LAD	12/0	0-2	1	5.95	19.2	23	7	7

RHP - ARTIE LEWICKI - 2011-14

Year	Team	G/GS	W-L	SV	ERA	IP	H	BB	SO
2017	DET	4/1	0-1	0	6.10	10.1	19	4	6
2018	DET	13/3	0-2	0	4.89	38.2	48	14	30
2020	ARI	2/0	0-0	0	5.40	3.1	7	1	5
Totals (3 yrs)		19/4	0-3	0	5.16	52.1	74	19	41

LHP - JAVIER LOPEZ - 1996-98

Year	Team	G/GS	W-L	SV	ERA	IP	H	BB	SO
2003	COL	75/0	4-1	1	3.70	58.1	58	12	40
2004	COL	64/0	1-2	0	7.52	40.2	45	26	20
2005	COL/ARI	32/0	1-1	2	11.02	16.1	26	11	12
2006	BOS	27/0	1-0	1	2.70	16.2	13	10	11
2007	BOS	61/0	2-1	0	3.10	40.2	36	18	26
2008	BOS	70/0	2-0	0	2.43	59.1	53	27	38
2009	BOS	14/0	0-2	0	9.26	11.2	20	9	5
2010	PHI/SFG	77/0	4-2	0	2.34	57.2	50	20	38
2011	SFG	70/0	5-2	1	2.72	53.0	42	26	40
2012	SFG	70/0	3-0	7	2.50	36.0	37	14	28
2013	SFG	69/0	4-2	1	1.83	39.1	30	12	37
2014	SFG	65/0	1-1	0	3.11	37.2	31	19	22
2015	SFG	77/0	1-0	0	1.60	39.1	19	16	26
2016	SFG	68/0	1-3	1	4.05	26.2	24	15	15
Totals (14 yrs)		839/0	30-17	14	3.48	533.1	484	235	358

LHP - DANIEL LYNCH IV - 2016-18

Year	Team	G/GS	W-L	SV	ERA	IP	H	BB	SO
2021	KCR	15/15	4-6	0	5.69	68.0	80	31	55
2022	KCR	27/27	4-13	0	5.13	131.2	155	52	122
2023	KCR	9/9	3-4	0	4.64	52.1	50	16	34
Totals (3 yrs)		51/51	11-23	0	5.18	252.2	285	99	211



Javier Lopez pitched for 14 seasons for five different teams. He won World Series with the Giants (2010, 2012, 2014) and the Red Sox (2007).

RHP - BOB MALLOY - 1983-86

Year	Team	G/GS	W-L	SV	ERA	IP	H	BB	SO
1987	TEX	2/2	0-0	0	6.55	11.0	13	3	8
1990	MON	1/0	0-0	0	0.00	2.0	1	1	1
Totals (2 yrs)		3/2	0-0	0	5.54	13.0	14	4	9

OF - JAKE MCCARTHY - 2016-18

Year	Team	G	PA	AB	R	H	2B	3B	HR	RBI	AVG
2021	ARI	24	70	59	11	13	3	0	2	4	.220
2022	ARI	99	354	321	53	91	16	3	8	43	.283
2023	ARI	99	312	276	37	67	7	5	2	16	.243
Totals (3 yrs)		222	736	656	101	171	26	8	12	63	.261

OF JOE MCCARTHY - 2013-15

Year	Team	G	PA	AB	R	H	2B	3B	HR	RBI	AVG
2021	SFG	4	10	10	0	0	0	0	0	0	.000

IF - DOUG NEFF - 1912-14

Year	Team	G	PA	AB	R	H	2B	3B	HR	RBI	AVG
1914	WSH	3	2	2	0	0	0	0	0	0	.000
1915	WSH	30	70	60	1	10	1	0	0	4	.167
Totals (2 yrs)		33	72	62	1	10	1	0	0	4	.161

OF - JARRETT PARKER - 2008-10

Year	Team	G	PA	AB	R	H	2B	3B	HR	RBI	AVG
2015	SFG	21	54	49	11	17	2	0	6	14	.347
2016	SFG	63	151	127	22	30	3	1	5	14	.236
2017	SFG	51	177	166	14	41	12	2	4	23	.247
2019	LAA	5	15	12	1	0	0	0	0	0	.000
Totals (4 yrs)		40	397	354	48	88	17	3	15	51	.249

INF/DH - MARK REYNOLDS - 2002-04

Year	Team	G	PA	AB	R	H	2B	3B	HR	RBI	AVG
2007	ARI	11	414	366	62	102	20	4	17	62	.279
2008	ARI	152	613	539	87	129	28	3	28	97	.239
2009	ARI	155	662	578	98	150	30	1	44	102	.260
2010	ARI	145	596	499	79	99	17	2	32	85	.198
2011	BAL	155	620	534	84	118	27	1	37	86	.221
2012	BAL	135	538	457	65	101	26	0	23	69	.221
2013	CLE/NYY	135	504	445	55	98	14	0	21	67	.220
2014	MIL	130	433	378	47	74	9	0	22	45	.196
2015	STL	140	432	382	35	88	21	2	13	48	.230
2016	COL	118	441	393	61	111	24	0	14	53	.282
2017	COL	148	593	520	82	139	22	1	30	97	.267
2018	WSN	86	235	206	26	51	8	0	13	40	.248
2019	COL	78	162	135	13	23	7	0	4	20	.170
Totals (13 yrs)		1688	6243	5432	794	1283	253	14	298	871	.236

LHP - EPPA RIXEY - 1917-19

Year	Team	G/GS	W-L	SV	ERA	IP	H	BB	SO
1912	PHI	23/20	10-10	0	2.50	162.0	147	54	59
1913	PHI	35/19	9-5	2	3.12	155.2	148	56	75
1914	PHI	24/15	2-11	0	4.37	103.0	124	45	41
1915	PHI	29/22	11-12	1	2.39	176.2	163	64	88
1916	PHI	38/33	22-10	0	1.85	287.0	239	74	134
1917	PHI	39/36	16-21	1	2.27	281.1	249	67	121

1919	PHI	23/18	6-12	0	3.97	154.0	160	50	63
1920	PHI	41/34	11-12	2	3.48	284.1	288	69	109
1921	CIN	40/37	19-18	1	2.78	301.0	324	66	76
1922	CIN	40/38	25-13	0	3.53	313.1	337	45	80
1923	CIN	42/37	20-15	1	2.80	309.0	334	65	97
1924	CIN	35/29	15-14	1	2.76	238.1	219	47	57
1925	CIN	39/36	21-11	1	2.88	287.1			

FORMER CAVALIERS IN MAJOR LEAGUE BASEBALL

2021	ARI	145	545	498	68	133	27	4	11	49	.267
2022	ARI	75	277	245	24	54	9	0	9	33	.220
2023	ARI	69	228	191	26	36	5	0	7	30	.188
Totals (4 yrs)	301	1094	971	125	233	41	5	28	116	.253	

P - ANDY SOMMERVILLE

Year	Team	G/GS	W-L	SV	ERA	IP	H	BB	SO
1894	BRO	1/1	0-1	0	162.0	0.1	1	6	0

LHP - BENNETT SOUSA - 2015-18

Year	Team	G/GS	W-L	SV	ERA	IP	H	BB	SO
2022	CHW	25/0	3-0	1	8.41	20.1	25	10	12
2023	MIL/HOU	7/0	0-0	0	4.00	9.0	6	2	10
Totals (2 yrs)	32/0	3-0	1	7.06	29.1	31	12	32	

SS - HENRY LEE SPRATT

Year	Team	G	PA	AB	R	H	2B	3B	HR	RBI	AVG
1911	BSN	62	171	154	22	37	4	4	2	13	.240
1912	BSN	27	96	89	6	23	3	2	3	12	.258
Totals (2 yrs)	89	267	243	28	60	7	6	5	25	.247	

INF/OF - CHRIS TAYLOR - 2010-12

Year	Team	G	PA	AB	R	H	2B	3B	HR	RBI	AVG
2014	SEA	47	151	136	16	39	8	0	0	9	.287
2015	SEA	37	102	94	9	16	3	1	0	1	.170
2016	SEA/LAD	36	65	61	8	13	2	2	1	7	.213
2017	LAD	140	568	514	85	148	34	5	21	7	.288
2018	LAD	155	604	536	85	136	35	8	17	63	.254
2019	LAD	124	414	366	52	96	29	4	12	52	.262
2020	LAD	56	214	185	30	50	10	2	8	32	.270
2021	LAD	148	582	507	92	129	25	4	20	73	.254
2022	LAD	118	454	402	45	89	25	3	10	43	.221
2023	LAD	117	384	338	51	80	15	1	15	56	.237
Total (10 yrs)	978	3538	3139	473	796	186	30	104	408	.254	

****2021 National League All-Star****

INF - MATT THAISS - 2014-16

Year	Team	G	PA	AB	R	H	2B	3B	HR	RBI	AVG
2019	LAA	53	164	147	17	31	7	0	8	23	.211
2020	LAA	8	25	21	3	3	0	0	1	1	.143
2021	LAA	3	8	7	1	1	0	0	0	0	.143
2022	LAA	39	81	69	9	15	1	0	2	8	.217
2023	LAA	95	307	262	32	56	6	0	9	31	.214
Totals (5 yrs)	188	585	506	62	106	14	0	20	63	.209	

LHP - BRANDON WADDELL - 2013-15

Year	Team	G/GS	W-L	SV	ERA	IP	H	BB	SO
2020	PIT	2/0	0-0	0	2.70	3.1	2	2	2
2021	MIN/BAL/STL	9/0	0-1	0	6.75	9.1	14	9	7
Totals (2 yrs)	11/0	0-1	0	5.68	12.2	16	11	9	

1B - DAVE WILLS

Year	Team	G	PA	AB	R	H	2B	3B	HR	RBI	AVG
1899	LOU	24	96	94	15	21	3	1	0	12	.223

RHP - TYLER WILSON - 2008-11

Year	Team	G/GS	W-L	SV	ERA	IP	H	BB	SO
2015	BAL	9/5	2-2	0	3.50	36.0	39	11	13
2016	BAL	13/5	4-6	0	5.27	94.0	110	24	55
2017	BAL	9/1	2-2	0	7.04	15.1	22	4	9
Totals (3 yrs)	42/19	8-10	0	5.02	145.1	171	39	77	

INF - RYAN ZIMMERMAN - 2003-05

Year	Team	G	PA	AB	R	H	2B	3B	HR	RBI	AVG
2005	WSN	20	62	58	6	23	10	0	0	6	.397
2006	WSN	157	682	614	84	176	47	3	20	110	.287
2007	WSN	162	722	653	99	174	43	5	24	91	.266
2008	WSN	106	466	428	51	121	24	1	14	51	.283
2009	WSN	157	694	610	110	178	37	3	33	106	.292
2010	WSN	142	603	525	85	161	32	0	25	85	.307
2011	WSN	101	440	395	52	114	21	2	12	49	.289

2012	WSN	145	641	578	93	163	36	1	25	95	.282
2013	WSN	147	633	568	84	156	26	2	26	79	.275
2014	WSN	61	240	214	26	60	19	1	5	38	.280
2015	WSN	95	390	346	43	86	25	1	16	73	.249
2016	WSN	115	467	427	60	93	18	1	15	46	.218
2017	WSN	144	576	524	90	159	33	0	36	108	.303
2018	WSN	85	323	288	33	76	21	2	13	51	.264
2019	WSN	52	190	171	20	44	9	0	6	27	.257
2021	WSN	110	273	255	27	62	16	0	14	46	.243
Totals (16 yrs)	1799	7402	6654	963	1846	417	22	284	1061	.277	

WORLD SERIES CHAMPS!



Former Cavalier teammates Ryan Zimmerman and Sean Doolittle helped the Washington Nationals to their first World Series Title in 2019.

CAVALIERS IN THE FALL CLASSIC

Name	Team	Year(s)
Eppa Rixey	Phillies	1915
Ricky Horton	Cardinals, Dodgers	1985, 1987, 1988
Javier Lopez	Red Sox, Giants	2007, 2010, 2012, 2014
Brandon Guyer	Indians	2016
Derek Fisher	Astros	2017
Chris Taylor	Dodgers	2017-18, 2020
Sean Doolittle	Nationals	2019
Ryan Zimmerman	Nationals	2019
Jake McCarthy	Diamondbacks	2023
Pavin Smith	Diamondbacks	2023
Josh Sborz	Rangers	2023

BOLD indicates won World Series

MLB AWARDS

All-Stars

Sean Doolittle - 2014, 2018
Chris Taylor - 2021
Ryan Zimmerman - 2009, 2017

Roberto Clemente Award

Sean Doolittle (Nationals) *nominee

Gold Glove

Ryan Zimmerman - 2009

Silver Slugger

Ryan Zimmerman - 2009, 2010

NLCS MVP

Chris Taylor - 2017

MLB FUTURES GAME PARTICIPANTS

2006 - Joe Koshansky
2012 - Danny Hultzen
2017 - Derek Fisher
2022 - Andrew Abbott
2023 - Mike Vasil

CHRONOLOGICAL MLB DEBUTS

NAME	DEBUT	TEAM	YEARS AT UVA
1. Charlie Ferguson	5/1/1884	Phillies	n/a
2. Andy Sommerville	8/8/1894	Dodgers (BKLN)	n/a
3. Dave Wills	6/8/1899	Colonels (LOU)	n/a
4. Walter "Doc" Curley	9/12/1899	Cubs	n/a
5. Nick Carter	4/14/1908	Athletics (PHI)	n/a
6. Jack Dalton	6/20/1910	Dodgers (BKLN)	n/a
7. Henry Lee Spratt	4/13/11	Braves (BOS)	n/a
8. Eppa Rixey	6/21/1912	Phillies	1917-19
9. Doug Neff	6/26/1914	Senators	1912-14
10. Mul Holland	5/25/1926	Reds	1923-27
11. Bill Deitrick	9/27/1928	Phillies	1923-26
12. Orlin "Buck" Rogers	9/15/1935	Senators	1933-35
13. Bill Harman	6/17/1941	Phillies	1934-41
14. Mel Roach	7/31/1953	Braves	1952-53
15. Joe Hicks	9/18/1959	White Sox	1952-54
16. Mike Cabbage	4/7/1974	Rangers	1969-71
17. Ricky Horton	4/7/1984	Cardinals	1978-80
18. Bob Malloy	5/26/1987	Rangers	1983-86
19. Doug Johns	7/8/1995	Athletics	1987-90
20. Frank Lankford	3/31/1998	Dodgers	1990-93
21. Seth Greisinger	6/3/1998	Tigers	1994-96
22. Pat Daneker	7/2/1999	White Sox	1995-96
23. Brian Buchanan	5/19/2000	Twins	1992-94
24. Javier Lopez	4/1/2003	Rockies	1996-98
25. Ryan Zimmerman	9/1/2005	Nationals	2003-05
26. Mark Reynolds	5/16/2007	Dbacks	2002-04
27. Joe Koshansky	9/1/2007	Rockies	2001-04
28. Brandon Guyer	5/6/2011	Rays	2005-07
29. Michael Schwimer	8/21/2011	Phillies	2005-08
30. Sean Doolittle	6/5/2012	Athletics	2005-07
31. David Adams	5/15/2013	Yankees	2006-08
32. Phil Gosselin	8/16/2013	Braves	2008-10
33. Kyle Crockett	5/16/2014	Indians	2011-13
34. Chris Taylor	7/24/2014	Mariners	2010-12
35. Tyler Wilson	5/20/2015	Orioles	2009-11
36. Jarrett Parker	6/13/2015	Giants	2008-10
37. John Hicks	8/29/2015	Mariners	2009-11
38. Derek Fisher	6/14/2017	Astros	2012-14
39. Artie Lewicki	9/4/2017	Tigers	2011-14
40. Branden Kline	4/20/2019	Orioles	2010-12
41. Adam Haseley	6/4/2019	Phillies	2015-17
42. Josh Sborz	6/20/2019	Dodgers	2013-15
43. Matt Thaiss	7/3/2019	Angels	2014-16
44. Danny Hultzen	9/8/2019	Cubs	2009-11
45. Joe McCarthy	7/23/2020	Giants	2013-15
46. Brandon Waddell	8/14/2020	Pirates	2013-15
47. Pavin Smith	9/12/2020	Dbacks	2015-17
48. Tommy Doyle	9/23/2020	Rockies	2015-17
49. Alec Bettinger	5/2/2021	Brewers	2014-17
50. Daniel Lynch	5/3/2021	Royals	2016-18
51. Ernie Clement	6/13/2021	Indians	2015-17
52. Jake McCarthy	8/27/2021	Dbacks	2016-18
53. Bennett Sousa	4/8/2022	White Sox	2015-18
54. Andrew Abbott	6/5/2023	Reds	2018-21
55. Zack Gelof	7/14/2023	Athletics	2019-21

VIRGINIA BASEBALL HALL OF FAME

Established in the summer of 2017, The Virginia Baseball Hall of Fame inducted its inaugural 15-member class the following January at the program's annual Step Up to the Plate event at John Paul Jones Arena. Hall of Fame plaques are on permanent display at Disharoon Park on the right field line concourse.

In order to be considered for hall of fame induction, former student-athletes needed to be five years removed from exhaustion of college eligibility. Players and coaches were selected based on accolades earned as a player or coach while at Virginia, distinguishing careers in amateur or professional baseball and/or significant contributions through work or service made to the university.



Inaugural UVA Baseball Hall of Fame Class
Step Up to the Plate - Jan. 27 2018



Second UVA Baseball Hall of Fame Class
Step Up to the Plate - Jan. 26, 2019



Third UVA Baseball Hall of Fame Class
Hall of Fame Banquet - Jan. 18, 2020



Sixth UVA Baseball Hall of Fame Class
Step Up to the Plate - Jan. 21, 2023



Seventh UVA Baseball Hall of Fame Class
Hall of Fame Banquet - Jan. 20, 2024

VIRGINIA BASEBALL HALL OF FAME

VIRGINIA BASEBALL HALL OF FAME MEMBERS

Name	Position	Years at UVA	Inducted	Name	Position	Years at UVA	Inducted
Jon Benick	1B/UTL	1999-01	2024	Tim Burcham	SP	1983-85	2019
George Priftis	INF	1980-83	2024	Phil Gosselin	2B/OF	2008-10	2019
David Stone	OF	1999-02	2024	Brandon Guyer	OF	2005-07	2019
Ernie Clement	INF	2015-17	2023	John Hicks	C/1B	2009-11	2019
Kyle Crockett	LHP	2011-13	2023	Casey Lambert	RHP	2004-07	2019
Adam Haseley	OF/P	2015-17	2023	Steven Proscia	3B	2009-11	2019
Joe Hicks	OF	1951-53	2023	Mel Roach	2B	1952-53	2019
Pavin Smith	1B/OF	2015-17	2023	Brian Buchanan	OF	1992-94	2018
Connor Jones	P	2014-16	2022	Mike Cubbage	SS	1969-71	2018
Matt Thaiss	C/OF	2014-16	2022	Sean Doolittle	LHP/1B	2005-07	2018
Steve Bryant	OF	1968-70	2021	Seth Greisinger	RHP	1994-96	2018
Nathan Kirby	LHP	2013-15	2021	Danny Hultzen	LHP/1B	2009-11	2018
Branden Kline	RP/SP	2010-12	2021	Joe Koshansky	LHP/1B	2001-04	2018
Mike Papi	OF	2012-14	2021	Javier Lopez	LHP	1996-98	2018
Josh Sborz	RHP	2013-15	2021	Bill Narleski	SS	1984-87	2018
Brandon Waddell	SP	2013-15	2021	Mark Reynolds	SS	2002-04	2018
Kevin Arico	RP	2008-10	2020	Eppa Rixey	LHP	1912-14	2018
Tyler Cannon	SS	2007-10	2020	Jacob Thompson	RHP	2006-08	2018
Ryan Gilleland	2B	1995-98	2020	Jim West	Coach	1962-80	2018
Nick Howard	RHP/DH	2012-14	2020	Tyler Wilson	RHP	2008-11	2018
Jarrett Parker	OF	2008-10	2020	Dennis Womack	Coach	1981-03	2018
Chris Taylor	SS	2010-12	2020	Ryan Zimmerman	3B	2003-05	2018

KEVIN ARICO

2008-10

Pitcher

Induction Year: 2020



- ABCA, Collegiate Baseball & NCBWA First Team All-American in 2010 • 2010 First Team All-ACC
- Led the nation in saves in 2010 with 18, tied the ACC single season record
- Finalist for the 2010 NCBWA Stopper of the Year Award
- Set the school record and tied the ACC record for saves in a season with 18 in 2010
- His 29 career saves are the second most in UVA history

- Member of the 2009 College World Series team
- Student Assistant Coach for the 2015 National Championship Team
- Selected in the 10th round (307th overall) by the Cincinnati Reds in the 2010 MLB Draft

Year	ERA	W-L	G-GS	CG	SHO/CBO	SV	IP	H	R	ER	BB	K	BAA	WP	HBP	BK
2008	5.02	2-0	12-0	0	0/0	0	14.1	17	8	8	5	16	.298	0	1	0
2009	2.70	2-3	31-0	0	0/2	11	36.2	29	12	11	6	47	.218	2	0	0
2010	2.88	1-1	29-0	0	0/1	18	34.1	32	13	11	8	44	.241	0	3	1
TOTAL...	3.16	5-4	72-0	0	0/3	29	85.1	78	33	30	19	107	.241	2	4	1

JON BENICK

1999-2001

First Base/Utility

Induction Year: 2024



- Two-time All-ACC selection. Named to the First Team at first base in 2000 after collecting second team honors as a utility player in 1999.
- Ninth round pick (270th overall) of the San Diego Padres in the 2001 MLB Draft.
- Set the single-season record for hits (88) in a season in 1999.
- Hit 18 home runs in 2001, the second most in program history at the time and still stands as the third-most in a season ever.

- Left UVA ranked second in career home runs (35), second most career RBI (162) and fourth-most in total bases (372).
- Named to the 2000 ACC All-Tournament Team.

Year	Avg.	G-GS	AB	R	H	2B	3B	HR	RBI	TB	SLG%	BB	HP	K	GDP	OB%	SF	SH	SB-A	E	FLD%
1999	.384	55-55	229	38	88	16	1	10	54	136	.594	9	5	29	8	.416	2	0	4-9	14	.970
2000	.286	58-58	231	46	66	14	0	7	49	101	.437	26	3	26	9	.358	5	1	9-12	4	.991
2001	.297	55-52	209	37	62	14	0	18	57	130	.622	18	3	26	3	.358	2	2	4-4	9	.937
TOTAL	.323	168-165	669	121	216	44	1	35	160	367	.549	53	11	81	20	.377	9	3	17-25	27	.974

VIRGINIA BASEBALL HALL OF FAME

STEVE BRYANT

1968-70
Outfield
Induction Year: 2021



- Earned First Team All-ACC honors in 1970 after garnering Second Team honors in 1969
- Career batting average of .341, the highest ever upon graduating from UVA and currently ranks as the 10th-highest average in UVA history.
- First Cavalier to lead the ACC in batting average in 1970 (.383), only six have done it since 1964
- Led UVA in hits for three-straight seasons (1968-70), runs scored in 1968 & 1970 and home runs in 1969.

• Recipient of ACC Award of Excellence in athletics and academics

Year	Avg.	G-GS	AB	R	H	2B	3B	HR	RBI	TB	SLG%	BB	HP	K	GDP	OB%	SF	SH	SB-A	E	FLD%
1968	.324	30-0	105	17	34	2	1	0	6	38	.362	8	2	13	0	.383	0	1	2-2	4	.950
1969	.319	33-0	116	17	37	5	6	2	16	60	.517	13	1	8	0	.392	0	0	4-4	1	.986
1970	.383	33-0	107	24	41	7	2	3	28	61	.570	20	2	9	0	.488	0	3	8-8	1	.983
TOTAL	.341	96-0	328	58	112	14	9	5	50	159	.485	41	5	30	0	.422	0	4	14-14	6	.971

BRIAN BUCHANAN

1992-94
First Baseman/Outfield
Induction Year: 2018



- 1994 First Team All-American by Baseball America
- 1994 Second Team All-American by Collegiate Baseball
- 1994 First Team All-ACC outfielder
- Named to the ACC's 50th Anniversary Team in 2002
- Established single season school records in home runs (22), RBIs (66), total bases (165), and slugging pct. (.838) in junior campaign

- His .838 slugging percentage in 1994 was the highest in the ACC
- Led the team in hits, home runs and RBIs in 1993 & 1994
- Selected in the first round (24th overall) in the 1994 MLB Draft by the New York Yankees
- The first UVA player to go in the first round
- Made Major League debut with the Minnesota Twins on May 19, 2000
- Played five years in MLB with the Twins, Padres and Mets

Year	Avg.	G-GS	AB	R	H	2B	3B	HR	RBI	TB	SLG%	BB	HP	K	GDP	OB%	SF	SH	SB-A	E	FLD%
1992	.287	47-45	164	25	47	10	4	2	17	71	.433	12	2	51	0	.343	0	0	9-11	4	.991
1993	.322	51-51	202	37	65	14	6	6	37	109	.540	14	8	47	3	.383	3	0	12-19	10	.981
1994	.396	54-54	197	57	78	15	3	22	66	165	.838	21	6	33	3	.465	2	1	11-15	4	.981
TOTAL	.337	152-150	563	119	190	39	13	30	120	345	.613	47	16	131	6	.401	5	1	32-45	18	.985

TIM BURCHAM

1983-85
Pitcher
Induction Year: 2019



- UVA's First All-American, a second team selection in 1985
- Set the UVA postseason record for strikeouts in a game with 12 against Florida in the 1985 regional
- Selected in the sixth round (147th overall) by the Angels in the 1985 MLB Draft
- Upon graduation, held UVA's career records for strikeouts (272), wins (21) innings pitched (247) and complete games (11). Also held single-season

- records for wins (11), innings pitched (117), strikeouts (146)
- His 20 complete games in three seasons are the most in program history
- Struck out 146 batters and went 11-2 with a 1.77 ERA in 117 innings pitched on 1985 ACC Championship Team
- His 146 strikeouts in 1985 were the most in a single season for 25 years until surpassed in 2011
- Spent nine seasons in minor league baseball accumulating a record of 72-59 with a 4.55 ERA

Year	ERA	W-L	G-GS	CG	SHO/CBO	SV	IP	H	R	ER	BB	K	BAA	WP	HBP	BK
1983	7.82	3-3	12-7	1	0/0	0	48.1	61	53	42	44	39	.313	3	3	0
1984	2.53	7-3	11-11	8	0/0	0	81.2	54	28	23	35	87	.181	3	5	0
1985	1.77	11-2	15-13	11	2/0	0	117.0	88	39	23	52	146	.202	9	3	1
TOTAL...	3.21	21-8	23-18	20	2/0	0	247.0	203	120	88	131	272	.219	15	11	1

TYLER CANNON

2007-10
Shortstop
Induction Year: 2020



- 2009 First Team All-ACC
- 2010 Second Team All-ACC
- Program's all-time leader in games played (244), at bats (910) and doubles (62)
- Ranks second all-time in career hits (276), third all-time in runs (185) and triples (12), fifth in total bases (380), eighth in stolen bases (49)
- Holds single game record for runs in a game (5 at Wake Forest on March 6, 2009)
- Named to the 2009 All-College World Series

- Team after going 6-for-10 with a .733 on base percentage
- Drafted in in the 41st round of the 2009 MLB Draft (1,225 overall) by the Pittsburgh Pirates but returned to school
- Drafted in the 12th round (360th overall) in the 2010 MLB Draft by the Cleveland Indians
- Student Assistant Coach on the 2014 College World Series Team

Year	Avg.	G-GS	AB	R	H	2B	3B	HR	RBI	TB	SLG%	BB	HP	K	GDP	OB%	SF	SH	SB-A	E	FLD%
2007	.279	60-56	226	42	63	10	2	1	32	80	.354	20	7	46	7	.350	4	7	8-12	15	.938
2008	.252	61-61	226	41	57	14	2	1	32	78	.345	23	4	45	4	.324	6	9	14-17	6	.970
2009	.351	64-62	231	53	81	19	5	1	38	113	.489	35	8	41	3	.444	5	1	17-19	17	.932
2010	.330	59-59	227	49	75	19	3	3	38	109	.480	29	2	41	5	.408	2	4	10-15	7	.966
TOTAL	.303	244-238	910	185	276	62	12	6	140	380	.418	107	21	173	19	.383	17	21	49-63	45	.950

VIRGINIA BASEBALL HALL OF FAME

ERNIE CLEMENT

2015-17

Infielder

Induction Year: 2023



- Member of the 2015 National Championship Team.
- Earned Third Team All-ACC honors as a second baseman in 2016 and a shortstop in 2017.
- Sent UVA to the College World Series with a walk-off, two-run single in the 2015 Super Regionals against Maryland.
- Recorded the go-ahead hit in three of UVA's 10 NCAA Tournament wins in 2015.
- One of five Cavaliers named to the 2015 College World Series All-Tournament Team.

- Collected 92 hits during the 2016 season, third-most in the ACC and third-most in a single season by a UVA hitter.
- Batted .351 as a sophomore and scored 62 runs, the third most in the ACC and fifth most ever by a Cavalier.
- Struck out 31 times in 745 career at bats and was statistically the toughest batter to strikeout in the nation as a junior in 2017.
- Drafted in the fourth round (132nd overall) by the Cleveland Indians in the 2017 MLB Draft. Made his MLB debut with the Indians on June 13, 2021.

Year	Avg.	G-GS	AB	R	H	2B	3B	HR	RBI	TB	SLG%	BB	HP	K	GDP	OB%	SF	SH	SB-A	E	FLD%
2015	.245	62-61	229	25	56	6	3	1	22	71	.310	9	11	12	1	.303	2	9	3-11	5	.979
2016	.351	60-60	262	62	92	13	4	1	30	116	.443	13	3	12	1	.383	4	14	6-10	6	.976
2017	.315	58-58	254	56	80	5	1	2	34	93	.366	13	3	7	5	.345	8	7	14-16	16	.939
TOTAL	.306	180-179	745	143	228	24	8	4	86	280	.376	35	17	31	7	.345	14	30	23-37	27	.964

KYLE CROCKETT

2011-13

Pitcher

Induction Year: 2023



- 2013 NCBWA Third Team All-American.
- First Team All-ACC as a reliever in 2013.
- Named the Most Outstanding Player of the 2013 Charlottesville Regional after saving two of the three Cavalier wins.
- Ranked fifth in appearances (88) and 10th saves (12) in program history.
- Member of the 2011 College World Series team
- His 12 saves in 2013 were the fifth most ever by a Cavalier.

- Finished his career with a 1.98 ERA, second lowest in UVA history and was 12-3 (.800) over the course of his career.
- Drafted in the fourth round (111th overall) by the Cleveland Indians in the 2013 MLB Draft.
- First player from the 2013 MLB Draft class to reach the big leagues.

Year	ERA	W-L	G-GS	CG	SHO/CBO	SV	IP	H	R	ER	BB	K	BAA	WP	HBP	BK
2011	1.97	3-0	27-1	0	0/3	0	32.0	27	9	7	9	32	.233	0	2	0
2012	2.25	5-2	32-2	0	0/2	0	60.0	44	22	15	12	57	.204	2	8	0
2013	1.70	4-1	29-0	0	0/4	12	58.1	42	13	11	7	71	.199	3	3	0
TOTAL	1.98	12-3	88-3	0	0/9	12	150.1	113	44	33	28	160	.208	5	13	0

MIKE CUBBAGE

1969-71

Shortstop

Induction Year: 2018



- 1970 Second Team All-ACC
- 1971 First Team All-ACC
- Team's leader in RBIs in 1969 & 1970
- Led team in home runs and hits in 1970 and 1971 respectively
- Selected in the First Round (25th overall) of the 1971 MLB Draft by the Washington Senators
- Was highest UVA draft pick for 23 years
- First player to be awarded a baseball scholarship
- Eight-year MLB career with Rangers, Twins and

Mets

- After retirement, spent 30+ years in professional baseball as a manager, coach and scout


Year	Avg.	G-GS	AB	R	H	2B	3B	HR	RBI	TB	SLG%	BB	HP	K	GDP	OB%	SF	SH	SB-A	E	FLD%
1969	.230	33-0	113	14	26	3	2	2	21	39	.345	17	2	22	0	.341	0	3	6	6	.953
1970	.339	33-0	115	24	39	8	0	6	29	65	.565	11	2	11	0	.406	0	4	8	12	.915
1971	.294	29-0	109	25	32	7	3	2	27	51	.468	22	0	15	0	.403	3	0	4-5	11	.934
TOTAL	.288	95-0	337	63	97	18	5	10	77	155	.460	50	4	48	0	.383	3	7	18-19	29	.933

SEAN DOOLITTLE

2005-07

Pitcher/First Baseman

Induction Year: 2018



- Three-time All-American
- 2006 ABCA, Baseball America, NCBWA, Collegiate Baseball and College Baseball Insider Second Team All-American
- 2007 Collegiate Baseball Third Team All-American
- 2007 Rivals.com Second Team All-American
- 2005 Baseball America and Collegiate Baseball Freshman All-American
- 2006 ACC Player of the Year
- Three-time All-ACC selection as a utility player

- 2006 & 2007 First Team All-ACC
- 2005 Second Team All-ACC
- 2005 All-ACC Tournament team
- 2006 NCAA Regional All-Tournament team
- Member of 2005 & 2006 USA Baseball FISU World Championship teams
- Left UVA as the career leader in RBIs (167) and wins (22)
- Established the single season school record in walks with 54 in 2006
- Selected 41st overall by the Oakland Athletics in 2007 MLB Draft
- Made major league debut on June 5, 2012
- First UVA pitcher to appear in the MLB All-Star Game (2014)
- Member of the 2019 Washington National World Series Championship team

HITTING

Year	Avg.	G-GS	AB	R	H	2B	3B	HR	RBI	TB	SLG%	BB	HP	K	GDP	OB%	SF	SH	SB-A	E	FLD%
2005	.313	60-59	224	36	70	12	1	11	57	117	.522	25	5	28	5	.391	2	0	7-11	5	.988
2006	.324	62-62	216	49	70	15	1	4	57	99	.458	54	5	28	13	.454	9	9	2-5	8	.981
2007	.301	59-59	226	41	68	14	1	7	53	105	.465	46	4	21	5	.420	5	3	5-9	3	.993
TOTAL	.312	181-180	666	126	208	41	3	22	167	321	.482	125	14	77	23	.423	16	12	14-25	16	.987

PITCHING


Year	ERA	W-L	G-GS	CG	SHO/CBO	SV	IP	H	R	ER	BB	K	BAA	WP	HBP	BK
2005	1.64	3-2	22-1	0	0/2	2	49.1	31	10	9	16	66	.186	0	0	0
2006	2.38	11-2	18-15	0	0/1	1	90.2	64	29	24	21	108	.193	2	4	1
2007	2.40	8-3	16-14	0	0/3	0	82.1	76	28	22	21	69	.250	4	5	0
TOTAL	2.23	22-7	56-30	0	0/6	3	222.1	171	67	55	58	243	.213	6	9	1

RYAN GILLELAND

1995-98

Second Base

Induction Year: 2020



- Graduated as the program's all-time leader in games played (221), at bats (865) and RBI (166)
- Fifth all-time in career hits with 262 (graduated with the third most)
- Hit 27 career home runs, fifth-most at time of upon graduation
- One of three Cavaliers ever to accumulate 400 career total bases
- A Second Team All-ECAC selection at second base in 1997

- Set the school record for doubles in a season with 19 in 1997
- Member of the 1996 ACC Championship team
- 1995 Collegiate Baseball Newspaper Honorable Mention Freshman All-American

Year	Avg.	G-GS	AB	R	H	2B	3B	HR	RBI	TB	SLG%	BB	HP	K	GDP	OB%	SF	SH	SB-A	E	FLD%
1995	.297	53-53	192	25	57	9	0	2	28	72	.375	14	2	19	7	.343	5	0	10-13	11	.943
1996	.283	60-60	230	38	65	10	2	8	43	103	.448	13	0	19	5	.311	8	0	10-14	6	.980
1997	.335	53-53	218	44	73	19	2	8	52	120	.550	10	3	21	9	.363	6	0	9-11	8	.979
1998	.298	55-55	225	40	67	11	0	9	43	105	.467	12	2	18	4	.335	3	0	4-5	12	.964
TOTAL	.303	221-221	865	147	262	49	4	27	166	400	.462	49	7	77	25	.337	22	0	33-43	37	.969

VIRGINIA BASEBALL HALL OF FAME

SETH GREISINGER

1994-96

Pitcher

Induction Year: 2018



- 1996 ABCA, Baseball America and Collegiate Baseball First Team All-American
- 1996 Second Team All-ACC selection
- Led the nation with 1.76 ERA in 1996
- 1996 ACC Tournament MVP
- Named ACC 50th Anniversary Team in 2002
- Established single-season school records for wins (12) and innings pitched (123) in 1996
- Left UVA as the program's career leader in wins (21) innings pitched (282.1), and strikeouts (290)

- Led the Cavaliers in innings pitched, wins and strikeouts in 1995 and 1996
- Struck out 16 batters over eight innings in a shutout victory against North Carolina on March 23, 1996
- Bronze medalist on the 1996 Olympic team
- Drafted in the first round (6th overall) by the Detroit Tigers in the 1996
- Was UVA's highest draft pick at the time
- MLB career spanned eight seasons with Tigers, Twins and Braves

Year	ERA	W-L	G-GS	CG	SHO/CBO	SV	IP	H	R	ER	BB	K	BAA	WP	HBP	BK
1994	4.82	3-5	11-11	1	0/0	0	61.2	66	40	33	22	54	.268	8	8	2
1995	4.70	6-7	14-13	7	0/0	0	97.2	110	66	51	34	94	.277	9	10	0
1996	1.76	12-2	16-16	6	2/2	0	123.0	78	30	24	36	141	.179	10	5	1
TOTAL	3.44	21-14	41-40	14	2/2	0	282.1	254	136	108	92	289	.235	27	23	3

PHIL GOSSELIN

2008-10

Second Baseman/Outfielder

Induction Year: 2019



- 2010 Collegiate Baseball and NCBWA Third Team All-American
- 2009 Irvine Regional All-Tournament Team; 2010 Charlottesville Regional All-Tournament Team
- 2009 ACC All-Academic Team honoree
- Two-Time First Team All-ACC selection (2009 & 2010)
- Member of UVA's first College World Series team as a sophomore in 2009
- Set the program's single season hits record and

led the ACC with 100 in 2010. Had 50 hits in first 33 games in the record-breaking season

- In 2010 he batted .382 with team-highs in runs (67), hits (100), doubles (22), home runs (11) and total bases (163).
- Established the program's single-game record for walks with five against James Madison on March 17, 2010
- Selected in the 5th round (164th overall) of the 2010 MLB Draft by the Atlanta Braves: made MLB debut in 2013 with Braves

Year	Avg.	G-GS	AB	R	H	2B	3B	HR	RBI	TB	SLG%	BB	HP	K	GDP	OB%	SF	SH	SB-A	E	FLD%
2008	.305	40-38	141	21	43	10	1	2	20	61	.433	14	6	31	2	.391	0	1	6-8	7	.854
2009	.310	65-65	255	54	79	18	3	6	64	121	.475	37	6	43	3	.400	7	3	24-27	2	.988
2010	.382	64-64	262	67	100	22	4	11	61	163	.622	39	4	45	3	.460	6	2	18-22	0	1.000
TOTAL	.337	169-167	658	142	222	50	8	19	145	345	.524	90	16	119	8	.422	13	6	48-57	9	.977

BRANDON GUYER

2005-07

Outfielder

Induction Year: 2019



- 2007 First Team All-ACC
- His .370 batting average in 2007 was the ninth highest in the ACC
- Set school career record for doubles (53)
- Had nine RBI vs. Niagara on March 13, 2007, second highest single-game total in program history
- Put together a 26-game hit streak during the 2007 season
- 2006 Charlottesville Regional All-Tournament Team

Team

- Drafted in the fifth round (157th overall) by the Chicago Cubs in the 2007 MLB Draft

- 2007 First Team All-ACC
- His .370 batting average in 2007 was the ninth highest in the ACC
- Set school career record for doubles (53)
- Had nine RBI vs. Niagara on March 13, 2007, second highest single-game total in program history
- Put together a 26-game hit streak during the 2007 season
- 2006 Charlottesville Regional All-Tournament Team
- Made his MLB debut with the Tampa Bay Rays on May 6, 2011
- Played in the 2016 World Series with the Cleveland Indians

Year	Avg.	G-GS	AB	R	H	2B	3B	HR	RBI	TB	SLG%	BB	HP	K	GDP	OB%	SF	SH	SB-A	E	FLD%
2005	.282	55-55	202	42	57	15	2	4	30	88	.436	8	11	35	5	.339	3	0	10-13	4	.951
2006	.336	59-59	238	53	80	19	4	7	57	128	.538	13	7	30	1	.383	3	4	17-21	2	.973
2007	.370	58-57	227	51	84	19	0	8	50	127	.559	19	10	27	3	.440	1	3	18-19	1	.991
TOTAL	.331	172-171	667	146	221	53	6	19	137	343	.514	40	28	92	9	.389	7	7	45-53	7	.973

ADAM HASELEY

2015-17

Outfield/Pitcher

Induction Year: 2023



- Fifth UVA player ever to earn All-America honors in at least two seasons (2016 & 2017).
- Third player in program history to be a finalist for the Golden Spikes Award.
- Finalist for the 2017 John Olerud Two-Way Player of the Year Award.
- Part of the 2015 National Championship Team, starting all 68 games as a true freshman including five on the mound.
- Named to 2015 Lake Elsinore and 2016 Charlottesville Regional All-Tournament Teams.

- Became only the second player in CWS history and first since 1958 to start on the mound and lead off. Pitched five innings in a combined shutout over Vanderbilt in the contest.
- Scored the winning run of game three of the College World Series Final after reaching base four times.
- First Team All-ACC honors in 2017 as an outfielder and was included on 2015 ACC All-Freshman Team.
- Scored 185 career runs as a Cavalier, the third most in program history.
- Finished his UVA career ranked in the top-10 in UVA history in runs, triples, walks, total bases and at bats.
- Batted .390 with 14 home runs and 56 RBI, leading the ACC in batting average and on-base percentage.
- Reached base safely in 57 and 58 games in 2017, including 40-straight to end the season.
- Went 18-5 with a 2.51 ERA in 172 career innings on the mound.
- Led the staff and was second in the ACC with a 1.73 ERA and opponent batting average (.194) as a sophomore in 2016. Also collected nine wins, eighth most in the conference.
- Selected in the first round (eighth overall) by the Philadelphia Phillies in the 2017 MLB Draft and made his debut with the club on June 4, 2019.

HITTING

Year	Avg.	G-GS	AB	R	H	2B	3B	HR	RBI	TB	SLG%	BB	HP	K	GDP	OB%	SF	SH	SB-A	E	FLD%
2015	.250	68-68	276	56	69	11	3	1	19	89	.322	39	7	53	6	.355	2	5	5-6	4	.967
2016	.304	60-60	247	61	75	19	6	6	37	124	.502	28	3	29	2	.377	3	4	3-4	3	.976
2017	.390	58-58	223	68	87	16	1	14	56	147	.659	44	1	21	5	.491	1	1	10-14	2	.984
TOTAL	.310	186-186	746	185	231	46	10	21	112	360	.483	111	11	103	13	.404	6	10	18-24	9	.976

PITCHING

Year	ERA	W-L	G-GS	CG	SHO/CBO	SV	IP	H	R	ER	BB	K	BAA	WP	HBP	BK
2015	2.20	2-1	11-5	0	0/1	1	28.2	28	8	7	11	17	.262	1	0	0
2016	1.73	9-3	13-13	1	0/0	0	78.0	54	25	15	21	48	.194	2	3	0
2017	3.58	7-1	11-11	0	0/0	0	65.1	58	30	26	18	53	.240	1	6	0
TOTAL...	2.51	18-5	35	29	1	0/1	172.0	140	63	48	50	118	.241	4	20	705
	.223	4	9	0	6	12										

VIRGINIA BASEBALL HALL OF FAME

JOE HICKS

1951-53
Outfield
Induction Year: 2023



- Member of UVA's 1951 and 1953 Virginia Big Six Championship teams.
- UVA's 1951 team was invited to play in the NCAA Tournament.
- Led the Cavaliers in batting with a .385 average in 1951 and also earned two wins on the mound in 27.2 innings pitched.
- Played five seasons in the MLB with Chicago White Sox (1959-60), Washington Senators (1961-62) and New York Mets (1963).

- Professional baseball career spanned 11 seasons and was put on pause in 1956 and 1957 for military service in Germany.
- Became the 15th Cavalier to reach the big leagues, debuting with the Chicago White Sox on September 18, 1959.
- Hit his first major league home run off of future Hall of Famer Jim Bunning at Griffith Stadium in 1961.

Year	Avg.	G	AB	R	H	2B	3B	HR	RBI	TB	SLG%	BB	HP	K	GDP	OB%	SF	SH	SB	E	FLD%	
1951	.382	--	34	7	13	2	2	1	10	22	.647	--	--	--	--	--	--	--	--	--	--	--
1952	.171	--	82	8	14	2	1	1	8	21	.256	2	--	5	--	--	--	1	1	--	--	--
1953	.321	20	78	18	25	3	1	2	17	30	.462	--	--	--	--	--	--	--	--	--	--	--
TOTAL			194	33	42	7	4	4	35	73	.356	--	--	--	--	--	--	--	--	--	--	--

PITCHING

Year	ERA	W-L	G-GS	CG	SHO/CBO	SV	IP	H	R	ER	BB	K	BAA	WP	HBP	BK
1951	7.24	--	--	--	--	--	27.1	36	22	22	9	10	--	--	--	--
1952	2.35	0-1	2-2	0	--	0	7.2	9	6	2	5	3	--	--	--	--
1953	--	0-1	1-1	--	--	--	3.2	5	--	--	4	0	--	--	--	--
TOTAL																

JOHN HICKS

2009-11
Catcher/First Baseman
Induction Year: 2019



- 2011 ABCA and Collegiate Baseball Third Team All-American
- First Virginia catcher to earn All-America honors
- 2011 First Team All-ACC
- Semifinalist for the 2011 Johnny Bench Award
- Played on 2009 & 2011 College World Series teams
- Third all-time in career doubles (54), seventh all-time in career at bats (775), ninth all-time in runs scored and hits (245), tied for 6th all-time in total bases (379)

- His 92 hits in 2011 led the ACC and are tied for the third most in a single season in UVA history
- Holds the program's postseason record for runs in the game (4 vs. VCU in 2010 regional)
- Drafted in the fourth round (123rd overall) by the Seattle Mariners in the 2011 MLB Draft
- Made his MLB debut on August 29, 2015 with the Mariners

Year	Avg.	G-GS	AB	R	H	2B	3B	HR	RBI	TB	SLG%	BB	HP	K	GDP	OB%	SF	SH	SB-A	E	FLD%
2009	.307	64-59	254	51	78	13	3	8	39	121	.476	10	5	40	3	.339	5	1	6-11	6	.985
2010	.307	63-63	244	59	75	20	0	8	48	119	.488	16	6	29	5	.361	3	2	9-10	8	.985
2011	.332	68-68	277	52	92	21	1	8	59	139	.502	18	5	19	9	.373	8	0	5-9	6	.991
TOTAL	.316	195-190	775	162	245	54	4	24	146	379	.489	44	16	88	17	.358	16	3	20-30	20	.987

NICK HOWARD

2012-14
Pitcher/Utility
Induction Year: 2020



- 2014 ABCA and Perfect Game Second Team All-American (RP)
- 2014 Collegiate Baseball Third Team All-American
- Two-time First Team All-ACC selections (2013 & 2014) as a utility player
- 2014 ACC All-Tournament Team and 2013 Charlottesville Regional All-Tournament Team
- Opponents batted .143 off him in the NCAA postseason, the lowest of any pitcher in program history

- Selected by the Cincinnati Reds in the first round (19th overall) in the 2014 MLB Draft
- Set ACC and UVA single season record for saves with 20 in 2014
- Ranks fourth all-time in school history with 20 career saves
- Member of the 2014 College World Series Team
- Went 5-for-5 with 3 RBI against Richmond on April 23, 2013 matching a school single-game record for hits

HITTING

Year	Avg.	G-GS	AB	R	H	2B	3B	HR	RBI	TB	SLG%	BB	HP	K	GDP	OB%	SF	SH	SB-A	E	FLD%
2012	.346	26-11	52	11	18	1	1	0	6	21	.404	8	1	13	1	.435	1	0	1-2	2	.913
2013	.323	50-50	198	37	64	12	2	3	38	89	.449	8	1	31	3	.344	5	4	2-3	17	.887
2014	.261	43-41	153	20	40	6	1	1	20	51	.333	11	2	25	2	.314	3	7	1-1	1	.993
TOTAL	.303	119-102	403	68	122	19	4	4	64	161	.400	27	4	69	6	.345	9	11	4-6	20	.938

PITCHING

Year	ERA	W-L	G-GS	CG	SHO/CBO	SV	IP	H	R	ER	BB	K	BAA	WP	HBP	BK	
2012	2.81	3-0	19-0	0	0/0	0	0/0	41.2	34	15	13	12	37	.222	3	2	0
2013	3.38	6-4	13-12	0	0/0	0	61.1	67	31	23	15	52	.277	2	4	0	
2014	1.91	2-2	31-0	0	0/3	20	37.2	23	9	8	14	60	.177	4	0	0	
TOTAL	2.82	11-6	63-12	0	0/3	20	140.2	124	55	44	41	149	.236	9	6	0	

DANNY HULTZEN

2009-11
Pitcher
Induction Year: 2018



- Consensus First Team All-American in 2011
- Unanimous First Team Freshman All-American in 2009
- ACC's first two-time Pitcher of the Year (2010 & 2011)
- 2011 John Olerud Two-Way Player of the Year
- Became first Cavalier to earn ACC Freshman of the Year honors in 2009
- Three-time First Team All-ACC selection (2009-11)
- Finalist for the 2011 Golden Spikes Award

- 2011 Capital One First Team Academic All-American
- Three-time ACC All-Academic team honoree (2009-11)
- ACC All-Tournament Team (2009)
- 2011 NCAA Regional Most Outstanding Player
- 2009 NCAA Regional All-Tournament Team
- Led the ACC in strikeouts in 2010 and 2011
- Set the single season school record for wins (12) and strikeouts (165)
- Finished career as UVA's leader in career strikeouts (395) and wins (32)
- Member of two College World Series teams (2009 & 2011)
- Drafted in the first round (second overall) by the Seattle Mariners in the 2011 MLB Draft, UVA's highest draft pick and made his MLB debut on Sept. 8, 2019 with the Chicago Cubs

HITTING

Year	Avg.	G-GS	AB	R	H	2B	3B	HR	RBI	TB	SLG%	BB	HP	K	GDP	OB%	SF	SH	SB-A	E	FLD%
2009	.327	56-54	199	40	65	8	1	3	37	84	.422	29	0	35	4	.410	1	3	9-9	2	.993
2010	.281	25-15	57	16	16	9	0	0	10	25	.439	10	0	9	3	.388	0	1	3-3	2	.972
2011	.309	43-39	136	18	42	11	2	1	35	60	.441	18	3	12	0	.396	2	6	6-7	0	1.000
TOTAL	.314	124-108	392	74	123	28	3	4	82	169	.431	57	3	56	7	.402	3	10	18-19	4	.990


PITCHING

Year	ERA	W-L	G-GS	CG	SHO/CBO	SV	IP	H	R	ER	BB	K	BAA	WP	HBP	BK
2009	2.17	9-1	17-16	0	0/2	0	95.1	88	33	23	28	107	.250	2	8	0
2010	2.78	11-1	16-16	1	0/2	0	106.2	75	37	33	24	123	.193	6	5	0
2011	1.37	12-3	18-18	0	0/5	0	118.0	76	26	18	23	165	.184	5	9	1
TOTAL	2.08	32-5	51-50	1	0/9	0	320.0	239	96	74	75	395	.207	13	22	1

VIRGINIA BASEBALL HALL OF FAME

CONNOR JONES

2014-16
Pitcher
Induction Year: 2022



- A consensus All-American in 2016. Named a First Team All-American by the ABCA, NCBWA and Perfect Game. Listed on the second team by Baseball America, Collegiate Baseball Newspaper and D1Baseball.
- Played on two College World Series teams (2014 & 2015) and was a frontline starter on UVA's National Championship team in 2015.
- Went 22-5 with a career ERA of 2.86 and 225 strikeouts.

• Garnered First Team All-ACC and First Team All-Atlantic Region honors in 2016.

• As a junior, went 11-1 with a 2.34 ERA and 72 strikeouts in 15 starts.

His 11 wins are the second most in a single season by a UVA pitcher.

• Upon graduation, ranked in the top 10 in UVA history in career wins (22 – 4th), innings pitched (274 – 8th) and winning percentage (.815 – 9th)

• His sophomore season in 2015 went 7-3 in 18 starts and led the ACC in innings pitched with 115.2 (4th most in school history). Struck out a career-high 113 batters, the third most in the ACC and seventh most ever in a single season in program history.

• Selected in the second round (70th overall) by the St. Louis Cardinals in the 2016 MLB Draft

Year	ERA	W-L	G-GS	CG	SHO/CBO	SV	IP	H	R	ER	BB	K	BAA	WP	HBP	BK
2014	3.13	4-1	25-1	0	0/1	1	54.2	42	19	19	23	40	.225	2	2	1
2015	3.19	7-3	18-18	0	0/0	0	115.2	94	50	41	52	113	.226	8	8	1
2016	2.34	11-1	15-15	3	1/2	0	103.2	85	37	27	38	72	.225	9	5	2
TOTAL	2.86	22-5	58-34	3	1/3	1	274.0	221	106	87	113	225	.225	19	15	4

NATHAN KIRBY

2013-15
Pitcher
Induction Year: 2021



- Pitched in two College World Series and was a member of the 2015 National Championship Team
- Named a 2014 First-Team All-American by ABCA, Baseball America, Louisville Slugger; selected to NCBWA's Second-Team All-America squad
- 2014 ACC Co-Pitcher of the Year
- Semifinalist for the 2014 Golden Spikes Award
- Two-time First Team All-ACC selection
- Tossed the program's fifth no-hitter, striking out 18 batters in nine innings against Pittsburgh on

April 4, 2014. The 18 strikeouts were the second most ever in a single game by a Cavalier pitcher.

• Struck out the final batter of the game and was credited with his first career save in game three of the 2015 College World Series Final against Vanderbilt, clinching UVA's first National Championship

• Selected 40th overall (Competitive Balance Round A) by the Milwaukee Brewers in the 2015 MLB Draft

• Combined for a one-hitter (7.0 IP) against Ole Miss in the 2014 College World Series, the first in the CWS since 1983

Year	ERA	W-L	G-GS	CG	SHO/CBO	SV	IP	H	R	ER	BB	K	BAA	WP	HBP	BK
2013	6.06	4-1	24-2	0	0/1	0	32.2	43	26	22	13	37	.316	4	3	0
2014	2.06	9-3	18-18	1	1/2	0	113.1	68	34	26	33	112	.175	11	4	0
2015	2.53	5-3	12-11	0	0/0	1	64.0	55	21	18	32	81	.236	5	1	0
TOTAL	2.83	18-7	54-31	1	1/3	1	210.0	166	81	66	78	230	.219	20	8	0

BRANDEN KLINE

2010-12
Pitcher
Induction Year: 2021



- 2011 ABCA, Collegiate Baseball & Perfect Game, NCBWA Second Team All-American
- 2011 First Team All-ACC as a reliever & 2012 Second All-ACC as a starter
- 2011 Charlottesville Regional All-Tournament Team
- Member of the 2011 USA Baseball Collegiate National Team
- Two-time ACC All-Academic Team selection (2010 & 2012)

• Tied the ACC and set the UVA single season saves record with 18 in 2011 (since been eclipsed)

• 21 career saves rank in the top 15 in ACC history and third most in UVA history

• Selected in the second round (65th overall) in the 2012 MLB Draft by the Baltimore Orioles

Year	ERA	W-L	G-GS	CG	SHO/CBO	SV	IP	H	R	ER	BB	K	BAA	WP	HBP	BK
2010	3.62	5-1	22-8	0	0/0	3	64.2	54	30	26	20	56	.226	0	3	1
2011	1.88	4-1	32-0	0	0/3	18	43.0	30	12	9	22	56	.207	5	5	0
2012	3.56	7-3	16-15	1	0/0	0	93.2	85	51	37	43	94	.241	7	8	1
TOTAL	3.22	16-5	70-23	1	0/3	21	201.1	169	93	72	85	206	.230	12	16	2

JOE KOSHANSKY

2001-04
Pitcher/First Baseman
Induction Year: 2018



- A Second Team All-American by Collegiate Baseball and Third Team All-American by Baseball America in 2004
- UVA's first-ever ACC Player of the Year (2004)
- Two-time First Team All-ACC selection (2003 & 2004)
- Represented Cavaliers on 2003 ACC All-Tournament Team
- Listed on the 2004 NCAA Regional All-Tournament Team
- Set single-season school record for RBIs with 67

in 2004

• Only player in school history to lead the team in wins (7) and home runs (9) in the same season (2003)

• Matched program career records with 21 victories and 49 appearances in three seasons

• Drafted in the sixth round (170th overall) by the Colorado Rockies in the 2004 MLB Draft

• Made his MLB Debut with the Rockies on Sept. 1, 2007

HITTING

Year	Avg.	G-GS	AB	R	H	2B	3B	HR	RBI	TB	SLG%	BB	HP	K	GDP	OB%	SF	SH	S-B-A	E	FLD%
2001	.133	10-5	15	2	2	0	0	0	1	2	.133	6	0	7	1	.381	0	0	0-0	0	1.000
2002	.156	26-10	45	8	7	2	0	1	5	12	.267	6	0	24	1	.255	0	0	0-0	3	.973
2003	.320	51-51	178	43	57	10	3	9	36	100	.562	35	4	49	2	.434	4	2	2-4	8	.981
2004	.302	59-59	222	50	67	17	1	16	67	134	.604	28	7	53	1	.388	6	0	8-9	4	.991
TOTAL	.289	146-125	460	103	133	29	4	26	109	248	.539	75	11	133	5	.394	10	2	10-1	15	.985

PITCHING

Year	ERA	W-L	G-GS	CG	SHO/CBO	SV	IP	H	R	ER	BB	K	BAA	WP	HBP	BK
2001	5.68	4-6	14-14	2	0/0	0	84.0	116	64	53	24	47	.339	5	7	1
2002	5.94	2-5	13-11	0	0/1	2	72.2	95	55	48	23	48	.320	2	4	3
2003	2.31	7-2	9-9	0	0/1	0	58.1	43	23	15	19	54	.206	0	1	1
2004	2.98	8-3	15-15	2	0/0	0	102.2	83	42	34	29	80	.227	2	8	2
TOTAL	4.25	21-16	51-49	4	0/2	2	317.2	337	184	150	95	229	.278	9	20	7

VIRGINIA BASEBALL HALL OF FAME

CASEY LAMBERT

2004-07

Pitcher

Induction Year: 2019



- Finished career as the ACC's all-time leader in saves (43), the sixth most in NCAA history
- School's all-time appearances leader (110)
- Graduated with the four highest single season saves totals in school history including 14 in 2005
- In 184.1 career innings pitched, struck out 177 batters
- 2007 Second Team All-ACC
- Drafted in the sixth round (187th overall) of the 2007 MLB Draft by the Cubs

Year	ERA	W-L	G-GS	CG	SHO/CBO	SV	IP	H	R	ER	BB	K	BAA	WP	HBP	BK
2004	2.54	4-1	29-1	0	0/1	8	60.1	51	18	17	21	40	.237	0	6	0
2005	2.81	1-3	27-0	0	0/6	14	41.2	35	13	13	17	39	.246	0	2	0
2006	2.79	3-2	28-0	0	0/2	10	38.2	41	18	12	11	44	.283	1	2	0
2007	2.06	3-3	28-3	0	0/4	11	43.2	34	14	10	12	54	.215	1	2	0
TOTAL	2.54	11-9	112-4	0	0/13	43	184.1	161	63	52	61	177	.244	2	12	0

JAVIER LOPEZ

1996-98

Pitcher

Induction Year: 2018



- Two-way player, sharing time on the mound and at first base for the Cavaliers
- Virginia posted winning record in each of his three seasons for the first time since 1984-86
- Started 31 games and struck out 130 batters in 164.1 career innings
- Held a career batting average of .319 with 109 hits, 15 home runs and 71 RBIs
- Drafted in the 4th round (133rd overall) by the Arizona Diamondbacks in the 1998 MLB Draft

- Won four World Series Championships, one with the Red Sox (2007) and three with the San Francisco Giants (2010, 2012, 2014)
- MLB career spanned 14 years with five different clubs

HITTING

Year	Avg.	G-GS	AB	R	H	2B	3B	HR	RBI	TB	SLG%	BB	HP	K	GDP	OB%	SF	SH	SB-A	E	FLD%
1997	.321	51-47	187	42	60	16	3	8	40	106	.567	18	2	44	0	.381	3	0	8-8	12	.968
1998	.316	41-40	155	30	49	7	2	7	31	81	.523	16	0	33	1	.378	1	0	14-18	5	.974
TOTAL	.319	92-87	342	72	109	23	5	15	71	187	.547	34	2	77	1	.380	4	0	22-26	17	.970

PITCHING

Year	ERA	W-L	G-GS	CG	SHO/CBO	SV	IP	H	R	ER	BB	K	BAA	WP	HBP	BK
1996	4.72	4-2	18-10	0	0/0	0	53.1	56	39	28	35	36	.272	7	3	3
1997	7.90	3-1	8-7	0	0/0	0	27.1	40	30	24	14	22	.333	3	0	0
1998	6.78	5-6	14-14	0	0/0	0	83.2	101	72	63	53	72	.301	9	6	0
TOTAL	6.30	12-9	40-31	0	0/0	0	164.1	197	141	115	102	130	.298	19	9	3

BILL NARLESKI

1984-87

Shortstop

Induction Year: 2018



- Three-time All-ACC selection
- First Team All-ACC in 1986
- Second Team All-ACC in 1985 & 1987
- Served as team captain and was a two-time team MVP
- Established the school's single-season and career benchmarks in almost every offensive category
- Program's all-time leader in hits (281) and total bases (431)

- His 281 career hits were the fourth most by an ACC player
- Gained national notoriety in 1986 after putting together a 36-game hit streak and 54-game on-base streak
- As a true freshman, led the team in hits with 60 in 1984
- Won a Bronze Medal in the 1986 World Championships for USA Baseball
- Selected in the 18th round (461st overall) by the Baltimore Orioles in the 1986 MLB Draft

Year	Avg.	G-GS	AB	R	H	2B	3B	HR	RBI	TB	SLG%	BB	HP	K	GDP	OB%	SF	SH	SB-A	E	FLD%
1984	.366	42-42	164	38	60	8	3	4	27	86	.524	24	1	12	0	.447	1	2	15-17	16	.919
1985	.376	53-53	210	57	79	18	0	9	53	124	.590	35	1	10	0	.455	7	1	13-13	21	.918
1986	.370	49-49	192	55	71	10	2	8	50	109	.568	39	0	19	0	.470	3	2	23-26	22	.911
1987	.384	48-48	185	43	71	16	2	7	36	112	.605	27	1	13	0	.460	2	0	21-24	12	.947
TOTAL	.374	192-192	751	193	281	52	7	28	166	431	.574	125	3	54	0	.459	13	5	72-80	71	.923

MIKE PAPI

2012-14

Outfield/First Base

Induction Year: 2021



- 2013 ABCA, Baseball America, First Team All-American
- Perfect Game Second Team All-American in 2013 & 2014
- Two-time First Team All-ACC (2013 – OF & 2014 – 1B)
- Won the ACC batting title in 2013, batting .381, first Cavalier batting champion since 1981
- Led the ACC with 11 home runs and 56 RBI in 2014

- A 2014 ACC All-Academic Team selection
- Selected in the first round (38th overall) by the Cleveland Indians in the 2014 MLB Draft

- Holds the single season school record in walks in a season with 61 in 2014
- His .517 on-base percentage in 2013 is the second highest in program history

Year	Avg.	G-GS	AB	R	H	2B	3B	HR	RBI	TB	SLG%	BB	HP	K	GDP	OB%	SF	SH	SB-A	E	FLD%
2012	.283	35-28	106	24	30	8	0	1	17	41	.387	15	6	17	1	.395	2	1	5-7	3	.932
2013	.381	55-47	176	57	67	15	3	7	57	109	.619	45	10	25	3	.517	5	2	6-8	2	.978
2014	.307	69-69	244	55	75	11	0	11	56	119	.488	61	7	46	3	.451	5	4	8-11	5	.990
TOTAL	.327	159-144	526	136	172	34	3	19	130	269	.511	121	23	88	7	.463	12	7	19-26	10	.984

JARRETT PARKER

2008-10

Outfield

Induction Year: 2020



- 2009 ABCA, Baseball America and NCBWA Second Team All-American; 2009 Third Team All-American by Collegiate Baseball; 2009 First Team All-American by Rivals.com

- First Team All-ACC in 2009, Second Team in 2010
- Set single-season records for runs (76), hits (94), triples (8) and total bases (176) in 2009
- Ranks in the top 10 in career runs (161 – T-9th) and total bases (369 – 10th)

- His 26 career home runs are 10th most in UVA History and 16 in 2009 are the third most in a single-season
- His 16 home runs in 2009 were the third most in school history
- 2009 Irvine Regional and 2010 Charlottesville Regional All-Tournament Team

- 2008 ACC All-Academic Team
- Selected in the 2nd round (74th overall) in the 2010 MLB Draft by the San Francisco Giants and made his major league debut with the club in 2015

Year	Avg.	G-GS	AB	R	H	2B	3B	HR	RBI	TB	SLG%	BB	HP	K	GDP	OB%	SF	SH	SB-A	E	FLD%
2008	.264	50-45	148	29	39	4	3	0	16	49	.331	19	4	41	3	.360	1	3	14-16	1	.989
2009	.355	65-65	265	76	94	20	7	16	65	176	.664	39	11	80	7	.450	5	4	20-25	4	.977
2010	.333	65-65	243	56	81	17	8	10	56	144	.593	33	8	56	0	.419	7	1	12-14	0	1.000
TOTAL	.326	180-175	656	161	214	41	18	26	137	369	.563	91	23	177	10	.419	13	8	46-55	5	.988

VIRGINIA BASEBALL HALL OF FAME

GEORGE PRIFTIS

1980-83

Infielder

Induction Year: 2024



- Two-time All-ACC selection, earned first team honors at second base in 1983 and second team accolades at third base in 1982.
- Served as a team captain in 1983
- Drafted in the 26th round (644th overall) by the Seattle Mariners in the 1983 MLB Draft
- Set the school single season RBI record twice, 46 in 1981 and then 57 in 1982.
- Left UVA as the career record holder for RBI (158) and walks (112).

- His .491 on-base percentage in 1983 was the second-highest ever at the time and is still tied for the fifth-highest in program history.
- Batted .361 in 1982, the sixth-highest in the ACC.
- Holds the program record for assists (9) in an ACC Tournament game.

Year	Avg.	G-GS	AB	R	H	2B	3B	HR	RBI	TB	SLG%	BB	HP	K	GDP	OB%	SF	SH	SB-A	E	FLD%
1980	.290	32-32	100	19	29	1	0	3	21	39	.390	16	0	10	0	.385	1	0	1-1	13	.867
1981	.320	46-46	175	44	56	12	0	6	46	86	.491	30	0	17	0	.417	1	1	5-5	0	.000
1982	.361	48-48	169	42	61	10	1	10	57	103	.609	37	0	19	0	.476	0	3	2-5	0	.000
1983	.357	37-37	126	23	45	9	1	1	34	59	.468	29	2	12	0	.469	5	0	6-7	10	.952
TOTAL	.335	163-163	570	128	191	32	2	20	158	287	.504	112	2	58	0	.441	7	4	14-18	23	.925

STEVEN PROSCIA

2009-11

Third Base

Induction Year: 2019



- 2009 Collegiate Baseball Freshman All-American
- 2011 First Team All-ACC selection
- Named the 2011 ACC Tournament MVP
- Member of the 2009 & 2011 College World Series teams
- Program's all-time leader in career RBI (182)
- Ranks second in program history with 411 career total bases and 59 career doubles
- Ranked in the top 10 in career home runs (28 – T-6th) & career hits (254 – 7th)

- Listed on the 2009 Irvine Regional and 2011 Charlottesville Regional All-Tournament Team
- Selected in the 7th Round (213th overall) by the Seattle Mariners in the 2011 MLB Draft

Year	Avg.	G-GS	AB	R	H	2B	3B	HR	RBI	TB	SLG%	BB	HP	K	GDP	OB%	SF	SH	SB-A	E	FLD%
2009	.333	64-64	258	53	86	22	2	10	58	142	.550	17	5	50	3	.379	5	0	13-15	14	.907
2010	.314	64-64	255	52	80	18	4	10	65	136	.533	20	5	45	4	.362	10	0	8-8	15	.904
2011	.320	68-68	275	52	88	19	1	8	59	133	.484	20	5	38	5	.368	7	1	11-16	7	.955
TOTAL	.322	196-196	788	157	254	59	7	28	182	411	.522	57	15	133	12	.370	22	1	32-39	36	.922

MARK REYNOLDS

2002-04

Shortstop

Induction Year: 2018



- 2004 Second Team All-ACC
- 2002 Freshman All-American by Collegiate Baseball
- Hit 15 home runs in 2002, the most ever by any UVA first year
- Upon leaving UVA, his 35 career home runs were tied for the second most in program history
- In 2004 tied school record for runs in a season with 60
- Played for USA Baseball in 2006 Olympic Qualifying Tournament

- Drafted in the 16th round (476th overall) by the Arizona Diamondbacks in the 2004 MLB Draft

- Made his major league debut on May 16, 2007 with the Diamondbacks
- Hit 298 career home runs over a 13-year MLB career playing for eight different clubs


Year	Avg.	G-GS	AB	R	H	2B	3B	HR	RBI	TB	SLG%	BB	HP	K	GDP	OB%	SF	SH	SB-A	E	FLD%
2002	.283	57-55	205	41	58	12	0	15	43	115	.561	20	4	53	4	.355	2	3	8-9	22	.904
2003	.295	52-52	200	45	59	14	3	9	46	106	.530	19	6	50	3	.364	6	4	3-5	17	.925
2004	.274	59-59	234	60	64	11	5	11	48	118	.504	37	8	59	3	.387	3	4	18-22	20	.930
TOTAL	.283	168-166	639	146	181	37	8	35	137	339	.531	76	18	162	10	.370	11	11	29-36	59	.920

EPPA RIXEY

1912-14

Pitcher

Induction Year: 2018




- Elected to the National Baseball Hall of Fame in Cooperstown in 1963, the only player from UVA and any ACC school enshrined
- Played 21 seasons in MLB for the Phillies (1912-20) and the Reds (1921-33)
- Set National League record for most career victories by a left-handed pitcher with 266
- Never played a single game in minor leagues
- Also lettered in basketball at UVA

MEL ROACH

1952-53

Second Baseman

Induction Year: 2019



- Three-sport athlete at UVA (football, basketball, baseball)
- Inducted into the Virginia Sports Hall of Fame (Class of 1988)
- Led the state in hitting in 1952 and 1953
- Eight seasons in the MLB with the Braves (1953-61), Cubs (1961) and Pirates (1962)

JOSH SBORZ

2013-15

Pitcher

Induction Year: 2021



- Member of the 2015 National Championship Team
- Named the Most Outstanding Player of the 2015 College World Series
- Tied a College World Series record with three wins in 2015
- Made eight appearances in the 2015 NCAA tournament and did not allow an earned run. He did not allow an earned run over the final 27 innings of his UVA career (dating to May 15), including all 13

- of his innings in Omaha.
- Finished eight of UVA's 10 wins in 2015 NCAA tournament, including all three regional games, one in super regional and four in CWS
- Became the fourth pitcher in NCAA history to be a part of two shutouts in the same College World Series
- Became 11th pitcher in CWS history to earn three wins in one CWS
- His 14 career NCAA Tournament appearances, held a 0.51 ERA with six wins and three saves, all school records
- Selected 74th overall (competitive balance Round B) in the 2015 MLB Draft by the Los Angeles Dodgers
- Earned 2015 Second Team All-ACC accolades as a reliever
- Finished seventh in program history with 80 career appearances
- His 17 career saves are the sixth most in school history
- His 33 appearances on the mound in 2015 were the third most in a single season by a UVA pitcher


Year	ERA	W-L	G-GS	CG	SHO/CBO	SV	IP	H	R	ER	BB	K	BAA	WP	HBP	BK
2013	1.98	3-0	30-3	0	0/6	2	50.0	37	15	11	12	47	.206	3	3	1
2014	2.92	6-4	17-15	0	0/1	0	77.0	57	27	25	44	72	.210	5	7	0
2015	1.60	7-2	33-3	1	1/3	15	73.0	41	16	13	25	62	.163	3	0	0
TOTAL	2.20	16-6	80-21	1	1/10	17	200.0	135	58	49	81	181	.192	11	10	11

VIRGINIA BASEBALL HALL OF FAME

PAVIN SMITH

2015-17

First Base/Outfield
Induction Year: 2023



- Member of the 2015 National Championship Team.
- Earned Third Team All-ACC honors as a second baseman in 2016 and a shortstop in 2017.
- Sent UVA to the College World Series with a walk-off, two-run single in the 2015 Super Regionals against Maryland.
- Recorded the go-ahead hit in three of UVA's 10 NCAA Tournament wins in 2015.
- One of five Cavaliers named to the 2015 College World Series All-Tournament Team.

- Collected 92 hits during the 2016 season, third-most in the ACC and third-most in a single season by a UVA hitter.
- Batted .351 as a sophomore and scored 62 runs, the third most in the ACC and fifth most ever by a Cavalier.
- Struck out 31 times in 745 career at bats and was statistically the toughest batter to strikeout in the nation as a junior in 2017.

• Drafted in the fourth round (132nd overall) by the Cleveland Indians in the 2017 MLB Draft. Made his MLB debut with the Indians on June 13, 2021.

Year	Avg.	G-GS	AB	R	H	2B	3B	HR	RBI	TB	SLG%	BB	HP	K	GDP	OB%	SF	SH	SB-A	E	FLD%
2015....	.307	68-68	270	38	83	14	4	7	44	126	.467	26	5	40	1	.373	5	1	2-8	5	.988
2016....	.329	60-60	228	43	75	16	1	8	57	117	.513	36	1	23	6	.410	8	1	2-3	7	.987
2017....	.342	59-59	228	53	78	11	1	13	77	130	.570	38	1	12	2	.427	7	0	2-2	4	.991
TOTAL...	.325	187-187	726	134	236	41	6	28	178	373	.514	100	7	75	9	.402	20	2	6-13	16	.989

DAVID STONE

1999-2002

Outfield
Induction Year: 2024



- Two-time CoSIDA Academic All-American (2001 & 2002)
- UVA career leader in stolen bases (83) and walks (156)
- At the time of graduation, his 83 stolen bases were the 15th most in ACC history, still ranks 21st in league history as of 2023.

- Collected 276 career hits and played in 226 career games, both are the second most in UVA history.
- As of 2023, ranked in the top-10 in eight different career or single-season categories

- Walked 43 times in 2001, the second most in a single season at the time, still ranks ninth all-time as of 2023.

• Set the UVA single-season record with 26 stolen bases in 2002 (has since been surpassed)

• Left UVA ranked fourth all-time with 174 career runs scored

• Selected in the 36th round (1,087th overall) by the San Francisco Giants in the 2002 Draft.

• Stone was a Biology major at Virginia and graduated with a 3.902 grade point average.

Year	Avg.	G-GS	AB	R	H	2B	3B	HR	RBI	TB	SLG%	BB	HP	K	GDP	OB%	SF	SH	SB-A	E	FLD%
1999	.319	55-55	210	40	67	8	2	1	31	82	.390	31	0	35	3	.403	2	2	20-26	6	.951
2000	.280	58-58	218	41	61	4	1	0	20	67	.307	40	4	31	0	.401	0	2	16-20	5	.982
2001	.340	56-56	212	40	72	12	0	0	26	84	.396	43	5	38	4	.456	3	9	21-23	2	.981
2002	.360	57-57	211	53	76	15	0	4	36	103	.488	42	6	36	3	.475	2	8	26-33	4	.957
TOTAL	.324	226-226	851	174	276	39	3	5	113	336	.395	156	15	140	10	.434	7	21	83-102	17	.971

CHRIS TAYLOR

2010-12

Shortstop
Induction Year: 2020



- Drafted in the fifth round (161st overall) by the Seattle Mariners in the 2012 MLB Draft and made his major league debut with the club in 2014
- Walk-off single in 2011 Super Regional vs. UC Irvine to send UVA to its second College World Series
- Named to 2011 Charlottesville Regional All-Tournament Team and ACC All-Tournament Team
- His 63 runs scored in 2011 led the ACC and are the fifth most in school history

- Holds school record for at bats in a season (285 – in 2011)
- Was named the co-MVP of the 2017 NLCS and played in the 2017 and 2018 World Series with the Los Angeles Dodgers

Year	Avg.	G-GS	AB	R	H	2B	3B	HR	RBI	TB	SLG%	BB	HP	K	GDP	OB%	SF	SH	SB-A	E	FLD%
2010	.305	29-13	59	19	18	3	1	0	7	23	.390	16	3	11	2	.463	2	0	0-0	4	.857
2011	.305	68-68	285	63	87	18	2	2	49	115	.404	27	11	45	3	.385	2	3	15-21	17	.931
2012	.284	59-59	236	57	67	13	5	5	47	105	.445	35	6	38	5	.383	5	4	12-14	19	.922
TOTAL	.297	156-140	580	139	172	34	8	7	103	243	.419	78	20	94	10	.393	9	7	27-35	40	.923

MATT THAISS

2014-16

Catcher
Induction Year: 2021



- Became the fourth two-time All-American at UVA In 2016, named Second-Team All-American by Baseball America, D1Baseball and Third-Team All-American by Collegiate Baseball and NCBWA
- Named Third-Team All-America catcher by Louisville Slugger and NCBWA in 2015
- A semifinalist for the Dick Howser Trophy as a sophomore (2014) and junior (2015)
- Member of the 2014 and 2015 College World Series teams

- Appeared in 153 games in three seasons and held a career batting average of .338 while belting 20 home runs and driving in 130 runs.

• Recognized on the 2016 ABCA All-Atlantic Region Second Team Selected to play on the 2015 USA Baseball Collegiate National Team Earned Second Team All-ACC honors in 2015 after ranking in the top-six in the league in batting average (.375), hits (87), RBI (59) and slugging percentage (.578).

• Led UVA in batting average and home runs in his final two seasons.

Listed on the 2016 ACC All-Tournament team after going 5-for-11 with four runs and a homer

• Selected in first round of 2016 MLB Draft by Los Angeles Angels (No. 16 overall)

• Made is MLB debut with the Angels on July 3, 2019

Year	Avg.	G-GS	AB	R	H	2B	3B	HR	RBI	TB	SLG%	BB	HP	K	GDP	OB%	SF	SH	SB-A	E	FLD%
2014	.265	26-16	68	11	18	5	0	0	7	23	.338	2	2	13	0	.306	0	1	0-0	0	1.000
2015	.323	67-67	254	49	82	18	0	10	64	130	.512	33	9	26	7	.413	4	1	4-4	7	.987
2016	.375	60-60	232	55	87	13	2	10	59	134	.578	39	6	16	3	.473	2	0	0-1	6	.985
TOTAL	.338	153-143	554	115	187	36	2	20	130	287	.518	74	17	55	10	.427	6	2	4-5	13	.986

VIRGINIA BASEBALL HALL OF FAME

JACOB THOMPSON

2006-08
Pitcher
Induction Year: 2018



- Consensus First Team All-American in 2007
- Earned Baseball America & Collegiate Baseball Freshman All-American honors in 2006
- 2007 Finalist for Roger Clemens Award
- 2007 First Team All-ACC
- 2006 Second Team All-ACC
- Led the ACC and was ranked 5th in the nation with 1.50 ERA as a sophomore
- Put together one of the best seasons ever for a UVA pitcher by going 11-0 with a 1.50 ERA and

101 strikeouts in 2007

- Matched a school record with 16 starts in both his freshman and sophomore seasons
- His 27 career wins established a new program mark
- Led the UVA pitching staff in innings pitched in 2006 & 2007
- Won a silver medal playing for Team USA in the 2007 Pan American Games
- Drafted in the fifth round (160th overall) by the Atlanta Braves in the 2008 MLB Draft

Year	ERA	W-L	G-GS	CG	SHO/CBO	SV	IP	H	R	ER	BB	K	BAA	WP	HBP	BK
2006	2.60	10-4	16-16	1	1/1	0	100.1	82	36	29	29	77	.225	3	8	1
2007	1.50	11-0	17-16	2	2/1	0	114.0	79	23	19	32	101	.198	0	8	2
2008	4.30	6-4	15-15	1	0/0	0	81.2	90	50	39	31	70	.274	6	0	2
TOTAL	2.65	27-8	48-47	4	3/2	0	296.0	251	109	87	92	248	.230	9	16	5

BRANDON WADDELL

2013-15
Pitcher
Induction Year: 2021



- Pitched in two College World Series (2014 & 2015) and was a member of the 2015 National Championship Team
- His five College World Series starts are the fifth most in NCAA History
- One of seven pitchers ever to throw a complete game in the College World Series Final, allowing an earned run and striking out five in a 7-2 win over Vanderbilt in 2014.
- Made 11 career NCAA tournament starts (first in program history); first at UVA in NCAA tournament wins (6) and innings (73.0) and strikeouts (45)

- Was 6-1 with 2.34 ERA in 11 career NCAA tourney starts
- Started five College World Series games in his career; UVA was 5-0 in those games
- Ranks third in UVA history with 312.2 innings pitched, tied for seventh in wins (21) and ranks seventh in school history with 246 career strikeouts
- A 2014 Third Team All-ACC honoree
- Made a program-record, 53 career starts including a school record 19 in 2015 (tied for national lead)
- Selected in the fifth round (157th overall) of the 2015 MLB Draft by the Pittsburgh Pirates
- Two-time member of the ACC All-Academic Team

Year	ERA	W-L	G-GS	CG	SHO/CBO	SV	IP	H	R	ER	BB	K	BAA	WP	HBP	BK
2013	3.96	6-3	16-16	0	0/2	0	88.2	100	54	39	23	84	.284	4	5	1
2014	2.45	10-3	18-18	2	0/2	0	114.0	98	35	31	19	73	.236	1	7	0
2015	3.93	5-5	19-19	0	0/1	0	110.0	114	57	48	49	89	.271	9	12	0
TOTAL...	3.40	21-11	53-53	2	0/5	0	312.2	312	146	118	91	246	.263	14	24	1

JIM WEST

1962-80
Coach
Induction Year: 2018



- UVA head coach from 1962-80
- Compiled 281 wins in 19 seasons
- Led UVA to the 1972 ACC Regular Season Championship and its first NCAA Regional
- His number 24 is the only number retired in program history
- Worked in the UVA athletic department for 33 years in various roles including senior associate athletic director
- Earned his undergraduate (1958), master's degree (1959) and his doctorate (1975) from Virginia

TYLER WILSON

2008-11
Pitcher
Induction Year: 2018



- 2011 Second Team All-ACC
- 2011 ACC All-Academic Team
- Winner of the esteemed Lowe's Senior CLASS Award in 2011
- Went 10-0 with a 2.24 ERA while striking out 124 batters in 104.1 innings pitched in 2011
- Amassed 267 strikeouts and 27 wins as a four-year letterwinner, both in the top 5 in program history
- Member of the 2009 & 2011 College World

Series teams

- Credited with two wins on the mound in the 2011 CWS
- Drafted in the 10th round (305th overall) by the Baltimore Orioles in the 2011 MLB Draft
- Made MLB debut on May 20, 2015 with the Orioles

PITCHING

Year	ERA	W-L	G-GS	CG	SHO/CBO	SV	IP	H	R	ER	BB	K	BAA	WP	HBP	BK
2008	4.20	0-0	10-1	0	0/0	0	15.0	13	7	7	9	13	.232	2	2	1
2009	2.97	9-3	31-2	0	0/1	1	66.2	57	23	22	21	63	.237	7	2	1
2010	3.41	8-4	31-0	0	0/1	3	63.1	45	27	24	25	67	.198	2	4	1
2011	2.24	10-0	19-16	0	0/0	0	104.1	75	29	26	22	124	.200	3	4	1
TOTAL	2.85	27-7	91-19	0	0/2	4	249.1	190	86	79	77	267	.211	14	12	4

DENNIS WOMACK

1981-03
Coach
Induction Year: 2018



- UVA head coach from 1981-2003
- Compiled 594 wins the most in program history until 2017
- 1985 ACC Coach of the Year
- Led UVA to NCAA Regionals in 1985 & 1996
- 1985 ACC Regular Season Championship
- 1996 ACC Tournament Champions
- Coached 39 All-ACC selections (17 first-team honorees), three All-Americans, three Academic All-Americans and had 40 players selected in the Major League Baseball Draft, including two first round selections

RYAN ZIMMERMAN

2003-05
Third Baseman
Induction Year: 2018




- 2005 Baseball America Second Team All-American
- 2005 NCBWA Third Team All-American
- 2004 First Team All-ACC
- 2005 Second Team All-ACC
- 2005 ACC All-Tournament Team
- 2005 NCAA Regional All-Tournament Team
- Set UVA single-season hits record, twice with 90 in 2004 and 92 in 2005
- Led the team in batting average in back-to-back years (2004 & 2005)

- Won a gold medal with USA Baseball in the 2004 World University games
- Drafted in the first round (4th overall) by the Washington Nationals in the 2005 MLB Draft, UVA's highest draft pick ever
- Made MLB debut on Sept. 5, 2005 with the Nationals, just over two months after being drafted
- First Cavalier to play in an MLB All-Star Game (2009)
- 2009 Gold Glove Award Winner at 3B
- Silver Slugger Award winner in 2009 & 2010
- Held the Washington Nationals to the franchise's first World Series title in 2019

Year	Avg.	G-GS	AB	R	H	2B	3B	HR	RBI	TB	SLG%	BB	HP	K	GDP	OB%	SF	SH	SB-A	E	FLD%
2003	.308	54-54	221	28	68	13	1	0	36	83	.376	11	1	28	6	.340	2	4	2-4	14	.924
2004	.361	59-59	249	49	90	16	2	1	45	113	.454	11	6	18	3	.395	5	3	13-14	10	.944
2005	.393	61-61	234	51	92	18	4	6	59	136	.581	31	6	14	11	.469	4	0	17-21	11	.941
TOTAL	.355	174-174	704	128	250	47	7	7	140	332	.472	53	13	60	20	.405	11	7	32-39	35	.936

SINGLE-GAME/MISCELLANEOUS RECORDS



Peter Sposato



Greg Miclat

BATTING

At Bats	Adam Haseley	8	vs. Marist	2/22/15
	Christian Lowry	8	vs. Marist	2/22/15
	Daniel Pinero	8	vs. Marist	2/22/15
	Brandon Guyer	8	at Coll. of Charleston	2/26/06
	Mike Mitchell	8	at Coll. of Charleston	2/26/06
	25 times	7		
Runs	11x, last by Max Cotier	5	UMass Lowell	3/10/20
Hits	Mark McMillian	6	at Maryland	4/28/90
	Jeff Booker	6	Liberty Baptist	4/1/85
	29x, last by Kyle Teel	5	Towson	4/26/23
RBI	Peter Sposato	10	vs. Maryland	4/11/78
	Brandon Guyer	9	Niagara	3/13/07
	Bobby Rivell	9	at Maryland	4/28/90
Stolen Bases	Greg Miclat	4	at Clemson	4/20/07
	Mike Mitchell	4	at NC A&T	2/15/04
	25x, last by Casey Saucke	3	Cornell	2/25/22
Caught Stealing	12x, last by Nic Kent	2	vs Norfolk St.	4/10/19
Doubles	32x, last by Ethan Anderson	3	at VCU	4/18/23
Triples	14x, last by Max Cotier	2	Dartmouth	2/28/20
Home Runs	Peter Sposato	4	vs. Maryland	4/11/78
	Steve Cunha	3	at Maryland	4/27/90
	Dan Street	3	vs. Old Dominion	2/22/02
	Jay West	3	vs. Maryland	4/11/78
	77 times, last by Jake Gelof	2	at Georgia Tech	5/20/23
Bases on Balls	Phil Gosselin	5	at James Madison	3/17/10
	Kyle Teel	5	Cornell	2/25/22
	19x, last by Griff O'Ferrall	4	Georgetown	4/20/22
Hit By Pitch	5x, last by Caleb Knight	3	at Miami	3/25/18
Sacrifice Hits	4x, last by Nick Howard	3	Boston College	3/15/14
Sacrifice Flies	26x, last by Jake Gelof	2	Rhode Island	3/5/23
Strikeouts	3x, last by Jared King	5	at Duke	4/20/12

PITCHING

Strikeouts	Harry Thomas	19	Clemson	4/26/74
	Nathan Kirby	18	at Pittsburgh	4/4/14
	Seth Greisinger	16	North Carolina	3/23/96
	Brandon Neeck	16	vs. Old Dominion	6/6/21
	Andrew Abbott	16	Wake Forest	5/14/21
Earned Runs	Seth Greisinger	13	at Old Dominion	2/23/95
Runs	Seth Greisinger	13	at Old Dominion	2/23/95
	Mike Long	13	Kent State	3/21/87
Bases on Balls	Derrick Cusic	10	Md. Eastern Shore	2/29/92
	George Cave	10	vs. Purdue-Fort Wayne	3/17/79

WIN/LOSS MARGIN

WIN

1.	27 (29-2)	Niagara	3/13/07
2.	26 (27-1)	Coppin State	2/28/08
	26 (28-2)	at Richmond	4/16/71
	26 (27-1)	Akron	1950
	26 (27-1)	William & Mary	1902

LOSS

1.	28 (28-0)	Baltimore	1894
2.	24 (28-4)	Yale	1894
3.	23 (23-0)	Boston (AL)	1901
	23 (25-2)	Pennsylvania	1890
5.	22 (26-4)	Clemson	4/17/77
	22 (22-0)	Buffalo	1921
	22 (22-0)	Boston	1892

GAME LENGTH: INNINGS

1.	18	vs. Marist (Charleston, S.C.)	2/22/15
2.	17	at College of Charleston	2/26/06
3.	16	at Clemson	4/19/74
4.	15	vs. TCU (College World Series; Omaha, Neb.)	6/17/14
5.	14	James Madison	4/25/07
	14	at North Carolina	4/1/05
	14	Georgia Tech	4/2/99
	14	at North Carolina	4/9/89
9.	13	at Boston College	4/10/16
	13	vs. South Carolina (CWS; Omaha, Neb.)	6/24/11
	13	Oregon State (NCAA Regional)	6/2/07
	13	at Wake Forest	4/3/93

GAME LENGTH: TIME

1.	5:30 (11)	at Virginia Tech	5/16/19
2.	5:19 (17)	at College of Charleston	2/26/06
3.	5:08 (18)	vs. Marist (Charleston, S.C.)	2/22/15
4.	5:01 (13)	at Boston College	4/10/16
5.	4:53 (13)	Oregon State (NCAA Regional)	6/2/07
	4:53 (9)	Boston College	3/18/18
7.	4:51 (15)	vs. TCU (College World Series; Omaha, Neb.)	6/17/14
8.	4:48 (11)	vs. Southern California (NCAA Lake Elsinore Regional)	5/31/15
9.	4:46 (12)	vs. Arkansas (College World Series; Omaha, Neb.)	6/17/09
10.	4:40 (14)	at North Carolina	4/1/05
	4:40 (12)	William & Mary	4/6/21
12.	4:39 (14)	James Madison	4/25/07
13.	4:36 (11)	Virginia Tech	3/9/12

Longest 9-Inning Games:

4:53	Boston College	3/18/18
4:48	at Wake Forest	5/19/18
4:32	Virginia Tech	4/8/18
4:30	North Carolina	4/17/16

NO-HITTERS (7)

Name	Opponent	Score	Date
Ned Turnbull	NC State	4-0	4/22/66
Barry Hollar	Mansfield State	4-1	3/27/74
Mike Ballard	Boston College	5-0	4/16/06
Will Roberts (perfect game)	George Washington	2-0	3/29/11
Nathan Kirby	at Pittsburgh	4-0	4/4/14
Nicholson/Rohm/Donahue			
Wilson/Meyer/Sousa	William & Mary	4-3 (11)	2/28/18
A. Abbott/J. Berry/G. McGarry	Wake Forest	17-0	5/14/21

NOTE: Single-game records are since 1958 season
(No statistics available for 1971 or prior to 1958. Only statistics available from 1958 through the 1970 season are hits, AB, 2B, 3B, HR)



Will Roberts - 2011 Perfect Game

BATTING RECORDS

GAMES PLAYED CAREER

1. Tyler Cannon (2007-10)	244
2. David Stone (1999-2002)	226
3. Kyle Werman (2002-05)	221
Ryan Gilleland (1995-98)	221
5. Matt Street (2002-05)	219
Adam Robinson (1994-97)	219
7. Alex Tappen (2018-22)	218
8. Tim Henry (2004-07)	215
9. Kenny Werman (2009-12)	214
10. Keith Towns (2012-15)	207

SEASON

1. Branden Cogswell (2014)	69
Joe McCarthy (2014)	69
Mike Papi (2014)	69
4. Adam Haseley (2015)	68
Pavin Smith (2015)	68
Kenny Towns (2015)	68
Daniel Pinero (2014)	68
John Hicks (2011)	68
Steven Proscia (2011)	68
Chris Taylor (2011)	68
Keith Werman (2011)	68

BATTING AVERAGE CAREER

(MINIMUM 250 AT-BATS)

1. Jeff Booker (1984-85)376
2. Bill Narleski (1984-87)374
3. Stephen Bruno (2010-12)366
Kent Savedge (1984-87)366
5. Ryan Zimmerman (2003-05)355
6. Kevin O'Sullivan (1990-91)351
7. Jeff Musser (1979-80)348
8. Steve Cunha (1988-91)345
9. Glenn Harris (1980-83)343
10. Kyle Teel (2021-23)343

SEASON

(MINIMUM 75 AT-BATS)

1. Tom Phillips (1949)452
2. Jeff Booker (1985)427
3. Glenn Harris (1981)425
4. Allen Barbee (1954)421
5. Keith Werman (2010)414
6. Kyle Teel (2023)407
7. Steve Cunha (1991)400
Chuck Arnold (1956)400
9. Griff O'Ferrall (2023)396
Brian Buchanan (1994)396

AT-BATS CAREER

1. Tyler Cannon (2007-10)	910
2. Ryan Gilleland (1995-98)	865
3. Matt Street (2002-05)	861
4. David Stone (1999-2002)	851
5. Adam Robinson (1994-97)	826
6. Steven Proscia (2009-11)	788
7. John Hicks (2009-11)	775
8. Bobby Rivell (1987-90)	769
9. Bill Narleski (1984-87)	751
10. Adam Haseley (2015-17)	746

SEASON

1. Chris Taylor (2011)	285
2. John Hicks (2011)	277
3. Adam Haseley (2015)	276
4. Steven Proscia (2011)	275
5. Griff O'Ferrall (2023)	273
6. Pavin Smith (2015)	270
7. Kenny Towns (2015)	267
8. Jarrett Parker (2009)	265
9. Ernie Clement (2016)	262
Phil Gosselin (2010)	262

RUNS CAREER

1. Bobby Rivell (1987-90)	199
2. Bill Narleski (1984-87)	193
3. Adam Haseley (2015-17)	185
Tyler Cannon (2007-10)	185
5. Matt Street (2002-05)	183
6. Adam Robinson (1994-97)	175
7. David Stone (1999-02)	174
8. Kyle Teel (2021-23)	170
9. John Galloway (1994-97)	163
10. John Hicks (2009-11)	162
Jarrett Parker (2008-10)	161

SEASON

1. Griff O'Ferrall (2023)	76
Jarrett Parker (2009)	76
3. Ethan Anderson (2023)	71
Jake Gelof (2023)	71
Ethan O'Donnell (2023)	71
6. Adam Haseley (2017)	68
7. Kyle Teel (2023)	67
Brandon Downes (2013)	67
Phil Gosselin (2010)	67
10. Jake Gelof (2022)	65

HITS CAREER

1. Bill Narleski (1984-87)	281
2. Tyler Cannon (2007-10)	276
David Stone (1999-02)	276
4. Adam Robinson (1994-97)	263
5. Ryan Gilleland (1995-98)	262
6. Matt Street (2002-05)	255
7. Steven Proscia (2009-11)	254
8. Ryan Zimmerman (2003-05)	250
9. John Hicks (2009-11)	245
10. Bobby Rivell (1987-90)	240

SEASON

1. Griff O'Ferrall (2023)	108
2. Kyle Teel (2023)	105
3. Phil Gosselin (2010)	100
4. Ethan Anderson (2023)	97
5. Jarrett Parker (2009)	94
6. Ernie Clement (2016)	92
John Hicks (2011)	92
Ryan Zimmerman (2005)	92
9. Ethan O'Donnell (2023)	90
Ryan Zimmerman (2004)	90

RUNS BATTED IN CAREER

1. Jake Gelof (2021-23)	186
2. Steven Proscia (2009-11)	182
3. Pavin Smith (2015-17)	178
4. Sean Doolittle (2005-07)	167
5. Ryan Gilleland (1995-98)	166
Bill Narleski (1984-87)	166
7. Jon Benick (1998-01)	162
8. Kenny Towns (2012-15)	159
9. George Priftis (1980-83)	158
10. Dan Grovatt (2008-10)	157

SEASON

1. Jake Gelof (2023)	90
2. Jake Gelof (2022)	81
3. Pavin Smith (2017)	77
4. Alex Tappen (2022)	71
5. Kyle Teel (2023)	69
6. Kenny Towns (2015)	67
Joe Koshansky (2004)	67
8. Ethan Anderson (2023)	66
Brian Buchanan (1994)	66
10. Steven Proscia (2010)	65
Jarrett Parker (2009)	65

HOME RUNS CAREER

1. Jake Gelof (2021-23)	48
2. E.J. Anderson (1995-98)	37
3. Mark Reynolds (2002-04)	35
Jon Benick (1998-01)	35
5. Mike Lindner (1987-90)	33
6. Brian Buchanan (1992-94)	30
7. Kyle Teel (2021-23)	28
Pavin Smith (2015-17)	28
Steven Proscia (2009-11)	28
Bill Narleski (1984-87)	28

SEASON

1. Jake Gelof (2023)	23
2. Brian Buchanan (1994)	22
3. Jake Gelof (2022)	21
4. Jon Benick (2001)	18
5. Jarrett Parker (2009)	16
Joe Koshansky (2004)	16
7. Mark Reynolds (2002)	15
8. Ethan Anderson (2023)	15
9. Kent Savedge (1986)	14
Kevin McDonald (1988)	14
E.J. Anderson (1996)	14
Adam Haseley (2017)	14

TOTAL BASES CAREER

1. Bill Narleski (1984-87)	431
2. Steven Proscia (2009-11)	411
3. Ryan Gilleland (1995-98)	400
4. Adam Robinson (1994-97)	394
5. Jake Gelof (2021-23)	393
6. Tyler Cannon (2007-10)	380
7. John Hicks (2009-11)	379
Bobby Rivell (1987-90)	379
9. Kyle Teel (2021-23)	376
10. Pavin Smith (2015-17)	373

SEASON

1. Jarrett Parker (2009)	176
2. Brian Buchanan (1994)	165
3. Phil Gosselin (2010)	163
4. Jake Gelof (2022)	162
5. Dan Street (2002)	153
6. Adam Haseley (2017)	147
7. Brandon Downes (2013)	144
Jarrett Parker (2010)	144
9. Steven Proscia (2009)	142
10. Hunter Wyant (2001)	140

DOUBLES CAREER

1. Tyler Cannon (2007-10)	62
2. Steven Proscia (2009-11)	59
3. John Hicks (2009-11)	54
4. Brandon Guyer (2005-07)	53
5. Bill Narleski (1984-87)	52
6. Kenny Towns (2012-15)	51
7. Phil Gosselin (2008-10)	50
8. Ryan Gilleland (1995-98)	49
9. Kyle Teel (2021-23)	48
Brian Sherlock (1995-98)	48
Bobby Rivell (1987-90)	48

SEASON

1. Ethan Anderson (2023)	26
2. Kyle Teel (2023)	25
3. Jake Gelof (2023)	23
Stephen Bruno (2012)	23
Dan Street (2002)	23
6. Phil Gosselin (2010)	22
Steven Proscia (2009)	22
Dan Grovatt (2008)	22
9. Tanner Morris (2019)	21
Kenny Towns (2015)	21
John Hicks (2011)	21

TRIPLES CAREER

1. Jarrett Parker (2008-10)	18
2. Brian Buchanan (1992-94)	13
3. Derek Fisher (2012-14)	12
Tyler Cannon (2007-10)	12
5. Brandon Downes (2012-14)	11
John Galloway (1994-97)	11
Jason Cook (1990-93)	11
Jay West (1978-80)	11
9. Adam Haseley (2015-17)	10
Tom Crowley (1991-93)	10

SEASON

1. Derek Fisher (2012)	8
Jarrett Parker (2010)	8
3. Jake McCarthy (2017)	7
Brandon Downes (2013)	7
Jarrett Parker (2009)	7
Hunter Wyant (2001)	7
7. Adam Haseley (2016)	6
Brian Buchanan (1993)	6
Keith Kowalski (1985)	6
Jay West (1978)	6
Steve Bryant (1969)	6

STOLEN BASES CAREER

1. Greg Miclat (2006-08)	83
David Stone (1999-02)	83
3. Bill Narleski (1984-87)	72
4. Adam Robinson (1994-97)	57
5. Bobby Rivell (1987-90)	56
6. Matt Street (2002-05)	55
7. Chris Kughn (1987-90)	50
8. Tyler Cannon (2007-10)	49
9. Phil Gosselin (2008-10)	48
10. Mike Mitchell (2004-07)	47
Robbin Marvin (1969-72)	47

SEASON

1. Greg Miclat (2007)	32
2. Greg Miclat (2008)	30
3. Jake McCarthy (2017)	27
4. David Stone (2002)	26
5. Phil Gosselin (2009)	24
6. Bill Narleski (1986)	23
7. Adam Robinson (1997)	22
Chris Kughn (1990)	22
Bobby Rivell (1990)	22
10. Greg Miclat (2006)	21
David Stone (2001)	21
Bill Narleski (1987)	21
Robbin Marvin (1972)	21

BASES ON BALLS CAREER

1. David Stone (1999-02)	156
2. Sean Doolittle (2005-07)	125
Bill Narleski (1984-87)	125
4. Jared King (2009, 2011-13)	123
5. Mike Papi (2012-14)	121
6. Daniel Pinero (2014-16)	114
Justin Counts (1993-96)	114
8. Joe McCarthy (2013-15)	113
9. George Priftis (1980-83)	112
10. Adam Haseley (2015-17)	111

SEASON

1. Mike Papi (2014)	61
2. Joe McCarthy (2013)	54
Sean Doolittle (2006)	54
Justin Counts (1996)	54
5. Jared King (2012)	51
6. Jake Gelof (2023)	48
7. Sean Doolittle (2007)	46
8. Mike Papi (2013)	45
9. Adam Haseley (2017)	44
10. David Stone (2001)	43

BATTING/PITCHING RECORDS

HIT BY PITCH CAREER

1. Tim LaVigne (1997-00).....	51
2. Matt Street (2002-05).....	38
3. John Barr (2008-11).....	33
4. Kenny Towns (2012-15).....	31
5. Kyle Werman (2002-05).....	30
6. Brandon Guyer (2005-07).....	28
Tom Hagan (2003-06).....	28
8. Nate Irving (2012-14).....	27
Jeremy Farrell (2005-08).....	27
Beau Seabury (2006-07).....	27

SEASON

1. Tim LaVigne (1999).....	20
2. Joe McCarthy (2014).....	18
3. Tim LaVigne (1998).....	17
4. Kyle Werman (2004).....	16
5. Stephen Bruno (2012).....	15
John Barr (2011).....	15
Keith Werman (2011).....	15
8. Henry Godbout (2023)	14
Nate Irving (2012).....	14
Beau Seabury (2007).....	14
Matt Street (2004).....	14
Tim LaVigne (2000).....	14

ON-BASE PERCENTAGE

SEASON

1. Mike Papi (2013).....	.517
2. Tony Latham (1983).....	.512
3. Kent Savedge (1986).....	.500
4. Dave Duncan (1978).....	.493
5. Adam Haseley (2017).....	.491
George Priftis (1983).....	.491
7. Dave Bratt (1973).....	.489
8. Steve Bryant (1970).....	.488
9. Keith Werman (2010).....	.486
Greg Miclat (2007).....	.486

SLUGGING

SEASON

1. Brian Buchanan (1994).....	.838
2. Chuck Arnold (1956).....	.800
3. Jake Gelof (2022).....	.764
4. Duke Duncan (1978).....	.737
5. Kevin McDonald (1988).....	.728
6. Jake Gelof (2023)710
7. Kent Savedge (1986).....	.702
8. Don Aicholz (1950).....	.670
9. Jarrett Parker (2009).....	.664
10. Jay West (1978).....	.661

PITCHING APPEARANCES

CAREER

1. Casey Lambert (2004-07).....	112
2. Michael Schwimer (2005-08).....	93
3. Tim LaVigne (1997-2000).....	92
4. Tyler Wilson (2008-11).....	91
5. Kyle Crockett (2011-13).....	88
6. Whit Mayberry (2010-14).....	87
7. Alec Bettinger (2014-17).....	82
8. Josh Sborz (2013-15).....	80
9. Kyle Whitten (2018-21).....	79
10. Andrew Abbott (2018-21).....	79
Justin Thompson (2009-12).....	76

SEASON

1. Michael Schwimer (2006).....	36
2. Justin Thompson (2012).....	34
3. Josh Sborz (2015).....	33
4. Kyle Crockett (2012).....	32
Branden Kline (2011).....	32
Matt Packer (2009).....	32
Matt Moore (1994).....	32
8. Nick Howard (2014).....	31
Tyler Wilson (2010).....	31
Kevin Arico (2009).....	31
Tyler Wilson (2009).....	31

GAMES STARTED

CAREER

1. Brandon Waddell (2013-15).....	53
2. Danny Hultzen (2009-11).....	50
3. Joe Koshansky (2001-04).....	49
Brandon Creswell (1998-2001).....	49
5. Jacob Thompson (2006-08).....	47
6. Kent Kruse (1990-93).....	45
7. Pat Daneker (1995-97).....	40
Seth Greisinger (1994-96).....	40
David Sammons (1986-89).....	40
10. Frank Lankford (1990-93).....	39

SEASON

1. Brandon Waddell (2015).....	19
2. Connelly Early (2023)	18
Connor Jones (2015).....	18
Nathan Kirby (2014).....	18
Brandon Waddell (2014).....	18
Danny Hultzen (2011).....	18
7. Andrew Abbott (2021).....	17
Will Roberts (2011).....	17
9. Nick Parker (2023)	16
Mike Vasil (2021).....	16
Scott Silverstein (2013).....	16
Brandon Waddell (2013).....	16
Tyler Wilson (2011).....	16
Danny Hultzen (2010).....	16
Robert Morey (2010).....	16
Danny Hultzen (2009).....	16
Jacob Thompson (2007).....	16
Jacob Thompson (2006).....	16
Mike Ballard (2006).....	16
Andrew Dobies (2004).....	16
Brandon Creswell (2000).....	16
Seth Greisinger (1996).....	16

WINS

CAREER

1. Danny Hultzen (2009-11).....	32
2. Tyler Wilson (2008-11).....	27
Jacob Thompson (2006-08).....	27
4. Alec Bettinger (2014-17).....	22
Connor Jones (2014-16).....	22
Sean Doolittle (2005-07).....	22
7. Brandon Waddell (2013-15).....	21
Joe Koshansky (2001-04).....	21
Seth Greisinger (1994-96).....	21
Tim Burcham (1983-85).....	21

SEASON

1. Connelly Early (2023)	12
Danny Hultzen (2011).....	12
Seth Greisinger (1996).....	12
4. Connor Jones (2016).....	11
Will Roberts (2011).....	11
Danny Hultzen (2010).....	11
Jacob Thompson (2007).....	11
Sean Doolittle (2006).....	11
Tim Burcham (1985).....	11
10. Brandon Waddell (2014).....	10
Scott Silverstein (2013).....	10
Tyler Wilson (2011).....	10
Jacob Thompson (2006).....	10

WINNING PERCENTAGE

CAREER

(MINIMUM 10 DECISIONS)

1. Robert Poutier (2005-09/11-1).....	.917
2. Devin Ortiz (2018-22)/10-1909
David Rosenberger (2012-15/9-1).....	.900
Will Roberts (2009-11/18-2).....	.900
Paul Kosanovich (2019-22/9-1)900
6. Shane Halley (2009-12/14-2).....	.875
7. Danny Hultzen (2009-11/32-5).....	.865
8. Whit Mayberry (2010-14/18-3).....	.857
Craig Zaikow (1993-96/12-2).....	.857
10. Mike Judkins (1971-72/10-2).....	.833

SEASON

(MINIMUM FIVE DECISIONS)

1. Jacob Thompson (2007/11-0).....	1.000
Tyler Wilson (2011/10-0).....	1.000
Nick Parker (2023/8-0)	1.000
Alec Bettinger (2017/8-0).....	1.000
Pat McAnaney (2005/7-0).....	1.000
Alec Bettinger (2014/6-0).....	1.000
Whit Mayberry (2011/5-0).....	1.000
Cody Winiarski (2010/5-0).....	1.000
Andrew Carraway (2007/5-0).....	1.000
West Lescanec (1980/5-0).....	1.000
Jack Leachman (1949/5-0).....	1.000
12. Connor Jones (2016/11-1).....	.916
Danny Hultzen (2010/11-1).....	.916

EARNED RUN AVERAGE

CAREER

(MINIMUM 100 INNINGS)

1. Larry Gammon (1964-67).....	1.97
2. Kyle Crockett (2011-13).....	1.98
3. Danny Hultzen (2009-11).....	2.08
4. Richard Spigone (1969-71).....	2.15
5. Josh Sborz (2013-15).....	2.20
6. Sean Doolittle (2005-07).....	2.23
7. Ed Kihm (1968-71).....	2.32
8. Scott Gardner (1973-75).....	2.44
9. Bill Spencer (1961-1962).....	2.48
10. Adam Haseley (2015-17).....	2.51
Keith Liskey (1965-67).....	2.51

SEASON

(MINIMUM 45.0 INNINGS)

1. Robert Poutier (2005).....	0.73
2. Buddy Charles (1950).....	0.89
3. Matt Packer (2008).....	1.14
4. Artie Lewicki (2014).....	1.31
5. Danny Hultzen (2011).....	1.37
6. Larry Gammon (1965).....	1.38
7. Bill Boozer (1950).....	1.45
8. Jacob Thompson (2007).....	1.50
9. Pat McAnaney (2005).....	1.55
10. Whit Mayberry (2014).....	1.60

INNINGS PITCHED

CAREER

1. Brandon Creswell (1998-01).....	345.1
2. Danny Hultzen (2009-11).....	320.0
3. Joe Koshansky (2001-04).....	317.2
4. Brandon Waddell (2013-15).....	312.2
5. Jacob Thompson (2006-08).....	296.0
6. Seth Greisinger (1994-96).....	282.1
7. Pat Daneker (1995-97).....	280.1
8. Connor Jones (2014-16).....	274.0
9. Kent Kruse (1990-93).....	267.2
10. Jeff Kamrath (2001-03, 05).....	263.2

SEASON

1. Seth Greisinger (1996).....	123.0
2. Danny Hultzen (2011).....	118.0
3. Tim Burcham (1985).....	117.0
4. Connor Jones (2015).....	115.2
5. Brandon Waddell (2014).....	114.0
Jacob Thompson (2007).....	114.0
7. Nathan Kirby (2014).....	113.1
8. Brandon Waddell (2015).....	110.0
9. Andrew Dobies (2004).....	108.1
10. Andrew Abbott (2021).....	106.2
Danny Hultzen (2010).....	106.2

STRIKEOUTS

CAREER

1. Danny Hultzen (2009-11).....	395
2. Andrew Abbott (2018-21).....	327
3. Seth Greisinger (1994-96).....	289
4. Tim Burcham (1983-85).....	272
5. Tyler Wilson (2008-11).....	267
6. Brandon Creswell (1998-01).....	261
7. Jacob Thompson (2006-08).....	248
8. Brandon Waddell (2013-15).....	246
9. Sean Doolittle (2005-07).....	243
10. Andrew Carraway (2006-09).....	238

SEASON

1. Danny Hultzen (2011).....	165
2. Andrew Abbott (2021).....	162
3. Tim Burcham (1985).....	146
4. Seth Greisinger (1996).....	141
5. Tyler Wilson (2011).....	124
6. Danny Hultzen (2010).....	123
7. Connor Jones (2015).....	113
Buddy Charles (1950).....	113
9. Nathan Kirby (2014).....	112
10. Andrew Dobies (2004).....	109

SAVES

CAREER

1. Casey Lambert (2004-07)*.....	43
2. Kevin Arico (2008-10).....	29
3. Branden Kline (2010-12).....	21
4. Nick Howard (2012-14).....	20
5. Tim LaVigne (1997-00).....	18
6. Tommy Doyle (2015-17).....	17
Josh Sborz (2013-15).....	17
8. Michael Schwimer (2005-08).....	16
9. Todd Ruyak (1989-92).....	13
10. Stephen Schoch (2020-21).....	13

SEASON

1. Nick Howard (2014).....	20*
2. Branden Kline (2011).....	18
Kevin Arico (2010).....	18
4. Josh Sborz (2015).....	15
5. Tommy Doyle (2017).....	14
Michael Schwimer (2008).....	14
Casey Lambert (2005).....	14
8. Kyle Crockett (2013).....	12
Justin Thompson (2012).....	12
10. Kevin Arico (2009).....	11
Casey Lambert (2007).....	11

COMPLETE GAMES

CAREER

1. Tim Burcham (1983-85).....	20
2. Richard Spigone (1969-71).....	17
3. Steve Brindle (1970-73).....	16
Keith Liskey (1965-67).....	16
5. Pat Daneker (1995-97).....	15
6. Seth Greisinger (1994-96).....	14
Marty Moore (1976-79).....	14
Larry Gammon (1964-67).....	14
9. Mike Gordon (1979-82).....	13
Harry Thomas (1973-76).....	13

SEASON

1. Tim Burcham (1985).....	11
2. Pat Daneker (1995).....	8
Tim Burcham (1984).....	8
Richard Spigone (1969).....	8
Bill Spencer (1962).....	8
6. Seth Greisinger (1995).....	7
Keith Liskey (1966).....	7
8. Seth Greisinger (1996).....	6
Mike Gordon (1981).....	6
Marty Moore (1977).....	6
Harry Hollar (1974).....	6
Bill Kelley (1968).....	6

Bold indicates active player

*Denotes ACC record

ANNUAL BATTING LEADERS

BATTING AVERAGE

(min. 2 AB/game)

1964	John Pincavage	.309
1965	Larry Gammon	.286
1966	Stewart Evans	.293
1967	William Curtis	.389
1968	Joel DeBoe	.333
1969	Robbin Marvin	.327
1970	Steve Bryant	.383
1971	Stephen Sroba	.315
1972	Robbin Marvin	.303
1973	Dan Bernstein	.364
1974	Dan Bernstein	.300
1975	Dean Pallotta	.358
1976	Steve Norwood	.327
1977	David Duff	.376
1978	Duke Duncan	.368
1979	Peter Sposato	.369
1980	Donald Meeks	.382
1981	Glenn Harris	.425
1982	Glenn Harris	.391
1983	George Priftis	.357
1984	Bill Narleski	.366
1985	Jeff Booker	.427
1986	Kent Savedge	.392
1987	Bill Narleski	.384
1988	Kevin McDonald	.364
1989	Chris Kughn	.392
1990	Bobby Rivell	.365
1991	Steve Cunha	.400
1992	Kevin Stock	.314
1993	Tom Crowley	.356
1994	Brian Buchanan	.396
1995	Justin Counts	.327
1996	Adam Robinson	.336
1997	Adam Robinson	.353
1998	Brian Sherlock	.351
1999	Joe Benick	.384
2000	Robbie Marvin	.350
2001	Hunter Wyant	.363
2002	Dan Street	.371
2003	Chris Sweet	.326
2004	Ryan Zimmerman	.361
2005	Ryan Zimmerman	.393
2006	Brandon Marsh	.380
2007	Greg Miclat	.376
2008	John Barr	.325
2009	Dan Grovatt	.356
2010	Keith Werman	.414
2011	David Coleman	.362
2012	Stephen Bruno	.370
2013	Mike Papi	.381
2014	Mike Papi	.307
2015	Matt Thaiss	.323
2016	Matt Thaiss	.375
2017	Adam Haseley	.390
2018	Andy Weber	.344
2019	Tanner Morris	.345
2020	Chris Newell	.407
2021	Kyle Teel	.335
2022	Jake Gelof	.377
2023	Kyle Teel	.407

RUNS

1964	John Pincavage	12
1965	Edward Carrington	7
1966	Bill Curtis	12
1967	Charles Hall	11
1968	Steve Bryant	17
1969	Robert Schultz	24
1970	Steve Bryant	24
1971	Robbin Marvin	29
1972	Robbin Marvin	26
1973	Stephen Sroba	29
1974	Pete Andersen	30
1975	Pete Andersen	19
1976	Robbie Emerson	29
1977	David Duff	26
1978	Drew Schuett	32
1979	Mark Meleski	40
1980	Mark Maleski	31
1981	Jay West	47
1982	Steve Heon	53
1983	Glen Harris	33
1984	Bill Narleski	38
1985	Keith Kowalski	58
1986	Bill Narleski	55
1987	Bobby Rivell	47
1988	David Guy	60
1989	Chris Kughn	44
1990	Bobby Rivell	58
1991	Kevin Stock	35
1992	Jason Cook	44
1993	Jason Cook	40
1994	Brian Buchanan	57
1995	Justin Counts	49
1996	Adam Robinson	55
1997	Adam Robinson	53
1998	Brian Sherlock	46
1999	Tim LaVigne	46
2000	Luis Giraldo	50
2001	Hunter Wyant	48
2002	David Stone	53
2003	Joe Koshansky	43
2004	Mark Reynolds	60
2005	Matt Street	53
2006	David Adams	57
2007	Greg Miclat	51
2008	Greg Miclat	52
2009	Jarrett Parker	76
2010	Phil Gosselin	67
2011	Chris Taylor	63
2012	Chris Taylor	57
2013	Brandon Downes	67
2014	Cogswell/Papi	55
2015	Daniel Pinero	60
2016	Ernie Clement	62
2017	Adam Haseley	68
2018	Andy Weber	42
2019	Tanner Morris	56
2020	Zack Gelof	24
2021	Zack Gelof	50
2022	Jake Gelof	65
2023	Griff O'Ferrall	76

HITS

1964	John Pincavage	21
1965	Mack Wilcox	21
1966	Stewart Evans	24
1967	Charles Hall	23
1968	Steve Bryant	34
1969	Steve Bryant	37
1970	Steve Bryant	41
1971	Mike Cabbage	32
1972	Robbin Marvin	44
1973	Dave Bratt	40
1974	Pete Andersen	41
1975	Dean Pallotta	29
1976	Tony Zentgraf	48
1977	David Duff	47
1978	Drew Schuett	45
1979	Drew Schuett	51
1980	Jeff Musser	51
1981	Jay West	77
1982	Glen Harris	66
1983	George Priftis	45
1984	Bill Narleski	60
1985	Bill Narleski	79
1986	Kent Savedge	71
1987	Bill Narleski	71
1988	David Guy	70
1989	Chris Kughn	71
1990	Bobby Rivell	73
1991	Kevin O' Sullivan	73
1992	Hans Martinsen	54
1993	Brian Buchanan	65
1994	Brian Buchanan	78
1995	Justin Counts	68
1996	John Galloway	80
1997	Adam Robinson	76
1998	Brian Sherlock	71
1999	Jon Benick	88
2000	Tim LaVigne	72
2001	Hunter Wyant	86
2002	Dan Street	86
2003	Matt Street	74
2004	Ryan Zimmerman	90
2005	Ryan Zimmerman	92
2006	Brandon Guyer	80
2007	David Adams	84
2008	Greg Miclat	77
2009	Jarrett Parker	94
2010	Phil Gosselin	100
2011	John Hicks	92
2012	Stephen Bruno	88
2013	Brandon Downes	80
2014	Branden Cogswell	78
2015	Pavin Smith	83
2016	Ernie Clement	92
2017	Adam Haseley	87
2018	Andy Weber	72
2019	Tanner Morris	77
2020	Max Cotier	25
2021	Zack Gelof	81
2022	Alex Tappen	83
2023	Griff O'Ferrall	108

HOME RUNS

1964	John Pincavage	3
1965	John Pincavage	2
1966	Stewart Evans	3
1967	Charles Hall	2
1968	Joel DeBoe	2
1969	Steve Bryant	2
1970	Mike Cabbage	6
1971	Samuel Beale	3
1972	Duval White	2
1973	Dean Pallotta	4
1974	Pete Andersen	7
1975	Pete Andersen	5
1976	Tony Zentgraf	8
1977	David Duff	6
1978	Duke Duncan	11
1979	Paul Thomas	3
1980	William West	5
1981	George Priftis	6
1982	George Priftis	10
1983	Tony Latham	3
1984	Jeff Booker	8
1985	Bill Narleski	9
1986	Kent Savedge	14
1987	Bill Narleski	7
1988	Kevin McDonald	14
1989	Doug Johns	5
1990	Steve Cunha	12
1991	Steve Cunha	5
1992	Ron Zucchelli	4
1993	Brian Buchanan	6
1994	Brian Buchanan	22
1995	Justin Counts	6
1996	E.J. Anderson	14
1997	E.J. Anderson	12
1998	Brian Sherlock	10
1999	Jon Benick	10
2000	Luis Giraldo	8
2001	Dan Street	9
2002	Mark Reynolds	15
2003	Joe Koshansky	9
2004	Joe Koshansky	16
2005	Sean Doolittle	11
2006	Brandon Guyer	7
2007	Brandon Guyer	8
2008	Jeremy Farrell	11
2009	Jarrett Parker	16
2010	Phil Gosselin	11
2011	Proscia/Hicks	8
2012	Derek Fisher	7
2013	Brandon Downes	10
2014	Mike Papi	11
2015	Matt Thaiss	10
2016	Matt Thaiss	10
2017	Adam Haseley	14
2018	Andy Weber	5
2019	Morris/Simmons/Rivoli	5
2020	Zack Gelof	5
2021	Kyle Teel/Zack Gelof	9
2022	Jake Gelof	21
2023	Jake Gelof	23

RBI

1964	Mack Wilcox	10
1965	Edward Carrington	9
1966	Ron Bugnar	10
1967	Charles Hall	21
1968	Charles Hall	10
1969	Mike Cabbage	21
1970	Mike Cabbage	29
1971	Samuel Beale	29
1972	Dave Bratt	24
1973	Dean Pallotta	25
1974	Dean Pallotta	29
1975	Dean Pallotta	21
1976	Tony Zentgraf	34
1977	Duke Duncan	26
1978	Duke Duncan	39
1979	Jeff Musser	38
1980	William West	28
1981	Mark Meleski	45
1982	George Priftis	57
1983	George Priftis	34
1984	Bill Narleski	27
1985	Bill Narleski	53
1986	Kent Savedge	53
1987	Kent Savedge	50
1988	Chris Kughn	47
1989	Keith Lee	46
1990	Mike Linder	56
1991	Kevin O' Sullivan	39
1992	Jason Cook	28
1993	Brian Buchanan	37
1994	Brian Buchanan	66
1995	Justin Counts	40
1996	Adam Robinson	40
1997	John Galloway	56
1998	Brian Sherlock	60
1999	Jon Benick	54
2000	Tim LaVigne	47
2001	Jon Benick	57
2002	Dan Street	59
2003	Mark Reynolds	46
2004	Joe Koshansky	67
2005	Ryan Zimmerman	59
2006	Brandon Guyer	57
2007	Sean Doolittle	53
2008	Jeremy Farrell	54
2009	Jarrett Parker	65
2010	Steven Proscia	65
2011	Proscia/Hicks	59
2012	Stephen Bruno	54
2013	Brandon Downes	59
2014	Mike Papi	56
2015	Kenny Towns	67
2016	Matt Thaiss	59
2017	Pavin Smith	77
2018	Andy Weber	49
2019	Kent/Rivoli	42
2020	Chris Newell	20
2021	Nic Kent	45
2022	Jake Gelof	81
2023	Jake Gelof	90

Yearly ACC leaders

denoted in **bold**

ANNUAL PITCHING LEADERS

APPEARANCES

1964	Larry Gammon	11
1965	Keith Liskey	9
1966	Ned Turnbull	11
1967	Keith Liskey	10
1968	William Kelley	12
1969	David Greer	14
1970	Hunter Hollar	12
1971	Stephen Brindle	10
1972	Stephen Brindle	13
1973	Stephen Brindle	10
1974	Dave Lacross	11
1975	Scott Gardner	9
1976	Bill Harvey	16
1977	Paul Voigt	9
1978	Paul Voigt	10
1979	Paul Voigt	11
1980	Lannie Cropper	17
1981	Doug Erbaugh	16
1982	John Kampschror	17
1983	Andy Koontz	14
1984	Yogi Biggs	12
1985	Tim Burcham	15
1986	Bob Dement	21
1987	Mark McMillan	22
1988	Todd Vick	21
1989	Todd Figel	16
1990	Mike Long	21
1991	Todd Ruvak	23
1992	Don Melroy	28
1993	Don Melroy	20
1994	Matt Moore	32
1995	Matt Moore	29
1996	Jason Sekany	28
1997	Tim LaVigne	27
1998	Brandon Creswell	22
1999	Tommy Keiper	20
2000	Tim LaVigne	26
2001	Greg Hansard	21
2002	Alan Zimmerer	23
2003	Gabe Spooner	23
2004	Casey Lambert	29
2005	Casey Lambert	27
2006	Michael Schwimer	36
2007	Casey Lambert	28
2008	Michael Schwimer	26
2009	Matt Packer	32
2010	Tyler Wilson	31
2011	Branden Kline	32
2012	Justin Thompson	34
2013	Josh Sborz	30
2014	Nick Howard	31
2015	Josh Sborz	33
2016	Kevin Doherty	27
2017	Bennett Sousa	24
2018	Andrew Abbott	23
2019	Kyle Whitten	27
2020	Stephen Schoch	11
2021	Kyle Whitten	27
2022	Jay Woolfolk	
	Dylan Bowers	28
2023	Jay Woolfolk	30

INNINGS PITCHED

1964	Larry Gammon	57.2
1965	Larry Gammon	58.2
1966	Keith Liskey	75.0
1967	Keith Liskey	80.0
1968	William Kelley	64.0
1969	Richard Spigone	89.0
1970	Hunter Hollar	63.1
1971	Stephen Brindle	70.0
1972	Stephen Brindle	72.1
1973	David Lacross	70.0
1974	Barry Hollar	64.1
1975	Harry Thomas	62.2
1976	Harry Thomas	70.2
1977	Steven Norwood	59.1
1978	Marty Moore	54.0
1979	Paul Voigt	72.2
1980	Ricky Horton	66.2
1981	Mike Gordon	90.3
1982	Mike Gordon	81.2
1983	John Kampschror	66.1
1984	Tim Burcham	81.2
1985	Tim Burcham	117.0
1986	Andy Kavulich	81.0
1987	David Sammons	76.2
1988	Doug Johns	69.2
1989	Keith Seller	74.2
1990	Keith Seiler	64.1
1991	Kent Kruse	87.1
1992	Frank Lankford	84.0
1993	Frank Lankford	88.1
1994	Yates Hall	72.2
1995	Seth Greisinger	97.2
1996	Seth Greisinger	123.0
1997	Casey Kennedy	81.2
1998	Casey Kennedy	91.1
1999	Brandon Creswell	90.1
2000	Brandon Creswell	87.1
2001	Brandon Creswell	100.0
2002	Jeff Kamrath	96.0
2003	Andrew Dobies	79.2
2004	Andrew Dobies	108.1
2005	Jeff Kamrath	101.2
2006	Jacob Thompson	100.1
2007	Jacob Thompson	114.0
2008	Pat McAnaney	83.1
2009	Danny Hultzen	95.1
2010	Danny Hultzen	106.2
2011	Danny Hultzen	118.0
2012	Branden Kline	93.2
2013	Scott Silverstein	91.1
2014	Brandon Waddell	114.0
2015	Connor Jones	115.2
2016	Connor Jones	103.2
2017	Daniel Lynch	77.1
2018	Derek Casey	95.2
2019	Noah Murdock	74.1
2020	Mike Vasil	22.0
2021	Andrew Abbott	106.2
2022	Nate Savino	78.0
2023	Brian Edgington	88.1

WINS

1964	Ned Turnbull	4
1965	Larry Gammon	4
1966	Ned Turnbull	3
1967	Keith Liskey	5
1968	William Kelley	3
1969	Richard Spigone	7
1970	Richard Spigone	5
1971	Stephen Brindle	7
1972	Stephen Brindle	5
1973	Stephen Brindle	4
1974	Harry Thomas	5
1975	Scott Gardner	6
1976	Greg Haden	5
1977	West Lescanec	3
1978	West Lescanec	4
1979	Paul Voigt	6
1980	West Lescanec	5
1981	Mike Gordon/ Charlie Thomas	6
1982	John Kampschror	5
1983	John Kampschror	3
1984	Tim Burcham	7
1985	Tim Burcham	11
1986	Andy Kavulich	7
1987	Andy Kavulich	5
1988	Mike Long	6
1989	Keith Seller	6
1990	Doug Johns	4
1991	Steve Lindner	5
1992	Frank Lankford	5
1993	Tom Crowley	5
1994	Yates Hall	6
1995	Seth Greisinger	6
1996	Seth Greisinger	12
1997	Geoff Zawatski	7
1998	Kevin ShROUT	6
1999	Brandon Creswell	6
2000	Brandon Creswell	5
2001	Brandon Creswell	7
2002	Jeff Kamrath	7
2003	Joe Koshansky	7
2004	Matt Avery	7
2005	Jeff Kamrath	9
2006	Sean Doolittle	11
2007	Jacob Thompson	11
2008	Matt Packer	6
2009	Andrew Carraway Danny Hultzen Tyler Wilson	9
2010	Danny Hultzen	11
2011	Danny Hultzen	12
2012	Shane Halley	9
2013	Scott Silverstein	10
2014	Brandon Waddell	10
2015	Connor Jones/ Josh Sborz	7
2016	Connor Jones	11
2017	Alec Bettinger	8
2018	Derek Casey	7
2019	Chesdin Harrington	5
2020	Andrew Abbott Blake Bales Griff McGarry	3
2021	Andrew Abbott	9
2022	Brian Gursky	7
2023	Connelly Early	12

ERA (Minimum 45.0 IP)

1964	Earle Wentz	1.50
1965	Larry Gammon	1.38
1966	Ned Turnbull	3.02
1967	Keith Liskey	2.25
1968	Hunter Hollar	3.00
1969	Edward Kihm	1.88
1970	Richard Spigone	2.36
1971	Edward Kihm	1.76
1972	William Judkins	1.47
1973	Dave Lacross	1.67
1974	Bill Harvey	1.50
1975	Scott Gardner	2.43
1976	Greg Haden	3.57
1977	Steven Norwood	1.90
1978	West Lescanec	2.09
1979	Paul Voigt	2.60
1980	Ricky Horton	2.70
1981	John Kampschror	3.36
1982	Todd Kirtley	4.15
1983	Andy Koontz	3.38
1984	Tim Burcham	2.53
1985	Tim Burcham	1.77
1986	Bob Dement	2.70
1987	David Sammons	4.93
1988	Adam Syrek	2.83
1989	Kevin Stock	3.04
1990	Tony Moore	4.30
1991	Steve Lindner	1.43
1992	Deron Dowhower	2.25
1993	Don LeRoy	3.00
1994	Derrick Cusick	3.54
1995	Patrick Daneker	3.57
1996	Seth Greisinger	1.76
1997	Andy Lee	2.70
1998	Bradley Nuckols	2.52
1999	Jon Metzger	3.53
2000	Dan Street	0.69
2001	Dan Street	2.76
2002	Jeff Kamrath	3.28
2003	Mike Ballard	1.93
2004	Casey Lambert	2.54
2005	Jeff Kamrath	2.12
2006	Sean Doolittle	2.38
2007	Jacob Thompson	1.50
2008	Matt Packer	1.14*
2009	Danny Hultzen	2.17
2010	Danny Hultzen	2.78
2011	Danny Hultzen	1.37
2012	Kyle Crockett	2.15
2013	Scott Silverstein	3.15
2014	Nathan Kirby	2.06
2015	Josh Sborz	1.60
2016	Adam Haseley	1.73
2017	Alec Bettinger	2.43
2018	Andrew Abbott	3.18
2019	Chesdin Harrington	3.49
2020	Griff McGarry	1.35
2021	Andrew Abbott	2.87
2022	Nate Savino	3.69
2023	Connelly Early	3.09

STRIKEOUTS

1964	Larry Gammon	50
1965	Larry Gammon	30
1966	Ned Turnbull	84
1967	Keith Liskey	54
1968	William Kelley	42
1969	Richard Spigone	77
1970	Richard Spigone	63
1971	Edward Kihm	67
1972	Stephen Brindle	53
1973	Dave Lacross	48
1974	Barry Hollar	55
1975	Harry Thomas	42
1976	Harry Thomas	65
1977	Steven Norwood	68
1978	Marty Moore	43
1979	Paul Voigt	62
1980	Ricky Horton	70
1981	Mike Gordon	87
1982	Mike Gordon	46
1983	Tim Burcham	39
1984	Tim Burcham	87
1985	Tim Burcham	146
1986	Andy Kavulich	58
1987	David Sammons	51
1988	Doug Johns	55
1989	Keith Seller	63
1990	Kent Kruse	58
1991	Kent Kruse	76
1992	Frank Lankford	62
1993	Frank Lankford	81
1994	Yates Hall	104
1995	Seth Greisinger	97
1996	Seth Greisinger	141
1997	Casey Kennedy	48
1998	Kevin ShROUT	93
1999	Brandon Creswell	84
2000	Kevin ShROUT	61
2001	Brandon Creswell	75
2002	Jeff Kamrath	67
2003	Andrew Dobies	72
2004	Andrew Dobies	109
2005	Jeff Kamrath	80
2006	Sean Doolittle	108
2007	Jacob Thompson	101
2008	Pat McAnaney	93
2009	Danny Hultzen	107
2010	Danny Hultzen	123
2011	Danny Hultzen	165
2012	Branden Kline	94
2013	Brandon Waddell	84
2014	Nathan Kirby	112
2015	Connor Jones	113
2016	Connor Jones	72
2017	Alec Bettinger	71
2018	Derek Casey	106
2019	Noah Murdock	69
2020	Griff McGarry	31
2021	Andrew Abbott	162
2022	Brian Gursky	84
2023	Connelly Early	100

ACC leader denoted in **bold**
* denotes NCAA leader

SINGLE-SEASON TEAM RECORDS

BATTING

Batting Average

1.	.333	1985
2.	.332	2023
3.	.331	2010
4.	.328	1981
5.	.327	2009
6.	.325	1988
7.	.322	2006
7.	.321	2017
9.	.317	1986
10.	.314	2007

At-Bats

1.	2343	2009
2.	2334	2011
3.	2310	2023
	2310	2015
5.	2305	2014
6.	2295	2010
7.	2162	1996
8.	2157	2013
9.	2156	2007
10.	2145	2021

Hits

1.	767	2009
2.	766	2023
3.	759	2010
4.	709	2011
5.	687	2006
6.	673	2013
7.	667	2007
8.	662	2017
9.	645	2016
	645	2014

Runs

1.	582	2023
2.	525	2010
3.	507	2009
4.	499	2022
5.	489	2013
6.	471	2011
7.	467	1985
8.	464	2006
9.	459	2017
10.	438	1988

Runs/Game

1.	8.95	2023
2.	8.65	1985
3.	8.60	2022
4.	8.42	1988
5.	8.08	2010
6.	7.98	1981
7.	7.80	2009
	7.80	1982
9.	7.78	2017
10.	7.48	2006

Doubles

1.	172	2023
2.	160	2010
3.	148	2011
4.	138	2009
5.	134	2013
6.	126	2016
7.	125	1985
8.	122	2006
9.	122	1997
10.	120	2008

Triples

1.	32	2012
	32	2010
3.	31	2013
4.	28	2009
5.	27	1993
6.	22	2006
7.	20	2004
8.	19	2016
9.	18	2017
	18	2008

Home Runs

1.	83	2023
2.	75	2022
3.	67	1988
4.	62	1996
5.	61	2017
	61	2010
7.	60	2002
8.	59	2009
	59	1998
10.	58	1997

Home Runs/Game

1.	1.41	1978
2.	1.29	1988
	1.29	2022
4.	1.28	2023
5.	1.16	1986
6.	1.12	1982
7.	1.07	1998
	1.07	1997
9.	1.05	2002
10.	1.04	1987

Runs Batted In

1.	533	2023
2.	484	2010
3.	468	2009
4.	458	2013
	458	2022
6.	432	2011
7.	416	2017
	416	2006
9.	411	1985
10.	396	2007

Total Bases

1.	1215	2023
2.	1166	2010
3.	1138	2009
4.	998	2013
5.	990	2022
6.	986	2017
7.	964	2011
8.	935	2016
9.	928	2006
10.	922	1985

Slugging Pct.

1.	.526	2023
2.	.508	2010
3.	.499	1988
4.	.486	2009
	.486	2022
6.	.478	2017
7.	.470	1978
	.470	1997
9.	.463	2013
10.	.448	2002

On Base Pct.

1.	.426	2023
2.	.421	1985
3.	.420	1983
4.	.414	1986
5.	.413	2010
6.	.411	2006
7.	.408	2013
8.	.407	1984
	.407	2022
10.	.405	2017

Sacrifice Bunts

1.	87*	2014
2.	85	2012
3.	63	2006
4.	60	2011
5.	57	2016
	57	2004
7.	54	2015
8.	53	2007
9.	51	2005
10.	50	2017
	50	2013

Sacrifice Flies

1.	50	2010
2.	45	2013
3.	40	2009
4.	39	2017
	39	2006
6.	37	2011
7.	36	2012
8.	35	1985
9.	33	2019
	33	2022

Stolen Bases

1.	134	2008
2.	128	2007
3.	125	1990
4.	119	2009
5.	115	2006
6.	98	2004
7.	93	2010
8.	90	2011
9.	86	1997
10.	85	1988

Stolen Bases/ Game

1.	2.31	1990
2.	2.16	2008
3.	2.09	2007
4.	2.04	1981
5.	1.85	2006
6.	1.83	2009
7.	1.69	1982
8.	1.66	2004
9.	1.63	1988
10.	1.59	1997

Hit By Pitch

1.	102	2011
2.	98	2012
3.	86	2006
4.	82	2023
5.	77	2005
6.	76	2004
7.	74	2007
8.	73	2014
9.	70	2013
10.	68	2015

PITCHING

ERA

1.	1.77	1950
2.	2.23	2014
	2.23	1971
4.	2.24	2011
5.	2.43	1968
6.	2.74	2005
7.	2.81	2007
	2.81	1965
	2.81	1970
10.	2.91	1967

Innings Pitched

1.	626.0	2014
2.	613.1	2015
3.	612.0	2011
4.	583.0	2009
5.	581.1	2010
6.	573.1	2023
7.	563.1	1996
8.	560.0	2021
9.	556.2	2013
10.	553.2	2007

Strikeouts

1.	687	2021
2.	664	2011
3.	627	2023
4.	598	2022
5.	593	2009
6.	569	2018
7.	561	2014
8.	551	2008
9.	550	2015
10.	547	2010

Strikeouts/9 Inn.

1.	11.00	2021
2.	10.88	1949
3.	10.53	2018
4.	10.52	2022
5.	9.82	2023
6.	9.76	2011
7.	9.15	2009
	9.15	2019
9.	9.12	1994
10.	9.05	2008

BB/9 Innings

1.	1.72	1947
2.	2.28	2011
3.	2.36	2013
4.	2.55	2006
5.	2.71	2007
6.	2.72	1967
7.	2.74	2005
8.	2.78	2009
9.	2.87	2014
10.	2.97	2004

Complete Games

1.	22	1974
2.	12	2001
	12	1965
	12	1967
	12	1968
	12	1982
7.	11	1996
8.	10	1986
9.	7	1993
10.	6	2000

Saves

1.	25	2015
	25	2010
3.	24	2014
4.	21	2011
5.	19	2008
6.	18	2009
7.	17	2005
8.	16	2013
	16	2023
10.	15	2017
	15	2007

Shutouts

1.	16*	2011
2.	11	2005
3.	10	2006
4.	9	2013
	9	2007
6.	8	2014
7.	7	2018
	7	2022
9.	6	1996
	6	2021
	6	2023

MISC.

Fielding Pct.

1.	.981*	2014
2.	.978	2011
	.978	2023
4.	.977	2010
	.977	2019
6.	.975	2005
	.975	2021
8.	.974	2017
9.	.973	2004
10.	.972	2012
	.972	2009
	.972	2018
	.972	2022

Team Wins

1.	56	2011
2.	53	2014
3.	51	2010
4.	50	2013
	50	2023
6.	49	2009
7.	47	2006
8.	45	2007
9.	44	2015
	44	2004
	44	1996

Team Losses

1.	35	1999
2.	34	1994
3.	32	2002
	32	1990
5.	31	2001
	31	2000
7.	30	1993
	30	1992
	30	1987
10.	29	1995

Consecutive Wins

1.	19	2009
2.	14	2013
	14	2010
	14	2004
	14	2022
	14	2023
7.	13	2011
	13	2007
9.	12	2011
	12	2004

*denotes ACC records

**2020 Per game statistics did not count towards team season records

NATIONAL AWARDS AND HONORS

ABCA ALL-AMERICANS

1996 Seth Greisinger, P ... 1st
2006 Sean Doolittle, UTL .2nd
2007 Jacob Thompson, RHP (1st)
2009 Danny Hultzen, UTL... 1st
2009 Jarrett Parker, OF2nd
2010 Danny Hultzen, LHP.. 1st
2010 Kevin Arico, RHP2nd
2011 Danny Hultzen, LHP.. 1st
2011 Branden Kline, RHP..2nd
2011 John Hicks, C 3rd
2013 Mike Papi, OF 1st
2014 Nathan Kirby, SP 1st
2014 Nick Howard, RP2nd
2016 Connor Jones, SP ... 1st
2017 Adam Haseley, OF 1st
2021 Andrew Abbott, SP ...2nd
2022 Jake Gelof, 3B2nd
2023 Kyle Teel, C 1st
2023 Griff O’Ferrall 3rd

BASEBALL AMERICA

ALL-AMERICANS

1985 Tim Burcham, P2nd
1994 Brian Buchanan, OF . 1st
1996 Seth Greisinger, P 1st
2004 Joe Koshansky, UTL . 3rd
2005 Ryan Zimmerman, 3B2nd
2006 Sean Doolittle, UTL ..2nd
2007 Jacob Thompson, RHP1st
2009 Jarrett Parker, OF2nd
2009 Danny Hultzen, UTL.. 3rd
2010 Danny Hultzen, LHP..2nd
2011 Danny Hultzen, UTL... 1st
2013 Mike Papi, OF 1st
2014 Nathan Kirby, SP 1st
2016 Connor Jones, SP2nd
2016 Matt Thaiss, DH.....2nd
2016 Adam Haseley, UTL .. 3rd
2017 Adam Haseley, OF 1st
2021 Andrew Abbott, SP ... 3rd
2022 Jake Gelof, 3B 3rd
2023 Kyle Teel, C 1st

COLLEGIATE BASEBALL/ LOUISVILLE SLUGGER

ALL-AMERICANS

1994 Brian Buchanan, OF .2nd
1996 Seth Greisinger, P 1st
2004 Joe Koshansky, UTL .2nd
2006 Sean Doolittle, 1B ...2nd
2007 Jacob Thompson, RHP1st
2007 Sean Doolittle, UTL.. 3rd
2009 Jarrett Parker, OF 3rd
2010 Kevin Arico, RHP 1st
2010 Danny Hultzen, LHP.. 1st
2010 Phil Gosselin, OF 3rd
2011 Danny Hultzen, UTL.. 1st
2011 Branden Kline, RHP..2nd
2011 John Hicks, C 3rd
2014 Nathan Kirby, LHP 1st
2014 Nick Howard, RHP.... 3rd
2015 Matt Thaiss, C 3rd

2016 Connor Jones, RHP ..2nd
2016 Matt Thaiss, C 3rd
2017 Adam Haseley, UTL ..2nd
2018 Andy Weber, 2B 3rd
2020 Zack Gelof, 3B.....2nd
2020 Chris Newell, OF2nd
2021 Andrew Abbott, SP ...2nd
2022 Devin Ortiz, UTL.....2nd
2022 Jake Gelof, 3B 3rd
2023 Kyle Teel, C 1st
2023 Jake Gelof, 3B2nd
2023 Connelly Early, LHP .. 3rd

D1BASEBALL ALL-AMERICANS

2016 Matt Thaiss, C2nd
2016 Connor Jones, SP2nd
2017 Adam Haseley, OF 1st
2021 Andrew Abbott, SP ...2nd
2022 Jake Gelof, 3B 3rd
2023 Kyle Teel, C 1st

NCBWA ALL-AMERICANS

2005 Ryan Zimmerman, 3B . 3rd
2006 Sean Doolittle, UTL ..2nd
2007 Jacob Thompson, SP....1st
2008 Michael Schwimer, RP 3rd
2009 Danny Hultzen, UTL..2nd
2009 Jarrett Parker, OF2nd
2010 Kevin Arico, RP 1st
2010 Danny Hultzen, SP ... 1st
2010 Phil Gosselin, OF 3rd
2011 Danny Hultzen, UTL.. 1st
2011 Branden Kline, RP....2nd
2011 Will Roberts, SP.....2nd
2013 Kyle Crockett, RP 3rd
2014 Nathaniel Kirby, SP2nd
2015 Matt Thaiss, C 3rd
2016 Connor Jones, SP 1st
2016 Matt Thaiss, C 3rd
2016 Adam Haseley, UTL .. 3rd
2017 Adam Haseley, UTL ..2nd
2017 Tommy Doyle, RP 3rd
2021 Blake Bales, RP2nd
2021 Andrew Abbott, SP ... 3rd
2022 Devin Ortiz, UTL2nd
2022 Jake Gelof, 3B 3rd
2022 Alex Tappen, OF 3rd
2023 Kyle Teel, C 1st
2023 Connelly Early, LHP .. 1st
2023 Jake Gelof, 3B2nd

PERFECT GAME ALL-AMERICANS

2011 Danny Hultzen, UTL.. 1st
2011 Branden Kline, RP...2nd
2013 Mike Papi, OF2nd
2014 Nathan Kirby, SP 1st
2014 Nick Howard, RP2nd
2014 Mike Papi, DH.....2nd
2016 Connor Jones, SP 1st
2016 Matt Thaiss, DH..... 3rd
2016 Adam Haseley, UTL . 3rd

2017 Adam Haseley, UTL .2nd
2021 Andrew Abbott, SP ...2nd
2022 Jake Gelof, 3B 3rd
2023 Kyle Teel, C 1st
2023 Connelly Early, LHP ..2nd
2023 Jake Gelof, 3B 3rd

RIVALDS.COM ALL-AMERICANS

2007 Jacob Thompson, SP 1st
2007 Sean Doolittle, UTL ..2nd
2009 Jarrett Parker, OF 1st
2010 Danny Hultzen, LHP.. 1st

COLLEGE BASEBALL INSIDER ALL-AMERICANS

2004 Joe Koshansky, UTL . 1st
2004 Ryan Zimmerman, 3B .. HM
2006 Sean Doolittle, UTL ..2nd
2007 Jacob Thompson, SP 1st

USA TODAY SPORTS WEEKLY ALL-AMERICANS

2004 Joe Koshansky, UTL .2nd

COSIDA/CSC ACADEMIC TEAM MEMBER OF THE YEAR

2023 Jake Gelof, 3B

COSIDA/CSC ACADEMIC ALL-AMERICANS

1970 Steve Bryant, OF 1st
1972 Mike Judkins, P 3rd
1982 Kevin Clarke, DH..... 3rd
1983 Kevin Clarke, OF 3rd
1984 Kevin Clarke, OF 1st
1990 Richard Sharff, 3B ...2nd
2001 David Stone, OF 3rd
2002 David Stone, OF2nd
2010 Danny Hultzen, P2nd
2011 Danny Hultzen, P 1st
2022 Jake Gelof, 3B 1st
2023 Jake Gelof, 3B 1st

BUSTER POSEY NATIONAL COLLEGIATE CATCHER OF THE YEAR

2023 Kyle Teel

JOHN OLERUD TWO-WAY PLAYER AWARD

2011 Danny Hultzen

ABCA/RAWLINGS GOLD GLOVE AWARD

2010 Jarrett Parker
2023 Ethan O’Donnell

LOWE’S SENIOR CLASS AWARD

2011 Tyler Wilson

COLLEGIATE BASEBALL FRESHMAN OF THE YEAR

2020 Chris Newell

GOLDEN SPIKES AWARD FINALISTS

1996 Seth Greisinger
2011 Danny Hultzen
2017 Adam Haseley

GOLDEN SPIKES AWARD SEMIFINALISTS

2007 Jacob Thompson
2007 Sean Doolittle
2008 Pat McAnaney
2010 Danny Hultzen
2011 Danny Hultzen
2014 Nathan Kirby
2016 Connor Jones
2017 Pavin Smith
2017 Adam Haseley
2021 Andrew Abbott
2022 Jake Gelof
2023 Jake Gelof
2023 Kyle Teel



In 2023, Kyle Teel became UVA's first player ever to garner First Team All-America honors from six different publications

NATIONAL AWARDS AND HONORS

DICK HOWSER TROPHY FINALISTS

2004 Joe Koshanksy

DICK HOWSER TROPHY SEMIFINALISTS

2004 Joe Koshanksy
 2007 Sean Doolittle
 2007 Jacob Thompson
 2010 Danny Hultzen
 2011 Danny Hultzen
 2011 Will Roberts
 2016 Connor Jones
 2016 Matt Thaiss
 2017 Adam Haseley
 2022 Jake Gelof
 2023 Jake Gelof
 2023 Kyle Teel

ABCA

NATIONAL COACH OF THE YEAR

2015 Brian O'Connor

BASEBALL AMERICA

NATIONAL COACH OF THE YEAR

2015 Brian O'Connor

COLLEGIATE BASEBALL

NATIONAL COACH OF THE YEAR

2015 Brian O'Connor

D1BASEBALL

NATIONAL COACH OF THE YEAR

2015 Brian O'Connor

COLLEGE BASEBALL INSIDER

NATIONAL COACH OF THE YEAR

2004 Brian O'Connor
 2009 Brian O'Connor

NCBWA

NATIONAL COACH OF THE YEAR

2009 Brian O'Connor

PERFECT GAME

NATIONAL COACH OF THE YEAR

2015 Brian O'Connor

BASEBALL AMERICA

FRESHMAN ALL-AMERICANS

2005 Sean Doolittle, UTL.. 1st
 2006 Jacob Thompson, RHP 1st
 2006 David Adams, 2B2nd
 2009 Danny Hultzen, UTL.. 1st
 2015 Pavin Smith, OF2nd
 2018 Andrew Abbott, LHP .2nd
 2021 Kyle Teel, DH 1st
 2023 Jack O'Connor, RHP .2nd

COLLEGIATE BASEBALL/ LOUISVILLE SLUGGER

FRESHMAN ALL-AMERICANS

2000 Ben Himes, OF (HM)
 2002 Mark Reynolds, IF (HM)
 2005 Sean Doolittle, UTL
 2005 Robert Poutier, RHP
 2005 Pat McAnaney, LHP
 2006 David Adams, IF
 2006 Jeremy Farrell, IF
 2006 Greg Miclat, IF
 2006 Jacob Thompson, RHP
 2008 Dan Grovatt, OF
 2009 Danny Hultzen, UTL
 2009 Steven Proscia, IF
 2012 Derek Fisher, OF
 2013 Joe McCarthy, OF
 2014 Daniel Pinero, SS
 2015 Pavin Smith, OF
 2015 Adam Haseley, UTL
 2018 Andrew Abbott, LHP
 2019 Nic Kent, 2B
 2020 Max Cotier, 2B
 2020 Chris Newell, OF
 2021 Kyle Teel, DH
 2022 Casey Saucke, OF
 2022 Jay Woolfolk, RP

D1BASEBALL

FRESHMAN ALL-AMERICANS

2015 Pavin Smith, DH.....2nd
 2019 Nic Kent, 2B.....2nd
 2021 Kyle Teel, DH 1st

NCBWA FRESHMAN ALL-AMERICANS

2009 Danny Hultzen, UTL.. 1st
 2012 Derek Fisher, OF2nd
 2013 Joe McCarthy, OF 1st
 2022 Griff O'Ferrall, SS..... 1st

PERFECT GAME FRESHMAN ALL-AMERICANS

2022 Jack O'Connor, RHP . 1st

ABCA ALL-REGION (SINCE 2003)

2005 Ryan Zimmerman, 3B2nd
 2005 Jeff Kamrath, SP.....2nd
 2007 Greg Miclat, DH 1st
 2007 Jacob Thompson, SP 1st
 2007 Brandon Guyer, OF ...2nd
 2008 Michael Schwimer, RP1st
 2009 Jarrett Parker, OF 1st
 2009 Danny Hultzen*, SP . 1st
 2010 Danny Hultzen, SP ... 1st
 2010 Kevin Arico, RP 1st
 2010 Phil Gosselin, OF2nd
 2011 John Hicks, C 1st
 2011 Danny Hultzen, SP ... 1st
 2011 Branden Kline, RP.... 1st
 2011 Will Roberts, SP.....2nd
 2013 Mike Papi, OF 1st
 2013 Kyle Crockett, RP2nd
 2014 Nathan Kirby, SP 1st
 2014 Nick Howard, RP 1st
 2014 Mike Papi, 1B..... 1st
 2015 Josh Sborz, RP2nd
 2016 Connor Jones, SP 1st
 2016 Matt Thaiss, C2nd
 2017 Adam Haseley, OF.... 1st
 2017 Pavin Smith, 1B2nd

2017 Tommy Doyle, RP2nd
 2018 Andy Weber, 2B 1st
 2019 Nic Kent*, 2B..... 1st
 2021 Andrew Abbott, SP ... 1st
 2021 Blake Bales, RP 1st
 2022 Jake Gelof, 3B 1st
 2022 Alex Tappen, OF 1st
 2023 Jake Gelof, 3B 1st
 2023 Griff O'Ferrall, SS..... 1st
 2023 Kyle Teel, C 1st

** Indicates Freshman Season
 No All-Region Team was named in 2020 (CoVID19)

USA BASEBALL

16 Virginia players have represented the United States with USA Baseball National Teams. The full list is below:

Name	Pos.	Year	Tournament (Place)
Bill Narleski	INF	1986	World Championships (Bronze Medal)
Seth Greisinger	P	1996	Olympics (Bronze Medal)
Ryan Zimmerman	INF	2004	World University Games (Gold Medal)
Sean Doolittle	INF/P	2005	FISU World Championship (Champions)
		2006	FISU World Championships (Champions)
Mark Reynolds	INF	2006	Won Olympic qualifying tournament
Jacob Thompson	P	2007	Pan American Games (Silver Medal)
Branden Kline	P	2011	N/A
Matt Thaiss	C	2015	N/A
Jake McCarthy	OF	2017	N/A
Andrew Abbott	LHP	2019	N/A
Nate Savino	LHP	2021	N/A
Matt Wyatt	RHP	2021	N/A
Kyle Teel	C/UTL	2021	N/A
		2022	Honkbalweek Haarlem (Bronze Medal)
Griff O'Ferrall	INF	2023	N/A
Jay Woolfolk	RHP	2023	N/A
Ethan Anderson	C/1B	2023	N/A

POSTSEASON AWARDS AND HONORS

ACC TOURNAMENT MVP

- 1996** Seth Greisinger, P
- 2009** Dan Grovatt, OF
- 2011** Steven Proscia, 3B

ALL-ACC TOURNAMENT

- 1989** Chris Kughn, OF
- 1990** Kevin O'Sullivan, C
- 1991** Jason Cook, SS
Kevin O'Sullivan, C
- 1996** E.J. Anderson, DH
John Galloway, OF
Seth Greisinger, P
Adam Robinson, SS
Brian Sherlock, 3B
Symmion Willis, OF
- 2000** Jon Benick, 1B
Tim LaVigne, SS
- 2003** Joe Koshansky, UTL
- 2005** Matt Avery, RHP
Sean Doolittle, UTL
Tom Hagan, 1B/DH
Scott Headd, C
Kyle Werman, 2B
Ryan Zimmerman, 3B
- 2008** David Coleman, OF
- 2009** Dan Grovatt, OF
Danny Hultzen, UTL
Franco Valdes, C
- 2011** Steven Proscia, 3B
Kenny Swab, OF
Chris Taylor, SS
- 2012** Colin Harrington, OF
- 2013** Reed Gagnani, 2B
- 2014** Nick Howard, UTL
- 2016** Daniel Pinero, SS
Matt Thaiss, C
- 2021** Zack Gelof, 3B
Andrew Abbott, P

NCAA REGIONAL

ALL-TOURNAMENT TEAM

- 2004** **Charlottesville**
Matt Avery, P
Scott Headd, C
Tim Henry, OF
Joe Koshansky, 1B
Ryan Zimmerman, 3B
- 2005** **Corvallis**
Kyle Werman, 2B
- 2006** **Charlottesville**
Sean Doolittle, 1B
Brandon Guyer, OF
- 2007** **Charlottesville**
Sean Doolittle, P
Beau Seabury, C
- 2008** **Fullerton**
John Barr, OF
- 2009** **Irvine**
Franco Valdes, C (MOP)
Danny Hultzen, LHP
Phil Gosselin, 2B
Jarrett Parker, OF
Steven Proscia, 3B
- 2010** **Charlottesville**
John Barr, DH
Phil Gosselin, OF
John Hicks, 1B
Branden Kline, P
Jarrett Parker, OF
Franco Valdes, C
- 2011** **Charlottesville**
Danny Hultzen, P/DH (MOP)
John Barr, OF
John Hicks, C
David Coleman, OF
Steven Proscia, 3B
Will Roberts, P
Chris Taylor, SS
- 2012** **Charlottesville**
Nate Irving, C
Stephen Bruno, 3B
- 2013** **Charlottesville**
Kyle Crockett, P (MOP)
Nick Howard, SS
Nate Irving, C
Joe McCarthy, OF
Scott Silverstein, P
Kenny Towns, 3B

- 2014** **Charlottesville**
Nathan Kirby, P (MOP)
Brandon Downes, OF
Derek Fisher, OF
John La Prise, 3B
Artie Lewicki, P
Mike Papi, 1B

- 2015** **Lake Elsinore**
Adam Haseley, OF
Pavin Smith, OF
Kenny Towns, 3B
Brandon Waddell, SP

- 2016** **Charlottesville**
Adam Haseley, OF
Daniel Pinero, SS
Pavin Smith, 1B

- 2021** **Columbia**
Devin Ortiz, DH (MOP)
Logan Michaels, C
Jake Gelof, 1B
Nic Kent, SS
Zack Gelof, 3B
Kyle Teel, OF

- 2022** **Greenville**
Kyle Teel, C
Jake Gelof, 3B
Alex Tappen, OF

- 2023** **Charlottesville**
Connelly Early, P (MOP)
Kyle Teel, C
Ethan Anderson, 1B
Jake Gelof, 3B
Griff O'Ferrall, SS
Casey Saucke, OF
Ethan O'Donnell, OF
Anthony Stephan, DH
Nick Parker, P

COLLEGE WORLD SERIES ALL-TOURNAMENT TEAM

- 2009** Tyler Cannon, SS
- 2014** Branden Cogswell, 2B
Brandon Downes, OF
Nate Irving, C
Artie Lewicki, P
Brandon Waddell, P
- 2015** Josh Sborz, P (MOP)
Ernie Clement, 2B
Daniel Pinero, SS
Kenny Towns, 3B
Brandon Waddell, P
- 2021** Zack Gelof, 3B

ELITE 89 AWARD

- 2015** Thomas Woodruff

ACC AWARDS AND HONORS

ACC TEAM CHAMPIONSHIPS

Regular Season

1972*
1985
2010 (Coastal Division)
2011 (Coastal Division)
2023 (Coastal Division)

Tournament

1996*
2009*
2011*
*Official ACC champion

ACC COACH OF YEAR

1985 Dennis Womack
2004 Brian O'Connor
2010 Brian O'Connor
2011 Brian O'Connor
2013 Brian O'Connor
2014 Brian O'Connor

ACC PLAYER OF YEAR

2004 Joe Koshansky
2006 Sean Doolittle
2023 Kyle Teel

ACC PITCHER OF YEAR

2010 Danny Hultzen
2011 Danny Hultzen
2014 Nathan Kirby

ACC FRESHMAN OF YEAR

2009 Danny Hultzen
2013 Joe McCarthy

ACC ALL-ACADEMIC TEAM

2006 Andrew Carraway
Tom Hagan
Tim Henry
2007 Andrew Carraway
Neal Davis
Brandon Marsh
Mike Mitchell

2008 Andrew Carraway
Neal Davis
Dan Grovatt
2009 Jarrett Parker
Phil Gosselin
Dan Grovatt
Danny Hultzen
Robert Morey
Robert Poutier
2010 Neal Davis
Danny Hultzen
Brandon Kline
Robert Morey
2011 Danny Hultzen
Whit Mayberry
Tyler Wilson
Cody Winiarski
2012 Colin Harrington
Nate Irving
Brandon Kline
2013 Nate Irving
Whit Mayberry
Scott Silverstein
2014 Whit Mayberry
Mike Papi
Daniel Pinero
Brandon Waddell
2015 Brandon Waddell
Thomas Woodruff
2016 Kevin Doherty
2017 Robbie Coman
Tommy Doyle
Chesdin Harrington
2018 Andrew Abbott
Daniel Lynch
2019 Chesdin Harrington
Andrew Abbott
Nic Kent
Kyle Whitten
Riley Wilson

*No ACC All-Academic Teams named in 2020

2021 Andrew Abbott
Kyle Whitten
Nate Savino
2022 Kyle Teel
Griff O'Ferrall
Brian Gursky
Devin Ortiz
Casey Saucke
Alex Tappen
2023 Evan Blanco
Brian Edgington
Jake Gelof
Jacob Hodorovich
Chase Hungate
Kevin Jaxel
Jack O'Connor
Ethan O'Donnell
Griff O'Ferrall
Nick Parker
Casey Saucke
Angelo Tonas

ALL-ACC TEAMS

1956 Chuck Arnold, OF.....1st
Bob Hardy, 1B.....2nd
1957 Herb Busch, P.....2nd
Chuck Arnold, OF.....2nd
1959 Reece Whitley, C1st
1961 Bill Timberlake, 2B1st
1962 Bill Spencer, P.....1st
George Farson, C2nd
Pete Limburg, 2B2nd
1963 Carl Gibson, 2B2nd
Larry Tate, OF2nd
1964 John Pincavage, OF2nd
1965 John Pincavage, OF1st
Larry Gammon, P2nd
1966 Ned Turnbull, P.....2nd
1969 Steve Bryant, OF2nd
1970 Steve Bryant, OF1st
Mike Cabbage, SS.....2nd
1971 Mike Cabbage, SS.....1st
Sam Beale, C.....2nd
Ed Kihm, P.....2nd
Steve Sroba, OF.....2nd
1972 Robbin Marvin, OF.....1st
Steve Sroba, OF.....2nd
1973 Dean Pallotta, SS.....1st
Dave Bratt, OF2nd
Steve Sroba, OF.....2nd
1974 Dean Pallotta, SS.....1st
Dan Bernstein, C.....2nd
Harry Thomas, P2nd
Jon Williams, 3B2nd
1975 Peter Anderson, OF1st
Dean Pallotta, SS.....2nd
1976 Bob Emerson, 2B.....1st
Tony Zentgraf, 3B1st
1977 Duke Duncan, 1B2nd
Steve Norwood, P.....2nd
1978 David Duff, C1st
Duke Duncan, 1B1st
Steve Norwood, P.....2nd
Drew Schuett, OF2nd



Danny Hultzen - The only player in ACC history to win the league's pitcher of the year award twice (2010 & 2011). He is also the program's only three-time, First Team All-ACC honoree (2009-11)

ACC AWARDS AND HONORS

1979	Drew Schuett, OF1st Paul Voigt, P1st Jeff Musser, OF2nd
1980	Mark Meleski, SS1st Rickey Horton, P2nd Jeff Musser, OF2nd
1981	Mark Meleski, SS1st Jay West, OF1st
1982	Glenn Harris, 1B2nd
1982	Steve Heon, 2B2nd George Priftis, 3B2nd
1983	George Priftis, 2B1st Tony Latham, OF1st
1985	Tim Burcham, P1st Jeff Booker, 1B2nd Bill Narleski, SS2nd
1986	Bob Dement, P1st Bill Narleski, SS1st Keith Kowalski, 2B2nd
1987	Bill Narleski, SS2nd
1988	Kevin McDonald, OF2nd
1989	Chris Kughn, OF1st Keith Lee, DH2nd
1990	Kevin O'Sullivan, C1st Bobby Rivell, 2B1st Steve Cunha, OF2nd Mike Lindner, 1B2nd
1991	Kevin O'Sullivan, C1st Todd Ruyak, P2nd Kevin Stock, UTL2nd
1993	Tom Crowley, 2B1st
1994	Brian Buchanan, OF1st
1995	Justin Counts, UTL2nd
1996	Seth Greisinger, P2nd Adam Robinson, SS2nd
1997	Adam Robinson, SS2nd
1999	Jon Benick, UTL2nd
2000	Jon Benick, 1B1st Tim LaVigne, SS2nd Robbie Marvin, 2B2nd
2001	Brandon Creswell, P1st Dan Street, UTL1st
2002	Dan Street, DH2nd Jeff Kamrath, SP2nd
2003	Joe Koshansky, UTL1st
2004	Joe Koshansky, UTL1st Ryan Zimmerman, 3B1st Mark Reynolds, SS2nd Andrew Dobies, P2nd
2005	Jeff Kamrath, SP1st Sean Doolittle, UTL2nd Ryan Zimmerman, 3B2nd
2006	Sean Doolittle, UTL1st Tom Hagan, 1B1st Jacob Thompson, SP2nd Brandon Marsh, OF2nd
2007	Sean Doolittle, UTL1st Brandon Guyer, OF1st Jacob Thompson, SP1st David Adams, 2B2nd Casey Lambert, RP2nd
2008	Greg Miclat, SS1st



Phil Gosselin - Earned First Team All-ACC honors at two different positions, second base in 2009 and outfield in 2010.

	Pat McAnaney, SP2nd
2009	Tyler Cannon, SS1st Phil Gosselin, 2B1st Dan Grovatt, OF1st Danny Hultzen, UTL1st Jarrett Parker, OF1st
2010	Kevin Arico, RP1st Phil Gosselin, OF1st Danny Hultzen, SP1st Tyler Cannon, SS2nd Robert Morey, SP2nd Jarrett Parker, OF2nd Keith Werman, 2B2nd
2011	David Coleman, OF1st John Hicks, C1st Danny Hultzen, SP1st Branden Kline, RP1st Steven Proscia, 3B1st John Barr, OF2nd Tyler Wilson, SP2nd
2012	Branden Kline, SP2nd Justin Thompson, RP2nd Keith Werman, 2B2nd
2013	Kyle Crockett, RP1st Reed Gagnani, 2B1st Nick Howard, UTL1st Mike Papi, OF1st Branden Cogswell, SS2nd Joe McCarthy, OF2nd
2014	Branden Cogswell, 2B1st Nick Howard, UTL1st Nathan Kirby, SP1st Joe McCarthy, OF1st Mike Papi, 1B1st Nate Irving, C3rd Daniel Pinero, SS3rd Brandon Waddell, SP3rd
2015	Nathan Kirby, SP1st Daniel Pinero, SS2nd Josh Sborz, RP2nd Kenny Towns, 3B2nd
2016	Connor Jones, SP1st Pavin Smith, 1B2nd

ALL-ACC PITCHERS

Since 2004, Virginia have placed 34 pitchers on the All-ACC Team, the most in the league.

Name	Selections
Virginia	34
Florida State	32
North Carolina	31
Miami	28
Clemson	25
Georgia Tech	22
Louisville	19
NC State	18
Wake Forest	15
Duke	9
Pitt	5
Boston College	5
Notre Dame	5
Virginia Tech	4

	Matt Thaiss, C2nd Ernie Clement, 2B3rd
2017	Adam Haseley, OF1st Pavin Smith, 1B1st Tommy Doyle, RP2nd Ernie Clement, SS3rd Robbie Coman, C3rd Cameron Simmons, OF3rd
2018	Andy Weber, 2B1st Derek Casey, SP3rd
2019	Nic Kent, 2B1st Tanner Morris, SS3rd
<i>*No All-ACC Teams named in 2020</i>	
2021	Andrew Abbott, SP1st Zack Gelof, 3B2nd Kyle Teel, DH3rd
2022	Jake Gelof, 3B1st Alex Tappen, OF1st Brian Gursky, SP2nd
2023	Jake Gelof, 3B1st Ethan O'Donnell, OF1st Griff O'Ferrall, SS1st Ethan Anderson, 1B3rd Connelly Early, SP3rd Brian Edgington, SP3rd

ACC ALL-FRESHMAN TEAM

2015	Adam Haseley, OF Pavin Smith, OF/1B
2017	Noah Murdock, SP
2018	Andrew Abbott, RP Tanner Morris, SS
2019	Nic Kent, 2B
2021	Kyle Teel, DH
2022	Griff O'Ferrall, SS Casey Saucke, OF

ACC AWARDS AND HONORS

THREE-TIME ALL-ACC SELECTIONS (5)

UTL	Sean Doolittle	2005 (2nd), 2006 (1st), 2007 (1st)
UTL/SP	Danny Hultzen*	2009 (1st), 2010 (1st), 2011 (1st)
SS	Bill Narleski	1985 (2nd), 1986 (1st), 1987 (2nd)
SS	Dean Pallotta	1973 (1st), 1974 (1st), 1975 (2nd)
OF	Steve Sroba	1971 (2nd), 1972 (2nd), 1973 (2nd)

THREE-TIME FIRST TEAM ALL-ACC SELECTIONS (1)

UTL/SP	Danny Hultzen*	2009 (1st), 2010 (1st), 2011 (1st)
--------	----------------	------------------------------------

TWO-TIME ALL-ACC SELECTIONS (36)

OF	Chuck Arnold	1956 (1st), 1957 (2nd)
UTL/1B	Jon Benick*	1999 (2nd), 2000 (1st)
OF	Steve Bryant	1969 (2nd), 1970 (1st)
SS	Tyler Cannon	2009 (1st), 2010 (2nd)
2B/SS	Ernie Clement*	2016 (3rd), 2017 (3rd)
SS/2B	Branden Cogswell*	2013 (2nd), 2014 (1st)
SS	Mike Cabbage	1970 (2nd), 1971 (1st)
UTL	Sean Doolittle	2005 (2nd), 2006 (1st), 2007 (1st)
1B	Duke Duncan	1977 (2nd), 1978 (1st)
3B	Jake Gelof	2022 (1st), 2023 (1st)
2B/OF	Phil Gosselin	2009 (1st), 2010 (1st)
UTL	Nick Howard	2013 (1st), 2014 (1st)
UTL/SP	Danny Hultzen*	2009 (1st), 2010 (1st), 2011 (1st)
SP	Jeff Kamrath	2002 (2nd), 2005 (1st)
SP	Nathan Kirby	2014 (1st), 2015 (1st)
SP/RP	Branden Kline	2011 (1st), 2012 (2nd)
UTL	Joe Koshansky	2003 (1st), 2004 (1st)
OF	Joe McCarthy	2013 (2nd), 2014 (1st)
SS	Mark Meleski	1980 (1st), 1981 (1st)
SS	Bill Narleski	1985 (2nd), 1986 (1st), 1987 (2nd)
P	Steve Norwood	1977 (2nd), 1978 (2nd)
C	Kevin O'Sullivan	1990 (1st), 1991 (1st)
SS	Dean Pallotta	1973 (1st), 1974 (1st), 1975 (2nd)
OF/1B	Mike Papi*	2013 (1st), 2014 (1st)
OF	Jarrett Parker	2009 (1st), 2010 (2nd)
OF	John Pincavage	1964 (2nd), 1965 (1st)
SS	Daniel Pinero	2014 (3rd), 2015 (2nd)
3B/2B	George Priftis*	1982 (2nd), 1983 (1st)
SS	Adam Robinson	1996 (2nd), 1997 (2nd)
OF	Drew Schuett	1978 (2nd), 1979 (1st)
1B	Pavin Smith	2016 (2nd), 2017 (1st)
OF	Steve Sroba	1971 (2nd), 1972 (2nd), 1973 (2nd)
UTL/DH	Dan Street	2001 (1st), 2002 (2nd)
SP	Jacob Thompson	2006 (2nd), 2007 (1st)
2B	Keith Werman	2010 (2nd), 2012 (2nd)
3B	Ryan Zimmerman	2004 (1st), 2005 (2nd)

TWO-TIME FIRST TEAM ALL-ACC SELECTIONS (11)

UTL	Sean Doolittle	2005 (2nd), 2006 (1st), 2007 (1st)
3B	Jake Gelof	2022 (1st), 2023 (1st)
2B/OF	Phil Gosselin	2009 (1st), 2010 (1st)
UTL	Nick Howard	2013 (1st), 2014 (1st)
UTL/SP	Danny Hultzen*	2009 (1st), 2010 (1st), 2011 (1st)
SP	Nathan Kirby	2014 (1st), 2015 (1st)
UTL	Joe Koshansky	2003 (1st), 2004 (1st)
SS	Mark Meleski	1980 (1st), 1981 (1st)
C	Kevin O'Sullivan	1990 (1st), 1991 (1st)
SS	Dean Pallotta	1973 (1st), 1974 (1st), 1975 (2nd)
OF/1B	Mike Papi*	2013 (1st), 2014 (1st)

*All-ACC selection at multiple positions

- The ACC had a first team and second team from 1954-2013 and began selecting three teams in 2014

SERIES RECORDS

CURRENT ACC OPPONENTS

Team	Last Meeting
BOSTON COLLEGE (26-7)	2022
Clemson (60-110)	2022
Duke (107-68-1)	2023
Florida State (34-60)	2023
GEORGIA TECH (64-77-2)	2023
LOUISVILLE (12-13)	2023
MIAMI (32-37)	2023
NC STATE (79-122-1)	2023
NORTH CAROLINA (118-189-4)	2023
Notre Dame (11-11)	2023
PITTSBURGH (22-11)	2023
VIRGINIA TECH (108-92)	2023
WAKE FOREST (86-91)	2022

CURRENT NON-CONFERENCE OPPONENTS

Akron (5-0)	1953
Alabama (0-1)	1996
All Virginia (1-0)	1891
American Viscose (1-0)	1946
Amherst (14-13)	1938
Appalachian State (1-1)	2016
The Apprentice School (0-1)	1980
Arizona State (1-2)	1996
Arkansas (3-1)	2015
Arkansas State (1-0)	2011
Army (4-2-1)	2013
Ashland (6-1)	1971
Atlantic Christian (1-0)	1976
AUBURN (4-9)	2011
Auburn-Montgomery (0-1)	1988
Augusta (2-0)	1998
Baltimore (0-2)	1884
Baltimore Y.M.C.A. (1-0)	1892
Bellarmine (1-0)	2022
Bellevue HS (1-0)	1901
Belmont Abbey (0-2)	1970
Boston (0-4)	1899
Boston (AL) (0-1)	1901
Boston Association (0-2)	1891
Bridgewater (4-0)	1945
Brown (7-6)	2004
Brown's School (1-0)	1903
BTC #10 (0-1)	1944
Bucknell (26-2)	2020
Buffalo (0-1)	1921
C.W. Post (2-2)	1994
Cal State Fullerton (1-2)	2019
California (2-0)	2011
California State (Pa.) (0-1)	1980
Camp Lee (1-1-1)	1945
Camp LeJeune (1-4)	1953
Campbell (6-2)	1994
Canisius (1-0)	2009
Carlisle Indians (2-0)	1906
Carolina (2-1)	1911
CASU-21 (1-0)	1944
Catholic (2-2)	1922
Central Connecticut (3-0)	2004
Charlotte (3-0)	2003
Cherry Point (3-2)	1953
The Citadel (5-0)	2017
Coast Guard (1-0)	1985
Coastal Carolina (4-5)	2016
Colgate (6-2)	1965
Coll. of Charleston (0-1)	2006
Columbia (9-1)	2023

Columbian (1-1)	1902
Columbian Athletic Club (3-1)	1892
Columbus (Ga.) (2-0)	1985
Company K (1-0)	1921
Connecticut (6-3)	2021
Coppin State (9-0)	2008
Cornell (30-11-1)	2022
Dallas Baptist (3-2)	2017
Dartmouth (15-5)	2020
Davidson (14-5)	2018
Dayton (1-0)	2006
Delaware (8-2)	2009
Drexel Institute (1-0)	1940
East Carolina (31-21)	2016
East Tenn. State (0-2-1)	1995
Eastern Kentucky (2-1)	2018
Eastern Michigan (2-1)	2000
Elon (3-1)	2013
Episcopal High School (6-0)	1912
Erskine (2-1)	1978
Evansville (0-1)	2006
Fairfield (1-2)	1996
Fishburne Military (5-0-1)	1988
Florida (3-5)	2015
Florida (10-5)	2009
Fort Belvoir (0-1)	1945
Fort Meade (1-0-1)	1949
Francis Marion (0-1)	1979
Franklin & Marshall (2-1)	1900
Furman (6-5)	1991
Galludet (1-0)	1900
Gardner-Webb (2-0)	2022
GEORGE MASON (27-12)	2022
GEORGE WASHINGTON (29-12)	2023
GEORGETOWN (21-17)	2023
Georgia (15-20)	1993
Georgia College (1-0)	1997
Georgia Southern (1-2)	1980
Gettysburg (1-0)	1903
Hampden-Sydney (18-1)	1948
Hartford (1-1)	2015
Harvard (6-17-5)	2013
Haverford (5-0)	1950
Hermitage Club of Richmond (1-0)	1907
High Point (3-0)	2023
Hobart (1-2)	1902
HOFSTRA (2-0)	1952
Holy Cross (3-4)	1916
Howard (6-3)	1997
Huntington (Ala.) (1-0)	1985
Illinois (2-0)	1893
Illinois Wesleyan (0-1)	1939
Indiana State (Pa.) (0-1)	1972
IOWA (0-0)	First Meeting
Ithaca (1-0)	1953
Jacksonville (6-5)	2021
James Madison (46-25-1)	2023
Jefferson School (2-0)	1912
Johns Hopkins (11-4)	1921
Kansas (1-0)	2017
Kent State (3-2)	2016
Kentucky (2-1)	2014
Kentucky State (1-0)	1906
Lafayette (21-9)	2007
Langley Field (1-0)	1948
La Salle (3-0)	2017
Lehigh (22-9)	2008
LIBERTY (43-22-1)	2023
Lincoln Memorial (0-1)	1919

Little Creek (0-1)	1946
Lock Haven (1-1)	1976
Locust Dale (4-0)	1902
Long Island (0-1)	1935
Longwood (17-2)	2023
Louisiana State (0-4)	2009
Lynchburg (3-3)	1982
Lynchburg Cardinals (0-2)	1946
Maine (2-3)	1974
Mansfield State (7-1)	1979
Marietta (0-1)	1966
Marist (8-0)	2015
Marshall (12-0)	2011
Maryland (113-80-1)	2015
Md.-Eastern Shore (8-0)	2006
Maryland State (1-1)	1920
MASSACHUSETTS (1-0)	1971
McCabe's School (1-0)	1898
Mercer (1-4)	1997
Michigan (9-11-1)	1983
Michigan State (0-2)	1964
Miller School (6-0)	1909
Mississippi (6-2)	2014
Mississippi State (0-3)	2021
Monmouth (9-1)	2017
Montreal (0-1)	1912
Mount St. Mary's (3-0)	2023
Naval Preflight (1-0)	1943
NAVY (19-10)	2023
NJIT (1-0)	2022
New York University (1-2)	1929
Newberry (2-0)	1984
Niagara (3-1)	2017
Norfolk Naval (0-1)	1945
Norfolk State (12-0)	2019
North Carolina A&T (6-0)	2005
UNC Charlotte (1-6)	2002
UNC Greensboro (8-6)	2004
UNC Pembroke (6-9-1)	1979
UNC Wilmington (7-1)	2023
UNC Wesleyan (0-2)	1983
North Florida (2-1)	2007
Oglethorpe (1-3)	1922
Ohio (4-1)	2023
Ohio State (0-1)	2005
Ohio Wesleyan (2-0)	1959
Oklahoma (3-5)	2020
Oklahoma State (1-0)	1998
OLD DOMINION (31-34-2)	2023
Old Dominion of Richmond (1-0)	1891
Olympics of Louisville (1-0)	1891
SUNY Oneonta (18-2)	1985
Oswego (1-0)	1981
Pantops Academy (2-0)	1904
Pastimes of Baltimore (1-0)	1891
PENN STATE (15-10)	2022
Pennsylvania (11-23-1)	1953
Princeton (20-33)	2014
Providence (5-0)	1987
Purdue-Fort Wayne (1-0)	1979
Quantico Marines (4-4)	1948
Quinnipiac (0-1)	2004
Radford (22-4-1)	2023
Randolph-Macon (10-0)	1941
Rensselaer (1-0)	1950
Rhode Island (13-0)	2023
Rice (2-0)	2018
RICHMOND (90-59-2)	2023
Rider (8-0)	2022

Roanoke (6-0)	1946
Rochester (2-0)	1967
Rollins (0-2)	1983
Rutgers (5-6)	2017
Saint Peter's (1-0)	2013
Samford (1-0)	2018
St. Alban's (6-1)	1904
St. John's (13-4)	2011
St. Joseph's (3-0)	2006
St. Paul's (1-0)	1898
San Diego State (2-0)	2015
Seton Hall (35-21-1)	2019
Shippensburg (0-1)	1982
Siena (2-0)	2008
South Alabama (0-2)	1998
South Carolina (28-38)	2021
Southern California (2-0)	2015
Springfield (1-1)	1949
Stetson (1-1)	1996
Stony Brook (3-1)	2009
Swarthmore (2-0)	1891
Syracuse (7-3)	1972
TCU (1-2)	2019
Tennessee (1-0)	2021
Tennessee Tech (1-0)	1995
Texas (0-1)	2021
Toledo (3-0)	2013
Tome (1-0)	1911
TOWSON (24-2)	2023
Trenton Univ. Club (1-0)	1934
Trinity (10-3)	1954
UAB (1-2)	2011
UCF (0-2)	2018
UC Irvine (4-1)	2011
UCLA (0-1)	2008
U.S. Marines (1-1)	1932
University of the South (1-0)	1893
Vanderbilt (3-6)	2019
Vermont (16-8)	1981
Villanova (4-2)	2019
Virginia Christian Coll. (1-0)	1918
VCU (47-25)	2023
VMI (110-32)	2023
Wagner (5-0)	2019
Washington (1-3)	1916
Washington & Lee (50-23-2)	1971
Washington College (0-0-1)	1954
Washington Nationals (1-2)	1913
Wesleyan (1-1-1)	1909
West Chester (4-1)	1988
West Georgia (1-0)	1974
West Virginia (8-5)	1949
Western Carolina (0-1)	2002
Western Kentucky (0-1)	1976
Western Reserve (1-0)	1951
Westfield State (3-0)	1985
WICHITA STATE (0-0) ..First Meeting	
WILLIAM & MARY (81-31-2) ..	2023
Williams (5-1)	1927
Wisconsin (1-0)	1893
Wofford (2-1)	1984
Woodberry Forest (11-1)	1945
Woodrow Wilson Hospital (3-1)	1945
Wright State (1-2)	2012
Yale (26-44-3)	2018

BOLD INDICATES 2024 OPPONENT



1934 CAVALIERS

YEAR-BY-YEAR RESULTS

1889 (7-0)
H: 3-0 | A: 4-0 | N: 0-0
COACH: unknown
 CAPTAIN: Harry S. Bailey
 MANAGER: Felix H. Levy

April		
20	Richmond Col.	W, 13-4
26	Washington & Lee	W, 24-9
May		
3	at Episcopal HS	W, 22-10
4	at Navy	W, 11-2
17	at VMI	W, 19-4
17	at Washington & Lee	W, 18-5
25	Johns Hopkins	W, 6-4

1890 (4-8)
H: 2-4 | A: 2-3 | N: 0-1
COACH: unknown
 CAPTAIN: A. Lee Thurman
 MANAGER: J. R. A. (Reid) Hobson

April		
4	Lehigh	L, 6-10
5	Lehigh	L, 6-9 (7)
12	Richmond Col.	L, 5-9
18	Lafayette	W, 15-3
30	Pennsylvania	L, 4-5
May		
2	at VMI	W, 13-7
14	at Johns Hopkins	W, 7-1
16	at Lehigh	L, 4-6
17	at Lafayette	L, 6-7 (10)
19	at Pennsylvania	L, 2-25
June		
12	vs. Princeton (in Richmond)	L, 4-9
15	Johns Hopkins	W, 11-0

1891 (16-5)
H: 13-4 | A: 1-1 | N: 2-0
COACH: unknown
 CAPTAIN: Buchanan Schley, Jr.
 MANAGER: R. D. Anderson

March		
25	Boston Association	L, 4-6 (8)
26	Boston Association	L, 1-19
April		
8	Dartmouth	W, 18-4
9	Dartmouth	W, 5-0
17	Lafayette	L, 2-6
18	Lafayette	W, 15-0
25	vs. Washington & Lee	W, 21-4
25	at VMI	W, 24-0
May		
1	vs. North Carolina (in Richmond)	W, 6-1
2	at Johns Hopkins	L, 13-16
8	Swarthmore	W, 14-2
9	Swarthmore	W, 7-4
18	ODU of Richmond	W, 8-0
20	All Virginia	W, 18-0
25	Cornell	W, 1-0 (6)
30	Olympics of Louisville	W, 5-0
June		
10	Pastimes of Baltimore	W, 9-0
13	Johns Hopkins	L, 1-2
13	Johns Hopkins	W, 13-3
22	Columbian Ath. Club	W, 4-1
23	Columbian Ath. Club	W, 11-3

1892 (9-9-1)
H: 5-7 | A: 1-0 | N: 3-1-1
COACH: unknown
 CAPTAIN: Mendell L. Smith
 MANAGER: James Breckenridge Robertson

March		
28	Boston Beaneaters (MLB)	L, 0-22
29	Boston Beaneaters (MLB)	L, 3-19
April		
6	Vermont	L, 1-10
6	Dartmouth	W, 11-2 (6)
12	Lafayette	W, 20-12
13	Lafayette	W, 12-0 (7)
15	Lehigh	L, 6-9
16	Lehigh	W, 8-6 (7)
19	vs. Princeton (in Richmond)	L, 0-10
May		
6	Vanderbilt	L, 4-5
10	vs. North Carolina (in Richmond)	W, 5-2
11	North Carolina	L, 4-7
13	vs. Washington & Lee (18)	T, 2-2
	vs. Baltimore Y.M.C.A. (18)	W, 8-4
21	vs. Johns Hopkins (18)	W, 6-5 (12)
June		
23	at Hampden-Sydney	W, 9-7
27	Columbia Ath. Club of Washington	L, 5-8
28	Columbia Ath. Club of Washington	W, 7-2

1893 (10-5-1)
H: 4-2-1 | A: 0-0 | N: 6-3
COACH: unknown
 CAPTAINS: Murray M. McGuire and Mendell L. Smith
 MANAGER: R. D. Anderson

April		
1	vs. Yale (5)	L, 8-14
3	Yale	L, 4-11
8	Harvard	T, 1-1
10	Vermont	W, 6-5 (10)
11	Vermont	L, 4-7
28	vs. North Carolina (18)	W, 5-2
May		
4	Lafayette	W, 11-2
5	Lafayette	W, 15-4
	vs. Sewanee (18)	W, 13-5
	Randolph-Macon	W, 16-0

World's Fair Baseball Tourney (Chicago)
 June
 26 vs. Illinois W, 11-7
 29 vs. Wisconsin W, 14-4
 July
 1 vs. Illinois W, 11-7
 6 vs. Wesleyan Univ. W, 6-0
 11 vs. Amherst L, 6-8
 12 vs. Yale L, 2-6

Note: Virginia finished second in eight-team field behind Yale.

1894 (9-7)
H: 8-5 | A: 0-0 | N: 1-2
COACH: unknown
 CAPTAIN: Mendell L. Smith
 MANAGER: James Breckenridge Robertson

March		
21	Columbia	W, 6-1
22	Lehigh	W, 11-4
24	vs. Yale (5)	L, 4-28
26	Yale	L, 11-13
April		
7	Vermont	L, 5-12
8	Vermont	W, 11-8
12	Baltimore Orioles	L, 0-28
13	Baltimore Orioles	L, 5-11
18	Columbia Ath. Club of Washington	W, 23-5
21	vs. Wake Forest (18)	W, 5-2 (10)
25	Penn State	W, 14-2
28	Georgetown	W, 3-4
4	vs. North Carolina	L, 2-4
5	North Carolina	W, 10-2
May		
10	Lafayette	L, 3-7
11	Lafayette	W, 7-5

1895 (10-7)
H: 8-2 | A: 0-4 | N: 2-1
COACH: unknown
 CAPTAIN: J. Garnett Nelson
 MANAGER: Jonathan Bryan

March		
26	New York Giants	L, 0-12
30	St. Albans	W, 11-3
April		
3	vs. Vermont (10)	W, 3-2
4	Vermont	W, 13-5
6	Rutgers	W, 9-2
11	Lehigh	W, 15-9
13	vs. Yale (5)	L, 9-15
15	Yale	L, 3-6
20	Washington & Lee	W, 13-0
25	Franklin & Marshall	W, 8-1
27	Franklin & Marshall	W, 5-0
May		
4	Georgetown	W, 5-3
7	at Penn	L, 3-8
9	at Cornell	L, 2-11
10	at Cornell	L, 0-6
11	at Georgetown	L, 2-16
18	vs. North Carolina (4)	W, 7-0

1896 (7-10)
H: 6-4 | A: 1-4 | N: 0-2
COACH: unknown
 CAPTAIN: Murray M. McGuire
 MANAGER: McLane Tilton, Jr.

April		
2	Lehigh	W, 25-3
3	Princeton	L, 4-5
4	Yale	L, 4-12
6	vs. Yale (Lynchburg)	L, 7-8
8	Johns Hopkins	W, 15-8
13	Hobart	L, 4-7
15	Hobart	L, 2-3
23	Trinity	W, 6-4

25	vs. North Carolina (Danville)	L, 6-14
30	St. John's - Annapolis	W, 18-12
May		
5	St. Albans	W, 4-3
11	Cornell	W, 6-5
15	at Georgetown	L, 11-31
16	at Georgetown	L, 0-7
18	at Pennsylvania	L, 2-3
19	at Lehigh	L, 6-10
20	at Princeton	W, 10-6

1897 (14-13)
H: 9-5 | A: 4-6 | N: 1-2
COACH: unknown
 CAPTAIN: John Lawrence, Vick Bonney
 MANAGER: Elbert Lee Trinkle

March		
22	Woodberry Forest	W, 14-4
24	Locust Dale	W, 18-6
27	at North Carolina	W, 7-6
29	Wake Forest	W, 10-3
April		
1	Vermont	W, 14-1
2	Vermont	W, 12-4
6	Lafayette	L, 9-11
8	McCabe's School	L, 7-8
12	Pennsylvania	L, 7-13
15	Lehigh	L, 3-8
17	Yale	W, 13-5
19	vs. Yale (18)	L, 13-15
20	Princeton	L, 3-9
26	North Carolina	W, 10-4
May		
4	Richmond	W, 9-4
7	St. Albans	W, 17-4
10	at Princeton	L, 4-18
11	at Yale	L, 4-5
12	at Harvard	L, 3-9
13	at Cornell	W, 7-4
14	at Penn	L, 7-18 (7)
15	at Georgetown	L, 6-12

June		
11	at Charlotte YMCA (Exh.)	W, 10-7
12	at Charleston YMCA (Exh.)	W, 38-2 (7)
14	at Charleston YMCA (Exh.)	W, 11-1
16	at Georgia	L, 8-9 (7)
17	vs. Georgia (in Atlanta)	W, 16-4
18	vs. Georgia (in Atlanta)	L, 3-4
19	at Sewanee	W, 6-3
21	at Sewanee	W, 4-1

1898 (15-8)
COACH: unknown
 CAPTAIN: John Lawrence Vick Bonney
 MANAGER: Don Preston Peters

McCabe's School	W, 27-2
Episcopal HS	W, 5-3
Woodberry Forest	W, 11-5
Pantops Academy	W, 12-5
Lafayette	W, 12-8
Lehigh	W, 13-3
Yale	W, 9-0
Yale	L, 0-5
Princeton	W, 14-10
Harvard	L, 5-7

Richmond	L, 6-8
Richmond	L, 12-19
Washington & Lee	W, 2-1
Washington & Lee	W, 20-0
Georgetown	W, 13-6
St. John's	W, 26-5
Georgetown	W, 9-5
Georgetown	L, 7-10
Pennsylvania	L, 3-9
Princeton	L, 5-12
St. Paul's	W, 19-2
Wesleyan	L, 4-6
Yale	W, 4-0

1899 (13-6)
COACH: unknown
 CAPTAIN: W. A. Martin
 MANAGER: A. W. Aston

Episcopal HS	W, 7-1
Lafayette	W, 7-5
Cornell	W, 14-5
Lehigh	W, 8-3
Yale	W, 10-3
Yale	W, 10-4
Princeton	W, 19-4
Princeton	L, 6-18
Boston	L, 3-14
Boston	L, 1-15
Harvard	L, 3-9
Pennsylvania	W, 18-3
Pennsylvania	W, 6-4
Georgetown	L, 6-8
Maryland	W, 10-2
St. Albans	W, 23-3
Georgetown	L, 5-6
West Virginia	W, 8-5
Trinity	W, 12-0

1900 (9-6)
COACH: unknown
 CAPTAIN: Brodie C. Nalls
 MANAGER: N. P. Cooke

Woodberry Forest	W, 23-3
Episcopal HS	W, 16-4
Cornell	W, 6-5
Gallaudet	W, 9-3
Franklin & Marshall	L, 2-5
Lehigh	L, 0-2
Howard	L, 0-7
Yale	L, 7-8
Princeton	L, 3-9
Pennsylvania	L, 7-8
Pennsylvania	W, 19-4
Washington & Lee	W, 12-0
VMI	W, 22-0
Virginia Tech	W, 12-0
Roanoke Col.	W, 17-2

YEAR-BY-YEAR RESULTS

1901 (12-8)

COACH: unknown

CAPTAIN: C. P. Carter

MANAGER: R. E. Lee Taylor

Belleuve HS	W, 29.6
St. Albans	W, 6.0
Locust Dale	W, 12.2
Lafayette	W, 10.9
Episcopal HS	W, 12.0
Woodberry Forest	W, 19.0
Lehigh	W, 13.2
Boston (AL)	L, 0.23
Yale	L, 6.9
Princeton	L, 10.19
Princeton	L, 5.9
Harvard	L, 5.8
Cornell	L, 2.9
North Carolina	W, 9.2
Georgetown	L, 0.13
Maryland	W, 16.13
Georgetown	L, 6.9
Washington & Lee	W, 9.8
Virginia Tech	W, 8.3
Roanoke Col.	W, 8.5

1902 (13-7-1)

COACH: unknown

CAPTAIN: C. P. Carter

MANAGER: Owsley Brown

Locust Dale	W, 15.0
Miller's School	W, 15.2
St. Albans	L, 3.14
Lehigh	W, 14.10
Pennsylvania	L* forfeit
Yale (10)	T, 2.2
Princeton	L, 8.9
Princeton	L, 2.16
Hobart	W, 16.4
Cornell	L, 10.14
Howard	L, 8.11
Columbian	W, 7.5
Washington & Lee	W, 12.5
North Carolina (10)	W, 5.4
North Carolina	W, 9.7
William & Mary	W, 27.1
Columbian	L, 4.6
Princeton	W, 14.1
Roanoke	W, 10.1
North Carolina	W, 11.1
Washington & Lee	W, 11.3

* Losing 9-0, Virginia forfeited to Penn

1903 (15-6-1)

COACH: unknown

CAPTAIN: J. Beverly Pollard

MANAGER: Armistead M. Dobie

Miller School	W, 8.4
Woodberry School	W, 15.0
Locust Dale	W, 12.1
St. Alban's	W, 10.1
Lafayette	W, 17.2
Lafayette	L, 2.12
Pennsylvania	W, 1.0
Pennsylvania	L, 1.3
Gettysburg	W, 3.2
Syracuse	L, 7.8
Lehigh	W, 4.0
Yale	L, 2.9
Brown's School	W, 6.1
VMI	W, 7.1
A27 Virginia Tech (18)	W, 14.2
NC State	W, 4.0
North Carolina	L, 3.10
North Carolina	T, 15.15
Davidson	W, 8.1
M6 Virginia Tech	W, 13.4
North Carolina	L, 1.4
Roanoke Col.	W, 2.1

1904 (16-9)

COACH: unknown

CAPTAIN: C. P. Stearns

MANAGER: J. W. Somerville, Jr.

March	
12 Woodberry Forest	L, 0.1
17 Pantops Academy	W, 6.0
19 Fishburne Military	W, 15.3
22 St. Alban's	W, 6.0
23 Randolph-Macon	W, 4.0
25 Villanova	W, 13.5
26 Villanova	L, 0.2
29 St. John's	W, 9.0

30 Lafayette	W, 10.2
31 Lafayette	W, 6.0

April

2 Yale (1)	L, 1.4
4 Yale	L, 4.7
5 Lehigh	W, 22.9
6 Pennsylvania	L, 1.7
7 Pennsylvania	L, 1.10
9 Cornell	W, 7.6
12 Hampden-Sydney	W, 7.0
14 Virginia Tech	W, 9.0
16 at Navy	L, 3.4
18 vs. Harvard (2)	L, 4.11
19 Washington & Lee	L, 1.7
21 at NC State	W, 11.3
23 at North Carolina	W, 9.2
? Columbia	W, 11.7

May

6 Johns Hopkins	W, 15.5
-----------------	---------

1905 (17-7)

COACH: unknown

CAPTAIN: J. M. Stucky

MANAGER: H. N. Page, Jr.

March

11 Woodberry Forest	W, 3.1
18 Miller School	W, 6.1
20 Fishburne Mil. Ac.	W, 11.3
25 West Virginia	W, 7.1
27 West Virginia	L, 2.4
29 William & Mary	W, 22.0
31 Lafayette	W, 6.0

April

1 Lafayette	L, 1.6
3 Penn State	L, 2.13
6 Pennsylvania	W, 3.2
7 vs. St. John's (3)	W, 9.4
8 at Navy	W, 7.3
15 Johns Hopkins	W, 13.5
17 Kentucky	W, 7.4
18 Davidson	W, 4.3
19 George Washington	W, 22.1
20 St. John's	W, 19.8
22 vs. Yale (1)	L, 5.6
24 Syracuse	L, 4.8
25 Syracuse	W, 7.2
26 Virginia Tech	W, 7.1
27 Virginia Tech	W, 7.2

May

4 at North Carolina	L, 1.6
5 vs. North Carolina	L, 2.3

1906 (18-10)

COACH: unknown

CAPTAIN: A. C. Graham

MANAGER: R. G. Camp

March

17 Richmond Col.	W, 13.5
21 Miller School	W, 19.0
23 Lafayette	L, 2.10

April

2 Penn State	L, 1.5
3 Pennsylvania	W, 7.1
4 Pennsylvania	L, 0.2
6 VMI	W, 9.0
11 Syracuse	W, 12.7
12 Princeton	L, 1.2
13 vs. Yale (1)	L, 0.11
14 vs. Yale (1)	W, 3.2
16 Lehigh	W, 11.5
17 Lehigh	W, 6.2
18 Kentucky	W, 12.3
19 Carlisle Indians	W, 11.3
20 Carlisle Indians	W, 3.1
23 vs. North Carolina (5)	L, 1.6
24 North Carolina	W

* forfeit

25 NC State	W, 12.0
27 Georgia	W, 7.1
28 Georgia	W, 8.5
30 Kentucky State	W, 7.2

May

2 at Trinity	L, 2.4
3 at North Carolina	W, 4.3
4 at Wake Forest	W, 6.5
5 at NC State	L, 4.5
9 George Washington	L, 2.3
12 Johns Hopkins	L, 3.4

* Losing 9-0, UNC left the field in the 9th inning after a disputed call.

1907 (16-6-1)

COACH: unknown

CAPTAIN: A. S. Walker

MANAGER: A. T. Brant

March

16 Woodberry Forest	W, 7.1
18 Fishburne School	T, 6.6

29 Cornell	L, 7.8
30 Columbia	W, 7.6

April

1 Columbia	W, 16.3
2 Lafayette	W, 6.3
3 Pennsylvania	L, 8.11
4 Pennsylvania	W, 5.2
5 Herm. Club of Rich.	W, 6.5
10 Dartmouth	L, 3.4
13 Georgetown	W, 9.0
15 North Carolina	W, 5.1
16 George Washington	W, 8.1
17 Trinity	W, 2.1
20 vs. North Carolina (4)	W, 5.2
22 Davidson	W, 12.1
26 Georgia	W, 8.3
27 Georgia	W, 8.3

May

4 Georgetown (2)	L, 0.1
7 at Villanova	L, 4.9
8 at Princeton	W, 3.2
9 at Yale	L, 1.6
11 at Army	W, 5.1

1908 (12-11-1)

COACH: unknown

CAPTAIN: John F. Hoff

MANAGER: W. H. Jordan

March

25 Fishburne School	W, 9.5
26 Miller School	W, 15.0
28 Woodberry Forest	W, 1.0
30 Amherst	W, 1.0

April

1 Amherst	W, 5.1
2 Cornell	L, 2.4
3 Cornell	W, 4.2
6 vs. North Carolina (4)	L, 1.2
11 Georgetown	L, 2.3
13 Dartmouth	W, 10.0
14 Princeton	W, 6.2
16 vs. Princeton (5)	L, 0.1
17 Penn State	L, 5.9
20 Lehigh	W, 7.0
21 Lehigh	L, 4.6
22 North Carolina	W, 5.4
23 Pennsylvania	W, 7.5
24 Pennsylvania	L, 3.6
25 Davidson	W, 4.0
27 at Georgetown	L, 0.2
28 at Georgetown	L, 0.3
29 at Princeton	L, 0.2

May

1 at Fordham	L, 2.7
2 at Army	T, 1.1

1909 (19-7-1)

COACH: unknown

CAPTAIN: John F. Hoff

MANAGER: L. W. Tazewell, Jr.

March

15 Woodberry Forest	W, 5.3
18 Fishburne School	W, 6.0
20 Miller School	W, 10.1
25 William & Mary	W, 13.0
27 Randolph-Macon	W, 1.0
29 Colgate	W, 7.1
30 Colgate	W, 3.0

April

1 Amherst	W, 5.4
3 vs. Yale (1)	L, 2.4
6 St. John's	W, 5.1
7 Lafayette	W, 3.2
8 Holy Cross	W, 9.3
9 Princeton	W, 4.3
12 Fordham	W, 2.1
14 Pennsylvania	W, 3.0
15 South Carolina	W, 6.1
16 South Carolina	L, 5.6
19 North Carolina (4)	W, 3.1
22 Harvard	L, 0.1
28 Davidson	W, 8.0
30 North Carolina	L, 6.7

May

1 Georgetown	W, 7.6
4 at Princeton	L, 0.3
5 at Amherst	W, 4.1
6 at Wesleyan	T, 4.4
7 at Yale	L, 0.2
8 at Army	L, 3.4

1910 (7-14-1)

COACH: Charles Rigler

CAPTAIN: R. H. Pickford

MANAGER: Rufus T. Reid

Woodberry Forest	W, 8.0
St. John's	L, 2.6
Princeton	L, 2.5
Holy Cross	L, 2.7
Pennsylvania	L, 0.3
Pennsylvania	L, 3.8
Amherst	L, 3.10
Amherst	L, 3.16
Lafayette	W, 4.0
Lafayette	L, 2.4
North Carolina	W, 4.3
North Carolina	W, 6.2
Georgetown	W, 4.2
Harvard	L, 0.1
North Carolina	L, 0.3
Davidson	W, 12.4
Georgetown	L, 2.5
Pennsylvania	L, 4.7
Harvard	T, 1.1
Holy Cross	L, 0.2
Yale	L, 1.3
Army	W, 6.3

1911 (11-9)

COACH: Charles Rigler

CAPTAIN: Thomas Clay Carter

MANAGER: Joseph S. Moore

Jefferson School	W, 16.1
Woodberry Forest	W, 22.1
Tome	W, 12.0
Randolph-Macon	W, 3.0
Amherst	L, 2.5
Amherst	L, 2.4
Carolina	W, 3.1
Carolina	L, 0.1
St. John's	W, 5.1
Princeton	L, 1.3
Fordham	W, 4.0
Pennsylvania	L, 0.8
Carolina	L, 0.1
Georgetown	W, 8.0
VMI	W, 11.0
Georgetown	W, 4.3
Pennsylvania	L, 0.10
Fordham	W, 4.0
Brown	L, 0.3
Yale	L, 0.9

1912 (14-9-1)

COACH: Charles Rigler

CAPTAIN: Thomas Clay Carter

MANAGER: unknown

Wash. Nationals	W, 5.3
Wash. Nationals	L, 1.11
Jefferson	W, 11.6
Episcopal HS	W, 17.0
Amherst	L, 4.5
Amherst	W, 8.4
St. John's	W, 4.2
Princeton	L, 3.6
Yale (10)	T, 3.3
Holy Cross	L, 1.4
Cornell	W, 2.1
Montreal	L, 2.9
Trinity	W, 8.5
North Carolina	W, 2.1
North Carolina	L, 3.10
North Carolina	L, 0.4
South Carolina	W, 10.2
Georgetown	W, 4.3
North Carolina	W, 4.0
Bucknell	W, 15.4
Georgia	W, 5.1
Pennsylvania	L, 4.5
Georgetown	L, 0.5
Georgetown	W, 6.3

1913 (12-8)

COACH: Jack Ryan

CAPTAIN: D. W. Neff

MANAGER: G. F. Thornhill

Wash. Nationals	L, 0.6
Holy Cross	W, 16.8
Princeton	W, 3.0
Amherst	L, 5.6
Cornell	W, 6.5
Cornell	W, 12.3
Randolph-Macon	W, 8.1
North Carolina	L, 4.5
Davidson	W, 13.1
North Carolina	W, 12.9

Georgetown	W, 13.3
South Carolina	W, 3.1
Trinity	W, 8.3
Holy Cross	L, 1.4
Catholic Univ.	L, 4.8
Georgetown	W, 8.2
Navy	L, 4.10
Princeton	W, 6.1
Yale	L, 2.4
Army	L, 3.9

1914 (10-7)

COACH: Jack Ryan

CAPTAIN: J. L. White

MANAGER: C. G. Giddings

Amherst	L, 3.5
Vermont	W, 9.1
Cornell	W, 7.1
Cornell	L, 3.5
Princeton	L, 4.10
Yale	W, 10.4
Yale	W, 8.3
Johns Hopkins	W, 6.5
VMI	W, 11.3
North Carolina	W, 2.0
North Carolina	W, 9.1
Trinity	W, 13.3
North Carolina	W, 6.1
Princeton	L, 4.5
Harvard	L, 2.3
Brown	L, 3.8
Yale	L, 4.17

1915 (14-6)

COACH: Jack Ryan

CAPTAIN: J. L. White

YEAR-BY-YEAR RESULTS

1917 (2-2)

COACH: James L. White

CAPTAIN: E. W. Smith

MANAGER: C. Tunstall

Amherst	W, 4-3
Amherst	L, 0-1
Lehigh	W, 4-0
North Carolina	L, 2-3
Remainder of schedule cancelled April 14, 1917	

1918 (7-4)

COACH: H. H. Lannigan

CAPTAIN: C. D. Mahood

MANAGER: V. B. Hirst

Virginia Christian Col.	W, 8-0
William & Mary	W, 11-3
Richmond Col.	W, 10-8
North Carolina	L, 0-3
North Carolina	W, 4-0
Marshall Col.	W, 16-4
North Carolina	W, 2-1
VMI	W, 14-4
West Virginia	L, 4-7
West Virginia	L, 0-9
West Virginia	L, 5-9

1919 (8-8-1)

COACH: E. W. Smith

CAPTAIN: H. H. Gwathmey

MANAGER: J. N. Greear

Richmond Col.	W, 5-4
Lincoln Memorial	L, 0-4
William & Mary	L, 0-2
Hampden-Sydney	W, 13-3
North Carolina	W, 2-1
North Carolina	T, 3-3
Georgia	L, 2-7
Georgia	L, 4-7
Davidson	L, 0-7
Randolph-Macon	W, 4-0
North Carolina	L, 1-7
Maryland State	W, 7-5
Georgia	L, 4-10
Georgia	W, 3-0
VMI	W, 2-1
North Carolina	W, 11-4
Princeton	L, 2-5

1920 (11-7-1)

COACH: James L. White

CAPTAIN: William I. Pritchard

MANAGER: Raymond McK. Sloan

Maryland State	L, 1-3
Cornell	L, 4-7
Yale	W, 3-0
Lafayette	W, 5-1
Amherst	L, 2-4
Amherst	L, 0-2
Georgia	L, 0-4
Georgia	W, 5-4
North Carolina	W, 4-3
St. John's	W, 7-4
Johns Hopkins	W, 9-4
Harvard	T, 2-2
Auburn	W, 1-0
Auburn	L, 0-4
North Carolina	W, 8-7
South Carolina	W, 8-3
Princeton	L, 1-8
Yale	W, 1-0
Amherst	W, 4-3

1921 (7-15)

COACH: W. Rice Warren

CAPTAIN: J. Wilcox Dunn, Robert E.

Hanson ('22 Curis)

MANAGER: Water T. Bergstrom

(resigned), William Menefee, Jr.

Lynchburg Col.	L, 0-2
Johns Hopkins	L, 5or3-11
Penn State	L, 2-14
Fordham	L, 2-7
Dartmouth	W, 8-5
North Carolina	L, 3-5
Univ. of Richmond	W, 3-1
Cornell	L, 2-3
Cornell	L, 3-4
Williams	W, 6-5
William & Mary	W, 8-6
VMI	L, 4-7
Buffalo	L, 0-22
Company K	W, 11-0
North Carolina	L, 3-7
North Carolina	L, 2-3
Oglethorpe	W, 2-1
Oglethorpe	L, 2-11
Johns Hopkins	W, 10-9

Catholic Univ.	L, 8-9
Fordham	L, 2-8
Yale	L, 1-9

1922 (8-14)

COACH: Jack Ryan

CAPTAIN: Joseph William Dunn

MANAGER: R. V. Hatcher

Lynchburg Col.	W, 3-2
Delaware	L, 2-3
Cornell	L, 0-8
Cornell	W, 4-3
Vermont	L, 5-8
Washington & Lee	L, 7-10
Virginia Tech	W, 6-0
Oglethorpe	L, 2-4
Oglethorpe	L, 3-5
North Carolina	L, 0-6
William & Mary	W, 6-5
North Carolina	L, 0-4
North Carolina	L, 0-7
VMI	L, 1-3
West Virginia	W, 4-3
West Virginia	W, 8-0
Univ. of Richmond	L, 1-4
North Carolina	L, 0-6
Catholic Univ.	W, 3-0
Princeton	L, 2-5
Brown	W, 12-5
Yale	L, 4-13

1923 (11-12-1)

COACH: Earle Neale

CAPTAIN: Robert Randolph Parrish

MANAGER: Walter Lindsay Brown

New York Univ.	L, 6-7
Amherst	W, 14-6
Princeton	L, 4-6
Penn State	L, 1-9
Fordham	W, 10-2
William & Mary	L, 6-17
Washington & Lee	W, 14-12
Cornell	T, 10-10
Cornell	W, 10-6
Washington & Lee	L, 3-8
Richmond Col.	L, 6-19
VMI	L, 0-6
Lynchburg Col.	L, 7-8
North Carolina	L, 1-2
Georgia	L, 0-4
Georgia	W, 8-6
South Carolina	W, 10-1
Virginia Tech	W, 7-0
Davidson	W, 14-6
Maryland	W, 3-2
VMI	L, 0-4
Hampden-Sydney	W, 8-5
North Carolina	L, 3-12
North Carolina	W, 4-3

1924 (15-10)

COACH: Earle Neale

CAPTAIN: Robert Randolph Parrish

MANAGER: Charles Skinker Valentine

Amherst	W, 13-9
Amherst	W, 6-0
Roanoke	W, 8-7
Hampden-Sydney	W, 5-4
Cornell	W, 3-0
Cornell	W, 7-4
Washington & Lee	W, 3-0
William & Mary	W, 13-9
Syracuse	W, 6-4
Georgia	L, 4-8
Georgia	W, 2-1
Quantico Marines	L, 0-3
North Carolina	L, 4-7
Georgia Tech	W, 8-4
Georgia Tech	L, 1-3
North Carolina	L, 2-3
North Carolina	L, 8-13
Georgia	L, 1-2
Georgia Tech	W, 7-4
Georgia	L, 1-2
VMI	W, 8-2
VMI	W, 9-4
Washington & Lee	L, 2-4
Virginia Tech	L, 1-3
Maryland	W, 10-3

1925 (13-10-1)

COACH: Earle Neale

CAPTAIN: Thomas A. McCoy

MANAGER: Robert Sedgewick Osborn

Dartmouth	L, 1-3
Lynchburg	W, 15-1

Quantico Marines	L, 10-11
Cornell	W, 1-0
Cornell	W, 9-4
Pennsylvania	T, 5-5
Pennsylvania	W, 5-3
Princeton	W, 3-0
Bucknell	L, 2-10
Syracuse	W, 8-4
Syracuse	L, 5-10
North Carolina	L, 6-8
North Carolina	W, 9-2
Washington & Lee	L, 4-5
VMI	W, 5-3
NC State	L, 6-8
Maryland	W, 11-9
Navy	L, 5-9
Columbia	W, 5-4
Fordham	L, 1-8
Williams	W, 9-8
NC State	L, 2-3
North Carolina	W, 4-1
North Carolina	W, 2-1

1926 (11-10)

COACH: Earle Neale

CAPTAIN: McDonald Edward Wrenn

MANAGER: Isaac May

Pennsylvania	L, 3-9
Pennsylvania	L, 1-3
Syracuse	W, 8-2
Lehigh	W, 4-2
Rutgers	W, 17-9
North Carolina	W, 7-3
Richmond	L, 6-7
Washington & Lee	W, 5-2
Virginia Tech	L, 4-5
VMI	L, 3-4
North Carolina	L, 4-12
North Carolina	W, 6-2
Duke	W, 8-2
Washington & Lee	W, 6-5
Georgia Tech	W, 7-6
Georgia Tech	L, 6-7
Maryland	W, 6-3
Yale	L, 11-13
Columbia	L, 5-6
VMI	W, 2-1
Marines	L, 2-5

1927 (13-7)

COACH: Earle Neale

CAPTAIN: Robert Gamble Cabell

MANAGER: Bryan Black, Jr.

Springfield	L, 2-3
Bucknell	W, 7-2
Williams	L, 6-10
Hampden-Sydney	W, 12-3
Penn State	W, 3-2
Princeton	W, 6-4
VMI	W, 10-4
North Carolina	L, 7-10
Washington & Lee	L, 2-8
VMI	W, 15-3
Richmond	W, 7-0
Fordham	W, 4-2
Yale	L, 1-4
New York Univ.	L, 1-10
Maryland	W, 7-3
Washington & Lee	W, 9-8
North Carolina	W, 6-2
North Carolina	L, 10-11
Georgia	W, 6-2
Georgia	W, 9-6

1928 (10-10)

COACH: Earle Neale

CAPTAIN: John Wesley Stephens, Jr.

MANAGER: William O. Bristow, Jr.

Maryland	L, 1-3
Pennsylvania	L, 5-12
Colgate	W, 13-7
Cornell	W, 8-1
Princeton	W, 4-2
Harvard	L, 5-11
VMI	W, 13-8
North Carolina	L, 4-6
Virginia Tech	W, 21-3
Virginia Tech	W, 6-0
Duke	L, 0-11
NC State	W, 3-2
Quantico Marines	L, 6-9
Maryland	W, 8-3
Navy	L, 6-7
NC State	L, 4-6
North Carolina	W, 5-3
North Carolina	L, 4-8

Univ. of Richmond	L, 1-6
Washington & Lee	W, 3-1

1929 (8-13)

COACH: Earle Neale

CAPTAIN: Middleton Elliot Randolph

MANAGER: Howard W. Holland

New York Univ.	W, 6-5
Princeton	L, 1-3
Princeton	L, 5-7
Colgate	W, 5-4
Yale	L, 3-9
Yale	L, 2-10
VMI	L, 6-8
Maryland	L, 4-10
North Carolina	L, 4-5
Davidson	L, 2-5
Washington & Lee	W, 6-5
Virginia Tech	W, 12-2
William & Mary	L, 3-19
VMI	L, 0-4
NC State	W, 7-2
Maryland	W, 3-0
Duke	L, 2-12
North Carolina	L, 4-6
North Carolina	L, 2-4
Virginia Tech	W, 8-6
Washington & Lee	W, 12-5

1930 (2-12)

COACH: Roy E. Randall

CAPTAIN: William Edgar Byrd

MANAGER: Beverley Heth Randolph, Jr.

William & Mary	L, 3-9
VMI	L, 2-12
Maryland	L, 2-11
North Carolina	L, 5-8
Washington & Lee	W, 6-2
Virginia Tech	L, 2-7
Princeton	L, 4-9
Princeton	W, 7-6
VMI	L, 1-10
NC State	L, 3-4
Maryland	L, 5-8
Navy	L, 2-5
Duke	L, 8-15
NC State	L, 5-10
North Carolina	L, 1-12

1931 (2-15)

COACH: Gus K. Tebell

CAPTAIN: James L. Ellis (Killed before season started)

MANAGER: Edwin Darius Dupree

Dartmouth	L, 2-11
Yale	L, 0-4
Yale	L, 7-9
Washington & Lee	L, 2-9
North Carolina	L, 1-6
VMI	L, 3-4
Harvard	W, 11-10
Princeton	L, 1-8
Princeton	L, 2-6
Maryland	L, 1-10
Virginia Tech	L, 4-5
NC State	W, 6-1
VMI	L, 9-14
North Carolina	L, 2-6
North Carolina	L, 4-15
Washington & Lee	L, 1-9
Virginia Tech	L, 1-6

1932 (12-4)

COACH: Gus K. Tebell

CAPTAIN: Frank P. Sippley

MANAGER: John D. Hurt

Randolph Macon	W, 4-1
Maryland	W, 8-5
North Carolina	W, 5-4
VMI (12)	W, 5-3
Washington & Lee	L, 1-2
Richmond	W, 5-3
Hampden-Sydney	W, 9-2
Virginia Tech	W, 12-8
Washington & Lee	W, 2-1
VMI	W, 15-7
Virginia Tech	W, 9-2
UNCG	L, 6-9
North Carolina	L, 3-4
U.S. Marines	W, 15-7
Navy	W, 16-2
Maryland	L, 5-9

1933 (8-5)

COACH: Gus K. Tebell

CAPTAINS: Ward W. Brewer, Charles

E. Poss

MANAGER: B. C. Baldwin, Jr.

William & Mary	W, 7-2
Vermont	W, 7-2
Randolph Macon	W, 6-4
NC State	L, 1-4
Washington & Lee	L, 0-11
Penn State	L, 2-5
Navy	W, 3-1
VMI	W, 8-0
Maryland	W, 11-6
Washington & Lee	W, 7-6
VMI	W, 4-3
UNCG	L, 1-11
Virginia Tech	L, 5-11

1934 (10-7)

COACH: Gus K. Tebell

CAPTAINS: S. P. Luck, Jr., V. H. Drissel

MANAGER: J. S. Hoghland

Trenton Univ. Club	W, 8-5
Vermont	W, 14-0
William & Mary	L, 5-6
Maryland (10)	L, 0-3
North Carolina	L, 1-3
Maryland	L, 0-8
Navy	W, 2-0
VMI	W, 8-3
Univ. of Richmond	L, 0-12
William & Mary	W, 4-3
VMI	W, 12-9
Washington & Lee	W, 2-0
Virginia Tech	W, 14-4
NC State	W, 7-6
North Carolina	L, 3-16
UNCG	L, 2-5
West Virginia	W, 22-0

Rain: 1 game with Randolph-Macon, Washington & Lee and West Virginia

1935 (13-8-1)

COACH: Gus K. Tebell

CAPTAIN: Orin W. Rogers

MANAGER: C. W. Carnan, Jr.

Vermont	W, 4-0
Michigan	W, 4-2
VMI	L, 1-2
William & Mary (11)	T, 5-5
Maryland	L, 2-3
Long Island	L, 2-

YEAR-BY-YEAR RESULTS

1937 (8-8-1)

COACH: Gus K. Tebell

CAPTAIN: Robert H. Abbitt

MANAGER: William W. Carson, Jr.

Dartmouth	W, 7.5
Vermont	W, 11.2
Maryland	L, 5-18
Virginia Tech	L, 0.9
Harvard	Rain
William & Mary	L, 3.5
VMI	W, 5.0
Michigan	Rain
Washington & Lee	W, 6.3
Maryland	L, 5.9
Navy	W, 7.0
William & Mary	L, 3.5
North Carolina	T, 7-7 (12)
North Carolina	L, 2.7
Virginia Tech	L, 3.6
VMI	W, 9.1
Richmond	L, 1-12
Richmond	W, 4.1
North Carolina	Rain
Washington & Lee	W, 14.2

1938 (13-12)

COACH: Gus K. Tebell

CAPTAIN: David Todd

MANAGER: Charles W. Tucker

Vermont	W, 9.8
Vermont	L, 2.3
Harvard	W, 6.5
Michigan	W, 5.4
Washington & Lee	W, 6.2
Maryland	L, 1.5
Richmond	W, 1.0
VMI	W, 8.0
William & Mary	W, 7.4
VMI	L, 8-12
Virginia Tech	W, 7.4
Wake Forest	L, 4.6
North Carolina	L, 3.6
Maryland	W, 6.3
Navy	W, 5.4
Richmond	W, 7.1
Virginia Tech	L, 1.9
Wake Forest	L, 6.9
Washington & Lee	L, 3.5
Rutgers	L, 4.8
Brown	L, 6-11
Harvard	L, 8.9
Yale	W, 8.3
Amherst	W, 9.7
North Carolina	L, 5.9

1939 (14-6)

COACH: Gus K. Tebell

CAPTAIN: James E. Sargeant

MANAGER: Sidney M. Ruffin

Haverford Col.	W, 13.0
Yale	W, 8.4
Richmond	W, 2.1
Michigan	W, 2.1
North Carolina	W, 10.5
VMI	W, 6.5
William & Mary	L, 2.6
Washington & Lee	W, 10.8
North Carolina	L, 4-15
Davidson	W, 8.6
VMI	W, 15.3
Washington & Lee	W, 9.2
Virginia Tech	W, 9.5
Richmond	L, 0.7
Virginia Tech	W, 5.2
Navy	W, 6.5
Rutgers	L, 8.9
Yale	L, 3.5
Cornell	W, 8.1
Ill. Wesleyan Univ.	L, 9-10

1940 (18-4)

State Champions

COACH: Gus K. Tebell

CAPTAIN: James T. Gillette, Jr.

MANAGER: Bodley Brooker, Jr.

Drexel Institute	W, 7.2
Maryland	W, 6.2
Haverford	W, 14.5
Dartmouth	L, 6.7
Vermont	W, 8.6
Dartmouth	W, 6.5
Pittsburgh	W, 19.5
VMI	W, 5.2
William & Mary	W, 9.1
Michigan	W, 12.11
Virginia Tech	W, 2.1
Virginia Tech	L, 1.6

North Carolina	L, 3.6
VMI	W, 14-11
Richmond	W, 2.1
William & Mary	W, 13-11
North Carolina	L, 5.9
Washington & Lee	W, 13.2
Maryland	W, 5.4
Navy	W, 12.2
Washington & Lee	W, 11.4
Richmond	W, 5.4

1941 (11-8)

COACH: Gus K. Tebell

CAPTAIN: James R. Dodson, Jr.

MANAGER: Daniel D. Talley, III

Bridgewater	W, 8.7
Dartmouth	W, 6.1
Vermont	W, 5.2
Pittsburgh	W, 6.5
Randolph-Macon	W, 12.4
William & Mary	L, 2.8
VMI	W, 10.9
Washington & Lee	L, 2.4
Virginia Tech	W, 18-11
Michigan	L, 4.6
North Carolina	L, 7.8
Richmond	L, 1.5
Virginia Tech	W, 7.4
VMI	W, 8.2
George Washington	L, 2.8
William & Mary	L, 5.6
Washington & Lee	W, 19.3
Navy	L, 0.9
Richmond	W, 9.6

1942 (7-10-1)

COACH: Gus K. Tebell

CAPTAIN: Charles M. Walsh, III

MANAGER: Brooke Peirce

Bridgewater	W, 6.0
Maryland	W, 16.5
Washington & Lee	T, 0.0
Richmond	W, 4.0
Washington & Lee	L, 4.6
William & Mary	W, 10.1
Michigan	L, 3.9
George Washington	L, 5.6
North Carolina	L, 1-18
Richmond	L, 1.8
Virginia Tech	L, 7.9
VMI	L, 5.8
Hampden-Sydney	W, 24.7
North Carolina	L, 2.5
Virginia Tech	W, 3.2
VMI	W, 13.1
Navy	L, 7-15
William & Mary	L, 2.7

1943 (6-4)

COACH: Gus K. Tebell

CAPTAIN: Turnbull Gillette

MANAGER: Walter McClelland

April	
6 Hampden-Sydney	W, 5.3
9 Washington & Lee	L, 8-15
10 VMI	W, 20.0
13 Washington & Lee	Rain
21 Richmond	W, 5.3
24 VMI	W, 17.5
30 Naval Pre-Flight	W, 13.5
May	
1 North Carolina	W, 10.8
4 Virginia Tech	L, 7.8
5 Virginia Tech	L, 7.9
8 Richmond	L, 1.8
12 Navy	Rain

1944 (6-5-1)

COACH: A. A. Corcoran

CAPTAIN: David H. Turp

MANAGERS: Robert E. Werhle and A. F. Eisenman, Jr.

April	
22 Lynchburg Cardinals	L, 7-16
29 Richmond	W, 2.0
May	
10 W. Wilson Hospital	W, 6.0
13 Richmond	L, 0.9
17 Virginia Tech	L, 1.2
20 Hampden-Sydney	W, 6.1
24 CASU-21	W, 4.2
27 Camp Lee	W, 6.2
31 W. Wilson Hospital	L, 2.4
June	
3 BTC #10	L, 0.9
7 Hampden-Sydney	W, 11.3
10 Camp Lee	T, 1.1

1945 (10-4)

COACH: Gus K. Tebell

CAPTAINS: David H. Turp and Roy

William Richard

MANAGERS: Robert E. Werhle and A. F. Eisenman, Jr.

April	
7 Bridgewater	W, 20.7
18 Woodrow Wilson	W, 8.5
21 Virginia Tech	L, 1.3
28 Richmond	W, 3.1
May	
5 Richmond	W, 10.1
9 Camp Lee	L, 1-12
12 Ft. Belvoir	L, 1.2
16 W. Wilson Hospital	W, 6.1
19 Maryland	W, 10.3
22 Bridgewater	W, 15.2
30 Hampden-Sydney	W, 22.3
June	
2 Virginia Tech	W, 2.1
6 Norfolk Naval	L, 1.6
9 Maryland	W, 8.1

1946 (11-7-1)

COACH: Gus K. Tebell

CAPTAIN: James D. Patton, III

MANAGER: Herbert Bangel

American Viscose	W, 14-10
Roanoke Bus. Col.	W, 16.1
Lynchburg Cardinals	L, 7-10
William & Mary	W, 6.1
North Carolina	L, 5.6
Richmond	T, 8.8
Quantico Marines	W, 14.5
Quantico Marines	W, 8.8
Virginia Tech	W, 8.2
Navy	L, 0.6
Hampden-Sydney	L, 1.6
Washington & Lee	W, 5.4
Richmond	L, 3.4
Hampden-Sydney	W, 3.2
William & Mary	L, 2.6
Little Creek	W, 8.6
Washington & Lee	L, 1.2
Cherry Pt. Marines	W, 12.9
Virginia Tech	W, 11.7

1947 (19-7)

COACH: Gus K. Tebell

March

29 Yale	L, 4.6
Dartmouth	W, 8.4
Haverford	W, 19.9
North Carolina	W, 5.3
South Carolina	W, 14.6
Duke	W, 3.2
Quantico Marines	W, 12.9
Michigan	W, 7.4
VMI	W, 7.5
Hampden-Sydney	W, 10.4
VMI	W, 15.3
Richmond	L, 0.2
George Washington	W, 16.6
Washington & Lee	W, 9.4
William & Mary	W, 8.1
George Washington	W, 9.7
William & Mary	W, 18.3
North Carolina	L, 5.6
Virginia Tech	L, 4-10
Richmond	L, 0.4
Washington & Lee	W, 13.7
Virginia Tech	L, 6.9
Hampden-Sydney	W, 15.3
Maryland	W, 7.4
Maryland	W, 6.3
Navy	L, 2.9

1948 (14-5)

COACH: Gus K. Tebell

CAPTAINS: Samuel E. Ellington and

Joseph W. Rowell

MANAGER: Joe Robinson

March	
22 Akron	W, 15.2
26 at North Carolina	L, 1.3
27 Ohio Wesleyan	W, 17.9
30 Princeton	W, 15.5
31 Princeton	Rain
April	
3 West Virginia	W, 10.1
7 Michigan	Rain
8 Michigan	Rain
10 at Washington & Lee	W, 10.1
12 at Quantico Marines	L, 12-13
16 Quantico Marines	W, 12.2
17 at George Washington	L, 5.6
21 Richmond	W, 8.1

23 Virginia Tech	W, 10.9
28 VMI	W, 6.5
May	
1 at Richmond	W, 5.2
4 Washington & Lee	Rain
6 North Carolina	W, 4.0
8 at Virginia Tech	L, 2-13
12 Hampden-Sydney	W, 14.1
15 at VMI	W, 6.3
18 Langley Field	W, 18.0
22 at West Virginia	L, 1.6
26 George Washington	Rain

1949 (11-6-4)

COACH: Gus K. Tebell

CAPTAIN: Neal Wade

MANAGER: Theodore Kruger

Springfield	W, 7.2
Rutgers	L, 4.6
Rutgers	L, 5-11
Haverford	W, 3.2
West Virginia	W, 12.2
Harvard	W, 2.0
Michigan	T, 1.1
Yale	T, 1.1
Trinity	W, 3.2
Akron	W, 7.6
North Carolina	L, 5.6
Ohio	L, 0.2
Virginia Tech	W, 7.6
VMI	Rain
Richmond	L, 1-13
Washington & Lee	L, 3.6
Langley Field	Rain
Fort Meade	T, 6.6
Fort Meade	W, 3.1
North Carolina	T, 6.6
Washington & Lee	W, 5.0
VMI	W, 7.2
Virginia Tech	Rain
Richmond	W, 3.2

1950 (17-6)

COACH: Gus K. Tebell

CAPTAIN: Robert Huff

MANAGER: John Boyer

Haverford	W, 6.3
Rutgers	Rain
Rutgers	L, 2.3
Akron	W, 27.1
Dartmouth	W, 5.1
Delaware	W, 6.0
Lehigh	W, 4.3
Rensselaer	W, 1.0
Trinity	L, 3-11
Michigan	L, 4.5
Michigan	W, 4.1
Virginia Tech	W, 4.2
Maryland	W, 7.4
Richmond	W, 3.2
VMI	W, 7.6
George Washington	W, 8.1
North Carolina	W, 9.4
Richmond	W, 1.0
Maryland	L, 2.7
Washington & Lee	W, 2.1
George Washington	L, 0.2
Virginia Tech	L, 0.9
VMI	W, 13.0
Washington & Lee	Rain
William & Mary	W, 8.0

1951 (17-5)

COACH: Gus K. Tebell

CAPTAIN: Robert Winn

MANAGER: Clifford P. McKinney

North Carolina	W, 5.4
Cherry Point	W, 10.0
Camp LeJeune	L, 7.8
Trinity	Rain
Hofstra	W, 2.1
Lehigh	W, 2.1
Akron	W, 9.1
Yale	W, 7.6
Western Reserve	W, 11-8
Dartmouth	Rain
Virginia Tech	W, 4.3
Michigan	L, 4-18
Maryland	Rain
VMI	W, 12-2
Providence	W, 3.2
William & Mary	W, 6.2
Maryland	W, 11-6
George Washington	W, 23-7
Washington & Lee	W, 4.2
Richmond	L, 1.7
Virginia Tech	L, 7-9
Washington & Lee	W, 10-6

George Washington	Rain
Washington & Lee	W, 10-6
Richmond	W, 3.2
VMI	W, 7.2
William & Mary	L, 3.6

1952 (9-13)

COACH: Gus K. Tebell

CAPTAIN: Ted Davenport

MANAGER: Tom Trotter

March	
22 at North Carolina	L, 0.5
April	
1 Maryland	W, 11.7
3 Delaware	L, 8-10
4 Yale	L, 6.8
7 at Camp LeJeune	W, 7.1
8 at Camp LeJeune	L, 4-10
9 at Cherry Point	W, 7.1
10 at Cherry Point	L, 4.5
12 Michigan	L, 4-12
14 Hofstra	W, 5.4
16 Richmond	L, 3.4
19 George Washington	L, 7-14
21 at Maryland	L, 5.7
29 VMI	W, 12.5
30 Virginia Tech	W, 1.0

May	
3 at George Washington	L, 5-12
6 VMI	W, 9.2
10 at Richmond	L, 1-5
12 at Virginia Tech	L, 2.7
14 William & Mary	W, 9.4
19 at Washington & Lee	L, 3.5
21 at William & Mary	W, 4.3

1953 (12-8)

COACH: Gus K. Tebell

CAPTAIN: Ted Davenport

MANAGER: Tom Trotter

March	
31 Akron	W, 10.3
April	
1 Pennsylvania	W, 7.5
3 Camp LeJeune	L, 3.4
4 Camp LeJeune	L, 1.3
6 Cherry Point	L, 0.9
7 Cherry Point	Rain
9 Ithaca Col.	W, 6.1
11 Michigan	W, 4.3
14 George Washington	L, 7.8
16 VMI	W, 7.1
18 North Carolina	L, 5.8

YEAR-BY-YEAR RESULTS

1955 (6-16, 0-12 ACC)

COACH: Gus K. Tebell
CAPTAIN: Harry Lee
MANAGER: Harold Williams

March
 29 Maryland* L, 7-9

April
 2 Colgate W, 15-5
 4 Michigan W, 8-5
 6 South Carolina* L, 3-10
 7 South Carolina* L, 3-6
 7 Clemson* L, 2-3
 8 Clemson* L, 9-11
 16 Maryland* L, 5-6
 19 NC State* L, 2-13
 20 Washington & Lee W, 4-3
 27 VMI L, 5-6
 29 North Carolina* L, 2-7
 30 Richmond L, 4-9

May
 3 Wake Forest* L, 2-7
 4 Virginia Tech L, 2-7
 6 NC State* L, 3-5
 7 Duke* L, 12-16
 10 Virginia Tech L, 7-9
 14 Wake Forest* L, 2-4
 17 Washington & Lee W, 7-4
 19 Richmond W, 4-0
 23 VMI W, 2-1

1956 (10-13, 6-7 ACC)

COACH: Evan J. Male
CAPTAIN: Rives Bailey
MANAGER: May Read

March
 27 Maryland* W, 8-2
 28 Vermont L, 3-4
 30 Clemson* W, 7-3
 31 Clemson* W, 9-6

April
 2 South Carolina* L, 7-11
 3 South Carolina* W, 8-3
 5 Harvard L, 3-6
 9 Virginia Tech W, 4-2
 13 North Carolina* L, 1-15
 14 Duke* L, 2-8
 17 Washington & Lee W, 8-1
 20 NC State* L, 2-6
 21 Wake Forest* W, 8-4
 26 Maryland* W, 8-6
 28 Richmond L, 0-8

May
 1 Wake Forest* L, 2-5
 5 VMI L, 5-8
 8 Duke* L, 0-10
 10 Virginia Tech L, 4-19
 12 Washington & Lee W, 16-6
 16 VMI W, 4-2
 17 NC State* L, 8-27
 19 Richmond L, 2-6

1957 (11-13, 6-8 ACC)

COACH: Evan J. Male
CAPTAIN: Robert Hardy
MANAGER: Tom McKee

March
 26 William & Mary L, 6-7
 29 Clemson* W, 6-2
 30 South Carolina* L, 6-7

April
 2 VMI W, 2-0
 5 Harvard Rain
 9 North Carolina* L, 1-6
 10 North Carolina* L, 4-5
 12 Michigan L, 7-11
 13 Maryland* L, 0-6
 16 Colgate W, 12-6
 18 NC State* L, 3-4
 19 Wake Forest* W, 5-4
 20 Duke* L, 1-2
 22 Virginia Tech L, 3-7
 26 Maryland* W, 12-3
 27 VMI W, 10-4
 29 NC State* W, 19-6
 30 Wake Forest* L, 0-7

May
 4 Duke* L, 1-8
 8 Washington & Lee L, 2-5
 10 South Carolina* W, 5-0
 11 Clemson* W, 8-3
 13 Washington & Lee W, 11-4
 15 Richmond L, 2-3
 17 Virginia Tech W, 5-1

1958 (5-15, 4-9 ACC)

COACH: Evan J. Male
CAPTAIN: Winthrop Hall
MANAGER: Norman K. Moon

April
 1 Harvard L, 2-5
 4 Clemson* L, 1-10
 7 NC State* L, 5-8
 8 Duke* L, 4-5
 14 Clemson* L, 4-10
 15 South Carolina* W, 3-0 (7)
 South Carolina* W, 7-3 (7)
 19 VMI L, 5-13
 21 NC State* W, 3-2
 26 Richmond L, 0-17
 30 Maryland* W, 7-2

May
 3 North Carolina* L, 1-7
 8 Virginia Tech W, 6-5
 10 North Carolina* L, 7-15
 12 Wake Forest* L, 2-13 (7)
 Wake Forest* L, 1-6 (7)
 14 William & Mary L, 9-10
 15 Washington & Lee L, 5-11
 17 Maryland* L, 5-9
 19 Richmond L, 0-8

1959 (10-9, 6-8 ACC)

COACH: Evan J. Male
CAPTAIN: Reece Whitley
MANAGER: Peter Gilbert

March
 23 Ohio Wesleyan W, 13-2
 27 Clemson* L, 1-13
 28 South Carolina* L, 1-6

April
 3 Pittsburgh W, 7-4
 7 William & Mary W, 4-3
 14 South Carolina* W, 1-0
 15 Clemson* W, 4-3
 18 Maryland* L, 6-7 (10)
 24 Duke* W, 8-3
 25 NC State* W, 4-3 (7)
 NC State* W, 11-4 (7)

May
 1 Wake Forest* L, 2-5
 2 North Carolina* L, 3-15
 5 Virginia Tech L, 3-9
 7 Maryland* W, 7-6 (10)
 8 North Carolina* L, 2-5
 9 Wake Forest* L, 3-5
 14 Washington & Lee W, 5-0
 16 Duke* L, 6-14

1960 (3-15-2, 3-11-1)

COACH: Thomas E. Davenport
CAPTAIN: William Power
MANAGER: Edward A. Smith

April
 2 Yale L, 4-11
 6 Harvard T, 2-2 (11)
 8 Clemson* L, 5-15
 9 South Carolina* L, 3-12
 13 VMI L, 6-19
 14 Wake Forest* L, 6-10
 15 Duke* T, 7-7
 18 South Carolina* W, 8-5
 19 Clemson* L, 2-6
 23 NC State* L, 4-15
 25 North Carolina* L, 0-13
 30 Maryland* W, 12-11 (10)

May
 2 NC State* L, 6-13
 3 North Carolina* L, 8-11
 7 Richmond L, 4-7
 9 Wake Forest* L, 1-5 (10)
 10 Duke* L, 1-5 (8)
 Duke* L, 0-6 (7)
 16 Maryland* W, 13-12
 18 Virginia Tech L, 7-9

1961 (7-11, 4-9 ACC)

COACH: Thomas E. Davenport
CAPTAIN: William Timbertake
MANAGER: G. S. Fitzhugh, Jr.

March
 26 Rhode Island W, 5-3

April
 1 Clemson* L, 9-23
 4 Colgate L, 5-7
 7 VMI W, 8-3
 10 Maryland* L, 0-2
 12 Virginia Tech W, 17-10
 14 Wake Forest* L, 6-12
 15 Duke* L, 2-9
 21 South Carolina* W, 5-2
 22 Clemson* L, 6-10
 29 Wake Forest* L, 0-8

May
 2 Maryland* W, 5-2
 5 NC State* L, 3-10
 6 North Carolina* W, 4-10
 North Carolina* W, 7-2
 12 NC State* L, 2-4
 19 Richmond L, 3-7
 Duke* L, 1-5

1962 (11-12, 9-6 ACC)

COACH: James O. West
CAPTAIN: George Farson
MANAGER: unknown

March
 29 Yale L, 7-9 (11)
 30 Rutgers L, 2-10

April
 2 Maine L, 0-5
 3 Harvard L, 2-4
 16 Clemson* L, 2-11 (7)
 Clemson* W, 7-5
 18 Virginia Tech L, 0-9
 20 NC State* L, 9-10
 21 North Carolina* W, 2-1
 23 Pittsburh W, 4-2
 27 Wake Forest* W, 3-0
 28 Duke* L, 2-9

May
 1 William & Mary W, 7-3
 2 VMI L, 1-7
 4 NC State* L, 6-14
 5 North Carolina* W, 11-5
 8 Maryland* W, 3-1 (8)
 10 Duke* W, 11-9
 11 Wake Forest* W, 3-2 (10)
 16 Maryland* W, 2-0
 19 South Carolina* W, 13-0 (7)
 19 South Carolina* L, 4-8
 22 Wake Forest** L, 0-7
 ** Playoff for ACC Championship

1963 (9-13, 6-7 ACC)

COACH: James O. West
CAPTAIN: Scott Carter

March
 28 Michigan State L, 5-9
 29 Yale W, 12-7

April
 2 Harvard L, 0-8
 3 Harvard L, 4-5
 5 Delaware W, 5-3
 9 UConn L, 1-10
 12 Clemson* W, 5-4
 13 Clemson* L, 4-9
 15 South Carolina* W, 9-6
 16 South Carolina* W, 11-1
 19 Wake Forest* L, 6-11
 20 Duke* L, 5-7
 23 Maryland* L, 5-7
 26 NC State* W, 15-7
 27 North Carolina* W, 5-2
 30 VMI W, 12-1

May
 3 NC State* W, 9-8 (10)
 4 North Carolina* L, 4-12
 7 William & Mary L, 5-6
 10 Wake Forest* L, 4-5
 11 Duke* L, 6-8
 18 Richmond L, 4-8

1964 (10-9, 6-7 ACC)

COACH: James O. West
CAPTAIN: Jules Lambiotte
MANAGER: Donald R. Girres

March
 23 Michigan State L, 3-4
 24 Bucknell W, 10-2
 27 Clemson* L, 1-9
 28 Clemson* W, 11-9
 30 South Carolina* W, 10-7
 31 South Carolina* W, 4-2

April
 3 Yale W, 6-1
 10 Rhode Island W, 10-3
 14 William & Mary W, 2-0 (6)
 17 Wake Forest* L, 1-4
 18 Duke* W, 5-0
 24 NC State* W, 2-1
 25 North Carolina* L, 0-1

May
 1 NC State* L, 3-5
 2 North Carolina* L, 4-9
 6 Richmond L, 1-2
 8 Duke* W, 2-1
 9 Wake Forest* L, 0-5
 14 Maryland* L, 4-8

1965 (10-13, 6-8 ACC)

COACH: James O. West
CAPTAIN: George Farson

March
 29 Old Dominion L, 1-9
 31 Colgate L, 3-5

April
 1 Yale L, 1-5
 2 Yale W, 3-1
 6 Harvard L, 0-4
 7 Harvard W, 2-1
 9 Duke* W, 3-1
 10 Wake Forest* L, 2-6
 16 South Carolina* L, 0-3
 17 South Carolina* W, 4-3
 19 Clemson* L, 2-5
 20 Clemson* W, 1-0
 24 Georgetown W, 4-3
 29 VMI L, 2-3
 30 Duke* W, 8-3

May
 1 Wake Forest* W, 7-1
 5 Richmond W, 5 or 4-3
 8 North Carolina* W, 5-2
 11 Maryland* L, 0-5
 Maryland* L, 1-3
 13 NC State* L, 3-6
 14 NC State* L, 4-10
 15 North Carolina* L, 2-3

1966 (6-19, 3-11 ACC)

COACH: James O. West
MANAGER: Chris Sheap

March
 21 Davidson L, 1-7
 22 Davidson L, 4-7
 23 Wofford L, 3-13
 24 Furman W, 12-11
 25 South Carolina* L, 5-6
 26 South Carolina* L, 2-11
 31 Virginia Tech L, 1-7

April
 1 Yale W, 2-1
 4 Marietta L, 1-4
 7 Old Dominion L, 3-6
 11 Clemson* L, 4-8
 12 Clemson* L, 3-18
 15 Wake Forest* W, 7-2
 16 Duke* L, 1-3 (11)
 20 Pittsburgh L, 1-7
 22 NC State* W, 4-0
 23 North Carolina* L, 2-3
 25 Georgetown Rain
 26 Maryland* L, 1-11
 29 Duke* L, 0-4
 30 Wake Forest* L, 0-10

May
 3 Richmond L, 5-7
 6 NC State* L, 0-2
 7 North Carolina* L, 1-2
 10 Maryland* W, 5-4
 17 VMI W, 12-6

1967 (10-12, 5-8 ACC)

COACH: James O. West
CAPTAIN: Ronnie Bugnar

March
 21 at Davidson W, 8-3
 23 at East Carolina L, 0-16
 24 at East Carolina L, 1-3 (11)
 27 Rochester W, 7-6
 28 Rochester W, 8-7

April
 1 at Old Dominion L, 4-5
 5 Ashland W, 4-0
 7 at Wake Forest* L, 5-7
 8 at Duke* W, 6-4
 12 at VMI L, 0-2
 14 North Carolina* L, 1-7
 15 NC State* W, 4-3
 18 Maryland* L, 3-7
 21 Duke* W, 10-3
 22 Wake Forest* W, 1-0
 26 Virginia Tech Rain
 28 Richmond W, 1-0

May
 1 South Carolina* W, 8-1
 2 South Carolina* L, 0-3
 5 at North Carolina* L, 1-2 (10)
 6 at NC State* L, 3-5
 9 at Maryland* Rain
 10 Clemson* L, 2-7
 11 Clemson* L, 0-2

1968 (9-21, 5-13 ACC)

COACH: James O. West
CAPTAIN: Yates Hall

March
 25 at East Carolina L, 4-7
 at East Carolina L, 2-5
 26 at East Carolina L, 4-11
 27 at Campbell L, 1-4
 28 at Pembroke L, 3-8
 29 at Clemson* L, 4-6
 30 at South Carolina* W, 3-2
 at South Carolina* W, 2-1

April
 1 Ashland W, 8-2
 2 Ashland W, 3-2
 3 Brown W, 8-7
 5 at NC State* Rain
 6 at North Carolina* W, 4-1
 at North Carolina* L, 2-3
 10 Richmond W, 4-2
 12 Duke* L, 1-6 (7)
 Duke* L, 3-6 (7)
 13 Wake Forest* L, 5-7
 15 Old Dominion W, 2-1
 18 at Virginia Tech L, 0-20
 23 at Maryland* L, 1-12
 24 VMI Rain
 26 South Carolina* L, 1-5
 30 William & Mary L, 4-7

May
 3 at Duke* W, 6-2
 4 at Wake Forest* L, 0-15 (7)
 at Wake Forest* W, 6-0 (7)
 7 Maryland* L, 1-4 (7)
 Maryland* L, 0-4 (7)
 10 North Carolina* L, 0-6
 11 NC State* L, 1-4 (7)
 NC State* L, 1-6 (7)
 12 Clemson* Rain
 Clemson* Rain

1969 (19-14, 9-11 ACC)

COACH: James O. West

March
 22 at East Carolina W, 3-1
 23 at East Carolina L, 5-8
 25 at Davidson W, 4-2
 27 at William & Mary W, 5-0
 28 at Old Dominion L, 2-5
 29 at George Washington W, 16-14

April
 3 Maine W, 5-4
 4 Maine L, 5-9
 7 VMI W, 6-1
 8 Ashland W, 9-8
 9 Ashland W, 11-9
 11 at Clemson* L, 5-12
 at Clemson* L, 3-9
 12 at South Carolina* W, 4-3
 17 at Duke* W, 8-1
 at Duke* L, 0-1
 23 at Richmond W, 9-3
 25 North Carolina* L, 1-3
 North Carolina* L, 1-6
 26 NC State* L, 3-11
 29 Maryland* W, 2-1

May
 2 Duke* W, 6-1
 3 Wake Forest* L, 5-6
 4 Wake Forest* W, 5-2
 6 Virginia Tech W, 1-0
 9 at NC State* W, 7-6
 at NC State* W, 4-3
 10 at North Carolina* L, 0-5
 13 South Carolina* L, 2-8
 14 South Carolina* W, 9-0
 15 at Maryland* L, 1-7
 at Maryland* L, 1-4
 16 Clemson* W, 2-0

1970 (18-14-1, 10-10 ACC)

COACH: James O. West

March
 24 Bucknell W, 11-2
 28 at Belmont Abbey L, 10-11
 29 at Belmont Abbey L, 2-6
 30 at Pembroke L, 0-3 (7)
 31 at Pembroke T, 3-3

April
 3 Delaware W, 6-2
 4 Ashland W, 5-3
 7 Washington & Lee W, 13-4
 10 at Duke* L, 5-8
 11 at Wake Forest* L, 4-5 (7)
 at Wake Forest* W, 6-3 (7)
 12 William & Mary W, 4-0
 18 South Carolina* W, 2-1
 19 Clemson* L, 3-5 (7)



1972 - ACC CHAMPIONS | NCAA TOURNAMENT

YEAR-BY-YEAR RESULTS

Clemson*	W, 3-1 (7)
22 at VMI	W, 5-1
24 at NC State*	L, 5-6
25 at North Carolina*	L, 0-4 (7)
at North Carolina*	W, 6-1 (7)
29 Richmond	W, 5-4
May	
1 Wake Forest*	W, 13-4
2 Duke*	W, 6-1 (7)
Duke*	W, 5-1 (7)
3 Maryland*	L, 3-5 (8)
Maryland*	L, 4-7 (7)
George Washington	Rain
8 at Clemson*	L, 2-6
9 at South Carolina*	W, 3-1 (7)
at South Carolina*	L, 0-4 (7)
13 Old Dominion	W, 6-3
15 NC State*	W, 8-4 (7)
NC State*	W, 11-1 (7)
19 at Virginia Tech	L, 8-9
20 Maryland*	L, 0-3

1971 (20-9, 7-7 ACC)

COACH: James O. West

March	
23 Oneonta (N.Y.)	W, 7-3
24 Massachusetts	W, 7-4
27 at East Carolina	W, 9-5
28 at East Carolina	W, 1-0
30 at Davidson	W, 7-3
31 Maine	W, 5-4
April	
2 at Old Dominion	W, 9-6
3 at William & Mary	L, 3-4
4 Ashland	W, 10-4
5 Syracuse	W, 12-1
9 at Duke*	W, 3-0
10 at Wake Forest*	W, 4-3
16 at Richmond	W, 28-2
17 Pembroke	W, 3-2
18 NC State*	L, 0-3
22 at Washington & Lee	W, 15-6
24 at North Carolina*	L, 5-12
25 at NC State*	W, 3-1
26 VMI	W, 9-2
29 Virginia Tech	L, 4-5
24 North Carolina*	W, 5-4

May	
1 Wake Forest*	W, 11-2
2 Duke*	W, 3-0
4 Maryland*	L, 0-1
6 at Clemson*	W, 16-5
7 at Clemson*	L, 2-7
8 at South Carolina*	L, 2-3
9 at South Carolina*	L, 7-8
13 at Maryland*	L, 1-6

1972 (18-15, 9-4 ACC)

NCAA DISTRICT III PLAYOFFS
COACH: James O. West

March	
25 at East Carolina	L, 11-13
26 at East Carolina	W, 6-2
28 Indiana State (Pa.)	L, 8-9
29 Yale	W, 2-1
30 Yale	W, 3-1
31 Syracuse	W, 2-0
April	
2 at Jacksonville	L, 10-13
3 at Florida	L, 0-2

4 at Florida State	L, 6-8
5 at Florida State	L, 7-14
6 at Erskine	L, 9-10
8 at NC State*	W, 3-1
at NC State*	L, 1-5
9 at North Carolina*	L, 1-8
10 Oneonta	W, 8-2
15 Duke*	L, 2-4
16 Wake Forest*	W, 6-1
19 Maryland*	L, 1-2
Maryland*	W, 4-1
25 at VMI	W, 9-4
27 William & Mary	L, 5-17
29 at Wake Forest*	W, 8-7
at Wake Forest*	W, 2-0
30 at Duke*	W, 4-3
May	
5 Old Dominion	L, 4-6
6 Clemson*	W, 4-3
Clemson*	W, 5-2
7 Clemson*	W, 5-2
10 Virginia Tech	W, 4-2
June	
1 Richmond+ (6)	W, 18-2
2 Mississippi+ (6)	W, 9-3
South Alabama+ (6)	L, 1-6
Mississippi+ (6)	L, 0-9

1973 (16-12-2, 7-5 ACC)

COACH: James O. West

March	
10 at East Carolina	L, 2-5
11 at East Carolina	W, 7-4
17 at Pembroke State	L, 3-4
18 at Pembroke State	L, 3-7
24 North Carolina*	L, 5-6
25 NC State*	T, 1-1
29 Maryland*	W, 4-3
April	
2 at Georgia Tech	W, 6-4
3 at Georgia Tech	T, 11-11
5 at Davidson	W, 12-4
6 at Clemson*	W, 6-4
7 at NC State*	W, 5-1
at NC State*	L, 3-6
8 at North Carolina*	L, 2-6
10 Maryland*	W, 14-2
13 Wake Forest*	W, 11-0
Wake Forest*	L, 1-3
14 Duke*	W, 8-0
Duke*	W, 6-3
15 Clemson*	L, 3-11
17 Oneonta (N.Y.)	W, 10-0

1974 (21-17, 6-6 ACC)

COACH: James O. West

March	
2 at Jacksonville	L, 10-12
3 at Jacksonville	W, 10-0
4 at Georgia Tech	W, 14-6
5 at Georgia Tech	L, 2-4
6 at West Georgia	W, 4-3
7 at Georgia Tech	L, 3-8
8 at South Carolina	L, 0-2
at South Carolina	L, 3-7
9 at Pembroke State	W, 4-1
10 at Pembroke State	W, 7-3
17 Westfield State	W, 15-1
18 at East Carolina	L, 0-3
22 Richmond	L, 0-7
23 Lafayette	W, 6-4
24 Lafayette	L, 4-5
27 Mansfield State	W, 4-1
28 Old Dominion	W, 7-3
31 at NC State*	L, 5-7
April	
2 at Maryland*	L, 1-5
3 Maine	L, 4-10
7 Duke*	W, 12-1
11 at VMI	W, 6-4 (12)
12 Virginia Tech	W, 8-6
13 Wake Forest*	W, 10-4
Wake Forest*	W, 7-4
14 NC State*	L, 3-8
16 at Virginia Tech	W, 3-2 (10)
17 William & Mary	W, 9-3
19 at NC State*	L, 2-3 (16)
at Clemson*	W, 4-1
20 at Duke*	W, 2-1
21 at North Carolina*	L, 0-5
at North Carolina*	L, 5-6
22 Maryland*	W, 11-4
25 Maryland#	W, 6-0
26 Clemson*	W, 3-2
27 NC State#	L, 1-3
28 Clemson#	L, 6-9

ACC First Round

19 Maryland#	W, 7-1
NC State#	W, 2-1

ACC Final Four

20-22 Clemson#	L, 1-3
20-22 NC State#	L, 3-9
24 Richmond	L, 2-5
29 at William & Mary	W, 9-1
30 at Old Dominion	W, 7-5
May	
1 VMI	W, 11-1
6 Virginia Tech	L, 4-7

19 Duke*	W, 13-9
20 North Carolina*	W, 3-2
North Carolina*	L, 2-5
March	
2 at Jacksonville	L, 10-12
3 at Jacksonville	W, 10-0
4 at Georgia Tech	W, 14-6
5 at Georgia Tech	L, 2-4
6 at West Georgia	W, 4-3
7 at Georgia Tech	L, 3-8
8 at South Carolina	L, 0-2
at South Carolina	L, 3-7
9 at Pembroke State	W, 4-1
10 at Pembroke State	W, 7-3
17 Westfield State	W, 15-1
18 at East Carolina	L, 0-3
22 Richmond	L, 0-7
23 Lafayette	W, 6-4
24 Lafayette	L, 4-5
27 Mansfield State	W, 4-1
28 Old Dominion	W, 7-3
31 at NC State*	L, 5-7
April	
2 at Maryland*	L, 1-5
3 Maine	L, 4-10
7 Duke*	W, 12-1
11 at VMI	W, 6-4 (12)
12 Virginia Tech	W, 8-6
13 Wake Forest*	W, 10-4
Wake Forest*	W, 7-4
14 NC State*	L, 3-8
16 at Virginia Tech	W, 3-2 (10)
17 William & Mary	W, 9-3
19 at NC State*	L, 2-3 (16)
at Clemson*	W, 4-1
20 at Duke*	W, 2-1
21 at North Carolina*	L, 0-5
at North Carolina*	L, 5-6
22 Maryland*	W, 11-4
25 Maryland#	W, 6-0
26 Clemson*	W, 3-2
27 NC State#	L, 1-3
28 Clemson#	L, 6-9

1975 (14-12, 4-7 ACC)

COACH: James O. West

March	
8 at Jacksonville	W, 10-0
9 at Jacksonville	W, 5-2
13 at South Carolina	L, 0-6
14 at South Carolina	L, 4-5 (11)
15 at Pembroke	L, 2-4
18 at William & Mary	W, 3-1
25 Rhode Island	W, 20-6
26 Oneonta State	W, 12-2
27 Rhode Island	W, 5-1
28 at Richmond	L, 0-14
29 Wake Forest*	L, 3-4
April	
1 Maryland*	L, 3-11
2 at Virginia Tech	W, 5-3
4 at Clemson*	L, 2-4
5 at North Carolina*	L, 1-5
6 at Duke*	W, 7-3
7 at VMI	W, 11-1
9 Richmond	W, 13-9
12 at Wake Forest*	W, 7-2
13 at NC State*	L, 0-2
at NC State*	L, 1-4
17 Virginia Tech	W, 10-1
18 Clemson*	L, 3-6

1976 (17-22, 4-8 ACC)

COACH: James O. West

March	
6 at Georgia Tech	W, 9-7
7 at Georgia Tech	L, 2-3
at Western Kentucky	L, 3-5
8 at Mercer	L, 1-2
9 at Mercer	L, 4-6
10 at Mercer (Atlanta)	L, 1-5
12 at South Carolina	L, 6-9 (11)
13 at South Carolina	L, 1-13
14 at Atlantic Christian	W, 7-5
16 Liberty Baptist	W, 16-6
18 Lock Haven	W, 5-3
19 Lock Haven	L, 8-17
20 William & Mary	W, 7-4
21 Richmond	W, 12-3
23 Oneonta (NY)	W, 4-3
24 James Madison	L, 8-9
26 at Virginia Tech	L, 1-10
27 at Wake Forest*	W, 1-0
28 at NC State*	W, 3-2
29 Mansfield State	W, 3-2
30 Mansfield State	L, 4-10
April	
2 Virginia Tech	L, 2-3
3 North Carolina*	L, 0-19
4 Duke*	W, 4-3 (11)
5 Duke*	W, 6-3
6 at Maryland*	L, 1-2
8 at VMI	W, 8-6
9 at James Madison	W, 8-5
10 Wake Forest*	L, 4-9
11 NC State*	L, 3-8
13 Maryland*	L, 1-8
14 Old Dominion	W, 16-9
16 at Clemson*	L, 0-15
17 at Clemson	L, 0-9
18 at North Carolina*	L, 3-4
22 North Carolina#	W, 8-6
Maryland#	L, 4-8
Wake Forest#	W, 8-2
Maryland#	L, 8-14

1977 (11-21-1, 1-8-1 ACC)

COACH: James O. West

March	
12 at South Carolina	L, 2-8
13 at Pembroke	W, 6-2
14 at Furman	W, 9-2
15 at Furman	L, 4-5
16 at Erskine	W, 5-1
17 at Georgia	L, 2-4
18 at Lehigh	L, 3-8
at Georgia Southern	L, 2-13
19 at Georgia Southern	L, 2-3
20 Atlantic Christian	Cancelled
21 James Madison	L, 4-9
22 Oneonta (NY)	W, 8-0
23 Oneonta	Cancelled
24 Fairfield	L, 5-9
25 Fairfield	L, 4-9
26 Wake Forest*	L, 2-3
27 NC State*	L, 0-6
28 Mansfield State	W, 10-0
29 Virginia Tech	L, 9-12

30 at Liberty Baptist	L, 2-3
31 VMI	W, 16-1
April	
1 at Richmond	W, 5-4
3 Duke*	Cancelled
4 Duke*	Cancelled
5 George Mason	Cancelled
6 at Maryland*	T, 4-4
7 Pembroke	L, 2-4
8 at Virginia Tech	L, 7-9
9 at Wake Forest*	L, 0-10
10 at NC State*	L, 1-8
11 Maryland*	L, 0-3
12 at William & Mary	W, 2-1
13 at Old Dominion	W, 16-0
14 Richmond	W, 10-3
15 North Carolina*	W, 8-3
North Carolina*	L, 4-7
16 Clemson*	L, 3-8
17 Clemson*	L, 4-26
20 Maryland #	L, 1-4

1978 (18-14, 4-8 ACC)

COACH: James O. West

March	
9 at Virginia Tech	Cancelled
11 at South Carolina	W, 4-1
12 at South Carolina	L, 3-13
13 at Erskine	W, 9-2
14 at Furman	L, 3-6
15 at Furman	Cancelled
16 at Clemson*	L, 4-14
17 at Clemson*	L, 3-4
18 at Pembroke State	W, 5-4
19 at Pembroke State	W, 3-1
21 Oneonta State	W, 20-6
22 Oneonta State	W, 10-9
23 Mansfield State	W, 4-3
24 Mansfield State	W, 10-9
29 Maryland*	L, 7-8
30 Richmond	L, 3-4
31 at VMI	W, 6-1
April	
1 NC State*	L, 4-17
2 North Carolina*	L, 11-12
3 at Richmond	L, 9-11
4 George Mason	W, 13-8
5 Old Dominion	W, 12-4
6 Liberty Baptist	W, 5-1
7 Duke*	W, 6-5
8 at North Carolina*	W, 8-4
9 at Duke*	L, 5-6
11 Maryland*	W, 28-5 (7)
12 William & Mary	W, 9-4
13 James Madison	L, 6-8
14 at Virginia Tech	W, 10-1
15 at NC State*	W, 5-2
16 at Wake Forest*	L, 3-4
17 at Wake Forest*	L, 7-9
20 Wake Forest#	L, 2-16

2022 Clemson#	L, 1-3
2022 NC State#	L, 3-9
24 Richmond	L, 2-5
29 at William & Mary	W, 9-1
30 at Old Dominion	W, 7-5
May	
1 VMI	W, 11-1
6 Virginia Tech	L, 4-7

YEAR-BY-YEAR RESULTS

1979 (21-16, 4-7 ACC)

COACH: James O. West

March	
10 at The Citadel	W, 5-4
11 at UNCW	Cancelled
12 at Francis Marion	L, 3-4
13 at Pembroke	L, 2-6
at Pembroke	Cancelled
15 at Wake Forest	W, 12-3
16 at Coastal Carolina	L, 3-4
at Wake Forest (8)	L, 2-12
17 at Purdue Ft. Wayne	W, 13-5
18 at Pembroke	L, 2-7
19 at Pembroke	L, 2-4
20 Oneonta	W, 13-2
21 Oneonta	W, 17-1
22 Mansfield State	W, 9-6
23 Mansfield State	W, 7-1
24 Duke*	Cancelled
25 SE Massachusetts	Cancelled
26 James Madison	W, 14-6
29 Norfolk State	W, 25-2
30 at East Carolina	W, 11-9
31 at Duke*	L, 8-9
at Duke*	W, 5-2
April	
1 at Wake Forest*	L, 4-14
3 George Mason	Cancelled
4 Maryland*	Cancelled
7 at North Carolina*	L, 2-4
8 at NC State*	W, 6-4
Richmond	Cancelled
12 at Virginia Tech	W, 9-2
William & Mary	Cancelled
14 Wake Forest*	L, 5-8
15 VCU	W, 17-4
16 at Virginia Tech	L, 0-4
18 Maryland*	L, 2-3 (7)
Maryland*	L, 2-4 (7)
19 Richmond	W, 12-3 (7)
Richmond	W, 12-3 (7)
at VCU	L, 3-14
21 NC State*	W, 5-4
22 North Carolina*	W, 3-2
23 William & Mary	W, 4-2
25 Clemson*	L, 4-10
26 Clemson*	Cancelled
29 at Old Dominion	W, 6-4
at Old Dominion	W, 10-5
VMI	L, 1-2

1980 (20-13-1, 6-6 ACC)

COACH: James O. West

March	
8 at Georgia Southern	W, 8-3
9 Yale	W, 8-5
10 East Tenn. State	T, 1-1
14 Maryland	L, 4-5
15 at UNC-Wilmington	W, 1-0
16 at East Carolina	W, 11-9
17 Longwood	W, 10-8
19 Richmond	W, 9-3
20 VCU	L, 8-15
22 North Carolina*	L, 6-11
23 NC State*	W, 3-2
24 at Old Dominion	W, 7-5
25 Howard	L, 5-11
26 Maryland*	W, 7-3
27 at James Madison	W, 5-3
28 at James Madison	W, 4-2
29 at Wake Forest*	L, 5-7
April	
1 at Richmond	L, 0-6
2 at William & Mary	W, 12-8
at Apprentice School (exh.)	L, 2-10
3 George Mason	W, 2-1
4 California State (Pa.)	L, 19-23
5 Wake Forest*	W, 12-4
6 Duke*	W, 7-5
7 Oneonta	W, 6-4
10 at VMI	W, 7-0
at VMI	W, 5-2
11 at Longwood	L, 12-13
12 at NC State*	L, 1-6
17 at Clemson*	L, 1-3
18 at Clemson*	L, 5-6
19 at Georgia Tech*	W, 5-4
20 at Georgia Tech*	W, 10-8
22 at NC State*	L, 1-3
28 Old Dominion	L, 2-5

1981 (28-20, 8-5 ACC)

COACH: Dennis Womack

March	
12 Westfield State	W, 21-8
13 UConn (9)	W, 9-2
14 UConn (9)	L, 4-5
15 at East Carolina	W, 6-5

at East Carolina	L, 5-14
16 at South Carolina	L, 7-19
17 at South Carolina	L, 2-3
19 at Campbell	W, 7-6
20 at Elon	L, 4-13
21 at Wake Forest*	W, 10-8
22 at Duke*	L, 5-6
23 Oswego	W, 10-4
24 Pittsburgh	W, 11-4
25 Norfolk State	W, 15-10
26 Lynchburg	W, 11-9
27 at Richmond	L, 2-3
28 at North Carolina*	W, 9-8
29 at NC State*	L, 3-12
31 Vermont	L, 14-19
Vermont	L, 2-12
April	
2 Richmond	W, 12-9
3 William & Mary	W, 11-4
4 NC State*	W, 18-6
6 Oneonta	W, 15-4
7 Oneonta	W, 20-4
8 Maryland*	L, 8-11
Maryland*	W, 5-4
10 VCU	L, 6-7
11 Duke**	W, 9-5
12 Wake Forest*	W, 8-3
15 VCU*	L, 7-10
16 Georgia Tech*	W, 11-1
17 Georgia Tech*	W, 10-8
18 Clemson*	L, 7-11
19 Clemson*	L, 5-11
20 Longwood	W, 11-5
22 Duke (10)#	L, 3-4
23 Georgia Tech (10)#	L, 2-5
27 James Madison	L, 1-3
28 Virginia Tech	W, 10-9
29 at Liberty Baptist	L, 6-9
30 at James Madison	L, 1-3
May	
2 Old Dominion	W, 4-3
Old Dominion	W, 2-0
3 at Virginia Tech	L, 1-11
4 VMI	W, 13-3
VMI	W, 8-2
5 Liberty Baptist	L, 4-10
^ Forfeit	

1982 (22-27, 5-7 ACC)

COACH: Dennis Womack

March	
12 at Longwood	W, 8-4
13 at UNC-Wesleyan	L, 7-10
14 at NC State*	W, 12-8
16 at North Carolina*	L, 2-5
17 at South Carolina	L, 0-16
18 at South Carolina	L, 3-5
at South Carolina	L, 3-5
22 Norfolk State	W, 15-8
23 Richmond	W, 6-2
24 George Mason	W, 13-4
25 Shippensburg	L, 4-11
26 Seton Hall	L, 11-16
27 Seton Hall	L, 1-12 (7)
Seton Hall	L, 7-12 (7)
28 Seton Hall	W, 12-5
29 William & Mary	W, 12-4
30 East Carolina	L, 10-18
31 Maryland*	W, 11-7
April	
1 VCU	W, 16-15
2 at Richmond	L, 9-14
4 Wake Forest*	W, 7-5 (7)
5 Wake Forest*	W, 15-14 (7)
5 Oneonta State	W, 5-4
6 Oneonta State	W, 20-1 (7)
7 at Maryland*	L, 12-15
8 at Lynchburg	L, 2-5
9 at James Madison	L, 5-13
10 North Carolina*	W, 9-8
11 NC State*	L, 5-12
12 Towson State	W, 19-6
13 Liberty Baptist	W, 26-5
16 at Georgia Tech*	L, 4-6 (7)
at Georgia Tech*	L, 2-12 (7)
17 at Clemson*	L, 1-9
18 at Clemson*	L, 6-17
19 Longwood	W, 13-11
21 at Wake Forest#	W, 10-4
22 at North Carolina#	W, 6-3
23 at Clemson#	W, 6-4
24 at Wake Forest#	L, 3-7
25 at North Carolina#	L, 2-3 (12)
28 James Madison	L, 3-14
29 at VMI	L, 1-8 (7)
at VMI	W, 4-1 (7)
30 Virginia Tech	L, 6-10
May	

1 Virginia Tech	L, 4-13
2 at Virginia Tech	L, 2-9
3 at VCU	W, 17-1
4 at Liberty Baptist	L, 10-12

1983 (12-25, 4-6 ACC)

COACH: Dennis Womack

March	
5 VCU	W, 11-8 (7)
VCU	W, 5-4 (7)
11 at UNC-Wesleyan	L, 0-18
13 at UCF	L, 6-7
14 vs. Rollins (11)	L, 4-9
vs. Yale (11)	L, 2-14
16 vs. Stetson (11)	L, 1-10
17 vs. Michigan (11)	L, 2-6
18 vs. Rollins (11)	L, 5-6
19 vs. Michigan (11)	L, 3-6
20 vs. Yale (11)	L, 7-13
22 Georgia Tech*	L, 8-19
23 Georgia Tech*	W, 15-2
24 VMI	W, 11-3
25 Brown	L, 8-11
26 NC State*	W, 4-2
28 SUNY-Oneonta	W, 9-5
29 at James Madison	L, 0-3 (7)
at James Madison	W, 11-6 (7)
30 Maryland*	L, 0-13
April	
1 at Wake Forest*	L, 3-10
4 at William & Mary	W, 7-4
12 at Maryland*	W, 6-5
13 at Richmond	L, 6-7
14 Clemson*	L, 1-8
16 at NC State*	W, 8-7
17 at North Carolina*	L, 5-11 (7)
at North Carolina*	L, 0-8 (7)
20 Clemson# (10)	L, 5-12
21 Georgia Tech# (10)	W, 8-1
22 Maryland# (10)	W, 5-2
24 North Carolina# (10)	L, 4-5 (11)
26 at Old Dominion	L, 2-5
at Old Dominion	L, 0-5
29 at Virginia Tech	L, 10-11
30 Virginia Tech	L, 3-8
May	
1 at Virginia Tech	L, 11-12

1984 (25-17, 4-10 ACC)

COACH: Dennis Womack

March	
4 George Mason	W, 12-1
7 Liberty Baptist	W, 4-3
9 at Georgia Tech*	L, 2-7
10 at Georgia Tech*	W, 13-1
11 at Newberry	W, 13-6
12 at Furman	W, 4-3
14 at Newberry	W, 8-4
15 at Clemson*	L, 2-6
16 at Clemson*	L, 2-7
17 at Wofford	W, 3-1
at Wofford	W, 9-8
20 Providence	W, 10-4
22 St. John's	W, 9-1
23 George Washington	W, 16-15
24 at North Carolina*	L, 4-10
25 at NC State*	L, 0-1
26 Oneonta	W, 7-0
27 VCU	W, 3-1
30 Brown	W, 9-8
31 Duke*	W, 5-3
April	
1 Wake Forest*	L, 1-2
3 at VMI	W, 11-4
6 at Richmond	W, 3-2
7 at Duke*	W, 5-3
8 at Wake Forest*	W, 6-4
9 Longwood	L, 1-2
10 William & Mary	W, 12-9
11 at Maryland*	L, 3-4
at Maryland*	L, 1-2
12 Richmond	W, 9-8
14 North Carolina*	L, 1-5
15 NC State*	L, 3-14
16 Norfolk State	W, 10-1
18 NC State# (13)	L, 0-10
19 Clemson# (13)	L, 6-7
25 James Madison	L, 3-5
James Madison	W, 11-1
27 vs. Virginia Tech (19)	W, 4-4
28 vs. Virginia Tech (19)	L, 3-5
29 vs. Virginia Tech (19)	L, 9-10
30 vs. George Mason (7)	W, 3-1

1985 (38-16, 9-4 ACC)

NCAA ATLANTIC REGIONAL

COACH: Dennis Womack

February	
27 at William & Mary	W, 12-3
March	
1 Seton Hall	W, 3-0
2 Seton Hall	L, 2-4 (7)
Seton Hall	W, 11-7 (5)
5 at VCU	W, 7-6
6 at VMI	W, 5-1
9 at Columbus (Ga.)	W, 12-3 (7)
at Columbus (Ga.)	W, 7-1 (7)
10 at Huntington (Ala.)	W, 10-8
11 at Auburn	W, 9-8
12 at Auburn	L, 5-8
13 at Auburn	L, 11-12
14 at Furman	W, 12-11 (10)
16 North Carolina*	W, 7-6
17 NC State*	W, 22-6
18 Westfield State	W, 9-7
19 Coast Guard	W, 18-4
20 Providence	W, 15-6
21 Rider	W, 7-3
23 at NC State*	L, 2-3
24 at North Carolina*	L, 5-6
25 SUNY-Oneonta	W, 8-1
26 at Richmond	W, 7-0
27 VCU	W, 9-7
28 Clemson*	W, 19-1
30 Georgia Tech*	L, 4-8
31 Georgia Tech*	W, 9-4
April	
1 Liberty Baptist	L, 14-16
2 Longwood	W, 3-2
3 Maryland*	W, 17-4
4 at George Mason	L, 4-5 (10)
6 at Duke*	W, 19-8
7 at Wake Forest*	W, 10-3
8 James Madison	L, 9-18
9 Old Dominion	W, 5-4 (10)
10 at Maryland*	L, 7-8
11 William & Mary	W, 7-6
12 Norfolk State	W, 14-8
13 Wake Forest*	W, 4-3
14 Duke*	W, 8-2
17 vs. Wake# (27)	L, 4-9
18 vs. NC State# (27)	W, 7-0
19 vs. North Carolina# (27)	W, 10-3
20 vs. Clemson# (27)	L, 8-10
23 at Old Dominion	L, 1-3
25 at James Madison	W, 9-6 (10)
27 at Virginia Tech	L, 13-14
28 Virginia Tech	W, 3-2
29 at Liberty Baptist	W, 5-3
30 VMI	W, 8-5
May	
1 at George Mason	W, 9-5
24 vs. Florida+ (28)	W, 14-1
25 at Miami+ (28)	L, 6-11
26 vs. Florida+ (28)	L, 2-15
1986 (27-22, 6-7 ACC)	
COACH: Dennis Womack	
February	
26 at William & Mary	W, 9-7 (8)
28 Seton Hall	Snow
March	
1 Seton Hall	W, 13-2
2 Seton Hall	W, 5-3
Seton Hall	W, 3-2
4 James Madison	W, 3-2
5 George Mason	W, 4-1
8 at Georgia Tech*	L, 7-9
9 at Georgia Tech*	L, 4-18
11 at Furman	L, 1-7 (7)
at Furman	L, 4-5
12 at Clemson*	L, 4-15
13 at Clemson*	Rain
15 UConn (9)	W, 12-2 (7)
UConn (9)	W, 8-6 (7)
16 at East Carolina	L, 1-59
18 Providence	W, 13-9
20 VCU	W, 7-6
21 North Carolina*	L, 4-6
22 Ohio University	W, 10-9 (7)
Ohio University	W, 10-1 (7)
23 Ohio University	W, 6-3
24 Liberty	L, 5-9
26 at Georgetown	L, 6-7 (10)
27 George Washington	L, 10-11
29 at North Carolina*	L, 14-15
30 at NC State*	L, 1-2
April	
1 Towson State	W, 9-8
2 Old Dominion	L, 2-6
4 William & Mary	W, 5-4
5 NC State*	L, 1-2

8 at James Madison	L, 5-9
9 at VMI	W, 12-9
11 at Richmond	W, 16-6
12 Duke*	W, 11-8
13 Wake Forest*	L, 2-4
14 at Virginia Tech	W, 11-8
15 Richmond	Rain
18 at VCU	Rain
19 at Duke*	W, 5-2 (10)
20 at Wake Forest*	W, 15-12
21 Virginia Tech	L, 12-13 (12)
22 VMI (12)	W, 17-0 (7)
23 at Maryland*	W, 5-3
24 at Old Dominion	L, 2-11
25 vs. George Mason (7)	L, 8-10
26 at West Chester	L, 3-4
27 at Rider	W, 7-1
28 Jacksonville	W, 8-2
29 at Liberty	L, 2-3
30 Maryland*	W, 14-10
May	
14 North Carolina # (13)	L, 4-5
16 North Carolina # (13)	L, 7-9

1987 (18-30, 5-12 ACC)

COACH: Dennis Womack

February	
28 at East Carolina	Rain
at East Carolina	Rain
March	
1 at East Carolina	Rain
2 at Liberty	L, 3-5
3 at William & Mary	L, 12-13 (8)
4 VCU	W, 6-1
7 at UAB	L, 2-21
8 at UAB	L, 8-9 (8)
9 at UAB	Rain
10 at Auburn	L, 2-4
11 at Auburn	L, 4-7
12 at Georgia Tech*	L, 2-18
13 at Clemson*	L, 4-6
14 at Clemson*	L, 2-9
15 at South Carolina	L, 3-7
17 Providence	W, 14-9
20 Kent State	L, 3-7
21 Kent State	L, 5-21 (7)
Kent State	W, 14-4 (7)
22 Kent State	W, 11-6
23 Georgetown	L, 6-7
24 VMI	W, 8-0
25 at James Madison	L, 1-5 (8)
26 William & Mary	W, 9-8
27 Rider Col.	W, 24-2 (7d)
28 Georgia Tech*	W, 3-2
29 Georgia Tech*	W, 19-3
31 at George Mason	Rain
April	
1 Old Dominion	W, 4-3
2 at Richmond	W, 10-2
4 Wake Forest*	W, 9-2
6 James Madison	Rain
7 Richmond	W, 8-4
8 Maryland*	W, 7-4
11 at NC State*	L, 3-21 (7)
at NC State*	L, 3-5 (7)
12 at North Carolina*	L, 6-10
13 Clemson*	L, 4-11
14 Seton Hall	L, 3-4 (12)
15 at Maryland*	L, 1-6
17 NC State*	Rain
19 North Carolina*	L, 1-4 (7)
North Carolina*	L, 1-9 (7)
20 Liberty	W, 8-6
21 at Old Dominion	L, 1-5
22 Maryland*	W, 10-7
23 at VCU	W, 13-6
24 at Duke*	Rain
25 at Duke*	Rain
at Duke*	Rain
26 at Wake Forest*	L, 4-5 (7)
at Wake Forest*	L, 1-6 (7)
28 George Mason (7)	

YEAR-BY-YEAR RESULTS

1988 (32-19-1, 11-10 ACC)

COACH: Dennis Womack

February

27 at East Carolina	L, 10-11 (7)
at East Carolina	W, 4-3 (7)
28 vs. George Washington (Greenville, N.C.)	L, 6-12 (7)
at East Carolina	W, 6-5 (7)

March

2 at William & Mary	W, 12-4
12 at Clemson*	L, 6-9
13 at Augusta	W, 19-13
14 at Augusta	W, 14-7
15 vs. Jacksonville St. (Auburn, Ala.)	W, 11-10
16 at Auburn	W, 13-8
17 Auburn/Montgomery	L, 4-5 (10)
19 at Georgia Tech*	L, 10-11 (10)
20 at Georgia Tech*	W, 12-9
23 at George Mason	L, 3-4
24 at Richmond	W, 14-13
26 West Chester	W, 8-2 (7)
27 Georgia Tech*	L, 2-13
28 West Chester	W, 13-8
30 James Madison	W, 16-3
31 West Chester	W, 4-0 (7)
West Chester	W, 10-6 (7)

April

2 Duke*	W, 9-5 (7)
Duke*	W, 2-1 (8)
3 Wake Forest	W, 6-5
4 Campbell	W, 6-5
5 at VMI	W, 11-5
9 at North Carolina*	L, 1-12 (7)
at North Carolina*	W, 13-5 (7)
10 at NC State*	L, 3-21
12 Old Dominion	T, 3-3 (10)
13 at James Madison	L, 10-13
14 William & Mary	W, 6-0
15 North Carolina*	L, 9-14
16 NC State*	L, 8-13
17 NC State*	W, 12-11
19 Richmond	W, 6-5
20 Virginia Tech	L, 8-11
21 Liberty	W, 11-2
23 at Wake Forest*	L, 12-15 (7)
at Wake Forest*	W, 8-2 (7)
24 at Duke*	W, 21-15
26 VMI	L, 3-5
29 vs. Radford (Front Royal, Va.)	W, 16-1
30 at Maryland*	W, 16-4 (7)
at Maryland*	W, 8-1 (7)

May

1 Maryland*	W, 12-1
2 Clemson*	L, 3-8
3 Clemson*	L, 0-6

ACC Tournament (Greenville, S.C.)

11 vs. North Carolina	L, 1-13
12 vs. Duke	W, 7-1
13 vs. NC State	W, 6-1
14 vs. Georgia Tech	L, 4-5

1989 (25-24-1, 7-11 ACC)

H: 13-9-1 | A: 10-13 | N: 2-2

COACH: Dennis Womack

March

1 VCU	L, 2-6
4 at Jacksonville	L, 3-4
5 at Jacksonville	L, 4-5
6 at North Florida	L, 2-8
7 at North Florida	W, 12-4
8 at Florida	L, 6-13
9 at Florida	L, 0-18
10 at Georgia Tech*	L, 0-18
11 at Clemson*	L, 4-10
12 at Clemson*	L, 2-8
16 Radford	W, 17-4
17 Seton Hall	L, 5-9
18 Seton Hall	T, 3-3 (7)
19 Hartford	L, 7-17
22 Lafayette	W, 9-3
25 at Duke*	W, 7-0
at Duke*	W, 4-3
26 at Wake Forest*	L, 5-17
29 Old Dominion	W, 9-8
30 William & Mary	W, 11-1
31 NC State*	W, 14-7

April

1 North Carolina*	L, 3-4 (10)
2 North Carolina*	L, 5-10
3 at Liberty	W, 10-7
5 at James Madison	W, 7-6 (10)
6 Richmond	W, 8-4
8 at NC State*	L, 4-9
9 at North Carolina*	L, 4-5 (14)
11 at William & Mary	W, 2-1 (10)
12 East Carolina	W, 3-2
14 Clemson*	L, 0-8
16 Georgia Tech*	L, 2-3
Georgia Tech*	L, 2-6

17 at VMI	W, 14-13 (10)
VMI	W, 14-8
18 James Madison	L, 6-7
19 at Richmond	W, 10-4
20 at Virginia Tech	W, 10-9 (10)
21 Liberty	W, 15-3
22 Wake Forest*	W, 9-8
Wake Forest*	W, 6-5
23 Duke*	W, 7-4
25 at Old Dominion	W, 10-4
26 vs. Virginia Tech (Madison, Va.)	W, 6-2
27 at George Mason	L, 3-8
29 Maryland*	W, 6-5

May

2 at VCU	L, 2-6
----------	--------

ACC Tournament (Greenville, S.C.)

13 vs. Georgia Tech	L, 0-3
14 vs. Maryland	W, 7-3
15 vs. NC State	L, 8-11

1990 (21-32-1, 7-11 ACC)

H: 12-11-1 | A: 7-18 | N: 2-3

COACH: Dennis Womack

February

23 at William & Mary	W, 6-3
24 at East Carolina	L, 3-5
at East Carolina	L, 1-2
25 at East Carolina	L, 3-8
28 Liberty	W, 17-5

March

1 at Old Dominion	L, 5-7
2 William & Mary	T, 6-6
4 Seton Hall	W, 1-0
Seton Hall	L, 7-8
5 Seton Hall	L, 10-11
6 VMI	L, 4-5
7 VCU	W, 15-8
9 at Georgia Tech*	L, 6-17
10 at Georgia Tech*	L, 4-9
11 at Georgia Tech*	L, 6-13
12 at Georgia	L, 1-13
13 at Georgia	L, 2-8
14 at Georgia	L, 3-12
15 at Georgia	L, 6-11
18 at Furman	L, 1-4
21 Old Dominion	L, 6-8
22 Richmond	W, 5-2
23 at NC State*	L, 1-10
24 at NC State*	L, 6-7
25 at NC State*	W, 12-7
27 James Madison	W, 13-12
28 Brown	L, 4-6

April

1 at Duke*	L, 4-7
at Duke*	W, 9-8
4 at James Madison	W, 16-14 (11)
8 Wake Forest*	W, 9-0
Wake Forest	W, 12-9
10 at George Mason	L, 1-3
11 vs. Virginia Tech (Madison, Va.)	L, 1-8
12 Campbell	W, 11-7
13 North Carolina*	L, 7-10 (11)
14 North Carolina*	L, 7-13
15 North Carolina*	W, 6-5
18 at Richmond	W, 8-6
19 Virginia Tech	W, 14-13
20 Clemson*	L, 6-12
21 Clemson*	L, 3-19
22 Clemson*	L, 0-8
24 East Carolina	W, 9-6
25 at Virginia Tech	W, 14-13
26 George Mason	W, 5-3
27 at Maryland*	W, 21-19 (10)
28 at Maryland*	W, 29-10
30 at Liberty	L, 0-4

May

1 Radford	L, 9-11
-----------	---------

ACC Tournament (Greenville, S.C.)

12 vs. NC State	W, 14-1
13 vs. Clemson	L, 3-7
14 vs. Wake Forest	W, 8-4
15 vs. North Carolina	L, 3-7

1991 (28-27-2, 10-11 ACC)

H: 17-10-2 | A: 8-15 | N: 3-2

COACH: Dennis Womack

February

25 Liberty	T, 5-5 (7)
26 Radford	T, 5-5
27 VCU	W, 7-2

March

1 at VCU	L, 0-5
2 Seton Hall	W, 3-1 (7)
Seton Hall	W, 4-2
5 at Old Dominion	L, 2-5
7 VMI	W, 16-5
9 at Georgia	W, 3-1
10 at Georgia	L, 4-5

11 at Georgia	L, 3-12
12 at Georgia	L, 5-13
14 at Furman	W, 2-1 (7)
at Furman	W, 5-3 (7)
15 at Clemson*	L, 2-5
16 at Clemson*	L, 1-15
17 at Clemson*	L, 8-12
20 James Madison	W, 4-2
21 George Mason	W, 14-7 (8)
22 Notre Dame	W, 12-6 (7)
24 Notre Dame	L, 0-12 (7)
Notre Dame	W, 5-2
25 Georgia Tech*	W, 6-5
26 Georgia Tech*	L, 1-11
27 Georgia Tech*	L, 0-13
30 Duke*	W, 5-4
31 Duke*	W, 5-4 (7)
Duke*	W, 10-7 (7)

April

1 at William & Mary	L, 7-8 (10)
2 Campbell	W, 8-2
3 Virginia Tech	L, 6-7
6 at Wake Forest*	L, 3-4 (7)
at Wake Forest*	W, 4-2 (10)
7 at Wake Forest*	W, 6-2
9 Richmond	L, 1-12
10 vs. Virginia Tech (Madison, Va.)	W, 5-2
12 at North Carolina*	L, 1-3
13 at North Carolina*	L, 4-6
14 at North Carolina*	W, 7-1
16 at James Madison	L, 1-4
17 at Virginia Tech	L, 5-11
18 at Liberty	L, 2-16
19 NC State*	W, 8-4
20 NC State*	W, 6-2
21 NC State*	L, 1-2
22 Towson	L, 4-6
23 at George Mason	W, 4-1
24 at Richmond	W, 5-4 (10)
26 Maryland*	L, 3-5
27 Maryland*	W, 7-2
28 Maryland*	L, 4-5
29 William & Mary	W, 8-1
30 Old Dominion	L, 6-9

May

ACC Tournament (Greenville, S.C.)

11 vs. NC State	W, 4-3
13 vs. Georgia Tech	L, 3-9
vs. North Carolina	W, 5-1
14 vs. Clemson	L, 4-7 (11)

1992 (21-30, 3-19 ACC)

H: 12-14 | A: 9-13 | N: 0-3

COACH: Dennis Womack

February

22 at VMI	W, 14-5
23 Marshall	W, 7-5 (7)
27 Richmond	L, 3-6
28 at William and Mary	W, 8-7
29 UMES	W, 11-2 (7)
UMES	W, 16-6 (7)

March

1 UMES	W, 15-0 (8)
2 at Liberty	W, 13-5
3 at George Mason	W, 7-3
4 at Old Dominion	L, 0-3
6 William and Mary	L, 1-8 (6)
7 Seton Hall	W, 5-4
8 Seton Hall	L, 0-2 (7)
Seton Hall	W, 5-4 (10)
13 at Georgia Tech*	L, 3-4 (7)
at Georgia Tech*	L, 4-10 (7)
14 at Georgia Tech*	L, 4-5 (10)
15 at Davidson	L, 2-5
16 at UNC Greensboro	W, 10-4
17 at Campbell	L, 1-4
19 Liberty	L, 5-6
20 Clemson*	L, 6-8
21 Clemson*	L, 3-5
22 Clemson*	L, 2-8
24 Florida State*	L, 3-4
25 Florida State*	L, 7-13
27 at Duke*	W, 4-2 (10)
28 at Duke*	L, 3-8
29 at Duke*	L, 1-3
31 at Richmond	W, 5-3

April

3 Wake Forest*	L, 7-14
4 Wake Forest*	L, 3-8
5 Wake Forest*	L, 2-6
6 at VCU	W, 5-4 (10)
8 Virginia Tech	W, 4-3
10 North Carolina*	L, 5-7
11 North Carolina*	L, 4-5
12 North Carolina*	W, 13-3
13 VMI	W, 12-1
14 James Madison	W, 6-3
15 vs. Virginia Tech (Salem, Va.)	L, 3-12

17 at NC State*	W, 5-1
18 at NC State*	L, 3-6
19 at NC State*	L, 1-2
22 at Virginia Tech	L, 4-6
25 at Maryland*	L, 6-8
at Maryland*	L, 1-11 (7)
27 George Mason	W, 5-2
28 Old Dominion	W, 4-1

May

ACC Tournament (Greenville, S.C.)

9 vs. Clemson	L, 2-3 (10)
10 vs. Duke	L, 9-12

1993 (21-30, 7-15 ACC)

H: 16-15 | A: 4-13 | N: 1-2

COACH: Dennis Womack

February

20 Marshall	W, 4-2 (7)
Marshall	W, 8-1 (7)
23 VMI	W, 6-3
24 VCU	W, 8-4 (8)
25 at VCU	L, 4-8

March

2 at Richmond	L, 2-8
3 James Madison	L, 1-2
6 Seton Hall	L, 11-12
7 Seton Hall	W, 9-1
Seton Hall	W, 7-6
9 at William & Mary	W, 13-8
10 at Liberty	W, 6-2
12 at Clemson*	L, 1-15
16 at Florida State*	L, 5-11
17 at Florida State*	L, 0-10
18 at Florida State*	L, 1-8
20 at Georgia	L, 2-3
21 at Georgia	L, 13-14
25 George Mason	W, 13-4
26 Georgia Tech*	L, 3-6 (10)
28 Georgia Tech*	W, 3-2 (7)
Georgia Tech*	L, 5-7 (7)
30 Old Dominion	L, 2-6 (7)
Old Dominion	L, 3-6 (7)
31 Liberty	W, 4-2

April

2 at Wake Forest*	W, 11-10
3 at Wake Forest*	W, 13-9 (13)
4 Wake Forest*	L, 6-7 (10)
6 Richmond	L, 3-9
7 at Virginia Tech	L, 1-6
9 at North Carolina*	L, 4-9
10 at North Carolina*	L, 1-4
11 at North Carolina*	L, 1-9
14 Virginia Tech	W, 6-2
17 NC State*	L, 2-4 (7)
NC State*	L, 2-8 (7)
18 NC State*	L, 3-8
20 William and Mary	L, 5-9
23 Maryland*	W, 10-5
24 Maryland*	L, 1-4
25 Maryland*	W, 11-5
27 at James Madison	L, 4-6
29 Duke*	W, 1-0
30 Duke*	L, 3-4

May

1 Duke*	W, 5-1
2 at Radford	L, 11-16
3 Radford	W, 8-0
4 Campbell	W, 10-5

ACC Tournament (Greenville, S.C.)

YEAR-BY-YEAR RESULTS

12 Radford W, 9-7
 13 George Mason W, 11-3
 13 George Mason L, 4-7 (7)
ACC Tournament (Greenville, S.C.)
 17 vs. Florida State L, 0-6
 18 vs. Georgia Tech L, 2-3

1996 (44-21, 11-13 ACC)
H: 21-6 | A: 13-13 | N: 10-2
ACC TOURNAMENT CHAMPIONS
NCAA SOUTH I REGIONAL
COACH: Dennis Womack
CAPTAINS: Justin Counts, Donnie Seward, Craig Zaikov

February
 19 Old Dominion W, 3-2
 21 VCU W, 9-7
 23 at Arizona State L, 3-17
 24 at Arizona State W, 7-4
 25 at Arizona State L, 2-7
 28 Liberty W, 7-2

March
 2 Seton Hall W, 8-0
 2 Seton Hall W, 4-0
 3 Seton Hall W, 21-6
 4 Norfolk State W, 17-4
 6 at Liberty L, 4-5
 9 at NC State* W, 12-1
 10 at NC State* L, 3-9
 10 at NC State* L, 0-1 (7)
 11 vs. Fairfield (Greensboro, N.C.) W, 3-1 (7)
 11 at NC A&T W, 6-0 (7)
 13 at UNC Charlotte W, 5-2 (7)
 13 at UNC Charlotte L, 5-11 (7)
 16 at Georgia Tech* L, 6-7
 16 at Georgia Tech* L, 4-5
 17 at Georgia Tech* L, 5-13
 21 Coppin State W, 12-3
 23 North Carolina* W, 15-0
 24 North Carolina* L, 4-5
 25 North Carolina* W, 9-7
 27 at James Madison W, 3-2
 29 Clemson* L, 1-8
 30 Clemson* W, 3-2
 31 Clemson* L, 3-9

April
 2 at Radford W, 6-1
 3 at George Mason W, 10-1
 5 at Duke* W, 3-2
 6 at Duke* L, 3-5
 7 at Duke* L, 0-3 (7)
 9 James Madison W, 5-3 (10)
 10 Howard W, 12-3
 12 at Maryland* W, 12-6
 13 at Maryland* W, 6-1
 14 at Maryland* L, 3-12
 16 at Richmond W, 8-7
 17 vs. Virginia Tech (Salem, Va.) W, 2-1 (10)
 19 Wake Forest* W, 6-0
 20 Wake Forest* W, 8-4
 21 Wake Forest* W, 2-1
 22 VMI W, 9-4
 23 Richmond L, 9-13
 25 Virginia Tech W, 8-1
 27 East Carolina W, 7-4
 28 East Carolina W, 6-5
 29 at VCU W, 5-3
 30 at George Washington W, 3-0

May
 10 Florida State* L, 0-6

11 Florida State* W, 9-7
 12 Florida State* L, 3-6
ACC Championship (Durham, N.C.)
 15 vs. NC State W, 5-1
 16 vs. Florida State W, 3-2
 17 vs. Clemson W, 4-2
 18 vs. Georgia Tech W, 8-4
 18 vs. Florida State L, 2-8
 19 vs. Florida State W, 12-1

NCAA Regional (Tuscaloosa, Ala.)
 23 vs. Notre Dame L, 1-1
 24 vs. Princeton W, 12-2
 25 vs. Notre Dame W, 7-7
 25 vs. Stetson W, 5-4
 26 at Alabama L, 8-18

1997 (32-22, 10-13 ACC)
H: 17-7 | A: 14-13 | N: 1-2
COACH: Dennis Womack

February
 16 vs. Penn State (Wilmington, N.C.) W, 12-4
 16 at UNCW W, 11-3
 17 at UNCW W, 15-8
 18 at William & Mary W, 11-2
 22 Seton Hall W, 11-0 (11)
 22 Seton Hall W, 5-4 (7)
 23 Seton Hall L, 6-13
 26 Radford W, 9-4
 27 Norfolk State W, 8-3

March
 1 at East Carolina L, 10-13
 1 at East Carolina W, 6-5 (7)
 2 at East Carolina W, 15-2
 4 Liberty W, 8-5
 5 Howard W, 8-5
 7 at Florida State* L, 2-8
 8 at Florida State* W, 6-4
 9 at Florida State* L, 2-20
 10 at Mercer L, 3-5
 11 at Mercer W, 9-4
 12 at Georgia College W, 5-3
 14 at Clemson* L, 2-3
 15 at Clemson* L, 1-6
 16 at Clemson* L, 3-7
 20 Coppin State W, 15-1
 21 NC State* W, 6-1
 22 NC State* L, 3-0
 23 NC State* W, 5-4
 25 at VMI W, 13-3
 26 William & Mary W, 14-4
 27 at Old Dominion L, 5-9

April
 1 George Mason W, 11-8
 2 at James Madison W, 12-8
 4 at Wake Forest* L, 4-8
 5 at Wake Forest* L, 3-11
 6 at Wake Forest* W, 7-6
 8 Richmond L, 3-8
 9 at Virginia Tech W, 14-11
 11 Georgia Tech* L, 2-8
 13 Georgia Tech* L, 2-4 (7)
 13 Georgia Tech* W, 10-8 (7)
 15 at Richmond L, 4-9
 16 James Madison L, 9-11 (12)
 18 at North Carolina* L, 4-6
 19 at North Carolina* W, 13-2
 20 at North Carolina* L, 9-11 (12)
 22 VCU W, 11-7
 25 Duke* L, 1-4
 26 Duke* W, 3-0
 29 at VCU W, 5-2

May
 10 Maryland* W, 11-1
 10 Maryland* W, 5-4 (8)
 11 Maryland* W, 15-6
ACC Tournament (St. Petersburg, Fla.)
 14 vs. NC State L, 2-4
 15 vs. Duke L, 3-16

1998 (28-26-1, 5-18 ACC)
H: 17-12 | A: 8-11-1 | N: 3-3
COACH: Dennis Womack

February
Big Ball Sports Classic (Houston, Texas)
 13 at Rice W, 3-2
 14 vs. South Alabama L, 5-8
 15 vs. Oklahoma State W, 4-2
 21 Penn State W, 5-2
 21 Penn State W, 9-2
 22 Penn State W, 8-4
 25 VMI W, 13-7
 28 Seton Hall W, 5-4
 28 Seton Hall W, 9-2

March
 1 Seton Hall W, 10-5
 4 William & Mary W, 18-4
 6 at Georgia Tech* L, 3-5
 7 at Georgia Tech* L, 4-27
 10 at Liberty W, 11-8
 11 Liberty W, 8-4
 13 at Duke* L, 4-7
 14 at Duke* L, 10-13
 15 at Duke* L, 6-9
 17 Coppin State W, 14-0 (7)
 21 at NC State* L, 2-14
 22 at NC State* W, 5-6
 22 at NC State* W, 9-7 (7)
 24 at James Madison W, 11-3
 25 Old Dominion L, 6-7
 27 North Carolina* L, 5-6
 28 North Carolina* W, 18-5
 29 North Carolina* W, 12-7
 31 VCU L, 3-6

April
 2 at Richmond T, 11-11
 3 Clemson* L, 7-9
 4 Clemson* W, 7-6
 5 Clemson* L, 6-15
 7 at George Mason L, 8-9
 8 Virginia Tech W, 4-3
 10 at Maryland* L, 4-7
 11 at Maryland* L, 3-10
 12 at Maryland* W, 9-1
 14 Richmond W, 9-7
 15 at Virginia Tech L, 5-10
 16 at William & Mary W, 5-1
 18 St. John's L, 3-6
 18 St. John's W, 4-1 (7)
 20 at Radford W, 14-3
 21 James Madison W, 8-7
 22 vs. Virginia Tech (Salem, Va.) W, 3-2
 24 Wake Forest* L, 2-3
 25 Wake Forest* L, 4-13
 26 Wake Forest* L, 7-13
 28 at VCU W, 11-7

May
 9 Florida State* L, 4-5
 9 Florida State* L, 2-11
 10 Florida State* L, 6-9

ACC Tournament (Durham, N.C.)
 12 vs. Maryland W, 9-4 (10)
 13 vs. Florida State L, 1-4
 14 vs. NC State L, 1-4

1999 (21-35, 8-15 ACC)
H: 17-10 | A: 3-19 | N: 1-6
COACH: Dennis Womack

January
 29 vs. Jacksonville (Orlando, Fla.) L, 2-13
 30 vs. Auburn (Orlando, Fla.) L, 2-11
 31 vs. Oklahoma (Orlando, Fla.) W, 12-4

February
 12 at The Citadel W, 5-1
 13 vs. East Carolina (Charleston, S.C.) L, 0-12
 14 vs. VCU (Charleston, S.C.) L, 2-7
 20 Penn State W, 6-3
 20 Penn State W, 4-3 (7)
 21 Penn State L, 2-4
 24 at Old Dominion L, 0-1
 27 Seton Hall L, 0-8
 27 Seton Hall L, 2-10

March
 2 William & Mary L, 5-8
 4 Radford W, 5-2
 6 Rhode Island W, 10-3 (7)
 6 Rhode Island W, 13-5
 7 Rhode Island W, 7-0
 12 at Florida State* L, 3-10
 13 at Florida State* L, 1-2
 14 at Florida State* L, 3-11
 16 at UNC Greensboro L, 4-8
 17 at UNC Greensboro L, 8-11
 19 Duke* W, 15-5
 20 Duke* W, 15-3
 23 at Liberty L, 4-5
 24 George Mason L, 3-6
 26 NC State* L, 1-2
 27 NC State* L, 3-8
 28 NC State* W, 9-6
 31 Richmond W, 6-5

April
 2 Georgia Tech* W, 7-6 (14)
 3 Georgia Tech* L, 6-7
 4 Georgia Tech* W, 6-5
 6 at Richmond L, 3-8
 7 VCU W, 14-1 (7)
 9 at Wake Forest* L, 2-11
 10 at Wake Forest* L, 8-14
 11 at Wake Forest* L, 4-5
 14 at Virginia Tech L, 9-13
 16 at North Carolina* L, 9-10
 17 at North Carolina* L, 2-3
 18 at North Carolina* L, 5-6
 20 at VCU L, 2-4
 21 Virginia Tech L, 7-11
 23 Maryland* W, 9-5
 24 Maryland* W, 15-3
 25 Maryland* L, 1-5
 27 Liberty W, 11-6

May
 1 at Clemson* L, 9-3
 1 at Clemson* L, 4-5 (11)
 2 at Clemson* L, 5-12
 4 at George Mason L, 9-15
 15 at James Madison W, 13-2
 16 James Madison W, 5-4
ACC Tournament (Durham, N.C.)
 19 vs. Wake Forest L, 3-4
 20 vs. NC State L, 6-9

2000 (26-31-1, 10-14 ACC)
H: 15-15-1 | A: 8-14 | N: 3-2
COACH: Dennis Womack

February
 12 at LSU L, 0-8
 12 at LSU L, 2-13
 13 at LSU L, 4-13
 16 Old Dominion T, 14-14 (8)
 22 George Mason L, 4-6
 23 at Liberty L, 5-6
 25 Liberty L, 6-9 (8)
 26 Bucknell W, 6-1 (7)
 26 Bucknell W, 5-4 (7)
 27 Bucknell W, 13-2
 29 at William & Mary L, 3-9

March
 2 at George Mason W, 4-3
 4 Seton Hall W, 4-1 (7)
 4 Seton Hall L, 4-8
 5 Seton Hall W, 7-4
 6 at VCU W, 8-7
 8 at James Madison L, 6-14
 11 Eastern Michigan W, 7-6
 11 Eastern Michigan L, 4-6 (7)
 12 Eastern Michigan W, 12-4
 14 Princeton W, 11-5
 15 Princeton W, 5-2
 17 at NC State* L, 13-16
 18 at NC State* L, 2-4
 19 at NC State* W, 3-1
 24 Wake Forest* L, 0-4
 25 Wake Forest* W, 10-9
 26 Wake Forest* L, 5-13
 28 at Richmond W, 11-2
 29 Virginia Tech L, 3-7

April
 1 Florida State* L, 6-9
 2 Florida State* W, 2-1
 2 Florida State* L, 1-10
 4 Richmond W, 4-12
 7 at Duke* W, 10-4
 8 at Duke* W, 12-3
 9 at Duke* L, 1-10
 14 at Georgia Tech* L, 4-8
 15 at Georgia Tech* L, 1-5
 16 at Georgia Tech* L, 6-12
 19 at Virginia Tech L, 6-7 (10)
 21 North Carolina* W, 6-5
 22 North Carolina* L, 4-5
 23 North Carolina* W, 10-6
 24 James Madison L, 1-3
 26 UNC Greensboro W, 1-0 (7)
 26 UNC Greensboro L, 5-15 (7)
 28 at Maryland* L, 2-4
 29 at Maryland* W, 13-10
 30 at Maryland* W, 9-4

May
 2 vs. Virginia Tech (Salem, Va.) W, 5-4
 13 Clemson* L, 7-9
 13 Clemson* W, 11-0
 14 Clemson* L, 9-20

ACC Tournament (Fort Mill, S.C.)
 17 vs. Clemson L, 5-9
 18 vs. NC State W, 9-5 (10)
 19 vs. Wake Forest W, 8-3
 20 vs. Clemson L, 5-12



1996 CAVALIERS - ACC CHAMPIONS | NCAA TOURNAMENT

YEAR-BY-YEAR RESULTS

2001 (25-31, 9-15 ACC)
H: 17-10 | A: 7-18 | N: 3
COACH: Dennis Womack

February
 17 Navy W, 9-1
 17 Navy W, 10-3
 18 Navy W, 6-2
 24 Penn State W, 15-4
 24 Penn State W, 6-5 (9)
 25 Penn State L, 6-7 (10)
 27 William & Mary L, 5-10
 28 at VCU L, 6-7 (11)

March
 1 at Liberty W, 13-10
 3 Seton Hall L, 4-9
 3 Seton Hall W, 2
 10 at Florida State* L, 2-9
 10 at Florida State* L, 1-16
 11 at Florida State* L, 1-2
 12 at High Point W, 18-7
 13 at UNC Greensboro W, 6-3
 14 at UNC Greensboro W, 12-2
 16 Duke* W, 4-3
 17 Duke* L, 11-12
 18 Duke* W, 14-5
 19 George Mason W, 13-9
 20 VCU L, 2-8
 23 NC State* W, 8-7
 24 NC State* W, 10-2
 25 NC State* L, 3-10
 27 Richmond W, 1-0
 30 Georgia Tech* W, 3-1
 31 Georgia Tech* W, 3-10

April
 1 Georgia Tech* L, 9-13
 3 at Richmond L, 4-17
 5 at Radford L, 5-6
 6 at Wake Forest* L, 8-9
 7 at Wake Forest* L, 2-14
 8 at Wake Forest* L, 1-4
 10 Liberty L, 4-5 (11)
 11 Virginia Tech L, 7-4
 13 at North Carolina* L, 6-10
 14 at North Carolina* L, 6-7
 15 at North Carolina* W, 5-2
 17 James Madison L, 3-4
 18 at Virginia Tech W, 9-3
 20 Maryland* W, 6-1
 21 Maryland* W, 15-7
 22 Maryland* W, 9-6
 24 at James Madison L, 6-7 (10)
 25 at George Mason L, 5-10
 27 at Miami W, 5-0
 28 at Miami L, 1-5
 29 at Miami L, 6-12

May
 1 vs. Virginia Tech (Salem, Va.) L, 1-6
 12 at Clemson* L, 1-8
 12 at Clemson* L, 1-17
 13 at Clemson* L, 4-5

ACC Tournament (Fort Mill, S.C.)
 16 vs. Clemson W, 7-3
 17 vs. Wake Forest L, 1-2
 18 vs. NC State L, 2-6

2002 (25-32, 8-16 ACC)
H: 11-14 | A: 13-14 | N: 1-4
COACH: Dennis Womack

February
 16 Bucknell W, 10-3
 16 Bucknell W, 7-5 (7)
 17 Bucknell W, 8-0
 22 vs. Old Dominion W, 12-4
 23 vs. Western Carolina L, 3-4
 24 at The Citadel W, 5-4
 26 VCU L, 7-13
 27 at William & Mary W, 5-3

March
 2 Seton Hall W, 2-0 (7)
 3 Seton Hall W, 18-3
 3 Seton Hall W, 5-1
 5 at Liberty L, 7-9
 6 Radford W, 5-1
 9 at UNC-Charlotte L, 1-4
 9 at UNC-Charlotte L, 5-6 (7)
 10 at UNC-Charlotte L, 11-21
 11 at NC A&T W, 25-1
 14 at Old Dominion L, 2-4
 15 #1 Florida State* W, 11-10
 16 #1 Florida State* L, 3-8
 16 #1 Florida State* L, 4-14
 22 at Duke* W, 6-4 (10)
 23 at Duke* W, 8-3
 24 at Duke* W, 9-5
 27 at VCU L, 1-6
 29 North Carolina* L, 4-15
 30 North Carolina* L, 0-5

31 North Carolina* W, 8-3

April
 1 James Madison L, 2-3 (10)
 2 at James Madison L, 4-13
 5 at Maryland* W, 5-0
 6 at Maryland* L, 3-10
 7 at Maryland* W, 8-7
 10 at Virginia Tech W, 16-10
 12 Wake Forest* L, 7-8
 13 Wake Forest* L, 3-4
 14 Wake Forest* L, 5-9
 16 Richmond L, 6-15
 17 at Richmond W, 12-11 (10)
 18 vs. Virginia Tech (Salem, Va.) L, 2-8
 20 UNC Greensboro L, 5-12
 22 at George Mason W, 14-5
 23 Liberty W, 5-3
 26 at Georgia Tech* W, 5-1
 27 at Georgia Tech* L, 2-3 (12)
 28 at Georgia Tech* L, 3-9
 30 Virginia Tech W, 8-7 (10)

May
 11 Clemson* L, 4-15
 12 Clemson* L, 2-15
 13 Clemson* L, 3-5
 15 at Penn State W, 12-4 (7)
 15 at Penn State L, 11-12 (7)
 17 at NC State* L, 2-10
 18 at NC State* L, 7-12
 18 at NC State* L, 8-10

ACC Tournament (Salem, Va.)
 22 vs. North Carolina L, 10-11
 23 vs. NC State L, 5-6 (10)

2003 (29-25, 11-12 ACC)
H: 19-9 | A: 8-14 | N: 2-2
COACH: Dennis Womack

February
 14 at Auburn L, 13-14
 15 at Auburn L, 3-5
 16 at Auburn L, 5-7
 24 at Liberty W, 15-5

March
 2 at Radford W, 11-0
 3 at Richmond L, 1-2
 3 at Richmond L, 1-2 (7)
 4 James Madison W, 3-2
 5 Navy W, 12-1
 7 Charlotte W, 3-2
 8 Charlotte W, 3-2
 9 Charlotte W, 11-5
 11 UNC Greensboro W, 12-5
 12 UNC Greensboro W, 14-6
 14 at Florida State* L, 1-9
 15 at Florida State* L, 0-4
 16 at Florida State* L, 4-5 (12)
 19 William & Mary W, 6-0
 21 Duke* W, 13-1
 22 Duke* W, 9-2
 23 Duke* W, 6-0
 25 James Madison W, 13-3
 26 at James Madison W, 5-4
 28 Maryland* W, 6-0
 29 Maryland* W, 4-2

April
 1 Richmond W, 11-4
 2 Liberty W, 3-0
 4 at Clemson* L, 4-9
 5 at Clemson* W, 4-1
 6 at Clemson* L, 2-9
 11 Miami L, 1-6
 12 Miami L, 4-10
 13 Miami W, 17-2 (7)
 15 Old Dominion W, 8-3
 16 at Virginia Tech L, 3-5
 19 NC State* L, 1-7
 19 NC State* L, 2-3
 20 NC State* W, 8-3
 22 George Mason L, 3-4
 23 vs. Virginia Tech (Salem, Va.) W, 10-7
 25 at Wake Forest* L, 1-2
 26 at Wake Forest* W, 13-2
 27 at Wake Forest* W, 6-4
 29 at VCU L, 3-5

May
 9 Georgia Tech* L, 0-7
 10 Georgia Tech* L, 2-5
 11 Georgia Tech* L, 0-1
 12 VCU L, 1-7
 16 at North Carolina* W, 6-4
 16 at North Carolina* L, 3-4 (10)
 17 at North Carolina* W, 7-5 (10)

ACC Tournament (Salem, Va.)
 22 vs. NC State L, 6-10
 23 vs. Wake Forest W, 12-11 (10)
 24 vs. Florida State L, 0-2

2004 (44-15, 18-6 ACC)
H: 25-8 | A: 19-5 | N: 0-2
NCAA TOURNAMENT
COACH: Brian O'Connor

February
 13 at NC A&T W, 10-7
 14 at NC A&T W, 9-3
 15 at NC A&T W, 12-5
 19 UMES W, 15-2
 21 Penn State W, 7-1
 22 Penn State L, 3-8
 24 James Madison W, 10-1
 27 Seton Hall W, 3-2
 28 Seton Hall W, 17-1
 29 Seton Hall W, 4-3

March
 2 at Richmond W, 14-6
 5 Central Conn. W, 17-1
 6 Central Conn. W, 10-0
 7 Central Conn. W, 9-4
 8 Quinipiac L, 11-13
 10 at UNC Greensboro W, 9-1
 12 at Georgia Tech* W, 4-3
 13 at Georgia Tech* W, 2-1
 14 at Georgia Tech* W, 85 (10)
 17 at Old Dominion L, 4-5
 19 North Carolina* L, 3-5 (11)
 20 North Carolina* L, 4-8
 21 North Carolina* W, 6-2
 24 at George Mason W, 9-5
 26 at NC State* W, 9-2
 27 at NC State* L, 1-12
 28 at NC State* L, 7-8
 30 Brown W, 13-2 (7)
 31 Brown W, 11-4

April
 2 at Duke* W, 8-1
 3 at Duke* W, 6-5
 4 at Duke* W, 3-1
 6 at William & Mary W, 11-9
 9 Clemson* W, 5-1
 10 Clemson* W, 4-3
 10 Clemson* W, 3-1
 16 at Maryland* W, 5-3
 17 at Maryland* W, 7-6 (11)
 18 at Maryland* W, 2-1 (11)
 20 Norfolk State W, 8-3
 21 Virginia Tech W, 21-10
 23 at Miami* L, 0-8
 24 at Miami* L, 3-22
 25 at Miami* W, 4-3
 27 Radford W, 3-2

2005 (41-20, 14-11 ACC)
H: 31-5 | A: 7-12 | N: 3-3
NCAA TOURNAMENT
COACH: Brian O'Connor

February
 11 at UNC Wilmington L, 2-5
 12 at UNC Wilmington W, 2-0
 13 at UNC Wilmington W, 7-4
 16 at Old Dominion L, 6-9
 18 Bucknell W, 7-2
 19 Bucknell W, 2-0
 19 Bucknell W, 13-3
 23 Old Dominion W, 8-0
 26 Fordham W, 5-0
 26 Fordham W, 13-3
 27 Fordham L, 2-3

March
 4 at Wake Forest* L, 8-11
 5 at Wake Forest* L, 8-15
 6 at Wake Forest* L, 6-7
 8 Longwood W, 13-0
 9 James Madison W, 8-2
 11 Marist W, 3-0
 12 Marist W, 10-5
 13 Marist W, 6-0
 16 Coppin State W, 15-1
 18 Maryland* W, 4-1

April
 19 Maryland* W, 6-5
 20 Maryland* W, 5-2
 27 at Virginia Tech* (Radford, Va.) W, 8-5
 30 VMI W, 2-1

May
 1 at North Carolina* L, 7-8 (14)
 2 at North Carolina* L, 5-10
 3 at North Carolina* L, 2-3 (11)
 5 at Liberty W, 10-2
 8 NC State* W, 2-0
 9 NC State* L, 0-6
 9 NC State* L, 2-3
 10 NC State* L, 2-3
 12 Norfolk State W, 13-1
 13 UMES W, 15-1 (7)
 13 UMES W, 6-0 (7)
 15 at Clemson* L, 4-13
 16 at Clemson* L, 2-3
 17 at Clemson* W, 9-2
 22 Georgia Tech* W, 4-2
 23 Georgia Tech* W, 9-2
 24 Georgia Tech* W, 2-1
 27 William & Mary W, 9-4
 29 at Florida State* L, 1-8

May
 1 at Florida State* W, 6-2
 1 at Florida State* L, 2-7
 3 Richmond W, 11-0
 13 Miami* L, 6-7
 14 Miami* W, 0-1
 15 Miami* W, 4-3
 16 N.C. A&T W, 20-2
 17 at James Madison W, 10-2
 19 Duke* W, 7-1
 20 Duke* W, 7-2
 21 Duke* W, 10-4

ACC Tournament (Jacksonville, Fla.)
 25 vs. Clemson W, 8-1
 26 vs. NC State W, 12-2 (7)
 28 vs. Clemson W, 5-4
 29 vs. Georgia Tech L, 3-4

June
 3 vs. St. John's L, 3-5
 4 vs. Ohio State L, 1-2

2006 (47-15, 21-9 ACC)
NCAA TOURNAMENT
COACH: BRIAN O'CONNOR

February
 10 vs. The Citadel W, 5-3
 12 at Coastal Carolina W, 8-3
 15 Old Dominion W, 1-5
 17 Towson W, 7-0
 18 Towson W, 7-2
 19 Towson W, 13-3
 21 VCU W, 7-1

Charleston Challenge (Charleston, S.C.)
 24 vs. George Mason W, 9-7
 25 vs. Gardner-Webb W, 6-2
 26 at Col. of Charleston L, 6-7 (17)

28 George Washington W, 11-5

March
 3 Saint Joseph's W, 21-0
 4 Saint Joseph's W, 15-1
 5 Saint Joseph's W, 14-3
 7 UMES W, 20-3
 7 UMES W, 15-0
 10 at Georgia Tech* L, 2-8
 11 at Georgia Tech* L, 6-7
 12 at Georgia Tech* W, 6-3
 15 Dayton W, 10-3
 17 Clemson* W, 2-1
 18 Clemson* W, 10-2
 19 Clemson* W, 7-4
 22 Marshall W, 12-0
 24 Wake Forest* W, 3-2
 25 Wake Forest* L, 2-3
 26 Wake Forest* W, 10-2
 28 Coppin State W, 12-1
 29 Norfolk State W, 13-2
 31 at NC State* L, 2-10

April
 1 at NC State* L, 9-10
 2 at NC State* L, 1-8
 5 at Richmond W, 5-0
 7 at Duke* L, 3-4
 8 at Duke* W, 7-3
 9 at Duke* W, 6-4
 12 Longwood W, 6-4
 14 Boston College* W, 8-3
 15 Boston College* W, 5-4
 16 Boston College* W, 5-0
 18 VMI W, 5-0

2007 (45-16, 19-9 ACC)
H: 28-9 | A: 13-6 | N: 4-1
NCAA TOURNAMENT
COACH: Brian O'Connor

February
 17 George Washington W, 11-0
 18 George Washington W, 11-1
 19 George Washington W, 15-2
 20 William & Mary W, 17-2
 21 Coppin State W, 12-0
 23 Bucknell W, 2-0
 24 Bucknell W, 3-0
 24 Bucknell W, 13-2
 27 VMI W, 5-3

March
 2 Delaware W, 11-2
 3 Delaware W, 10-4
 4 Delaware W, 3-2
 6 at James Madison W, 6-5
 9 at Wake Forest* L, 3-8
 10 at Wake Forest* W, 13-5
 11 at Wake Forest* L, 6-7
 13 Niagara W, 2-92
 17 at North Carolina* W, 7-2 (11)
 18 at North Carolina* W, 9-6
 18 at North Carolina* L, 4-9
 20 at Richmond W, 11-1
 23 Miami* W, 4-1
 24 Miami* W, 3-0
 25 Miami* L, 2-4
 27 George Mason W, 17-6
 28 Longwood W, 4-3
 30 at Virginia Tech* W, 3-1
 31 at Virginia Tech* W, 11-4

April
 1 at Virginia Tech* W, 8-5
 3 at VMI L, 2-5
 6 Duke* W, 4-0
 7 Duke* L, 9-13
 8 Duke* W, 8-1
 10 at VCU W, 8-1
 13 Georgia Tech* L, 1-2 (11)
 14 Georgia Tech* W, 7-6
 17 Richmond W, 12-5
 20 at Clemson* W, 5-3
 21 at Clemson* W, 3-0
 22 at Clemson* L, 1-2
 25 James Madison L, 6-7 (14)
 27 Maryland* W, 14-0
 28 Maryland* W, 3-2 (10)
 29 Maryland* W, 4-0

May
 11 NC State* W, 4-2
 12 NC State* L, 7-10
 13 NC State* L, 6-8
 15 Coastal Carolina L, 7-11
 17 at Boston College* W, 5-4 (10)
 19 at Boston College* W, 11-3

ACC Tournament (Jacksonville, Fla.)
 23 vs. NC State W, 6-1
 24 vs. Georgia Tech W, 4-1
 26 vs. North Carolina L, 0-5

June
 2 vs. NC State W, 6-1
 3 South Carolina L, 2-8
 4 Evansville L, 4-15

2008 (45-16, 19-9 ACC)
H: 28-9 | A: 13-6 | N: 4-1
NCAA TOURNAMENT
COACH: Brian O'Connor

February
 9 vs. Elon W, 10-3
 10 vs. North Florida W, 10-1
 11 at Coastal Carolina L, 2-3

March
 17 George Washington W, 11-0
 18 George Washington W, 11-1
 19 George Washington W, 15-2
 20 William & Mary W, 17-2
 21 Coppin State W, 12-0
 23 Bucknell W, 2-0
 24 Bucknell W, 3-0
 24 Bucknell W, 13-2
 27 VMI W, 5-3

April
 1 at Virginia Tech* W, 8-5
 3 at VMI L, 2-5
 6 Duke* W, 4-0
 7 Duke* L, 9-13
 8 Duke* W, 8-1
 10 at VCU W, 8-1
 13 Georgia Tech* L, 1-2 (11)
 14 Georgia Tech* W, 7-6
 17 Richmond W, 12-5
 20 at Clemson* W, 5-3
 21 at Clemson* W, 3-0
 22 at Clemson* L, 1-2
 25 James Madison L, 6-7 (14)
 27 Maryland* W, 14-0
 28 Maryland* W, 3-2 (10)
 29 Maryland* W, 4-0

May
 1 VCU W, 5-4
 11 NC State* W, 4-2
 12 NC State* L, 7-10
 13 NC State* L, 6-8
 15 Coastal Carolina L, 7-11
 17 at Boston College* W, 5-4 (10)
 19 at Boston College* W, 11-3

ACC Tournament (Jacksonville, Fla.)
 23 vs. NC State W, 6-1
 24 vs. Georgia Tech W, 4-1
 26 vs. North Carolina L, 0-5

June
 2 Lehigh W, 11-5
 3 South Carolina L, 2-8
 4 Evansville L, 4-15

YEAR-BY-YEAR RESULTS

June	26 at Miami* L, 3-4 (10)	4 Maryland* L, 7-8	6 Dartmouth W, 14-3	7 St. John's W, 5-3
NCAA Regional (Charlottesville, Va.)	27 at Miami* L, 0-10	5 Maryland* W, 17-2	7 Dartmouth W, 11-5	NCAA Super Regional (Charlottesville, Va.)
1 Lafayette W, 5-1	29 Mount St. Mary's W, 11-1	7 Story Brook W, 8-0	7 Wright State W, 13-3	12 Oklahoma W, 3-2
2 Oregon State W, 7-4 (13)	May	8 Story Brook L, 2-6	10 at William & Mary W, 126	13 Oklahoma L, 7-10
4 Oregon State L, 3-5	9 North Carolina* L, 3-9	11 at Georgia Tech* L, 6-7	12 at Florida State* W, 5-0	14 Oklahoma L, 0-11
5 Oregon State L, 3-7	10 North Carolina* L, 2-5	at Georgia Tech* W, 11-10	13 at Florida State* W, 9-8	
2008 (39-23, 15-15 ACC)	11 North Carolina* W, 5-4 (6)	12 at Georgia Tech* T, 4-4	14 at Florida State* L, 8-9	2011 (56-12, 22-8 ACC)
H: 31-9 A: 5-11 N: 3-3	13 VMI W, 6-5 (11)	17 at Boston College* W, 8-3	16 William & Mary W, 9-1	H: 35-5 A: 13-5 N: 8-2
NCAA TOURNAMENT	15 Georgia Tech* W, 4-2	18 at Boston College* L, 6-9	17 at James Madison W, 6-3	ACC CHAMPIONS
COACH: Brian O'Connor	16 Georgia Tech* L, 8-14	19 at Boston College* W, 2-0	19 Boston College* W, 7-1	ACC COASTAL DIVISION CHAMPIONS
February	17 Georgia Tech* L, 7-9	21 at VCU W, 8-1	20 Boston College* W, 4-3	NCAA COLLEGE WORLD SERIES
23 Lehigh W, 5-1	ACC Tournament (Jacksonville, Fla.)	21 Boston College* W, 11-1	21 Boston College* W, 11-1	COACH: Brian O'Connor
Lehigh W, 4-1	21 vs. North Carolina W, 8-7 (11)	22 Georgetown W, 9-3	23 Marshall W, 6-3	February
24 Lehigh W, 12-1	23 vs. Florida State W, 5-3	22 NC State* W, 6-2	26 Clemson* W, 4-3	Auburn Tournament (Auburn, Ala.)
Lehigh W, 6-1	24 vs. Wake Forest L, 4-7	25 NC State* W, 6-3	27 Clemson* L, 5-8	18 vs. UAB W, 6-4
27 Old Dominion W, 7-3	25 vs. Miami L, 4-8	26 NC State* L, 6-7	28 Clemson* W, 3-1	19 at Auburn W, 13-2
28 Coppin State W, 27-1	NCAA Regional (Fullerton, Calif.)	28 Liberty W, 5-2	30 Towson W, 17-5	20 vs. Arkansas St. W, 8-2
29 Siena W, 17-2	30 vs. UCLA L, 2-3	May	31 Towson W, 8-4	23 VMI W, 4-3
March	31 vs. Rider W, 8-2	8 Duke* L, 4-11	April	25 East Carolina W, 10-1
1 Cornell W, 12-2	June	9 Duke* W, 10-9	2 at NC State* L, 5-6 (11)	26 East Carolina W, 4-3
Siena W, 7-4	1 at Cal State Fullerton L, 1-4	10 Duke* W, 12-1	3 at NC State* W, 8-4	27 East Carolina L, 3-4
2 Cornell W, 12-3	2009 (49-15-1, 16-11-1)	12 VCU W, 4-1	4 at NC State* L, 6-7	March
8 at NC State* W, 5-3 (10)	H: 29-6 A: 13-7-1 N: 7-2	14 at Virginia Tech* L, 4-5 (10)	6 James Madison W, 9-4	1 William and Mary W, 9-0
at NC State* L, 0-2	ACC CHAMPIONS	15 at Virginia Tech* L, 8-9	7 Radford W, 12-2	2 Niagara W, 7-0
9 at NC State* L, 2-4	NCAA COLLEGE WORLD SERIES	16 at Virginia Tech* W, 6-4	9 Georgia Tech* W, 7-4	4 Cornell W, 12-1
11 Radford W, 8-2	COACH: Brian O'Connor	ACC Tournament (Durham, N.C.)	10 Georgia Tech* L, 7-9	4 Rider W, 12-0
12 Navy W, 11-5	February	21 vs. Clemson W, 6-5	11 Georgia Tech* W, 9-1	5 Rider W, 4-1
14 at Duke* L, 8-9	20 Bucknell W, 12-0	22 vs. North Carolina W, 11-1 (8)	11 Georgia Tech* W, 3-2	5 Cornell W, 14-2
15 at Duke* W, 10-1	21 Bucknell W, 7-0	23 vs. Duke W, 11-7	14 at VMI L, 3-12	8 Marshall W, 10-0
16 at Duke* L, 1-4	Bucknell W, 6-1	24 vs. Florida State W, 6-3	16 Virginia Tech* W, 4-2	11 at Clemson* W, 5-0
18 Stony Brook W, 3-0	22 Bucknell W, 11-1	NCAA Regional (Irvine, Calif.)	17 Virginia Tech* W, 8-2	12 at Clemson* W, 8-7
Stony Brook W, 6-4	24 William & Mary W, 11-1	29 vs. San Diego State W, 5-1	18 Virginia Tech* L, 5-8	13 at Clemson* W, 7-6
21 Boston College* W, 7-3	27 Fordham W, 6-2	30 at UC Irvine W, 5-0	20 Richmond W, 11-3	16 James Madison W, 7-3
22 Boston College* W, 5-4 (10)	28 Delaware W, 11-4	31 at UC Irvine W, 4-1	21 George Mason W, 10-3	18 Florida State* W, 4-3 (11)
23 Boston College* W, 8-6	28 Fordham W, 7-3	June	23 at Maryland* W, 5-1	19 Florida State* W, 5-4 (11)
25 VCU W, 5-3	March	NCAA Super Regional (Oxford, Miss.)	24 at Maryland* W, 11-2	20 Florida State* L, 11-12 (10)
26 George Washington L, 5-17	4 George Washington W, 17-4	5 at Ole Miss L, 3-4 (12)	27 Coastal Carolina W, 6-3	22 Towson W, 6-0
28 Virginia Tech* W, 10-1	6 at Wake Forest* W, 18-2	6 at Ole Miss W, 4-3	28 Georgetown W, 10-5	23 Towson W, 5-0
29 Virginia Tech* W, 9-2	7 at Wake Forest* W, 8-6	7 at Ole Miss W, 5-1	30 at Duke* W, 12-3	25 Maryland* W, 14-1
30 Virginia Tech* W, 2-1	8 at Wake Forest* W, 21-5	NCAA College World Series (Omaha, Neb.)	May	26 Maryland* W, 4-2
April	10 Navy W, 17-1	13 vs. LSU L, 5-9	1 at Duke* W, 11-1	26 Maryland* W, 4-2
1 Towson W, 9-8	11 VMI W, 10-3	15 vs. Cal State Fullerton W, 7-5	2 at Duke* W, 10-6	26 Maryland* W, 4-2
2 Towson L, 6-7	13 Florida State* W, 15-2	17 vs. Arkansas L, 3-4 (12)	4 VCU W, 10-5	29 George Washington W, 2-0
4 at Florida State* L, 3-10	17 Marshall W, 5-4	2010 (51-14, 23-7 ACC)	15 North Carolina* W, 3-2	April
6 at Florida State* L, 2-3 (10)	18 Canisius W, 11-3	H: 34-7 A: 15-6 N: 2-1	15 North Carolina* W, 5-1	1 at Virginia Tech* W, 18-3
8 Longwood W, 6-0	20 Miami* W, 5-2	ACC COASTAL DIVISION CHAMPIONS	16 North Carolina* W, 5-3	2 at Virginia Tech* W, 9-3
9 Liberty W, 7-3	21 Miami* L, 3-4	NCAA CHARLOTTEVILLE REGIONAL CHAMPIONS	20 at Miami* L, 4-5 (11)	3 at Virginia Tech* W, 10-2
11 at Maryland* W, 11-6	22 Miami* L, 5-7 (8)	COACH: Brian O'Connor	21 at Miami* W, 3-1	5 Radford W, 12-0
12 at Maryland* W, 5-4	24 Towson W, 13-4	February	22 at Miami* W, 7-4	8 at Georgia Tech* W, 6-2
13 at Maryland* W, 11-4	25 Towson W, 7-5	19 at East Carolina W, 6-2	ACC Tournament (Greensboro, N.C.)	9 at Georgia Tech* W, 12-9
15 Coastal Carolina L, 3-8	27 at North Carolina* L, 3-4	20 at East Carolina W, 14-11	26 vs. Boston College W, 6-4	10 at Georgia Tech* L, 8-10
18 Wake Forest* W, 4-2	28 at North Carolina* W, 5-2	24 George Washington W, 5-2	27 vs. Florida State L, 4-11	12 Georgetown W, 4-0 (5)
19 Wake Forest* L, 3-14	29 at North Carolina* L, 5-6	26 Rhode Island W, 13-0	29 vs. Miami W, 12-8	13 Coastal Carolina W, 8-7
20 Wake Forest* W, 3-2 (11)	31 vs. Radford (Salem, Va.) W, 12-2	27 Rhode Island W, 22-2	June	15 Duke* W, 10-0
22 Georgetown W, 9-1	April	28 Rhode Island W, 8-5	NCAA Regional (Charlottesville, Va.)	17 Duke* W, 3-2 (11)
23 William & Mary L, 5-6	1 Norfolk State W, 6-2	March	4 VCU W, 15-4	17 Duke* W, 18-4
25 at Miami* L, 0-1	3 Maryland* W, 7-4	5 Wright State L, 1-2	5 Ole Miss W, 13-7	19 at Radford W, 12-0
			6 St. John's L, 5-6	20 Richmond W, 12-1
				23 NC State* L, 2-6
				23 NC State* W, 3-1



2009 COLLEGE WORLD SERIES



2011 COLLEGE WORLD SERIES

YEAR-BY-YEAR RESULTS

24 NC State* W, 7-6
 29 at Boston College* W, 1-0
 30 at Boston College* L, 4-5 (11)

May

1 at Boston College* W, 4-0
 3 at VCU W, 14-3
 13 Miami* L, 2-6
 14 Miami* W, 3-2
 15 Miami* W, 5-4
 19 at North Carolina* L, 0-6
 20 at North Carolina* L, 1-2
 21 at North Carolina* L, 2-3

ACC Tournament (Durham, N.C.)

25 vs. Wake Forest W, 13-1 (7)
 27 vs. Miami W, 6-4
 28 vs. North Carolina W, 3-2
 29 vs. Florida State W, 7-2

June

NCAA Regional (Charlottesville, Va.)
 3 Navy W, 6-0
 4 St. John's W, 10-2
 5 East Carolina W, 13-1

NCAA Super Regional (Charlottesville, Va.)

11 UC Irvine W, 6-0
 12 UC Irvine L, 5-6
 13 UC Irvine W, 3-2

NCAA College World Series (Omaha, Neb.)

19 vs. California W, 6-1
 21 vs. South Carolina L, 1-7
 23 vs. California W, 8-1
 24 vs. South Carolina L, 2-3 (13)

2012 (39-19-1, 18-12 ACC)

H: 26-10 | A: 11-7 | N: 2-21

NCAA TOURNAMENT

COACH: Brian O'Connor

February

17 vs. Boston College L, 3-5
 18 at Coastal Carolina W, 9-3
 18 vs. James Madison T, 4-4 (8)
 21 William & Mary W, 6-5 (11)
 24 Monmouth W, 18-4
 25 Monmouth W, 7-1
 26 Monmouth W, 13-1
 28 Liberty L, 0-8

March

2 Wright State Cancelled
 3 Seton Hall W, 10-4
 Wright State L, 4-5
 4 Seton Hall L, 2-5
 6 at James Madison W, 14-6
 9 Virginia Tech* L, 8-10 (11)
 10 Virginia Tech* W, 4-3
 11 Virginia Tech* W, 6-5
 13 Marist W, 8-5
 14 Marist W, 10-2
 17 at Florida State* L, 3-12
 18 at Florida State* L, 3-4
 19 at Florida State* W, 5-7
 21 VMI W, 12-3

23 Clemson* W, 6-3
 24 Clemson* W, 5-1
 25 Clemson* W, 5-3
 27 Towson W, 8-0
 28 Towson W, 19-5
 30 at NC State* L, 1-5
 31 at NC State* W, 5-2

April

1 at NC State* L, 6-7
 4 James Madison W, 15-5
 7 Wake Forest* W, 9-4
 8 Wake Forest* W, 4-1
 9 Wake Forest* W, 11-2
 11 George Washington W, 16-4
 13 North Carolina* L, 1-2 (10)
 14 North Carolina* L, 2-6
 15 North Carolina* L, 3-5
 17 Richmond W, 7-5
 20 at Duke* L, 3-6
 21 at Duke* W, 12-3
 21 at Duke* W, 10-3
 24 Radford W, 3-2 (11)
 25 at VCU W, 7-5
 28 at Miami* W, 7-3
 29 at Miami* W, 7-4
 30 at Miami* W, 7-4

May

1 Mount St. Mary's Cancelled
 9 High Point W, 12-3
 11 Georgia Tech* W, 6-5
 12 Georgia Tech* W, 4-2
 13 Georgia Tech* L, 4-5 (10)
 15 VCU Cancelled
 17 at Maryland* W, 7-6
 18 at Maryland* W, 10-3
 19 at Maryland* L, 5-6

ACC Tournament (Greensboro, N.C.)

24 vs. Clemson W, 3-2
 25 vs. Georgia Tech L, 5-17 (7)
 26 vs. Florida State W, 7-0

June

NCAA Regional (Charlottesville, Va.)
 2 Army W, 9-1
 3 Appalachian St L, 5-6
 3 Oklahoma L, 4-5

2013 (50-12, 22-8 ACC)

H: 35-5 | A: 13-6 | N: 2-1

NCAA CHARLOTTESVILLE

REGIONAL CHAMPIONS

COACH: Brian O'Connor

February

15 at East Carolina W, 14-4
 16 at East Carolina W, 13-9
 18 Saint Peter's W, 9-1
 19 William & Mary W, 11-2
 22 Toledo W, 15-0
 23 Toledo W, 5-0
 24 Toledo W, 6-3
 27 George Washington W, 11-0

March

1 Harvard W, 3-0
 2 Bucknell W, 11-5
 2 Harvard W, 12-4
 3 Bucknell W, 9-1
 9 Maryland* W, 7-6
 9 Maryland* W, 5-0
 10 Maryland* L, 2-4
 13 Liberty W, 7-2
 15 at Clemson* W, 6-5 (11)
 16 at Clemson* L, 6-7
 17 at Clemson* W, 8-5
 19 Yale W, 14-3
 20 Yale W, 10-0
 23 NC State* W, 8-2
 23 NC State* W, 4-3
 25 NC State* W, 6-3
 27 Towson W, 7-1
 29 Miami* W, 15-4
 30 Miami* W, 8-1
 31 Miami* L, 3-4

April

2 at Liberty W, 2-0
 3 VMI W, 8-6
 6 at Wake Forest* W, 7-6
 7 at Wake Forest* W, 8-6
 8 at Wake Forest* W, 9-7
 10 Radford L, 8-9
 12 at Georgia Tech* L, 1-2
 13 at Georgia Tech* W, 7-2
 14 at Georgia Tech* L, 2-3 (6)
 17 Old Dominion W, 10-9 (10)
 20 Florida State* W, 9-2
 Florida State* W, 2-0
 21 Florida State* W, 5-2
 23 Richmond W, 6-2
 24 James Madison W, 16-8
 26 at Virginia Tech* W, 15-6
 27 at Virginia Tech* L, 3-5
 at Virginia Tech* L, 1-11
 30 at VCU W, 11-3

May

10 Duke* W, 6-5
 11 Duke* W, 17-8
 12 Duke* W, 14-6
 14 VCU W, 17-3
 16 at North Carolina* W, 10-4
 17 at North Carolina* L, 5-8
 18 at North Carolina* W, 8-7 (11)
ACC Tournament (Durham, N.C.)
 22 vs. Virginia Tech L, 1-10
 23 vs. Georgia Tech W, 8-2
 25 vs. Florida State W, 7-4 (12)
NCAA Regional (Charlottesville, Va.)
 31 Army W, 2-1

June

1 Elon W, 2-0
 2 Elon W, 11-3
NCAA Super Regional (Charlottesville, Va.)
 8 Mississippi State L, 6-11
 9 Mississippi State L, 5-6

2014 (53-16, 22-8 ACC)

H: 34-4 | A: 13-7 | N: 6-5

NCAA COLLEGE WORLD SERIES

RUNNERS-UP

COACH: Brian O'Connor

February

Hughes Bros. Challenge (Wilmington, N.C.)
 14 vs. Kentucky L, 3-8
 15 vs. VMI W, 12-0
 16 at UNC Wilmington W, 7-2

19 at William & Mary W, 17-2
 21 East Carolina W, 3-2
 22 East Carolina W, 4-0
 23 East Carolina W, 6-2
 25 VMI L, 2-3

March

1 Monmouth W, 6-3
 2 Monmouth W, 5-3
 Monmouth W, 6-2
 8 at Duke* W, 3-2
 at Duke* L, 2-3
 9 at Duke* W, 2-1
 11 James Madison W, 13-2
 14 Boston College* W, 8-1
 15 Boston College* W, 3-2 (12)
 Boston College* W, 2-1
 19 Towson W, 5-3
 20 Princeton W, 14-4
 22 at Miami* L, 1-7
 23 at Miami* W, 8-3 (11)
 24 at Miami* W, 5-3
 26 Longwood W, 8-1
 28 Virginia Tech* W, 2-1
 29 Virginia Tech* W, 9-2
 30 Virginia Tech* W, 7-4

April

1 Old Dominion W, 7-1
 2 George Washington W, 10-0
 4 at Pittsburgh* W, 4-0
 5 at Pittsburgh* L, 1-2
 6 at Pittsburgh* W, 3-0
 8 at James Madison W, 9-3
 11 Clemson* W, 3-2
 12 Clemson* L, 1-7
 13 Clemson* W, 10-1
 16 William & Mary W, 11-2
 18 North Carolina* W, 3-2
 19 North Carolina* W, 3-1
 20 North Carolina* L, 2-4
 22 VCU W, 5-4 (10)
 23 Richmond W, 13-0
 25 at Florida State* W, 5-3 (10)
 26 at Florida State* L, 0-7
 27 at Florida State* W, 4-3
 29 at Old Dominion L, 1-8

May

7 Liberty W, 8-2
 9 Georgia Tech* W, 4-3
 10 Georgia Tech* W, 4-3 (11)

11 Georgia Tech* W, 3-1
 13 VCU W, 12-3
 16 at Wake Forest* L, 5-6 (10)
 16 at Wake Forest* W, 7-2
 17 at Wake Forest* L, 3-4

ACC Tournament (Greensboro, N.C.)

22 vs. Maryland L, 6-7
 23 vs. North Carolina W, 3-2
 24 vs. Florida State L, 4-6

NCAA Regional (Charlottesville, Va.)

30 Bucknell W, 10-1
 31 Arkansas W, 3-0

June

1 Arkansas W, 9-2
NCAA Super Regional (Charlottesville, Va.)
 7 Maryland L, 4-5
 8 Maryland W, 7-3
 9 Maryland W, 11-2

College World Series (Omaha, Neb.)

15 vs. Ole Miss W, 2-1
 17 vs. TCU W, 3-2 (15)
 20 vs. Ole Miss W, 4-1

College World Series Final

23 vs. Vanderbilt L, 8-9
 24 vs. Vanderbilt W, 7-2
 25 vs. Vanderbilt L, 2-3

2015 (44-24, 15-15 ACC)

H: 13-10 | A: 13-8 | N: 18-6

NCAA CHAMPIONS

COACH: Brian O'Connor

February

13 at East Carolina W, 3-1
 14 at East Carolina W, 9-2
 at East Carolina W, 4-2

Charleston, S.C.

20 vs. Marist (Bishop England HS) W, 9-1
 21 vs. La Salle (Charleston So.) W, 8-3
 vs. Marist (Charleston So.) W, 7-2
 22 vs. Marist (Joseph P. Riley, Jr. Park) W, 5-4 (18)

Ripken Experience (Myrtle Beach, S.C.)

27 vs. Hartford W, 5-1
 28 vs. Seton Hall W, 4-1

March

1 vs. Cornell W, 5-4
USA Baseball National Training Complex (Cary, N.C.)
 7 vs. Pittsburgh* L, 0-1
 vs. Pittsburgh* W, 2-1
 8 vs. Pittsburgh* W, 10-3

11 Old Dominion L, 5-14
 13 at Virginia Tech* L, 1-2
 14 at Virginia Tech* L, 1-3
 15 at Virginia Tech* L, 5-6
 17 Towson W, 8-0
 20 Florida State* W, 8-4
 21 Florida State* L, 10-12
 22 Florida State* L, 1-13
 24 Georgetown L, 0-1
 25 at Liberty W, 10-7



2015 NATIONAL CHAMPIONS

YEAR-BY-YEAR RESULTS

2019 (32-24, 14-16 ACC)
H: 23-10 | A: 99 | N: 05
COACH: Brian O'Connor

February
MLB4 Collegiate Tournament
(Scottsdale, Ariz.)
 15 vs. Vanderbilt (41) L, 9-15
 16 vs. TCU (41) L, 4-9
 17 vs. Cal State Fullerton (41) L, 5-6

19 VMI W, 9-0
 22 Villanova W, 7-2
 22 Villanova W, 7-3
 24 Villanova W, 10-2
 26 William & Mary L, 3-9

March

2 Seton Hall L, 0-3
 2 Seton Hall W, 4-0
 4 Wagner W, 14-0
 6 Wagner W, 18-9
 9 Duke* W, 11-3
 10 Duke* L, 1-2
 10 Duke* L, 6-8
 13 at Liberty L, 5-14
 15 at Georgia Tech* L, 3-7
 16 at Georgia Tech* L, 3-7
 17 at Georgia Tech* L, 5-6
 20 UConn W, 6-3
 22 Pittsburgh* W, 13-3
 23 Pittsburgh* W, 7-5
 24 Pittsburgh* W, 5-2
 26 Longwood W, 13-4
 27 Richmond W, 5-1
 29 at NC State* W, 4-3
 30 at NC State* L, 0-3
 31 at NC State* L, 7-8

April

2 Old Dominion W, 4-2
 5 at Notre Dame* L, 2-5
 6 at Notre Dame* W, 12-7
 6 at Notre Dame* W, 6-5
 9 at James Madison W, 9-3
 10 Norfolk State W, 14-4
 12 Miami* L, 6-9
 13 Miami* L, 1-2
 14 Miami* L, 1-3
 16 Radford W, 6-3
 18 Florida State* L, 2-14
 19 Florida State* L, 3-5
 20 Florida State* W, 13-3
 23 Liberty W, 6-3
 24 James Madison W, 2-1
 26 at North Carolina* W, 12-5
 27 at North Carolina* L, 4-5
 28 at North Carolina* L, 4-5
 30 at VCU W, 3-2

May

10 Louisville* L, 7-15
 10 Louisville* W, 10-2
 11 Louisville* W, 12-6

14 VCU W, 8-7
 16 at Virginia Tech* W, 8-6 (11)
 17 at Virginia Tech* W, 5-3
 18 at Virginia Tech* L, 4-8
ACC Tournament (Durham, N.C.)
 22 vs. North Carolina L, 2-3 (10)
 23 vs. Miami L, 3-10

2020 (14-4, 2-1 ACC)

H: 13-2 | A: 0-0 | N: 1-2
COACH: Brian O'Connor

February

Wahoo Classic (Pensacola, Fla.)
 14 vs. Oklahoma W, 6-0
 15 vs. Oklahoma L, 2-7
 vs. Oklahoma L, 1-5

19 VMI W, 4-3
 21 Bucknell W, 6-5
 22 Bucknell W, 14-3
 Bucknell L, 10-14
 23 Bucknell W, 12-3
 25 William & Mary W, 8-5
 28 Dartmouth W, 20-1
 29 Dartmouth W, 12-4

March

1 Dartmouth W, 4-3
 3 Richmond W, 16-7
 6 NC State* W, 7-3
 7 NC State* L, 2-6
 8 NC State* W, 10-3
 10 UMass-Lowell W, 24-5
 11 UMass-Lowell W, 4-3
 *Season canceled due to COVID-19
 Pandemic

2021 (36-27, 18-18 ACC)

COACH: Brian O'Connor
H: 16-12 | A: 12-11 | N: 8-4

NCAA COLUMBIA

REGIONAL CHAMPIONS

NCAA COLLEGE WORLD SERIES

February

19 UConn W, 2-1
 20 UConn L, 9-10
 21 UConn W, 4-2
 23 VMI W, 14-5
 25 North Carolina* L, 2-3
 27 North Carolina* L, 1-2
 28 North Carolina* W, 3-2

March

2 George Washington W, 11-1
 5 at Florida State* L, 0-2
 6 at Florida State* L, 4-9
 7 at Florida State* W, 2-1
 9 Richmond W, 7-0
 12 Notre Dame* L, 5-10
 13 Notre Dame* L, 4-12
 14 Notre Dame L, 3-8
 17 Towson W, 5-0

20 Pittsburgh* L, 1-2
 21 Pittsburgh* L, 2-6
 22 Pittsburgh* W, 10-4
 24 at Liberty L, 2-10
 26 Miami* L, 6-8
 27 Miami* W, 4-0
 28 Miami* L, 2-4
 30 at George Washington W, 7-2

April

1 at Georgia Tech* L, 5-6
 2 at Georgia Tech* W, 8-2
 3 at Georgia Tech* W, 11-4
 6 William & Mary W, 7-6
 9 at Clemson* L, 1-6
 10 at Clemson* W, 8-4
 11 at Clemson* W, 6-5
 16 Louisville* W, 8-7
 17 Louisville* L, 5-9
 18 Louisville* L, 2-8
 20 at VCU L, 3-5
 23 Duke* W, 9-3
 24 Duke* W, 4-3
 25 Duke* L, 4-7
 27 Liberty W, 6-5
 30 at Virginia Tech* W, 18-1

May

1 at Virginia Tech* L, 3-6
 2 at Virginia Tech* W, 6-1
 4 VCU L, 5-7
 14 Wake Forest* W, 17-0
 15 Wake Forest* W, 6-5
 16 Wake Forest* W, 5-4
 20 at Boston College* W, 7-1
 21 at Boston College* W, 9-2
 22 at Boston College* L, 6-8

ACC Tournament (Charlotte, N.C.)

25 vs. Virginia Tech W, 3-2
 28 vs. Notre Dame W, 14-1
 29 vs. Duke L, 2-4

June

NCAA Columbia Regional
 4 at South Carolina L, 3-4
 5 vs. Jacksonville W, 13-8
 6 at South Carolina W, 3-2
 6 vs. Old Dominion W, 8-3
 8 vs. Old Dominion W, 4-3 (10)

NCAA Columbia Super Regional

12 vs. Dallas Baptist L, 5-6
 13 vs. Dallas Baptist W, 4-0
 14 vs. Dallas Baptist W, 5-2

NCAA College World Series (Omaha, Neb.)

20 vs. Tennessee W, 6-0
 22 vs. Mississippi State L, 5-6
 24 vs. Texas L, 2-6

2022 (39-19, 17-13 ACC)

H: 29-5 | A: 7-11 | N: 3-3
NCAA TOURNAMENT

February

Jerry Bryson Classic hosted by Gardner-Webb (Boiling Springs, N.C.)

18 vs. Bellarmine W, 1-0
 19 at Gardner-Webb W, 7-10
 20 vs. NJIT W, 8-3

March

22 VMI W, 14-0
 25 Cornell W, 24-9
 26 Cornell W, 17-2
 27 Cornell W, 19-1

April

1 William & Mary W, 12-0
 4 Penn State W, 10-1
 5 Penn State W, 10-4
 6 Penn State W, 13-1
 8 George Washington W, 10-2
 11 at Duke* W, 5-0
 13 at Duke* W, 13-1
 13 at Duke* L, 6-7
 15 Rider W, 14-4
 16 Rider W, 12-3
 18 Boston College* W, 7-6 (10)
 19 Boston College* W, 18-1
 20 Boston College* W, 16-8
 22 Towson W, 15-3
 25 at Wake Forest* W, 8-2
 26 at Wake Forest* W, 8-0
 27 at Wake Forest* L, 1-8
 29 Richmond W, 8-2

April

1 Georgia Tech* L, 4-6
 2 Georgia Tech* W, 13-9
 3 Georgia Tech* W, 18-9
 6 Liberty W, 7-2
 8 at Miami* L, 2-6
 9 at Miami* L, 4-5
 10 at Miami* L, 5-15
 12 ODU L, 2-9
 15 at Pittsburgh* L, 4-9
 16 at Pittsburgh* W, 18-0
 17 at Pittsburgh* L, 1-4
 19 at VCU L, 7-9 (10)
 20 Georgetown W, 6-4
 22 North Carolina* W, 4-2
 23 North Carolina* W, 11-7 (10)
 24 North Carolina* W, 10-3
 27 George Mason W, 17-7
 29 Virginia Tech* L, 2-5
 30 Virginia Tech* W, 6-3

May

1 Virginia Tech* L, 5-7
 4 VCU W, 12-6
 11 Longwood W, 8-3
 13-14 Clemson* W, 11-6
 15 Clemson* L, 2-8
 15 Clemson* W, 6-3

19 at #10 Louisville* L, 1-4
 20 at #10 Louisville* W, 16-7
 21 at #10 Louisville* L, 3-11

ACC Tournament (Charlotte, N.C.)

25 vs. Florida State L, 3-13 (8)
 27 vs. #16 Notre Dame L, 0-3

June

NCAA Greenville Regional

3 vs. Coastal Carolina W, 7-2
 4 at East Carolina L, 2-4
 5 vs. Coastal Carolina L, 6-7



2021 COLLEGE WORLD SERIES

YEAR-BY-YEAR RESULTS

2023 (50-15, 19-11 ACC)
H: 37-5 | **A:** 11-7 | **N:** 2-3
COACH: Brian O'Connor
ACC COASTAL DIVISION CHAMPIONS
NCAA CHARLOTTESVILLE REGIONAL CHAMPIONS
NCAA COLLEGE WORLD SERIES

February
Hughes Bros. Challenge (Hosted by UNCW)
 17 Navy W, 24-5 (7)
 18 vs. Ohio W, 8-4
 19 at UNCW W, 7-0

21 Longwood W, 26-2
 24 Columbia-1 W, 4-1
 Columbia-2 W, 11-3
 26 Columbia W, 9-1
 28 VMI W, 3-0

March
 4 Rhode Island W, 12-6
 4 Rhode Island W, 13-0
 5 Rhode Island W, 16-6
 7 William & Mary W, 7-3
 10 at #14 North Carolina* W, 7-3
 11 at #14 North Carolina* W, 8-4
 12 at #14 North Carolina* L, 0-6
 14 George Washington W, 20-5
 16 at #23 NC State* W, 2-1
 17 at #23 NC State* W, 7-0
 18 at #23 NC State* L, 4-5
 21 High Point W, 8-3
 22 Georgetown W, 6-4
 24 Florida State* W, 3-2 (10)
 25 Florida State* W, 12-4
 26 Florida State* W, 15-4
 28 Old Dominion W, 8-1
 31 at Virginia Tech* W, 9-5

April
 1 at Virginia Tech* L, 10-12
 2 at Virginia Tech* L, 7-12
 4 at Liberty W, 4-1
 7 #20 Miami* W, 14-2
 8 #20 Miami* W, 6-5
 9 #20 Miami* W, 6-3
 11 Richmond W, 18-0
 12 Mt. St. Mary's W, 16-4
 14 Pitt* L, 5-7
 15 Pitt* L, 4-6
 16 Pitt* W, 8-5
 18 at VCU W, 19-6
 21 at Notre Dame* L, 7-10
 23 at Notre Dame* L, 2-10
 23 at Notre Dame* L, 5-6
 25 Liberty W, 7-4
 26 Towson W, 13-4
 28 #20 Duke* L, 5-17
 29 #20 Duke* W, 10-2
 30 #20 Duke* L, 3-7

May
 2 VCU W, 11-6

3 JMU W, 9-8
 10 Radford W, 8-0
 12 Louisville* W, 15-5
 13 Louisville* W, 4-1
 14 Louisville* W, 8-3
 18 at Georgia Tech* W, 12-5
 19 at Georgia Tech* W, 10-6
 20 at Georgia Tech* W, 8-7

ACC Tournament (Durham, N.C.)
 24 vs. Georgia Tech W, 15-1 (7)
 25 vs. North Carolina L, 2-10

June
NCAA Charlottesville Regional
 2 Army W, 15-1
 3 ECU W, 2-1
 4 ECU W, 8-3

NCAA Charlottesville Super Regional
 8 Duke L, 4-5
 9 Duke W, 14-4
 10 Duke W, 12-2
NCAA College World Series (Omaha, Neb.)
 16 vs. Florida L, 5-6
 18 vs. TCU L, 3-4

KEY

- 1 - Norfolk, Va.
- 2 - Washington, D.C.
- 3 - Annapolis, Md.
- 4 - Greensboro, N.C.
- 5 - Richmond, Va.
- 6 - Gastonia, N.C.
- 7 - Front Royal, Va.
- 8 - Statesboro, Ga.
- 9 - East Carolina University
- 10 - Chapel Hill, N.C.
- 11 - Rollins College, Orlando, Fla.
- 12 - Madison, Va.
- 13 - Durham, N.C.
- 14 - Greenville, S.C.
- 15 - Clemson, S.C.
- 16 - Auburn, Ala.
- 17 - Jacksonville, Fla.
- 18 - Lynchburg, Va.
- 19 - Pulaski, Va.
- 20 - Florida A&M, Tallahassee, Fla.
- 21 - Prince William, Va.
- 22 - Salem, Va.
- 23 - Tuscaloosa, Ala.
- 24 - Fort Mill, S.C.
- 25 - St. Petersburg, Fla.
- 26 - Corvallis, Ore.
- 27 - Atlanta, Ga.
- 28 - Coral Gables, Fla.
- 29 - Fullerton, Calif.
- 30 - Irvine, Calif.
- 31 - Oxford, Miss.
- 32 - Omaha, Neb.
- 33 - Wilmington, N.C.
- 34 - Charleston, S.C.
- 35 - Myrtle Beach, S.C.
- 36 - Cary, N.C.
- 37 - Lake Elsinore, Calif.
- 38 - Louisville, Ky.
- 39 - Fort Worth, Texas
- 40 - Orlando, Florida
- 41 - Scottsdale, Ariz.
- 42 - Pensacola, Fla.
- 43 - Charlotte, N.C.
- 44 - Columbia, S.C.
- 45 - Boiling Springs, N.C.

* ACC Game
 # ACC Tournament
 + NCAA Regional
 ^ NCAA Super Regional
 ! College World Series

GAME-BY-GAME SERIES HISTORY VS ACC, 2024 OPPONENTS

AUBURN (4-9)
H: 0-0 | A: 3-7 | N: 0-1
UNKNOWN: 1-1
UNDER BOC: 1-0

1920	W	1-0
1920	L	0-4
3/11/1985	A W	9-8
3/12/1985	A L	5-8
3/13/1985	A L	11-12
3/10/1987	A L	2-4
3/11/1987	A L	4-7
3/16/1988	A W	13-8
1/30/1989	N ¹ L	2-11
2/14/2003	A L	13-14
2/15/2003	A L	3-5
2/16/2003	A L	5-7
2/19/2011	A W	13-2

¹Orlando, Fla.

BOSTON COLLEGE (26-7)
H: 17-1 | A: 9-5 | N: 0-1
UNDER BOC: 26-7

4/14/2006	H W	8-3
4/15/2006	H W	5-4
4/16/2006	H W	5-0
5/17/2007	A W	5-4 (10)
5/18/2007	A W	11-3
3/21/2008	H W	7-3
3/22/2008	H W	5-4 (10)
3/23/2008	H W	8-6
4/17/2009	A W	8-3
4/18/2009	A L	6-9
4/19/2009	A W	2-0
3/19/2010	H W	7-1
3/20/2010	H W	4-3
3/21/2010	H W	11-1
4/29/2011	A W	17-0
4/30/2011	A L	4-5 (11)
5/1/2011	A W	4-0
2/17/2012 (41)	L	3-5
3/14/2014	H W	8-3
3/15/2014	H W	3-2 (12)
3/15/2014	H W	2-1
4/8/2016	A W	3-0
4/9/2016	A L	2-3
4/10/2016	A L	4-5 (13)
3/16/2018	H L	2-6
3/17/2018	H W	7-3
3/18/2018	H W	10-9 (10)
5/20/2021	A W	7-1
5/21/2021	A W	9-2
5/22/2021	A L	6-8
3/18/2022	H W	7-6 (10)
3/19/2022	H W	18-1
3/20/2022	H W	16-8

CLEMSON (60-110)
H: 34-45 | A: 19-56 | N: 7-9
UNDER BOC: 31-14

4/7/1955	A L	2-3
4/8/1955	A L	9-11
3/30/1956	H W	7-3
3/31/1956	H W	9-6
3/29/1957	A W	6-2
5/11/1957	H W	8-3
4/4/1958	A L	1-10
4/14/1958	H L	4-10
3/27/1959	A L	1-13
4/15/1959	H W	4-3
4/8/1960	A L	5-15
4/19/1960	H L	2-6
4/1/1961	A L	9-23
4/22/1961	H L	6-10
4/16/1962	H L	2-11 (7)
4/16/1962	H W	7-5
4/12/1963	H W	5-4
4/13/1963	H L	4-9
3/27/1964	A L	1-9
3/28/1964	A W	11-9
4/19/1965	H L	2-5
4/20/1965	H W	1-0
4/11/1966	A L	4-8
4/12/1966	A L	3-18
5/10/1967	H W	7-2
5/11/1967	H W	2-0
3/29/1968	A L	4-6
4/11/1969	A L	5-12
4/11/1969	A L	3-9

5/16/1969	H W	2-0
4/19/1970	H L	3-5 (7)
4/19/1970	H W	3-1 (7)
5/8/1970	A L	2-6
5/6/1971	A W	16-5
5/7/1971	A L	2-7
5/6/1972	H W	4-3
5/6/1972	H W	5-2
5/7/1972	H W	5-2
4/6/1973	A W	6-4
4/15/1973	H L	3-11
4/20-22/73*	H L	1-3
4/19/1974	A L	2-3 (16)
4/19/1974	A W	4-1
4/26/1974#	H W	3-2
4/28/1974#	H L	6-9
4/4/1975	A L	2-4
4/18/1975	H L	3-6
4/16/1976	A L	0-9
4/17/1976	A L	0-9
4/16/1977	H L	3-8
4/17/1977	H L	4-26
3/16/1978	A L	4-14
3/17/1978	A L	3-4
4/25/1979	H L	4-10
4/17/1980	A L	1-3
4/18/1980	A L	5-6
4/18/1981	H L	7-11
4/19/1981	H L	5-11
4/17/1982	A L	1-9
4/18/1982	A L	6-17
4/22/1982	A W	6-4
4/14/1983	H L	1-8
4/20/1983#	(10) L	5-12
3/15/1984	A L	2-6
3/16/1984	A L	2-7
4/19/1984#	(13) L	6-7
3/28/1985	H W	19-1
4/20/1985#	(27) L	8-10
3/12/1986	A L	4-15
3/13/1987	A L	4-6
3/14/1987	A L	2-9
4/13/1987	H L	4-11
3/12/1988	A L	6-9
5/2/1988	H L	3-8
5/3/1988	H L	0-6
3/11/1989	A L	4-10
3/12/1989	A L	2-8
4/14/1989	H L	0-8
4/20/1990	H L	6-12
4/21/1990	H L	3-19
4/22/1990	H L	0-8
5/13/1990#	(14) L	3-7
3/15/1991	A L	2-5
3/16/1991	A L	1-15
3/17/1991	A L	8-12
5/14/1991#	(14) L	4-7 (11)
3/20/1992	H L	6-8
3/21/1992	H L	3-5
3/22/1992	H L	2-8
5/9/1992#	(14) L	2-3 (10)
3/12/1993	A L	1-15
4/1/1994	H L	2-3
4/2/1994	H L	6-11
4/3/1994	H L	4-11
4/7/1995	A L	4-5
4/8/1995	A L	0-9
4/9/1995	A L	2-5
3/29/1996	H L	1-8
3/30/1996	H W	2-3
3/31/1996	H L	3-9
5/17/1996#	(13) W	4-2
3/14/1997	A L	2-3
3/15/1997	A L	1-6
3/16/1997	A L	3-7
4/3/1998	H L	7-9
4/4/1998	H W	7-6
4/5/1998	H L	6-15
5/1/1999	A W	9-3
5/1/1999	A L	4-5 (11)
5/2/1999	A L	5-12
5/13/2000	H L	7-9
5/13/2000	H W	11-0
5/14/2000	H L	9-20
5/17/2000#	(24) L	5-9
5/20/2000#	(24) L	5-12
5/12/2001	A L	1-8
5/12/2001	A L	1-17

5/13/2001	A L	4-5
5/16/2001#	(24) W	7-3
5/11/2002	H L	4-15
5/12/2002	H L	2-15
5/13/2002	H L	3-5
4/4/2003	A L	4-9
4/5/2003	A W	4-1
4/6/2003	A L	2-9
4/9/2004	H W	5-1
4/10/2004	H W	4-3
4/10/2004	H W	3-1
4/15/2005	A L	4-13
4/16/2005	A L	2-3
4/17/2005	A W	9-2
5/25/2005#	(17) W	8-1
5/28/2005#	(17) W	5-4
3/17/2006	H W	2-1
3/18/2006	H W	10-2
3/19/2006	H W	7-4
4/20/2007	A W	5-3
4/21/2007	A W	3-0
4/22/2007	A L	1-2
5/21/2009	(13) W	6-5
3/26/2010	H W	4-3
3/27/2010	H L	5-8
3/27/2010	H W	3-1
3/11/2011	A W	5-0
3/12/2011	A W	8-7
3/13/2011	A W	7-6
3/23/2012	H W	6-3
3/24/2012	H W	5-1
3/25/2012	H W	5-3
5/24/2012	(4) W	3-2
3/15/2013	A W	6-5 (11)
3/16/2013	A L	6-7
3/17/2013	A W	8-5
4/11/2014	H W	3-2
4/12/2014	H L	1-7
4/13/2014	H W	1-0
5/26/2016#	(13) L	4-5
3/17/2017	A W	2-0
3/18/2017	A L	6-7
3/19/2017	A L	1-12
5/26/2017#	(13) W	10-2
4/27/2018	H L	2-3
4/28/2018	H L	4-5
4/29/2018	H L	8-9
4/9/2021	A L	1-6
4/10/2021	A W	8-4
4/11/2021	A W	6-5
5/13/2022	H W	11-6
5/15/2022	H L	2-8
5/16/2022	H W	6-3

DUKE (109-68-1)
H: 57-14 | A: 40-26 | N: 1-7
UNKNOWN: 11-21-1
UNDER BOC: 42-22

1926	W	8-2
1928	L	0-11
1929	L	2-12
1930	L	8-15
1947	W	3-2
5/7/1955	L	12-16
4/14/1956	L	2-8
5/8/1956	L	0-10
4/20/1957	L	1-2
5/4/1957	L	1-8
4/8/1958	L	4-5
4/24/1959	W	8-3
5/16/1959	L	6-14
4/15/1960	T	7-7
5/10/1960	L	1-5 (8)
5/10/1960	L	0-6 (7)
4/15/1961	L	2-9
5/19/1961	L	1-5
4/28/1962	L	2-9
5/10/1962	W	11-9
4/20/1963	L	5-7
5/11/1963	L	6-8
4/18/1964	W	5-0
5/8/1964	W	2-1
4/9/1965	W	3-1
4/30/1965	W	8-3
4/16/1966	L	1-3 (11)
4/29/1966	L	0-4
4/8/1967	W	6-4
4/21/1967	W	10-3

4/12/1968	L	1-6 (7)
4/12/1968	L	3-6 (7)
5/3/1968	W	6-2
4/17/1969	A W	8-1
4/17/1969	A L	0-1
5/2/1969	H W	6-1
4/10/1970	A L	5-8
5/2/1970	H W	6-1 (7)
5/2/1970	H W	5-1 (7)
4/9/1971	A W	3-0
5/2/1971	A W	3-0
4/15/1972	H L	2-4
4/30/1972	A W	4-3
4/14/1973	H W	8-0
4/14/1973	H W	6-3
4/7/1974	H W	12-1
4/20/1974	A W	2-1
4/6/1975	A W	7-3
4/19/1975	H W	13-9
4/4/1976	H W	4-3 (11)
4/5/1976	H W	6-3
4/7/1978	H W	6-5
4/9/1978	A L	5-6
3/31/1979	A L	8-9
3/31/1979	A W	5-2
4/6/1980	H W	7-5
3/22/1981	A L	5-6
4/11/1981	H W	9-5
4/21/1981	(10) L	3-4
3/31/1984	H W	5-3
4/7/1984	A W	5-3
4/6/1985	A W	19-8
4/14/1985	H W	8-2
4/12/1986	H W	11-8
4/19/1986	A W	5-2
5/14/1987#	(15) L	0-5
4/2/1988	H W	9-5 (7)
4/2/1988	H W	2-1 (8)
4/24/1988	A W	21-15
5/12/1988#	(14) W	7-1
3/25/1989	A W	7-0
3/25/1989	A W	4-3
4/23/1989	H W	7-4
4/1/1990	A L	4-7
4/1/1990	A W	9-8
3/30/1991	H W	5-4
3/31/1991	H W	5-4 (7)
3/31/1991	H W	10-7 (7)
3/27/1992	A W	4-2 (10)
3/28/1992	A L	3-8
3/29/1992	A L	1-3
5/10/1992#	(14) L	9-12
4/29/1993	H W	1-0
4/30/1993	H L	3-4
5/1/1993	H W	5-1
4/22/1994	A L	1-6
4/23/1994	A L	8-10
3/24/1994	A L	12-13
4/27/1995	H W	8-7
4/28/1995	H W	5-1
4/29/1995	H W	4-3
4/5/1996	A W	3-2
4/6/1996	A L	3-5
4/7/1996	A L	0-3 (7)
4/25/1997	H L	1-4
4/26/1997	H W	3-0
5/15/1997#	(25) L	3-16
3/13/1998	A L	4-7
3/14/1998	A L	10-13
3/15/1998	A L	6-9
3/19/1999	H W	15-5
3/20/1999	H W	15-3
4/7/2000	A W	10-4
4/8/2000	A W	12-3
4/9/2000	A L	1-10
3/16/2001	H W	4-3
3/17/2001	H L	11-12
3/18/2001	H W	14-5
3/22/2002	A W	6-4 (10)
3/23/2002	A W	8-3
3/24/2002	A W	9-5
3/21/2003	H W	13-1
3/22/2003	H W	9-2
3/23/2003	H W	6-0
4/2/2004	A W	8-1
4/3/2004	A W	6-5
4/4/2004	A W	3-1
5/26/2004#	(22) L	4-6

5/19/2005	H W	7-1
5/20/2005	H W	7-2
5/21/2005	H W	10-4
4/7/2006	A L	3-4
4/8/2006	A W	7-3
4/9/2006	A W	6-4
4/6/2007	H W	4-0
4/7/2007	H L	9-13
4/8/2007	H W	8-1
3/14/2008	A L	8-9
3/15/2008	A W	10-1
3/16/2008	A L	1-4
5/8/2009	H L	4-11
5/9/2009	H W	10-9
5/10/2009	H W	12-1
5/23/2009	A W	1

GAME-BY-GAME SERIES HISTORY VS ACC, 2024 OPPONENTS

5/9/1998	H	L	2-11
5/10/1998	H	L	6-9
5/13/1998#	(13)	L	1-4
3/12/1999	A	L	3-10
3/13/1999	A	L	1-2
3/14/1999	A	L	3-11
4/1/2000	H	L	6-9
4/2/2000	H	W	2-1
4/2/2000	H	L	4-10
3/10/2001	A	L	2-9
3/10/2001	A	L	1-16
3/11/2001	A	L	1-2
3/15/2002	H	W	11-10
3/16/2002	H	L	3-8
3/16/2002	H	L	4-14
3/14/2003	A	L	1-9
3/15/2003	A	L	0-4
3/16/2003	A	L	4-5 (12)
5/24/2003#	(22)	L	0-2
5/7/2004	H	L	0-8
5/8/2004	H	W	15-2
5/9/2004	H	L	1-4
4/29/2005	A	L	1-8
5/1/2005	A	W	6-2
5/1/2005	A	L	2-7
5/24/2006#	(17)	W	6-2
5/26/2006#	(17)	L	0-11 (7)
4/4/2008	A	L	3-10
4/6/2008	A	L	2-3 (10)
4/6/2008	A	L	2-3 (10)
5/23/2008#	(17)	W	5-3
3/13/2009	H	W	15-2
5/24/2009#	(13)	W	6-3
3/12/2010	A	W	5-0
3/13/2010	A	W	9-8
3/14/2010	A	L	8-9
3/27/2010#	(4)	L	4-11
3/18/2011	H	W	4-3 (11)
3/19/2011	H	W	5-4 (11)
3/20/2011	H	L	11-12 (10)
5/29/2011	(13)	W	7-2
3/17/2012	A	L	3-12
3/18/2012	A	L	3-4
3/19/2012	A	L	5-7
5/26/2012	(4)	W	7-0
4/20/2013	H	W	9-2
4/20/2013	H	W	2-0
4/21/2013	H	W	5-2
5/25/2013	(13)	W	7-4 (12)
4/25/2014	A	W	5-3
4/26/2014	A	L	0-7
4/27/2014	A	W	4-3
5/24/2014 #	(4)	L	4-6
3/20/2015	H	W	8-4
3/21/2015	H	L	10-12
3/22/2015	H	L	1-13
4/28/2017	A	L	4-6
4/29/2017	A	W	8-0
4/30/2017	A	W	7-5
5/22/2018 #	(13)	L	2-3 (11)
4/18/2019	H	L	2-14
4/20/2019	H	L	3-5
4/20/2019	H	W	13-3
3/5/2021	A	L	0-2
3/6/2021	A	L	4-9
3/7/2021	A	W	2-1
5/25/2022#	(48)	L	3-13 (8)
3/24/2023	H	W	9-5 (10)
3/25/2023	H	W	12-4
3/26/2023	H	W	15-4

GEORGE MASON (27-12)
H: 16-4 | A: 8-7 | N: 3-1 |
UNDER BOC: 6-0

4/4/1978	H	W	13-8
4/3/1980	H	W	2-1
3/24/1982	H	W	13-4
3/4/1984	H	W	12-1
3/30/1984	(7)	W	3-1
4/4/1985	A	L	4-5 (10)
5/1/1985	A	W	9-5
3/5/1986	H	W	4-1
4/25/1986	(7)	L	8-10
4/28/1987	(7)	W	10-9
3/23/1988	A	L	3-4
4/27/1989	A	L	3-8
4/10/1990	A	L	1-3
4/26/1990	H	W	5-3

3/21/1991	H	W	14-7 (8)
4/23/1991	A	W	4-1
3/3/1992	A	W	7-3
4/27/1992	H	W	5-2
3/25/1993	H	W	13-4
4/12/1994	A	W	6-5
5/13/1995	H	W	11-3
5/13/1995	H	L	4-7 (7)
4/3/1996	A	W	10-1
4/1/1997	H	W	11-8
4/7/1998	A	L	8-9
3/24/1999	H	L	3-6
5/4/1999	A	L	9-15
2/22/2000	H	L	4-6
3/2/2000	A	W	4-3
3/19/2001	H	W	13-9
4/25/2001	A	L	5-10
4/22/2002	A	W	14-5
4/22/2003	H	L	3-4
3/24/2004	A	W	9-5
6/5/2004#	H	W	7-2
2/24/2006	(36)	W	9-7
3/27/2007	H	W	17-6
4/21/2010	H	W	10-3
4/27/2022	H	W	17-7

GEORGE WASHINGTON (29-12)
H: 19-3 | A: 4-1 | N: 0-1 |
UNKNOWN: 6-7
UNDER BOC: 18-1

4/19/1905	H	W	22-1
5/9/1906	H	L	2-3
4/16/1907	H	W	8-1
1941	L	L	2-8
1942	L	5-6	
1947	W	16-6	
1947	W	9-7	
4/17/1948	A	L	5-6
1950	W	8-1	
1950	L	0-2	
1951	W	23-7	
1952	L	7-14	
1952	L	5-12	
4/14/1953	L	7-8	
4/4/1953	W	5-1	
4/23/1954	W	10-7	
5/5/1954	L	1-5	
3/29/1969	A	W	16-14
3/23/1984	H	W	16-15
3/27/1986	H	L	10-11
2/28/1988	(9)	L	6-12 (7)
4/30/1996	A	W	3-0
5/28/2006	H	W	11-5
2/17/2007	H	W	11-0
2/18/2007	H	W	11-1
2/19/2007	H	W	15-2
3/26/2008	H	L	5-17
3/4/2009	H	W	17-4
2/24/2010	H	W	5-2
3/29/2011	H	W	2-0
4/11/2012	H	W	16-4
2/27/2013	H	W	11-0
4/2/2014	H	W	10-0
4/6/2016	H	W	15-3
3/7/2017	A	W	7-1
4/5/2017	H	W	11-1
4/17/2018	H	W	3-2 (12)
3/2/2021	H	W	11-1
3/30/2021	A	W	7-2
3/8/2022	H	W	10-2
3/14/2023	H	W	20-5

GEORGIA TECH (65-77-2)
H: 33-28 | A: 26-42-2 | N: 6-7
UNDER BOC: 39-22-1

4/28/1924	H	W	8-4
4/29/1924	H	L	1-3
5/6/1924	A	W	7-4
4/30/1926	H	W	7-6
4/2/1926	H	L	6-7
4/2/1973	A	W	6-4
4/3/1973	A	T	11-11
3/4/1974	A	W	14-6
3/5/1974	A	L	2-4
3/7/1974	A	L	3-8
3/6/1976	A	W	9-7
3/7/1976	A	L	2-3
4/19/1980	A	W	5-4
4/20/1980	A	W	10-8

4/16/1981	H	W	11-1
4/17/1981	H	W	10-8
4/22/1981 #	(10)	L	2-5
4/16/1982	A	L	4-6 (7)
4/16/1982	A	L	2-12 (7)
3/22/1983	H	L	8-19
3/23/1983	H	W	15-2
4/21/1983 #	(10)	W	8-1
3/9/1984	A	L	2-7
3/10/1984	A	W	13-1
3/30/1985	H	L	4-8
3/31/1985	H	W	9-4
3/8/1986	A	L	7-9
3/9/1986	A	L	4-18
3/12/1987	A	L	2-18
3/28/1987	H	W	3-2
3/29/1987	H	W	19-3
3/19/1988	A	L	10-11 (10)
3/20/1988	A	W	12-9
3/27/1988	H	L	2-13
5/14/1988 #	(14)	L	4-5
3/10/1989	A	L	0-18
4/16/1989	H	L	2-3
4/16/1989	H	L	2-6
5/13/1989 #	(14)	L	0-3
3/9/1990	A	L	6-17
3/10/1990	A	L	4-9
3/11/1990	A	L	6-13
3/25/1991	H	W	6-5
3/26/1991	H	L	1-11
3/27/1991	H	L	0-13
5/13/1991 #	(14)	L	3-9
3/13/1992	A	L	3-4 (7)
3/13/1992	A	L	4-10 (7)
4/14/1992	A	L	4-5 (10)
3/26/1993	H	L	3-6 (10)
3/28/1993	H	W	3-2 (7)
3/28/1993	H	L	5-7 (7)
3/11/1994	A	L	1-4
3/14/1994	A	L	2-6
3/13/1994	A	L	6-7
4/21/1995	H	W	2-1
4/22/1995	H	L	13-18
4/23/1995	H	W	4-1
5/18/1995 #	(14)	L	2-3
3/16/1996	A	L	6-7
3/16/1996	A	L	4-5
3/17/1996	A	L	5-13
5/18/1996 #	(13)	W	8-4
4/13/1997	H	L	2-8
4/13/1997	H	L	2-4 (7)
4/13/1997	H	W	10-8 (7)
3/6/1998	A	L	3-5
3/7/1998	A	L	4-27
4/2/1999	H	W	7-6 (14)
4/3/1999	H	L	6-7
4/4/1999	H	W	6-5
4/14/2000	A	L	4-8
4/15/2000	A	L	1-5
4/16/2000	A	L	6-12
3/30/2001	H	W	3-1
3/31/2001	H	L	3-10
4/1/2001	H	L	9-13
4/26/2002	A	W	5-1
4/27/2002	A	L	2-3 (12)
4/28/2002	A	L	3-9
5/9/2003	H	L	0-7
5/10/2003	H	L	2-5
5/11/2003	H	L	0-1
3/12/2004	A	W	4-3
3/13/2004	A	W	2-1
3/14/2004	A	W	8-5 (10)
4/22/2005	H	W	4-2
4/23/2005	H	W	9-2
4/24/2005	H	W	2-1
5/29/2005 #	(17)	L	3-4
3/10/2006	A	L	2-8
3/11/2006	A	L	6-7
3/12/2006	A	W	6-3
4/13/2007	H	L	1-2 (11)
4/14/2007	H	W	7-6
5/24/2007 #	(17)	W	4-1
5/15/2008	H	W	4-2
5/16/2008	H	L	8-14
5/17/2008	H	L	7-9
4/11/2009	A	L	6-7
4/11/2009	A	W	11-10
4/12/2009	A	T	4-4

4/9/2010	H	W	7-4
4/10/2010	H	L	7-9
4/11/2010	H	W	9-1
4/8/2011	A	W	6-2
4/9/2011	A	W	12-9
4/10/2011	A	L	8-10
5/11/2012	H	W	6-5
5/12/2012	H	W	4-2
5/13/2012	H	L	4-5 (10)
5/25/2012 #	(4)	L	17-5 (7)
4/12/2013	A	L	1-2
4/13/2013	A	W	7-2
4/14/2013	A	L	2-3 (6)
5/23/2013#	(13)	W	8-2
5/9/2014	H	W	4-3
5/10/2014	H	W	4-3 (11)
5/11/2014	H	W	3-1
4/10/2015	A	W	14-4
4/11/2015	A	L	4-11
4/12/2015	A	L	3-4
5/19/2015#	(4)	W	11-0 (7)
5/13/2016	H	W	6-3
5/14/2016	H	W	9-4
5/15/2016	H	L	4-5
5/18/2017	A	L	7-14
5/19/2017	A	W	16-3
5/20/2017	A	W	10-9
5/11/2018	H	W	8-6
5/12/2018	H	L	1-5
5/14/2018	H	W	8-4
3/15/2019	A	W	9-8
3/16/2019	A	L	3-7
3/17/2019	A	L	5-6
4/1/2021	A	L	5-6
4/2/2021	A	W	8-2
4/3/2021	A	W	11-4
4/1/2022	H	L	4-6
4/2/2022	H	W	13-9
4/3/2022	H	W	18-9
5/18/2023	A	W	12-5
5/19/2023	A	W	10-6
5/20/2023	A	W	8-7
5/24/2023	N	W	15-1 (7)

GEORGETOWN (21-17)
H: 8-3 | A: 0-3 | N: 0-1 |
UNKNOWN: 13-10
UNDER BOC: 6-1

1894	W	3-2	
1895	W	5-3	
1895	L	2-16	
1896	L	11-31	
1896	L	0-7	
1898	W	13-6	
1898	W	9-5	
1898	L	7-10	
1899	L	6-8	
1899	L	5-6	
1901	L	0-13	
1901	L	6-9	
4/13/1907	W	9-0	
5/4/1907	(2)	L	0-1
4/11/1908	H	L	2-3
4/27			

GAME-BY-GAME SERIES HISTORY VS ACC, 2024 OPPONENTS

LOUISVILLE (12-13)
H: 7-8 | A: 4-5 | N: 1-0
UNDER BOC: 12-13

4/4/2015	H	L	1-8
4/5/2015	H	L	4-11
4/6/2015	H	L	0-4
3/25/2016	A	W	6-3
3/26/2016	A	L	4-11
3/27/2016	A	L	0-15
5/28/2016#	(13)	W	7-2
3/31/2017	H	L	2-5
4/1/2017	H	W	11-2
4/2/2017	H	L	3-4
4/20/2018	A	L	4-5
4/21/2018	A	W	5-4
4/22/2018	A	W	2-1
5/10/2019	H	L	7-15
5/10/2019	H	W	10-2
5/11/2019	H	W	12-6
4/16/2021	H	W	8-7(10)
4/17/2021	H	L	5-9
4/18/2021	H	L	2-8
5/19/2022	A	L	1-4
5/20/2022	A	W	16-7
5/21/2022	A	L	3-11
5/12/2023	H	W	15-5
5/13/2023	H	W	4-1
5/14/2023	H	W	8-3

MIAMI (FLA.) (32-37)
H: 17-16 | A: 13-17 | N: 2-4
UNDER BOC: 30-32

5/25/1985 +	(28)	L	6-11
3/27/2001	A	W	5-0
3/28/2001	A	L	1-5
3/29/2001	A	L	6-12
4/11/2003	H	L	1-6
4/12/2003	H	L	4-10
4/13/2003	H	W	17-2 (7)
4/23/2004	A	L	0-8
4/24/2004	A	L	3-22
4/25/2004	A	W	4-3
5/13/2005	H	L	6-7
5/14/2005	H	L	0-1
5/15/2005	H	W	4-3
4/21/2006	A	W	8-2
4/22/2006	A	W	15-7
4/23/2006	A	L	8-9 (10)
3/23/2007	H	W	4-1
3/24/2007	H	W	3-0
3/25/2007	H	L	2-4
3/25/2008	A	L	0-1
3/26/2008	A	L	3-4 (10)
3/27/2008	A	L	0-10
5/25/2008 #	(17)	L	4-8
3/20/2009	H	W	9-4
3/21/2009	H	L	3-4
3/22/2009	H	L	5-7 (8)
5/20/2010	A	L	4-5 (11)
5/21/2010	A	W	3-1
5/22/2010	A	W	7-4
5/29/2010 #	(4)	W	12-8
5/13/2011	H	L	2-6
5/14/2011	H	W	3-2
5/15/2011	H	W	5-4
5/27/2011 #	(13)	W	6-4
4/28/2012	A	W	7-3
4/29/2012	A	W	7-4
4/30/2012	A	W	7-4
3/29/2013	H	W	15-4
3/30/2013	H	W	8-1
3/31/2013	H	L	3-4
3/22/2014	A	L	1-7
3/23/2014	A	W	8-3 (11)
3/24/2014	A	W	5-3
4/17/2015	H	W	5-4
4/18/2015	H	W	5-2
4/19/2015	H	L	6-8
5/20/2015 #	(4)	L	5-9
4/22/2016	A	W	6-5
4/23/2016	A	L	2-9
4/24/2016	A	W	7-3
5/13/2017	H	L	1-5
5/13/2017	H	W	13-6
5/14/2017	H	W	7-4
3/23/2018	A	L	2-3 (11)
3/24/2018	A	L	0-1
3/25/2018	A	L	1-8

4/13/2019	H	L	6-9
4/13/2019	H	L	1-2
4/14/2019	H	L	1-3
5/23/2019	(13)	L	3-10
3/26/2021	H	L	6-8
3/27/2021	H	W	4-0
3/28/2021	H	L	2-4
4/8/2022	A	L	2-6
4/9/2022	A	L	4-5
4/10/2022	A	L	5-15
4/7/2023	H	W	14-2
4/8/2023	H	W	6-5
4/9/2023	H	W	6-3

NAVY (15-10)
H: 4-0 | A: 1-1 | N: 1-0
UNKNOWN: 9-9
UNDER BOC: 4-0

1889		W	11-2
4/16/1904	A	L	3-4
4/8/1905	A	W	7-3
1913		L	4-10
1925		L	5-9
1928		L	6-7
1930		L	2-5
1932		W	16-2
1933		W	3-1
1934		W	2-0
1935		W	1-0
1936		L	1-2
1937		W	7-0
1938		W	5-4
1939		W	6-5
1940		W	12-2
1941		L	0-9
1942		L	7-15
06/12/1943			Rain
1946		L	0-6
1947		L	2-9
03/05/2003	H	W	12-1
03/12/2008	H	W	11-5
03/10/2009	H	W	17-1
06/03/2011	N	W	6-0
02/17/2023	H	W	24-5 (7)

NC STATE (79-122-1)
H: 33-34-1 | A: 22-50 | N: 9-13
UNKNOWN: 15-25
UNDER BOC: 23-28

1903		W	4-0
4/21/1904	A	W	11-3
4/25/1906		W	12-0
5/5/1906	A	L	4-5
1925		L	6-8
1925		L	2-3
1928		W	3-2
1928		L	4-6
1929		W	7-2
1930		L	3-4
1930		L	5-10
1931		W	6-1
1933		L	1-4
1934		W	7-6
4/19/1955		L	2-13
5/6/1955		L	3-5
4/20/1956		L	2-6
5/17/1956		L	8-27
4/18/1957		L	3-4
4/18/1957		W	19-6
4/7/1958		L	5-8
4/21/1958		W	3-2
4/25/1959		W	4-3 (7)
4/25/1959		W	11-4 (7)
4/23/1960		L	4-15
5/2/1960		L	6-13
5/5/1961		L	3-10
5/12/1961		L	2-4
4/20/1962		L	9-10
5/4/1962		L	6-14
4/26/1963		W	15-7
5/3/1963		W	9-8 (10)
4/24/1964		W	2-1
5/1/1964		L	3-5
5/13/1965		L	3-6
5/14/1965		L	4-10
4/22/1966		W	4-0
5/6/1966		L	0-2

4/15/1967		W	4-3
5/5/1967		L	3-5
5/11/1968		L	1-4 (7)
5/11/1968		L	1-6 (7)
4/26/1969	H	L	3-11
5/9/1969	A	W	7-6
5/9/1969	A	W	4-3
4/24/1970	A	L	5-6
5/15/1970	H	W	8-4 (7)
5/15/1970	H	W	11-1 (7)
4/18/1971	H	L	0-3
4/25/1971	A	W	3-1
4/8/1972	A	W	3-1
4/8/1972	A	L	1-5
3/25/1973	H	T	1-1
4/7/1973	A	W	5-1
4/7/1973	A	L	3-6
4/19/1973*	H	W	2-1
4/20-22/73*	H	L	3-9
3/31/1974	A	L	5-7
4/14/1974	H	L	3-8
4/27/1974 #	H	L	1-3
4/13/1975	A	L	0-2
4/13/1975	A	L	1-4
3/28/1976	A	W	3-2
4/11/1976	H	L	3-8
3/27/1977	H	L	0-6
4/10/1977	A	L	1-8
4/1/1978	H	L	4-17
4/15/1978	A	W	5-2
4/8/1979	A	W	6-4
4/21/1979	H	W	5-4
3/23/1980	H	W	3-2
4/12/1980	A	L	1-6
4/24/1980	A	L	1-3
3/29/1981	A	L	3-12
4/4/1981	H	W	18-6
3/14/1982	A	W	12-8
4/11/1982	H	L	5-12
3/26/1983	H	W	4-2
4/16/1983	A	W	8-7
3/25/1984	A	L	0-1
4/15/1984	H	L	3-14
4/18/1984 #	(13)	L	0-10
3/17/1985	H	W	22-6
3/23/1985	A	L	2-3
4/18/1985 #	(27)	W	7-0
3/21/1986	H	L	4-6
3/30/1986	A	L	1-2
4/5/1986	H	L	1-2
4/11/1987	A	L	3-21 (7)
4/11/1987	A	L	3-5 (7)
5/13/1987 #	(14)	L	2-4
4/10/1988	A	L	3-21
4/16/1988	H	L	8-13
4/17/1988	H	W	12-11
5/13/1988 #	(14)	W	6-1
3/31/1989	H	W	14-7
4/8/1989	A	L	4-9
5/15/1989 #	(14)	L	8-11
3/23/1990	A	L	1-10
3/24/1990	A	L	6-7
3/25/1990	A	W	12-7
5/12/1990 #	(14)	W	14-1
4/19/1991	H	W	8-4
4/20/1991	H	W	6-2
4/21/1991	H	L	1-2
5/11/1991 #	(14)	W	4-3
4/17/1992	A	W	5-1
4/18/1992	A	L	3-6
4/19/1992	A	L	1-2
4/17/1993	H	L	2-4 (7)
4/17/1993	H	L	2-8 (7)
4/18/1993	H	L	3-8
5/15/1993 #	(14)	L	5-7
3/25/1994	A	L	6-8
3/26/1994	A	L	2-3
3/27/1994	A	L	8-20
3/24/1995	H	L	5-7
3/25/1995	H	W	10-8
3/26/1995	H	L	4-8
3/9/1996	A	W	12-1
3/10/1996	A	L	3-9
3/10/1996	A	L	0-1(7)
5/15/1996 #	(13)	W	5-1
3/21/1997	H	W	6-1
3/22/1997	H	L	3-0
3/23/1997	H	W	5-4

5/14/1997 #	(25)	L	2-4
3/21/1998	A	L	2-14
3/22/1998	A	L	5-6
3/22/1998	A	W	9-7 (7)
5/14/1998 #	(13)	L	1-4
3/26/1999	H	L	1-2
3/27/1999	H	L	3-8
3/28/1999	H	W	9-6
5/20/1999 #	(13)	L	6-9
3/17/2000	A	L	13-16
3/18/2000	A	L	2-4
3/19/2000	A	W	3-1
5/18/2000 #	(24)	W	9-5 (10)
3/23/2001	H	W	8-7
3/24/2001	H	W	10-2
3/25/2001	H	L	3-10
5/18/2001 #	(24)	L	2-6
5/17/2002	A	L	2-10
5/18/2002	A	L	7-12
5/18/2002	A	L	8-10
5/23/2002 #	(22)	L	5-6 (10)
4/19/2003	H	L	1-7
4/19/2003	H	L	2-3
4/20/2003	H	W	8-3
5/22/2003 #	(22)	L	6-10
3/26/2004	A	W	9-2
3/27/2004	A	L	1-12
3/28/2004	A	L	7-8
5/27/2004 #	(22)	L	5-6
4/8/2005	H	W	2-0
5/9/2005	H	L	0-6
5/10/2005	H	L	2-3
5/26/2005 #	(17)	W	12-2 (7)
3/31/2006	A	L	2-10
4/1/2006	A	L	9-10
4/2/2006	A	L	1-8
5/25/2006 #	(17)	L	3-4
5/11/2007	H	W	4-2
5/12/2007	H	L	7-10
5/13/2007	H	L	6-8
5/23/2007	(17)	W	6-1
3/8/2008	A	W	5-3 (10)
3/8/2008	A	L	0-2
3/9/2008	A	L	2-4
4/24/2009	H	W	6-2
4/25/2009	H	W	6-3
4/26/2009	H	L	6-7
4/2/2010	A	L	5-6 (11)
4/3/2010	A	W	8-4
4/4/2010	A	L	6-7
4/23/2011	H	L	2-6
4/23/2011	H	W	3-1
4/24/2011	H	W	7-6
3/30/2012	A	L	1-5
3/31/2012	A	W	5-2
4/1/2012	A	L	6-7
3/23/2013	H	W	8-2
3/24/2013	H	W	4-3
3/25/2013	H	W	6-3
4/24/2015	A	W	8-3
4/26/2015	A	L	3-4
4/26/2015	A	L	3-5 (10)
5/23/2015 #	(4)	L	2-10
4/1/2016	H	L	7-8
4/2/2016	H	W	5-3
4/3/2016	H	L	2-5
5/24/2018 #	(13)	W	4-2
3/29/2019	A	W	4-3
3/30/201			

GAME-BY-GAME SERIES HISTORY VS ACC, 2024 OPPONENTS

5/4/1934	A	L	3-16	4/24/1983 # (10)	L	4-5 (11)	5/16/2010	H	W	5-3	4/28/1980	H	L	2-5	PITTSBURGH (21-9) H: 8-2 A: 7-5 N: 2-1 UNKNOWN: 4-1 UNDER BOC: 16-8 1940 W 19-5 1941 W 6-5 4/3/1959 W 7-4 4/23/1962 W 4-2 4/20/1966 L 1-7 3/24/1981 H W 11-4 4/4/2014 A W 4-0 4/5/2014 A L 1-2 4/6/2014 A W 3-0 3/7/2015 (36) L 0-1 3/7/2015 (36) W 2-1 3/8/2015 (36) W 10-3 4/30/2016 A W 5-1 4/30/2016 A W 7-6 5/1/2016 A W 9-1 4/7/2017 H W 12-1 4/8/2017 H W 5-2 4/9/2017 H W 4-3 3/30/2018 A W 10-7 3/31/2018 A L 5-7 4/1/2018 A L 1-4 3/22/2019 H W 13-3 3/23/2019 H W 7-5 3/24/2019 H W 5-2 3/20/2021 H L 1-2 3/21/2021 H L 2-6 3/22/2021 H W 10-4 4/15/2022 A L 4-9 4/16/2022 A W 18-0 4/17/2022 A L 1-4 4/14/2023 H L 5-7 4/15/2023 H L 4-6 4/16/2023 H W 8-5	
5/3/1935 (4)	L	3-5	3/24/1984	A	L	4-10	5/19/2011	A	L	0-6	5/2/1981	H	W	4-3		
5/4/1935 (4)	W	4-0	4/14/1984	H	L	1-5	5/20/2011	A	L	1-2	5/2/1981	H	W	2-0		
5/1/1936	A	L	2-14	3/16/1985	H	W	7-6	5/21/2011	A	L	2-3	4/26/1983	A	L		2-5
4/30/1937	A	T	7-7 (12)	3/24/1985	A	L	5-6	5/28/2011 (13)	W	3-2	4/26/1983	A	L	0-5		
5/1/1937	A	L	2-7	4/19/1985 # (27)	W	10-3	4/13/2012	H	L	1-2 (10)	4/9/1985	H	W	5-4 (10)		
1938	L	3-6	3/21/1986	H	L	4-6	4/14/2012	H	L	2-6	4/23/1985	A	L	1-3		
1938	L	5-9	3/29/1986	A	L	14-15	4/15/2012	H	L	3-5	4/2/1986	H	L	2-6		
4/15/1939	H	W	10-5	5/14/1986 # (13)	L	4-5	5/16/2013	A	W	10-4	4/24/1986	A	L	2-11		
1939	L	4-15	5/16/1986 # (13)	L	7-9	5/17/2013	A	L	5-8	4/1/1987	H	W	4-3			
4/25/1940	H	L	3-6	4/12/1987	A	L	6-10	5/18/2013	A	W	8-7 (11)	4/21/1987	A	L		1-5
5/4/1940	A	L	5-9	4/19/1987	H	L	1-4 (7)	4/18/2014	H	W	3-2	4/12/1988	H	T		3-3 (10)
1941	L	7-8	4/19/1987	H	L	1-9 (7)	4/19/2014	H	W	3-1	3/29/1989	H	W	9-8		
4/23/1942	H	L	1-18	4/9/1988	A	L	1-12 (7)	4/20/2014	H	L	2-4	4/25/1989	A	W		10-4
5/2/1942	A	L	2-5	4/9/1988	A	W	13-5 (7)	5/23/2014 # (4)	W	3-2	3/1/1990	A	L	5-7		
5/1/1943 (4)	W	10-8	4/15/1988	A	L	9-14	5/14/2015	A	W	2-1 (10)	3/21/1990	H	L	6-8		
4/11/1946	H	L	5-6	5/11/1988 # (14)	L	1-13	5/15/2015	A	W	6-2	3/5/1991	A	L	2-5		
4/4/1947	A	W	5-3	4/1/1989	H	L	3-4 (10)	5/16/2015	A	W	8-2	4/30/1991	H	L		6-9
5/8/1947	H	L	5-6	4/2/1989	H	L	5-10	4/15/2016	H	W	7-4	3/4/1992	A	L		0-3
3/26/1948	A	L	1-3	4/9/1989	A	L	4-5 (14)	4/16/2016	H	L	1-8	4/28/1992	H	W		4-1
5/6/1948	H	W	4-0	4/13/1990	H	L	7-10 (11)	4/17/2016	H	W	15-9	3/30/1993	H	L		2-6 (7)
4/14/1949	A	L	5-6	4/14/1990	H	L	7-13	3/10/2017	A	L	4-9	3/30/1993	H	L		3-6 (7)
5/7/1949	H	T	6-6	4/15/1990	H	W	6-5	3/11/2017	A	W	2-1	3/23/1994	A	L		8-12
5/4/1950	H	W	9-4	5/15/1990 # (14)	L	3-7	3/11/2017	A	L	2-12	2/23/1995	A	L	0-18		
3/22/1951	A	W	5-4	4/12/1991	A	L	1-3	4/13/2018	H	W	4-0	3/29/1995	H	L	2-13	
3/22/1952	A	L	0-5	4/13/1991	A	L	4-6	4/14/2018	H	L	6-8	2/19/1996	H	W	3-2	
4/18/1953	H	L	5-8	4/14/1991	A	W	7-1	4/14/2018	H	L	6-12	3/27/1997	A	L	5-9	
3/24/1954	A	L	0-2	5/13/1991 # (14)	W	5-1	4/26/2019	A	W	12-5	3/25/1998	H	L	6-7		
4/29/1955	H	L	2-7	4/10/1992	H	L	5-7	4/27/2019	A	L	4-5	2/24/1999	A	L	0-1	
4/13/1956	A	L	1-15	4/11/1992	H	L	4-5	4/28/2019	A	L	4-5	2/16/2000	H	T	14-14 (8)	
4/9/1957	H	L	1-6	4/12/1992	H	W	13-3	5/22/2019 (13)	L	2-3 (10)	2/22/2002 (36)	W	12-4			
4/10/1957	A	L	4-5	4/9/1993	A	L	4-9	2/25/2021	A	L	2-3	3/14/2002	A	L	2-4	
5/3/1958	A	L	1-7	4/10/1993	A	L	1-4	2/26/2021	A	L	1-2	4/15/2003	H	W	8-3	
5/10/1958	H	L	7-15	4/11/1993	A	L	2-9	2/27/2021	A	W	3-2	3/17/2004	A	L	4-5	
5/2/1959	H	L	3-15	4/8/1994	H	L	1-2	4/22/2022	H	W	4-2	2/16/2005	A	L	6-9	
5/8/1959	A	L	2-5	4/9/1994	H	L	1-2	4/23/2022	H	W	11-7 (10)	2/23/2005	H	W	8-0	
4/25/1960	A	L	0-13	4/10/1994	H	L	6-8	4/24/2022	H	W	10-3	2/15/2006	H	L	1-5	
5/3/1960	A	L	8-11	3/17/1995	A	L	0-5	3/10/2023	A	W	7-3	5/16/2006	A	W	11-10	
5/6/1961	H	W	4-2	3/18/1995	A	L	11-12 (10)	3/11/2023	A	W	8-4	2/27/2008	H	W	7-3	
5/6/1961	H	W	7-2	3/19/1995	A	L	5-6	3/11/2023	A	L	0-6	4/17/2013	H	W	10-9 (10)	
4/21/1962	A	W	2-1	3/23/1996	H	W	15-0	5/25/2023	N	L	2-10	4/1/2014	H	W	7-1	
5/5/1962	H	W	11-5	3/24/1996	H	L	4-5	NOTRE DAME (11-9) H: 4-5 A: 5-1 N: 2-3 UNDER BOC: 8-7				4/29/2014	A	L	1-8	
4/27/1963	H	W	5-2	3/25/1996	H	W	9-7	3/22/1991	H	W	12-6 (7)	3/11/2015	H	L	5-14	
5/4/1963	A	L	4-12	4/18/1997	A	L	4-6	3/24/1991	H	L	0-12 (7)	4/28/2015	A	L	1-3	
4/25/1964	H	L	0-1	4/19/1997	A	W	13-2	3/24/1991	H	W	5-2	3/30/2016	H	L	4-5	
5/2/1964	A	L	4-9	4/20/1997	A	L	9-11 (12)	5/23/1996+ (23)	L	1-12	4/26/2016	A	W	8-4		
5/8/1965	H	W	5-2	3/27/1998	H	L	5-6	5/25/1996+ (23)	W	7-1	4/4/2017	H	W	18-5		
5/15/1965	A	L	2-3	3/28/1998	H	W	18-5	3/28/2015	A	W	9-1	4/3/2018	H	W	4-0	
4/23/1966	A	L	2-3	3/29/1998	H	W	12-7	3/28/2015	A	W	4-2	4/2/2019	H	W	4-2	
5/7/1966	H	L	1-2	4/16/1999	A	L	9-10	3/28/2015	A	W	9-1	6/6/2021+ (49)	W	8-3		
4/14/1967	H	L	1-7	4/17/1999	A	L	2-3	3/28/2015	A	W	9-2	6/8/2021+ (49)	W	4-3 (10)		
5/5/1967	A	L	1-2 (10)	4/18/1999	A	L	5-6	3/28/2015	A	W	4-2	4/12/2022	H	L	2-9	
4/6/1968	A	L	2-3	4/21/2000	H	W	6-5	3/29/2015	A	W	5-4	3/28/2023	H	W	8-1	
4/6/1968	A	W	4-1	4/22/2000	H	L	4-5	5/22/2015# (4)	L	2-8	PENN STATE (15-10) H: 11-3 A: 1-1 N: 1-0 UNKNOWN: 2-6 UNDER BOC: 4-1					
5/10/1968	H	L	0-6	4/23/2000	H	W	10-6	4/21/2017	H	W	14-4	1894	W	14-4		
4/25/1969	H	L	1-3	4/13/2001	A	L	6-10	4/21/2017	H	L	2-8	1905	L	2-13		
4/25/1969	H	L	1-6	4/14/2001	A	L	6-7	4/22/2017	H	W	9-0	1906	L	1-5		
5/10/1969	A	L	0-5	4/15/2001	A	W	5-2	4/5/2019	A	L	2-5	1908	L	5-9		
3/3/1970	H	L	1-7	3/29/2002	H	L	4-15	4/6/2019	A	W	12-7	1921	L	2-14		
4/25/1970	A	L	0-4 (7)	3/30/2002	H	L	0-5	4/6/2019	A	W	6-5	1923	L	1-9		
4/25/1970	A	W	6-1 (7)	3/31/2002	H	W	8-3	3/12/2021	H	L	5-10	1927	W	3-2		
4/24/1971	A	L	5-12	5/22/2002 # (22)	L	10-11	3/13/2021	H	L	4-12	1933	L	2-5			
4/27/1971	H	W	5-4	5/16/2003	A	W	6-4	3/14/2021	H	L	3-8	2/16/1997 (37)	W	12-4		
4/9/1972	A	L	1-8	5/16/2003	A	L	3-4 (10)	5/28/2021# (48)	W	14-1	2/21/1998	H	W	5-2		
3/24/1973	H	L	5-6	5/17/2003	A	W	7-5 (10)	5/27/2022# (48)	L	0-3	2/21/1998	H	W	5-2		
4/8/1973	A	L	2-6	3/19/2004	H	L	3-5 (11)	OLD DOMINION (33-34-2) H: 20-13-2 A: 9-18 N: 3-0 UNKNOWN: 1-3 UNDER BOC: 12-8								
4/21/1974	A	L	0-5	3/20/2004	H	L	4-8	3/29/1965	L	1-9	2/20/1999	H	W	6-3		
4/21/1974	A	L	5-6	3/21/2004	H	W	6-2	4/7/1966	L	3-6	2/20/1999	H	W	4-3		
4/5/1975	A	L	1-5	4/1/2005	A	L	7-8 (14)	4/13/1967	L	4-5	2/21/1999	H	L	2-4		
4/20/1975	H	W	3-2	4/2/2005	A	L	5-10	4/15/1968	W	2-1	2/24/2001	H	W	15-4		
4/24/1975 #	A	L	2-5	4/3/2005	A	L	2-3 (11)	3/28/1969	A	L	2-5	2/24/2001	H	W	15-4	
4/3/1976	H	L	0-19	5/12/2006	H	W	4-1	5/13/1970	H	W	6-3	2/24/2001	H	W	6-5	
4/18/1976	A	L	3-4	4/13/2006	H	L	0-5	4/2/1971	A	W	9-6	2/25/2001	H	L	6-7	
4/22/1976 # (15)	W	8-6	5/14/2006	H	W	9-2	4/2/1971	A	W	9-6	5/15/2002	A	W	12-4 (7)		
4/15/1977	H	W	8-3	3/17/2007	A	W	7-2 (11)	5/5/1972	H	L	4-6	5/15/2002	A	L	11-12 (7)	
4/15/1977	H	L	4-7	3/18/2007	A	W	9-6	4/30/1973	A	W	7-5	2/21/2004	H	W	7-1	
4/2/1978	H	L	11-12	3/18/2007	A	L	4-9	3/28/1974	H	W	7-3	2/22/2004	H	L	3-8	
4/8/1978	A	W	8-4	5/26/2007 (17)	L	0-5	5/19/2008	H	L	3-9	3/4/2022	H	W	10-1		
4/7/1979	A	L	2-4	5/9/2008	H	L	3-9	5/10/2008	H	L	2-5	3/5/2022	H	W	10-4	
4/22/1979	H	W	3-2	5/10/2008	H	L	2-5	5/11/2008	H	W	5-4 (6)	3/6/2022	H	W	13-1	
3/22/1980	H	L	6-11	5/11/2008	H	W	5-4 (6)	5/21/2008 (17)	W	8-7 (11)	1946	T	8-1			
3/28/1981	A	W	9-8	5/21/2008 (17)	W	8-7 (11)	3/27/2009	A	L	3-4	1946	L	3-4			
3/16/1982	A	L	2-5	3/27/2009	A	L	3-4	4/29/1979	A	W	6-4	1947	L	0-2		

GAME-BY-GAME SERIES HISTORY VS ACC, 2024 OPPONENTS

2/28/1992	A	W	8-7
3/6/1992	H	L	1-8 (6)
3/9/1993	A	W	13-8
4/20/1993	H	L	5-9
3/8/1994	A	W	5-3
4/11/1995	H	W	7-4
2/18/1997	A	W	11-2
3/26/1997	H	W	14-4
3/4/1998	H	W	18-4
4/16/1998	A	W	5-1
3/2/1999	H	L	5-8
2/29/2000	A	L	3-9
2/27/2001	H	L	5-10
2/27/2002	H	W	5-3
3/19/2003	H	W	6-0
4/6/2004	A	W	11-9
4/27/2005	H	W	9-4
2/20/2007	H	W	17-2
4/23/2008	H	L	5-6
2/24/2009	H	W	11-1
3/10/2010	A	W	12-6
3/16/2010	H	W	9-1
3/1/2011	H	W	9-0
2/21/2012	H	W	6-5 (11)
2/19/2013	H	W	11-2
2/16/2014	A	W	17-2
4/16/2014	H	W	11-2
4/15/2015	H	W	3-2
3/1/2016	H	W	16-8
6/3/2016+	H	W	17-4
6/5/2016+	H	L	4-5
2/28/2017	H	W	11-3
2/28/2018	H	W	4-3 (11)
2/26/2019	H	L	3-9
2/25/2020	H	W	8-5
4/6/2021	H	W	7-6 (12)
3/1/2022	H	W	12-0
3/7/2023	H	W	7-3

- 1 - Norfolk, Va.
- 2 - Washington, D.C.
- 3 - Annapolis, Md.
- 4 - Greensboro, N.C.
- 5 - Richmond, Va.
- 6 - Gastonia, N.C.
- 7 - Front Royal, Va.
- 8 - Statesboro, Ga.
- 9 - East Carolina University
- 10 - Chapel Hill, N.C.
- 11 - Rollins College, Orlando, Fla.
- 12 - Madison, Va.
- 13 - Durham, N.C.
- 14 - Greenville, S.C.
- 15 - Clemson, S.C.
- 16 - Auburn Univ.
- 17 - Jacksonville, Fla.
- 18 - Lynchburg, Va.
- 19 - Pulaski, Va.
- 20 - Florida A&M, Tallahassee, Fla.
- 21 - Prince William, Va.
- 22 - Salem, Va.
- 23 - Tuscaloosa, Ala.
- 24 - Fort Mill, S.C.
- 25 - St. Petersburg, Fla.
- 26 - Corvallis, Ore.
- 27 - Atlanta, Ga.
- 28 - Coral Gables, Fla.
- 29 - Fullerton, Calif.
- 30 - Irvine, Calif.
- 31 - Oxford, Miss.
- 32 - Omaha, Neb.
- 33 - Madison Heights, Va.
- 34 - Raleigh, N.C.
- 35 - Orlando, Fla.
- 36 - Charleston, S.C.
- 37 - Wilmington, N.C.
- 38 - Chicago, Ill.
- 39 - Danville, Va.
- 40 - Washington D.C.
- 41 - Conway, S.C.
- 42 - Houston, Texas
- 43 - Orlando, Fla. (UCF)
- 44 - Radford, Va.
- 45 - Scottsdale, Ariz.
- 46 - Myrtle Beach, S.C.
- 47 - Pensacola, Fla.
- 48 - Charlotte, N.C.
- 49 - Columbia, S.C.
- 50 - Boiling Springs, N.C.

ACC Tournament
 + NCAA Regional
 ^ NCAA Super Regional
 * College World Series

LETTERWINNERS

A

Abbitt, Robert (Capt.)..... 1935-36-37
 Abbott, Andrew..... 2018-19-20-21
 Abel, Nathaniel..... 2012
 Adams, David..... 2006-07-08
 Adkins, John..... 1963
 Aichholz, Don..... 1950-51-52
 Albright, Kevin..... 1996
 Allen, Tyler..... 2014
 Allocca, Will..... 2018-19
 Altomus, Broden Brook..... 1946-48-50
 Amaro, Rob..... 2011-12
 Anderson, E.J..... 1995-96-97-98
 Anderson, Ethan..... 2022-23
 Anderson, Peter Matthew..... 1973-74-75
 Anderson, Robert Steven..... 1976-77
 Anderson, T.B.H..... 1912-13
 Angle, Eugene C..... 1963-64-65
 Angus, Herman T..... 1965
 Antoncic, Josh..... 1992-93
 April, Benjamin..... 1928-29
 Arey, Mark..... 1995
 Arico, Kevin..... 2008-09-10
 Arnette, Clyde Eugene..... 1966
 Arnold, Charles..... 1956-57
 Arnold, George B..... 1925-26-27
 Ashby, Benjamin C., Jr..... 1937-38
 Atkinson, William E..... 1928-29
 Avery, Matt..... 2003-04-05
 Ayres, Elmer Vincent..... 1936-37-38

B

Baber, Billy..... 1999
 Babyak, Richard Preston..... 1943-44
 Bailey, Rives (Capt.)..... 1954-55-56
 Bain, Kirk..... 1950
 Baker, Chris..... 2023
 Baldino, Jacob..... 2020
 Bales, Blake..... 2019-20-21
 Ballestero, Tate..... 2020-21
 Ballard, Mike..... 2003-04-05-06
 Bangel, Herbert K..... 1947
 Barbary, Travis..... 1990-91-92-93
 Barbee, Allan..... 1954
 Barbee, Melvin..... 1978-79-80-81
 Barger, John E..... 1959-60-61
 Barr, John..... 2008-09-10-11
 Barth, Dennis Gerald..... 1984-85
 Basara, Michael Brian..... 1986-87-88
 Baugh, Randy..... 1992
 Bayha, Bill..... 1988-89-90-91
 Bazzarre, John (Mgr.)..... 1953-54
 Beale, Samuel Edward..... 1969-71
 Bear, Clay F..... 1947-48
 Beard, Donald S..... 1926-27-28
 Benick, Jonathan..... 1999-00-01
 Bennie, Robert..... 2013
 Berkeley, N..... 1916
 Berner, William..... 1947-48-49
 Bernstein, Daniel (Capt.).. 1972-73-74-75
 Bernstine, Matt..... 2005-06
 Berry, Jake..... 2021-22-23
 Berry, Tom..... 1954-55
 Berry, William Thomas..... 1976
 Bettinger, Alec..... 2014-15-16-17
 Biddix, Tyler..... 2008-09-10-11
 Biggs, Charles William..... 1982-83-84-85
 Bimmerle, John..... 1991-92
 Blackburn, Thomas Huntington.. 1970-71
 Blackney, J.P..... 1911
 Blakely, Drew..... 2017-18-19
 Blanco, Evan..... 2023
 Boger, Bruce A..... 1968-69
 Bonney, William..... 1955
 Bono, Chris..... 1998
 Booker, Bodley (Mgr.)..... 1940
 Booker, William Jeffery..... 1984-85
 Boozer, William M..... 1950
 Bouldin, Curtis Frye (Capt.) ... 1934-35-36
 Bowen, William T..... 1928-29-30
 Bowers, Dylan..... 2022
 Bowling, Josh..... 1997-98-99
 Boyer, John (Mgr.)..... 1949-50
 Boyer, Michael D..... 1960
 Bozorth, John Clyde..... 1933-34
 Bracht, Albert Steven..... 1971-72-73-74
 Bransford, Pat..... 1993-94-95-96
 Brant, A.T. (Mgr.)..... 1907

Bratt, David Jefferson..... 1970-71-72-73
 Brennan, Michael Brian..... 1988-89-90
 Brewer, Walter J. C..... 1932-33-34
 Brewer, Ward W..... 1931-32-33
 Brindle, Stephen (Capt.)... 1970-71-72-73
 Bronaugh, Samuel M..... 1924-25
 Brown, Charles Lee..... 1942
 Brown, James Dall, Jr..... 1936
 Brown, Percy H..... 1927-28-29-30
 Brown, Ray..... 1950
 Brown, Rodney..... 1959
 Brugmann, William..... 1943
 Bruno, Stephen..... 2010-11-12
 Bryan, R.C..... 1944
 Bryant, Herbert..... 1931
 Bryant, Stephen Robert..... 1968-69-70
 Buchanan, Brian..... 1992-93-94
 Buchanan, Matthew..... 2022-23
 Buecler, Reid..... 1995
 Bugnar, Ronnie G. (Capt.)..... 1965-66-67
 Burcham, Timothy Lee..... 1983-84-85
 Burnes, Justin I..... 1939-40-41
 Burrow, Addie..... 2021-22
 Busch, Herbert..... 1957-58-59
 Butler, Tony..... 2014
 Byrd, William E., Jr..... 1929-30

C

Cabaniss, W.H..... 1909-10-11
 Cabell, Robert, III..... 1926-27-28-29-30
 Caine, Robert..... 1946-47-48
 Callaway, PA..... 1915-16
 Camp, R.G. (Mgr.)..... 1907
 Campagna, Mike..... 2005-06
 Campbell, Will..... 2007-08-09
 Canady, Joel..... 1994-95-96
 Cannon, Tyler..... 2007-08-09-10
 Cappelmann, John..... 1993-94-95-96
 Cardwell, Bickerton W..... 1927-28-29
 Cardwell, Vincent..... 1933-34-35
 Carr, David W..... 1946-47-48-49
 Carraway, Andrew (Capt.).. 2006-07-08-09
 Carleton, Walter M..... 1965
 Carrington, A.B., Jr..... 1918
 Carrington, Edward..... 1965
 Carrington, Richard A., Jr..... 1922
 Carter, Arlen..... 1952-53
 Carter, Francis Edward..... 1934-35
 Carter, Hill, Jr (Mgr.)..... 1967-68
 Carter, T.C., Jr..... 1911-12-13
 Casey, Derek..... 2015-17-18
 Cave, Alexander M..... 1941-42-43
 Cave, George Fielding..... 1976-79
 Cave, Richard Scott (Mgr.)..... 1976
 Chandler, B.F..... 1907
 Chandler, Eric..... 2005
 Chapman, Denny..... 1998-99
 Charles, David H..... 1947-48-49
 Charles, Roger..... 1932-33
 Christensen, Eric..... 2001-02-03
 Christian, Andrew H..... 1942
 Clarke, James Kevin..... 1981-82-83-84
 Clay, Matt..... 1998
 Clement, Ernie..... 2015-16-17
 Close, Oscar T..... 1929
 Cody, Charlie..... 2015-16-17-18
 Cogswell, Branden..... 2012-13-14
 Cohen, Irvin R..... 1938
 Cohn, Greg..... 1991
 Coleman, David..... 2008-09-10-11
 Collins, Ty..... 2001-02
 Coman, Robbie..... 2013-14-15-16-17
 Comer, Cameron..... 2016-17-18-19
 Cook, Jason Alexander..... 1990-91-92-93
 Cook, Robert Thomas..... 1978
 Cooke, Addison Barnwell..... 1956
 Conner, Doug..... 2000
 Costello, Charles..... 1930
 Cotier, Max..... 2020-21-22
 Coughlin, Tim (Capt.)..... 1992-93-94
 Counts, David F..... 1967-68-69
 Counts, Justin..... 1993-94-95-96
 Courtney, Tommy..... 2023
 Cowan, Jake..... 2008
 Cowgill, Joseph M..... 1935-36-37
 Crawford, C.B..... 1907-08-09-10
 Creswell, Brandon..... 1998-99-00-01
 Crowley, Thomas..... 1990-91-92-93

Crighton, George..... 1957
 Crockett, Kyle..... 2011-12-13
 Cropper, Lannie, Jr. (Capt.)... 1978-79-80
 Cubbage, Michael Lee..... 1969-70-71
 Cunha, Stephen Manuel..... 1989-90-91
 Cunningham, John Parks..... 1972-73-75
 Curtis, William W. (Capt.)..... 1965-66-67
 Cusick, Derrick..... 1991-92-93-94

D

Dall, Francis Lynn..... 1975-76
 Dalton, T.P..... 1907
 Dan, Terry Alan..... 1969-70-71-72
 Daneker, Pat..... 1995-96
 Darby, Josh..... 2004-05
 Darlington, Fred L..... 1926-27
 Davenport, Ted (Capt.)..... 1950-51-52
 Davidson, Walter Victor, Jr..... 1934-35
 Davis, Neal..... 2007-08-09-10
 Davis, Will..... 2001
 Dawson, Cooper..... 1931
 Dawson, Doyle..... 1955-57
 Deal, Louis L..... 1924
 DeBoe, Joel (Capt.)..... 1968-69
 Deitrick, William A..... 1923-24-25-26
 Dement, Robert Warren..... 1984-85-86
 Derian, Paul S..... 1944-46-47-50
 Dent, Clarence Rodgers..... 1930-31
 DeVenny, James W..... 1960
 Devane, Dave..... 1991-92-93
 Didawick, Harrison..... 2023
 Diffey, A.C. Carter..... 1925-26-27
 Dillard, Hardy..... 1960-61
 Dillow, Mason..... 2022
 Dobies, Andrew..... 2002-03-04
 Dodson, James R., Jr (Capt.)... 1939-40-41
 Doering, Don Alban..... 1976
 Doherty, Kevin..... 2013-14-15-16
 Dohner, John..... 1952-53
 Donahue, Grant..... 2016-17-18-19
 Doolittle, Sean..... 2005-06-07
 Doughy, Matt..... 2015
 Douglas, M.T..... 1911-12-13
 Dowhower, Brian..... 1990
 Dowhower, Deron..... 1991-92-93
 Downes, Brandon..... 2012-13-14
 Doyle, David Scott..... 1976
 Doyle, Tommy..... 2015-16-17
 Dozier, Doak..... 2016
 Drissel, Virgil Homer (Capt.).. 1932-33-34
 Drummond, H.C..... 1916
 Duff, David Arnold..... 1977-78-79
 Duke, Lee Monroe, II (Mgr.)..... 1976
 Duncan, Columbus, Jr..... 1976-77-78
 Dunn, David H..... 1929
 Dunn, J. Willcox..... 1920-21-22
 Dunn, Matt..... 2003-04
 Dvorak, W..... 1956

E

Early, Connelly..... 2023
 Eason, Connor..... 2016
 East, Jeffrey Glenn..... 1983
 Edgington, Brian..... 2023
 Edmunds, James, III..... 1936-37-38
 Edwards, William..... 1954-55-56
 Effertz, Joel..... 2012
 Eikhoff, Nate..... 2016-17-18-19
 Eisenman, Arthur F., Jr..... 1950
 Ellington, Samuel E (Capt.) ... 1946-47
 Elliott, Carleton..... 1949
 Ellis, Charles W..... 1950
 Ellis, James Lindell..... 1930
 Ellis, Jordan..... 2005
 Ellis, Robert Anthony..... 1974-75
 Emerson, Robert Marye..... 1975-76-77
 Erbaugh, Douglas William..... 1981
 Evans, Hugh McCloskey..... 1988
 Evans, Kerr Stewart, Jr..... 1966-67-68
 Evans, Tom P..... 1948-49-50

F

Fahy, Kevin..... 1994
 Farmer, Paul..... 1927
 Farquhar, Norman..... 1941-42
 Farrell, Jeremy..... 2006-07-08
 Farson, George W..... 1960-61-62
 Fay, R.R..... 1919

Fayonsky, Sam W..... 1928
 Fechter, William C..... 1942
 Fiegel, Todd Andrew..... 1989-90-91
 Finlay, E..... 1912-13
 Fisher, Chad..... 2004
 Fisher, Derek..... 2012-13-14
 Fisher, Stanford A..... 1961
 Fitchett, M.S..... 1910-11-13-14-15
 Fitz-Hugh, G.S., Jr. (Mgr.)..... 1961
 Fitzhugh, Donald Lewis..... 1935
 Fletcher, G.R..... 1931-32-33
 Florio, Joe..... 2005
 Floyd, E.N. (Mgr.)..... 1910
 Floyd, Mike..... 1999-00
 Ford, Kevin..... 1993-94-95-96
 Forst, John J..... 1949-50
 Forsy, Joseph..... 1954-55-56
 Foster, Henry P..... 1923-24
 Fox, Robert D..... 1961-62
 Friedberg, Samuel..... 1926-27-28
 Fulton, W.H..... 1907-08-09
 Fuqua, Michael Bond..... 1985-86

G

Gale, Christopher..... 2001-02-03-04
 Galloway, John..... 1994-95-96
 Gammon, F.A..... 1914-15-16
 Gammon, Larry J..... 1964-65-67
 Gardner, Scott Alan..... 1973-74-75
 Garland, John..... 1953-54
 Geerdes, Will..... 2022
 Gerstenmaier, Jack..... 2015-16-18
 Gelof, Jake..... 2021-22-23
 Gelof, Zack..... 2019-20-21
 Ghrist, Jordan..... 2002-03-04
 Gillispie, Paul..... 2001-02-03-04
 Giraldo, Luis..... 1997-98-99-00
 Glauber, Robert..... 1927-28
 Godbout, Henry..... 2023
 Goodman, Leonard..... 1944
 Goodman, Robert..... 1989-90
 Gonzalez, Julian..... 1996-97-98-99
 Gordon, Geoffrey N..... 1966-68
 Gordon, Michael..... 1979-80-81-82
 Gosney, Luther S..... 1939-40
 Gosselin, Phil..... 2008-09-10
 Gowin, Terry Kent..... 1966
 Graghani, Reed..... 2010-11-12-13
 Grant, D.W..... 1913-14-15
 Gravins, Thomas B..... 1958-59-60
 Green, B., Jr..... 1914-15-16-17
 Greene, Alex..... 2022-23
 Greene, Gary N..... 1969
 Greene, Wayne..... 1952
 Greer, David Oxford..... 1968-69
 Greham, Thomas C..... 1968
 Greisinger, Seth..... 1994-95-96
 Grimes, Donald R (Mgr.)..... 1964
 Grisham, Ty..... 2002-03
 Grounds, Holden..... 2016
 Grovatt, Dan..... 2008-09-10
 Grove, Brad..... 2008-09
 Gursky, Brian..... 2022
 Guy, David Powell..... 1985-86-87-88
 Guyer, Brandon..... 2005-06-07
 Gwathmey, H.H..... 1917-18-19

H

Haden, Gregory Keith..... 1976-77-78-79
 Haden, Robert H..... 1941
 Hagan, Tom..... 2003-04-05-06
 Hall, Aza Tyndall..... 1935
 Hall, Charles Y., Jr. (Capt.)... 1967-68
 Hall, Franklin Woodrow, Jr..... 1984-85
 Hall, McClure..... 1958
 Hall, Rodney Dean..... 1973-74
 Hall, William Edwin..... 1970-71-72
 Hall, W.H., Jr (Capt.)..... 1956-57-58
 Hall, Yates..... 1992-93-94
 Halley, Shane..... 2009-10-11-12
 Halstead, Arthur L..... 1965-66-67
 Hamrock, Drew..... 2019-20-21-22

LETTERWINNERS

Haney, Keith 1995-96-97-98
Hansard, Greg..... 2000-01-02-03
Hanson, Luke..... 2023
Hardy, Robert (Capt.)..... 1955-56-57
Hare, Reese..... 1927
Harman, William B..... 1939-40-41
Harrington, Chesdin.... 2016-17-18-19-20
Harrington, Colin..... 2011-12-13
Harris, Duane A..... 1973
Harris, Glenn Raymond.... 1980-81-82-83
Harris, Stanley S..... 1950
Harrison, Jalen..... 2017-18
Harrison, Preston..... 1953
Harrison, Robert E., Jr..... 1921-22
Hartman, Chris..... 1993
Harvey, William Lee (Capt.)... 1974-75-76
Haseley, Adam..... 2015-16-17
Headd, Scott..... 2002-03-04-05
Heatwole, Gary Douglas..... 1972-73-74
Helmer, George..... 1991-92
Henry, Tim..... 2004-05-06-07
Heon, Steven N. (Capt.)... 1979-80-81-82
Hernandez, Reynaldo..... 1992
Herndon, Ken..... 1993
Heurich, Robert G..... 1950
Hewitt, J.S..... 1913
Hickman, Canon..... 2001-02-03-04
Hicks, Ben..... 2002
Hicks, John..... 2009-10-11
Hicks, William Joseph..... 1952-53
Hielig, Robert..... 1959
Hilburn, Brian Michael..... 1970-71-72-73
Himes, Ben..... 2000
Hlinka, Christian..... 2018-20-21
Hoare, Tommy Ehler (Capt.)... 1982-83-84
Hoch, Casey..... 1991-92
Hodges, Bradley..... 2023
Hodges, Thomas B..... 1964
Hodgson, Asbury Hull..... 1921
Hodorovich, Jacob..... 2020, 2022-23
Hoff, J.F..... 1907-08-09
Hoffer, Martin S..... 1936
Holden, Richard Derr..... 1978
Holland, Howard..... 1923-24-25-26-27
Holland, William Whitaker..... 1930
Hollar, Barry Lynn..... 1974-75
Hollar, Hunter Ray..... 1968-70-71
Honaker, S.W..... 1907-08-09-11-12
Hooff, Charles Rapley, Jr..... 1933-34-35
Hopkins, David Mark..... 1981-82
Hopkins, Richard L..... 1967-68
Horton, David Scott..... 1983-84-85-86
Horton, Ricky Neal..... 1978-79-80
Howard, Nick..... 2012-13-14
Howze, C.P..... 1919
Hubbard, Garland R..... 1923-24
Hudson, Ryan..... 2004-05-06-07
Hume, J.S..... 1909-10-11-12
Huff, Robert M (Capt.)..... 1947-48-49
Hultzen, Danny..... 2009-10-11
Hungate, Chase..... 2023
Hunt, Corey..... 2008-09-10-11
Hunt, Shooter..... 2005-06
Hurrie, Mark..... 1999-00-01-02
Hushion, John B..... 1927-28

I
Inge, Clifton..... 1956-57
Irving, Nate..... 2012-13-14

J
James Philip..... 1942
Jarecke, Robert F..... 1944-50
Jaxel, Kevin..... 2023
Jeffries, Thomas N..... 1927
Jenkins, Walker..... 2020
Johns, Douglas Alan..... 1987-88-89-90
Johnson, Ed C..... 1958
Johnson, J.M..... 1944
Jones, A.P..... 1907
Jones, Carlton Shepherd..... 1980
Jones, Chris (Capt.)..... 1993-94
Jones, Connor..... 2014-15-16
Jones, Maury L..... 1954-55
Jordan, Howard Tyler..... 1972-73-74-75
Jordan, W.H..... 1908
Jortland, Robert..... 1962

Joseph, Charles..... 1956-57-58
Judkins, William L., III..... 1969-71-72

K
Kahn, Sam..... 1993-94-95-96
Kalamaya, Ryan..... 1999-00
Kampschror, Dean..... 2023
Kampschror, John..... 1981-82-83-84
Kamrath, Jeff..... 2001-02-03-04-05
Kantor, Doug..... 1988-89-90
Karstetter, Ryan..... 2016
Kasprzak, John F., Jr..... 1986
Katos, Michael J..... 1966
Kavulich, Andrew..... 1986-87-89
Keesee, Stuart..... 1956
Keiper, Tommy..... 1998-99-00
Kelley, William R..... 1968
Kemmerer, Jon..... 1995-96-97-98
Kendall, Charles R..... 1941
Kennedy, Casey..... 1997-98-99
Kent, Nic..... 2019-20-21
Keyser, Thomas Franklin..... 1975
Kihm, Edward (Capt.)..... 1968-69-70-71
Kindley, Wilbur A..... 1924-25-26
King, Charles C., Jr..... 1940
King, Jared..... 2009-11-12-13
Kinsman, Ted..... 1995-96-97-98
Kirby, Nathan..... 2013-14-15
Kirk, Herbert..... 1943
Kirkeide, Kyle..... 1996
Kirtley, Todd..... 1982
Kirwin, Paul..... 1952-53
Kizer, John P..... 1938
Kline, Branden..... 2010-11-12
Knight, Caleb..... 2017-18
Kolar, Kye..... 2004
Koontz, James Andrew..... 1982-83-84-85
Korber, Douglas John..... 1976-77
Kosanovich, Paul..... 2019-20-21-22
Koshansky, Joe..... 2001-02-03-04
Koval, Barry B..... 1966
Kowalski, Keith (Capt.)..... 1984-85-86
Krekorian, Kent..... 2004
Kruger, Theodore (Mgr.)..... 1949
Kruse, Kent Todd..... 1990-91-92-93
Kughn, Christopher J..... 1987-88-89-90
Kuyk, Charles F.G..... 1921
Kuyk, Dirk A..... 1920-21-22

L
LaCross, David Michael..... 1972-73-74
Laird, Adam..... 2002-03-04-05
Lambert, Casey..... 2004-05-06-07
Lambiotte, Jules, Jr. (Capt.)... 1962-63-64
Landes, W.D..... 1913-14
Lane, Fletcher..... 2000
Lange, Joseph Anthony..... 1981-82-83
Lange, Paul..... 1990-91
Lankford, Frank G..... 1990-91-92-93
LaPorta, Scott Albert..... 1982-84
La Prise, John..... 2013-14-15
Larison, Robert..... 1957
Laszewski, Marion (Mgr.)..... 1955
Latchum, Henry..... 1943
Latham, Anthony..... 1981-82-83
Laughlin, Dillard C..... 1950
LaVigne, Tim..... 1997-98-99-00
Lawler, L.F..... 1907
Lawler, Robert P..... 1933-34
Leachman, John P..... 1946-47-48-49
Lebreux, Marc..... 2020-21
Lee, Andrew..... 1996
Lee, Charles B..... 1925-26-27-28
Lee, Harry (Capt.)..... 1952-53-54-55
Lee, Keith Lamont..... 1986-87-88-89
Lee, Sam Lile..... 1931-32-33
Lescanec, Loyde West..... 1977-78-79-80
Levine, Ryan..... 2011
Lewicki, Artie..... 2011-12-13-14
Lewis, Minor Botts..... 1930
Lile, M.C..... 1911-12-13-14
Limburg, Pete..... 1962
Limburg, Ronald..... 1960
Lindner, Michael David..... 1987-88-89-90
Linder, Steve..... 1991-92-93-94
Linker, Robert L..... 1958

Liskey, Keith A..... 1965-66-67
Lisle, Brett..... 2013-14
Lohr, Charles Michael..... 1958-59-60
Long, Maurice G., Jr..... 1930
Long, Michael Alan..... 1987-88-89-90
Lopez, Javier..... 1996-97-98
Lorick, Jeff..... 2007-08-09
Lowry, Christian..... 2015
Lucas, John W..... 1934
Lucas, Sean..... 2009
Lucido, Matt..... 2004
Luck, Samuel P, Jr. (Capt.)... 1932-33-34
Luina, Miguel..... 2002-03-04
Luse, Jan M..... 1969
Luther, James H..... 1925
Lutton, David..... 1995
Lynch, Daniel..... 2016-17-18
Lynch, David Wayne..... 1982-83-84-85

M
Mabe, Avery..... 2022-23
MacDonald, Alexander (Mgr.)..... 1912
MacFarland, Benjamin S..... 1935
Mackenzie, Charles G..... 1938
Macon, Barclay..... 2001
Madden, Kevin Michael (Capt.)... 1984-85
Maddux, H.C..... 1907-08
Mahood, Alexander M..... 1922
Mahood, C.D..... 1918-19-20-21
Male, Evan James..... 1935-36-37
Malloy, Robert William..... 1983-84-85-86
Malone, Scott Patrick..... 1989-90
Mangum, Charles (Capt.) . 1977-78-79-80
Maphis, Sam W..... 1924-25
Marchetti, Louis..... 1949-50
Marinak, Chris..... 1999-00-01-02
Marrale, Michael, Jr..... 1987-88
Marsh, Brandon..... 2006-07
Marshall, Samuel B..... 1939
Martin, Marion..... 1957-58
Martinsen, Hans Rolf..... 1989-90-91-92
Marvin, Robbin M. (Capt.)..... 1969-70-71-72
Marvin, Robbin..... 1999-00
Marwitz, David Bradley..... 1984-85-86
Maswie, Henry M, Jr..... 1962-63-64
Massimini, Michael Francis..... 1970
Mawyer, William Ivar, Jr..... 1976
Mayberry, Whit..... 2010-11-12-13-14
Mayer, Grant..... 2000
Maynard, Daniel Joseph (Capt.)... 1984-85
Mazurek, Marty..... 1995
McAlpine, Robert E (Mgr.)..... 1942
McAnaney, Pat..... 2005-06-07-08
McCall, J.E., Jr..... 1916-17-18
McCall, J.L..... 1919-20
McCann, William T..... 1939-40-41
McCarthy, Jake..... 2016-17-18
McCarthy, Joe..... 2013-14-15
McCleary, Shawn..... 1999-00-01-02
McClelland, Walter..... 1943
McCormick, Hugh D..... 1928
McCoy, Doug..... 1983
McCoy, John..... 1944
McCoy, Kallen..... 2001-02
McCoy, Thomas A..... 1923-24-25-26
McCrory, John Walter..... 1987-88-89
McDonald, Kevin Francis..... 1986-87-88
McGarry, Griff..... 2018-19-20-21
McGettigan, Brian..... 1994-95-96
McGee, Robert..... 1960
McGrane, Eric..... 1998-99-00
McGraw, James Albert (Mgr.)..... 1970-71
McGuire, John..... 1913
McKay, Cullen..... 2023
McKee, Tom (Mgr.)..... 1956-57
McKinley, Robert A..... 1942-43
McLaughlin, James, II (Capt.)... 1986-87
McMahon, Harry, Jr..... 1972-73-74
McMillan, Mark..... 1987-88-89-90
Meadows, Terry..... 1993-94-95-96
Meeks, Donald Marshall..... 1980-81-82
Meleski, Mark Stephen..... 1979-80-81
Melrose, J.T..... 1929
Melroy, Donald James..... 1990-91-92-93
Meola, Anthony Michael..... 1988
Meola, Jonathan..... 2016
Mercer, Richard Wayne..... 1983

Merchak, Daniel John..... 1969-70
Merical, Tom..... 1997-98
Merrill, Sereno..... 1940
Merritt, Charles W..... 1942
Messinger, Zach..... 2019-20-21
Metzger, Jon..... 1998-99-00
Meyer, Mack..... 2018
Miceli, Joe..... 2022
Michaels, Logan..... 2019-20-21
Mielat, Greg..... 2006-07-08
Mielziner, William Samuel..... 1929-30
Millen, Robert S..... 1930
Miller, C.Bradley..... 1982-83
Miller, Courtney Stuart..... 1984-85-86
Miller, James..... 1953-54
Miller, William..... 1955
Mitchell, Chace..... 2012
Mitchell, Mike..... 2004-05-06-07
Mitchell, Shawn..... 1991-92-93-94
Moon, Norman K. (Mgr.)..... 1958
Moore, Charles (Capt.)..... 1976-77-78-79
Moore, James Anthony..... 1990
Moore, J.S..... 1907-08-09
Moore, J.F. (Mgr.)..... 1912
Moore, Kalvin Edwin..... 1968
Moore, Matt..... 1992-93-94-95
Moore, Tony..... 1988-89-90
Moran, W.G., Jr..... 1919-20
Morey, Robert..... 2008-09-10
Morgenthaler, Scott..... 2003-04-05
Morris, Dewey..... 1958-59
Morris, Tanner..... 2018-19
Morton, J.W..... 1917-18
Moses, H..... 1907-08
Mount, M.B..... 1919
Moyer, James..... 1955-56-57
Moynihan, Matt (Mgr.)..... 2004-06
Mullmann, Ted M..... 1952-53
Muncy, James Lee..... 1986-87
Murdock, Noah..... 2017-18-19
Murray, James Kirtis, III..... 1983-84
Musser, Jeffrey Stefan..... 1979-80
Mustard, Joseph Carson..... 1936
Myers, Josh..... 2003-04-05-06
Myers, Timothy Robert..... 1987

N
Narleski, William (Capt.) . 1984-85-86-87
Nash, W.H. (Mgr.)..... 1911
Neeck, Brandon..... 2020-21-22
Neff, D.W..... 1912-13-14
Neighbors, Henry..... 1944-46
Newell, Chris..... 2020-21-22
Newlen, Carlton D..... 1947-48
Newmyer, Armand..... 1943
Newton, Robert..... 2001-02
Nichols, Frank P, Jr..... 1939-40
Nicholson, Bobby..... 2017-18
Nietopski, Jim..... 1982
Niskey, Brian Patrick..... 1989-90-91
Nistad, Peter J..... 1937-39
Noe, Charles W..... 1946-47-48-50
Northern, David..... 1952-53-54
Norwood, Steven Howard..... 1976-77-78
Novak, Justin..... 2015-16-17-18
Novick, Joe..... 2001
Nuckols, Bradley..... 1996-97-98-99

O
O'Connor, Chad..... 2010
O'Connor, Jack..... 2023
O'Donnell, Ethan..... 2023
O'Ferrall, Griff..... 2022-23
O'Neill, Barrett..... 2012
O'Sullivan, Kevin..... 1990-91
Oest, Trey..... 2013
Ortiz, Devin..... 2018-19-20-21-22
Ouellette, Ryan..... 2005
Owens, Stanley Hart..... 1968

P
Packer, Matt..... 2007-08-09
Paisley, Teddy..... 2017
Pallotta, Dean Allen..... 1973-74-75
Pallotta, Eugene Angelo..... 1973-74-75
Pandak, William M..... 1946-47-48-49
Papantonis, Andrew..... 2018

LETTERWINNERS

Papi, Mike2012-13-14
 Parker, Eric1993-94
 Parker, Jarrett.....2008-09-10
 Parker, Nick 2023
 Parker, Will2000-01
 Parrish, Robert R..... 1922-23-24-25
 Parrott, Robert1948-50
 Paschall, J.R.1915
 Patton, James1948-49-50
 Patton, James D., III1942-43-46
 Patton, Samuel J.1950
 Paulson, Louis George.....1967-68-69
 Pearson, W.H.1909-10
 Peebles, James E.....1961
 Peirce, Brooke (Mgr.) 1942
 Peizer, Jeremy Reis 1981
 Peltz, James Carnime 1944
 Percy, William A.....1960-61
 Pettway, W.B.1919-20-21
 Phillips, L.L.1914-15-16
 Phillips, Tom1948-49-50
 Pickford, R.H.....1910-11
 Pincavage, John V1964-65
 Pinder, J.B., Jr1931-32
 Pinder, Joseph W.....1937-38-39
 Pinero, Daniel2014-15-16
 Pohle, George1962
 Poindexter, William Green.....1934-36
 Pope, Claiborne McD. (Mgr.).....1936
 Poppert, David1999-00
 Poss, Charles E.1931-32-33
 Post, Mark1993-94-95-96
 Poutier, Robert (Capt.-2) .. 2005-07-08-09
 Powell, Bert1956-57
 Power, William B. (Capt.).....1958-59-60
 Price, Billy2019-20-21
 Priest, Mike2002-03
 Priftis, George (Capt.).....1980-81-82-83
 Pritchard, W.I.1918-19-20-21
 Proscia, Steven2009-10-11
 Purvis, Claude E., Jr1933

R
 Ragsdale, George2013
 Randolph, Middleton E.....1928-29
 Ranzetta, Timothy John.....1988-89
 Ratcliffe, Clyde1959
 ReDavid, Louis F1939
 Reed, Mayo (Mgr.)1955-56
 Reid, R.T. (Mgr. and Coach)1910-11
 Reifsnider, Travis2023
 Rentch, Bruce W1962-63-64
 Rephan, Daughtery (Mgr.).....1952
 Reusing, William R1960-61
 Reynolds, Mark2002-03-04
 Rice, L.L.1907
 Richard, Roy Williams (Capt.)1944-50
 Richardson, Ben.....1997-98
 Richardson, Cayman.....2017-18-19
 Riesenfeld, Andrew.....2000-01-02-03
 Riffe, Mark2008
 Rivell, Robert Richard1987-88-89-90
 Rivoli, Brendan2018-19-20-21
 Rixey, Eppa, Jr.1912-13-14
 Rixey, W.W.1917-18-19
 Roach, Melvin1952-53
 Roan, F.J.1911
 Roberts, Clarke1996-97-98
 Roberts, Jack2015-16-17
 Roberts, Will2009-10-11
 Robinson, Adam1994-95-96
 Robinson, Joe (Mgr.).....1948
 Robinson, Robby1994-95-96
 Roe, Shawn2004
 Rogers, John1954-55
 Rogers, Orlin (Capt.).....1933-34-35
 Rogers, W.E.1966
 Rohm, Blake2018
 Rosenberger, David.....2013-14-15-16
 Rothwell, S.S.1918
 Rourke, Stephen (Mgr.)1979
 Rowell, Joseph W (Capt.)1946-47
 Rubin, Justin2022-23
 Rueffert, Mark.....1998-99-00-01
 Rudd, Steven Kent1983-84-85
 Ruffin, Sidney M. (Mgr.)1939
 Rule, Jake2007-08
 Russell, Fred.....1957-59

Ruyak, Todd Eric.....1989-90-91-92
 Ryder, Jack1952

S
 Sammons, C. David (Capt.) .1986-87-88-89
 Sanchez, Cristian2020
 Sargent, George L1941
 Sargeant, James E. (Capt.)1939
 Saucke, Casey2022-23
 Savedge, Henry Kent1985-86-87
 Savino, Nate2020-21-22
 Sawrie, N.J.1907-08
 Sayer, Richard1960
 Sborz, Josh2013-14-15
 Scafuro, Albert O.1942
 Scaglione, John2006-07
 Schauer, Luke2021-22-23
 Schenk, Jonathan1996
 Schlim, Joseph Alexander1985-86
 Schoch, Stephen.....2020-21
 Schuett, Andrew M.1977-78-79
 Schultz, Robert F., Jr. (Capt.)1967-69
 Schulz, John R1946-49-50
 Schwab, John (Mgr.)1954
 Schwartz, Charles Frederick1935-36
 Schwimer, Michael.....2005-06-07-08
 Scott, Carter (Capt.)1962-63
 Seabolt, Charles F.1967-68
 Seabolt, Louie H., Jr1963-64
 Seabury, Beau.....2006-07
 Sebo, James Robert1970-71
 Seiler, Stuart Keith1987-88-89-90
 Sellers, Robert Scott1974-75
 Sekany, Jason1996
 Seward, Donnie1993-94-95-96
 Sexton, Thomas K1922
 Shambora, Tyler2016-17
 Sharff, Richard Lee.....1988-89-90
 Sheap, Christopher N. (Mgr.)1965
 Sheets, Roland Thayer.....1959-60-61
 Sherlock, Brian1995-96-97-98
 Shifflett, Mitchell.....2011-12
 Shoemaker, Tristan2022
 Shoor, Robert Murray.....1936
 Shore, Casey1990-91-92-93
 Shrout, Kevin1997-98-99-00
 Shulman, Harold1965
 Silverstein, Scott.....2009-11-12-13
 Simmons, Cameron2016-18-19
 Sippley, Frank (Capt.)1931-32
 Slaughter, Sean2004
 Sloan, Andrew MacKinnon.....1986
 Sloan, John Kirkpatrick1929-30
 Slutz, R.J.1994-95
 Smith, Alex2004-05-06-07
 Smith, Clifford (Capt.)1974-75-76-77
 Smith, Edward A. (Mgr.).....1960
 Smith, E.W.1915-16-17-18-19
 Smith, Pavin2015-16-17
 Smith, Ryan2008
 Smith, Walter C1939-40
 Smith, Wayne Stephen.....1980-81
 Smither, Kenneth William1980-81
 Snapp, Kent1991
 Snoddy, Eric1997-98
 Solan, Richard J1964-65
 Sousa, Bennett2015-16-17-18
 Spencer, William A.....1961-62
 Sperling, Evan2017-18-19-20
 Spigone, Richard C (Capt.)1969-70-71
 Spooner, Gabe2002-03
 Sposato, Peter Joseph.....1976-77-78-79
 Sroba, Joseph Peter1974-75
 Sroba, Stephen John, Jr.....1971-72-73
 Starr, Shooter2000-01-02-03-04
 Stearns, RN1919
 Steinburg, H.C.1931-32
 Stephan, Anthony2022-23
 Stephens, John W, Jr1928-29
 Stevens, Robert Matthew.....1983-84
 Stock, Kevin Alan1989-90-91-92
 Stickley, W.E.1914-15-16
 Stone, David1999-00-01-02
 Strain, Don1952
 Strange, John Allan1971
 Street, Dan1999-00-01-02
 Street, Matt2001-02-03-04-05
 Stuart, Steeter Stanley.....1990-91-92-93

Stull, Aaron.....2011
 Sullivan, Jimmy2020-21-22
 Susong, D.S.....1907-08
 Swab, Kenny2010-11
 Swanson, Allie2005-06
 Sweet, Stephen Chris2000-01-02-03
 Syer, John B1960-61
 Syrek, Adam Christopher.....1988-89

T
 Taglieri, Marc (Capt.)... 1991-92-93-94-95
 Talley, Daniel D., III (Mgr.).....1941
 Tanner, Daniel2003
 Tappen, Alex2018-19-20-21-22
 Tata, Robert1952-53
 Tate, Lawrence K.1962-63-64
 Tate, Robert1952
 Tavenner, Frank S., Jr.1922
 Taylor, Chris2010-11-12
 Taylor, Tazewell, Jr.....1919-20-21-22
 Tazewell, L.W. (Mgr.)1909
 Tedder, Jackson.....2017
 Teel, Aidan2023
 Teel, Kyle2021-22-23
 Tekker, Cameron.....2013-14
 Temple, Paul Richard1972
 Thais, Matt2014-15-16
 Thomas, Clayton Allen1981
 Thomas, Harry Lee, Jr (Capt.)1973-74-75-76
 Thomas, John1997-98-99-00
 Thomas, Paul Stanley1976-77-78-79
 Thompson, Gregory Dean.....1980
 Thompson, Jacob2006-07-08
 Thompson, Justin2009-10-11-12
 Thom, A.P.1909
 Thurman, A.G. III1917-18
 Timberlake, William, Jr (Capt.) 1959-60-61
 Tisdale, Joseph C., Jr1962-63-64
 Todd, David1936
 Tonas, Angelo2023
 Towns, Kenny2012-13-14-15
 Trotter, Tom (Mgr.).....1952-53
 Tuft, Colin2022-23
 Turnbull, Edward R.....1964-65-66
 Turner, Kenneth1953-54-55
 Turp, David H (Capt.)1944-50

U
 Umbach, Arnold William, III ...1986-87-88
 Umbach, Heath1991-92
 Underwood, Cecil1955-56

V
 Valdes, Franco2008-09-10
 Vance, Robert G., Jr1920-21
 Vasil, Mike2019-20-21
 Ventre, Adam2005
 Vernon, Roger1949
 Vest, Ryland H1963
 Veth, George Andrew1989
 Vick, Todd Whitfield1988
 Voigt, Paul Kenneth1977-78-79
 Vroman, Doug2000-01

W
 Waddell, Brandon2013-14-15
 Wade, Neal O., Jr1946-47-48-49
 Wagner, Craig Steven1970-73
 Walker, A.S., (Capt.).....1907-08-09
 Walker, C.C.1909
 Walsh, Charles M., III (Capt.) 1940-41-42
 Washington, James1991
 Watkins, John C1922
 Weber, Andy2016-17-18
 Wehrle, Robert E. (Mgr.).....1950
 Weiller, Jack.....2016-18-19
 Weinberg, Joseph Sidney1981
 Weisinger, Chester.....1952
 Wentz, Earle Russell.....1963
 Werman, Keith2009-10-11-12
 Werman, Kyle2001-02-03-04-05
 West, George F1942
 West, William, Jr (Capt.)... 1978-79-80-81
 White, Charles A1968-69
 White, C.M.1917-18
 White, J.L.1914-15-16-17
 White, Syd1953
 White, William Duval.....1972-73-74-75

Whitehead, Richard C1965-66-67
 Whitley, Reece (Capt.).....1957-59
 Whitten, Kyle.....2018-19-20-21
 Wilcox, James S., Jr1944
 Wilcox, Mack R., Jr1964-65
 Willey, John R.....1939-40-41
 Williams Charles Edward..1970-71-72-73
 Williams, Jonathan (Capt.) .1971-72-73-74
 Williams, "Lump" (Mgr.)1954-55
 Willis, Symmion.....1996
 Wilson, Johnnie.....1988-89-90-91
 Wilson, Thomas Patrick (Capt.)...1976-78
 Wilson, Riley2017-18-19
 Wilson, Tyler.....2008-09-10-11
 Wilson, William L1946
 Wiltshire, Richard W1941-42
 Wingfield, Patrick.....2005-06-07-08
 Winiarski, Cody2010-11
 Winn, Robert.....1949-50-51
 Withelder, Greg1998-99
 Witmer, C.A.1910-11
 Woodruff, Thomas2012-13-14-15
 Woodson, D.B., Jr1907
 Woolfolk, Jay2022-23
 Woolfolk, R.K.1919
 Word, Robert2000-01-02
 Word, W.E., Jr1915
 Wrenn, McDonald E.....1925-26-27-28
 Wright, Edward Henry.....1930
 Wright, John1959
 Wyant, Hunter1998-99-00-01
 Wyatt, Matt2020-21-22

Y
 Yarbrough, A. N1958
 Yates, William Gualerd.....1968
 Yevak, Thomas Edward1985-86-87
 Young, Austin2011-12-13-14

Z
 Zaikov, Craig1993-94-95-96
 Zawatski, Geoff1995-96
 Zdacewicz, Raymond.....1976-78
 Zehner, Charles L1953-54-55
 Zentgraf, Anthony Leo.....1975-76
 Zimmerer, Alan.....2001-02-03-04
 Zimmerman, Ryan2003-04-05
 Zucchelli, Ron1989-90-91-92