

VIRGINIA

2021 FOOTBALL FACT BOOK

TABLE OF CONTENTS

2-3	2021 Season Information	83	Record vs. All Opponents
4-5	Personnel Charts	84-87	Series Records vs. Opponents
6-7	Cavalier Roster By State	88-96	All-Time Results
8-11	Rosters	97	The Coaching Line
12-18	Head Coach Bronco Mendenhall	98	Virginia Homecoming Game Results
19-30	Assistant Coaches Bios	99-105	All-Time Lettermen
31	Graduate Assistants	106	Major Award Winners
32-42	2020 Statistics	107	Retired Numbers/Jerseys
43-47	2020 Game-by-Game Box Scores	108	Virginia's ACC Honors
48-49	The Last Time/UVA-Opponent	108-112	All-ACC Selections
50	2020 Honors	113-117	Virginia All-Americans
51	2020 Opponent Information	118-119	Academic Honors
52	2020 Opponent Schedules	120	ACC All-Academic
53-56	Rushing Record	121	Hall of Fame Inductees
57-60	Passing Records	122-23	Cavaliers in All-Star Games
61-62	Total Offensive Records	124-25	Bowl History
63-66	Receiving Records	126-130	Cavaliers in the Pros
67-68	All-Time Scoring Records	131	Cavaliers in the Super Bowl
69	Kick Off Return Records	132-33	All-Time Draft Picks
70	Punt Return Records	134-35	Scott Stadium
71-72	All Purpose Yards	136-37	George Welsh Indoor Facility
73	Punting Records	138-39	Administration
74-75	Interception Records	140-42	Senior Staff
76-77	Defensive Records	143	Media Information
78-79	Team Records	144	Get ACC Network
80	The Longest Plays		
81-82	Year-by-Year Statistics		

2021 VIRGINIA FOOTBALL INFORMATION

A QUICK LOOK AT VIRGINIA

Location	Charlottesville, Va. 22904
Founded	1819 by Thomas Jefferson
Enrollment	25,642 (Undergraduate 17,314)
President	Dr. James E. Ryan
Athletics Director	Carla Williams
Faculty Athletics Rep	Carrie M. Heilman
Nicknames	Cavaliers, Wahoos, 'Hoos
Mascot	Cavalier
Colors	Orange and Blue
Song	Good Old Song
Affiliations	NCAA, Division I FBS
Conference	Atlantic Coast Conference (Coastal Division)

2021 COACHING STAFF

Bronco Mendenhall.....	Head Coach
Robert Anae.....	Offensive Coordinator/Inside Receivers/Tight Ends
Ricky Brumfield.....	Special Teams Coordinator/Cornerbacks
Nick Howell.....	Defensive Coordinator/Secondary
Kelly Poppinga.....	Co-Defensive Coordinator/Linebackers
Mark Atuaia.....	Running Backs
Jason Beck.....	Quarterbacks
Marques Hagans.....	Wide Receivers
Shane Hunter.....	Safeties
Clint Sintim.....	Defensive Line
Garett Tujague.....	Offensive Line
Charles Mack.....	Graduate Assistant (Defense)
Chris Peace.....	Graduate Assistant (Defense)
Joe Spaziani.....	Graduate Assistant (Offense)
Donte Wilkins.....	Graduate Assistant (Defense)

STADIUM

Stadium Complex	Carl Smith Center, Home of David A. Harrison, III Field at Scott Stadium
Official Capacity	61,500
Largest Crowd	64,947 - Aug. 30, 2008 (USC 52, UVA 7)
Playing Surface	Prescription Athletic Turf
Total Games Played at Site	483
All-Time Stadium Record	277-194-12 (.585921)
First Game at Site	Oct. 15, 1931 (VMI 18, UVA 3)

SOCIAL MEDIA • #GOHOOS • #THESTANDARD

Twitter	@UVAFootball @UVACoachBronco @VirginiaSports
Instagram	@UVAFootball @VirginiaSports
Facebook	VirginiaFootball VirginiaCavaliers

FOOTBALL INFORMATION

2020 Record.....	5-5
ACC Record (Finish).....	4-5 (9th)
Bowl Game.....	Opted Out
Starters Returning.....	17 (10 on offense, 7 on defense, plus long snapper)
Starters Lost.....	9 (3 on offense, 6 on defense, plus punter/holder and placekicker)
Lettermen Returning.....	48 (20 offense, 24 defense, 4 specialists)
Lettermen Lost.....	22 (8 offense, 11 defense, 3 specialist)
Offensive Alignment.....	Multiple Formation
Defensive Alignment.....	3-4

COACH BRONCO MENDENHALL

Seasons.....	2016-present (2021 will be his 6th season at UVA)
UVA Record.....	30-32 (five seasons)
Overall Career Head Coaching Record.....	129-75 (.632) 204 games
Career Conference Record.....	57-32 (.640) 89 games
Career vs. Non-Conference Opponents.....	72-42 (.632) 114 games
Career Record in Bowl Games.....	7-7 (.500) 14 games
Twitter.....	@UVACoachBronco

PROGRAM HISTORY

First Year of Football.....	1888 (2021 will be the 132nd season)
Total Number of Games.....	1,339
All-Time Record.....	673-618-48
Winning Seasons.....	72
Losing Seasons.....	50
.500 Seasons.....	9

UVA ATHLETICS MEDIA RELATIONS

Main Office Phone.....	(434) 982-5500
Fax.....	(434) 982-5525
Scott Stadium Press Box.....	(434) 296-5910/295-2453
Assistant AD for Media Relations.....	Jim Daves
Office Phone.....	(434) 243-2467
Cell Phone.....	(434) 962-7668
E-mail Address.....	jimdaves@virginia.edu
Twitter.....	@JimDaves
Primary Contact for Football.....	Scott Fitzgerald
Office Phone.....	(434) 982-5533
Cell Phone.....	(908) 246-6818
E-mail Address.....	s.fitzgerald@virginia.edu
Twitter.....	@ScottFitz11
Media Relations Mailing Address.....	P.O. Box 400853 Charlottesville, VA 22903-4853
Overnight Package Delivery.....	295 Massie Road Charlottesville, VA 22904



WAYNE TAULAPAPA



2020 VIRGINIA RESULTS

Date	Opponent	Result
Sept. 26	DUKE* (ACCN)	W/38-20
Oct. 3	at Clemson *(ACCN)	L/23-41
Oct. 10	NC STATE* (ACCN)	L/21-38
Oct. 17	at Wake Forest* (ACCN)	L/23-40
Oct. 24	at Miami* (ACCN)	L/14-19
Oct. 31	NORTH CAROLINA* (ACCN)	W/44-41
Nov. 14	LOUISVILLE* (ACCN)	W/31-17
Nov. 21	ABILENE CHRISTIAN (RSN)	W/55-15
Dec. 5	BOSTON COLLEGE* (RSN)	W/43-32
Dec. 12	at Virginia Tech* (ACCN)	L/15-33

* - Denotes ACC game
Home games are **Bold**

2021 VIRGINIA SCHEDULE

Date	Opponent	Series Record
Sept. 4	WILLIAM & Mary	UVA leads, 30-6-1
Sept. 11	ILLINOIS	Illinois leads, 2-0
Sept. 18	at North Carolina*	UNC leads, 63-58-4
Sept. 24 (Fri.)	WAKE FOREST*	UVA leads, 34-16
Sept. 30 (Thurs.)	at Miami*	MIA leads, 11-7
Oct. 9	at Louisville*	UL leads, 5-4
Oct. 16	DUKE*	UVA leads, 39-33
Oct. 23	GEORGIA TECH*	GT leads, 21-20-1
Oct. 30	at BYU	UVA leads, 3-2
Nov. 13	NOTRE DAME	ND leads, 3-0
Nov. 20	at Pitt*	Pitt leads, 8-4
Nov. 27	VIRGINIA TECH*	VT leads, 59-38-5
Dec. 4	ACC Championship (Charlotte, N.C.)	

* - Denotes ACC game
Home games are **Bold**
All games are listed as ET

2021 PERSONNEL CHART

LETTERMEN RETURNING (48)

OFFENSE (20, 10 STARTERS)

Pos.	Name	Yr.	Ht.	Wt.
TB	Mike Hollins*	So.	5-9	200
	Wayne Taulapapa****	Sr.	5-9	200
WR	Jaylon Baker**	Jr.	6-2	175
	Lavel Davis Jr.*	So.	6-7	210
	Ra'Shaun Henry*	Sr.^	6-3	190
	Billy Kemp IV**	Sr.	5-9	175
	Hayden Mitchell**	Sr.	5-11	190
	Ugo Obasi*	Jr.	6-0	195
	Dontayvion Wicks*	So.	6-1	205
	Brennan Armstrong*	Jr.	6-2	215
QB/WR	Keytaon Thompson*	Sr.	6-4	215
TE	Grant Misch**	Jr.	6-4	250
C	Olusegun Oluwatimi**	Sr.	6-3	305
OG	Joe Bissinger**	Jr.	6-4	310
	Chris Glaser****	Sr.^	6-4	300
OT	Derek Devine*	Jr.	6-6	280
	Bobby Haskins****	Sr.	6-7	285
	Jonathan Leech*	So.	6-4	270
	Ryan Nelson***	Sr.	6-6	325
	Ryan Swoboda****	Sr.	6-10	300

DEFENSE (24, 7 STARTERS)

Pos.	Name	Yr.	Ht.	Wt.
DE	Mandy Alonso****	Sr.^	6-2	290
	Adeeb Atariwa*	Sr.^	6-3	280
	Tommy Christ**	Sr.	6-5	280
DT	Aaron Faumui**	Jr.	6-1	280
	Jahmeer Carter*	So.	6-2	305
	Jordan Redmond*	So.	6-0	290
ILB	Josh Ahern*	So.	6-3	230
	T.C. Harrison**	So.	6-2	225
OLB	Nick Jackson**	So.	6-1	225
	Elliott Brown***	Sr.^	6-5	225
	Jairus Satiu*	So.	6-2	200
	Hunter Stewart*	So.	6-2	240
	Noah Taylor***	Jr.	6-5	215
DB	Chayce Chalmers*	So.	6-2	215
	Antonio Clary**	Jr.	6-0	200
	Jake Dewease*	So.	6-0	205
	Tenyeh Dixon*	So.	5-11	185
	Perris Jones**	So.	5-8	175
	Coen King*	Jr.	6-0	190
CB	Joseph White**	Jr.	6-1	180
	Darrius Bratton***	Sr.	6-1	200
	Nick Grant****	Sr.^	6-3	200
FS	Joey Blount****	Sr.^	6-2	205
SS	De'Vante Cross****	Sr.^	6-2	215

SPECIALISTS (4)

Pos.	Name	Yr.	Ht.	Wt.
LS	Danny Caracciolo*	Sr.^	5-11	230
	Lee Dudley*	So.	6-0	210
	Tucker Finkelston*	Jr.	5-11	230
PK	Justin Duenkel*	So.	5-11	195

^ Denotes player using extra COVID-19 year from NCAA

LETTERMEN LOST (22)

OFFENSE (8, 3 STARTERS)

Pos.	No.	Name	Yr.	Ht.	Wt.
WR	13	Terrell Jana****	Sr.	6-1	190
	88	Tavares Kelly Jr.***	Sr.@	5-8	160
	80	Jalen Harrison*	Sr.	6-3	210
	33	Darnell Pratt*	Sr.^	6-2	185
	79	Dillon Reinkensmeyer****	Sr.	6-6	300
TE	87	Tony Poljan*	Sr.	6-7	265
RB	31	Shane Simpson*	Sr.	5-11	211
QB	36	Lindell Stone*	Sr.	6-0	240

^ Enrolled at Towson for final year of eligibility
@ Medical

DEFENSE (11, 6 STARTERS)

Pos.	No.	Name	Yr.	Ht.	Wt.
DE	16	Richard Burney****	Sr.	6-4	275
	46	Andrew Yavinsky*	Sr.	6-1	265
DT	99	Jowon Briggs**	Jr.&	6-1	295
ILB	22	Rob Snyder***	Sr.	6-2	240
	0	Zane Zandier****	Sr.	6-3	230
OLB	44	Dre Bryant**	Sr.	6-1	230
	56	Matt Gahm***	Sr.	6-3	240
	11	Charles Snowden****	Sr.	6-7	235
CB	23	Heskin Smith**	Sr.%	5-11	175
S	28	Brenton Nelson****	Sr.	5-11	185
	30	D'Angelo Amos*	Sr.	6-1	185

& Enrolled at Cincinnati for final two years of eligibility
% Enrolled at Kent State for final year of eligibility

SPECIALISTS (3)

Pos.	No.	Name	Yr.	Ht.	Wt.
PK	26	Brian Delaney****	Sr.	5-10	200
	96	A.J. Mejia**	Jr.	5-8	185
P/HOLD	81	Nash Griffin****	Sr.	6-2	225

*-indicates letters earned

2020 starters in **bold**

Players listed alphabetically



STARTERS

Offensive Players With Starting Experience Returning (15)

Name, Pos.	'16	'17	'18	'19	'20	Career	Streak
Ryan Nelson, OT	*	*	13	14	10	37	37
Chris Glaser, OG	*	2	7	13	10	32	11
Olusegun Oluwatimi, C	*	*	*	13	10	23	20
Wayne Taulapapa, TB	*	*	*	12	8	20	1
Ra'Shaun Henry, WR	*	2\$	0\$	12\$	2	16	-
Ryan Swoboda, OT	*	*	1	3	10	14	10
Bobby Haskins	*	*	*	13	0	13	-
Billy Kemp IV, WR	*	*	0	2	9	11	5
Brennan Armstrong, QB	*	*	0	0	9	9	6
Lavel Davis Jr., WR	*	*	*	*	7	7	4
Keytaon Thompson, WR	*	1!	1!	0!	4	6	2
Grant Misch, TE	*	*	1^	0	3	4	-
Tavares Kelly, WR	*	*	2	1	1	4	-
Joe Bissinger, OG	*	*	*	0	3	3	3
Jaylon Baker, WR	*	*	*	1	0	1	-

* did not play Note: Some starts may be at positions other than the ones listed.
 ^ - starts while playing defense
 \$ - starts while playing at St. Francis (Pa.)
 ! - starts while playing at Mississippi State

Offensive Players With Starting Experience Lost (6)

Name, Pos.	'16	'17	'18	'19	'20	Career	Streak
Dillon Reinkensmeyer, OG	*	11	13	13	7	44	-
Tony Poljan, TE	*	0	5@	12@	8	25	3
Terrell Jana, WR	*	1	2	10	7	20	-
Shane Simpson, TB	7!	0!	12!	3!	1	23	-
Lindell Stone, QB	*	0	0	0	1	1	-
Tyler Fannin, C	*	*	*	1	0	1	-

* did not play Note: Some starts may be at positions other than the ones listed.
 @ - starts while playing at Central Michigan
 ! - starts while playing at Towson

Defensive Players With Starting Experience Returning (14)

Name, Pos.	'16	'17	'18	'19	'20	Career	Streak
Adeeb Atariwa, DE	*	0	8%	15%	5	28	5
Mandy Alonso, DE	*	4	5	9	9	27	8
De'Vante Cross, FS	*	*	1	14	10	25	24
Nick Grant, CB	*	*	*	14	10	24	24
Joey Blount, FS	*	1	5	11	5	22	2
Noah Taylor, OLB	*	*	*	10	9	19	1
Nick Jackson, OLB	*	*	*	2	10	12	11
Aaron Faumui, DT	*	*	4	5	0	9	-
Jordan Redmond, NT	*	*	5	0	2	7	2
Darius Bratton, CB	*	*	5	0	0	5	-
Coen King, S	*	*	0	0	4	4	4
Antonio Clary, S	*	*	*	0	3	3	-
Tommy Christ, DE	*	*	3^	0	0	3	-
Elliott Brown, OLB	*	0	0	0	1	1	-

* did not play Note: Some starts may be at positions other than the ones listed.
 ^ - starts while playing offense

Defensive Players With Starting Experience Lost (8)

Name, Pos.	'16	'17	'18	'19	'20	Career	Streak
Charles Snowden, OLB	*	*	13	14	8	35	-
Brenton Nelson, FS	*	13	12	5	4	34	-
D'Angelo Amos, S	*	0	13%	15%	5	33	-
Zane Zandier, LB	*	0	8	14	10	31	24
Richard Burney, DE	0	3'	3	6	5	17	-
Matt Gahm, OLB	*	0	0	4	2	6	2
Rob Snyder, ILB	0	0	6	0	0	6	-
Heskin Smith, CB	*	*	*	3	0	3	-

* did not play Note: Some starts may be at positions other than the ones listed.

WHAT RETURNS BY PERCENTAGE

Rushing Yards	83.8
Passing Yards	81.5
Receiving Yards	60.1
Receptions	56.1
Punt Return Yards	100.0
Kickoff Return Yards	18.2
Scoring	58.6
Total Offense	81.6
All-Purpose Yards	65.6
Field Goals	0.0
Punting Yards	0.0
Tackles	59.4
Tackles for Loss	45.1
Sacks	31.3
Fumble Recoveries	85.7
Interceptions	63.6
Passes Broken Up	64.5
Turnovers Forced	72.2

UVA BY CLASS

GRADUATES (4)

RB Devin Darrington, P Jacob Finn, CB Josh Hayes, WR Artie Henry

SENIORS (22)

DE Mandy Alonso, DL Adeeb Atariwa, FS Joey Blount, CB Darius Bratton, OLB Elliott Brown, LS Danny Caracciolo, DE Tommy Christ, DB Joe Comer, FS De'Vante Cross, OG Chris Glaser, CB Nick Grant, OT Bobby Haskins, WR Ra'Shaun Henry, WR Hayden Mitchell, OT Ryan Neson, C/OG Olusegun Oluwatimi, OT Ryan Swoboda, TB Wyane Taulapapa, OLB Noah Taylor, QB/WR Keytaon Thompson, RB Ronnie Walker Jr.

JUNIORS (23)

QB Brennan Armstrong, WR Jaylon Baker, LB Chico Bennett Jr., OG Joe Bissinger, DB Antonio Clary, WR Josh Clifford, OT Derek Devine, DT Aaron Faumui, LS Tucker Finkelston, ILB T.C. Harrison, ILB Nick Jackson, DB Anthony Johnson, CB Perris Jones, OT Jack Keenan, DB Coen King, SS Darren Klein, TE Grant Misch, PK Hunter Pearson, NT Jordan Redmond, DL Samson Reed, DB Joseph White, TE Jelani Woods

SOPHOMORES (28)

ILB Josh Ahern, OG Kariem Al Soufi, WR Nathaniel Beal III, DL Jahmeer Carter, DB Chayce Chalmers, DB Fentrell Cypress II, WR Lavel Davis Jr., DB Jake Dewease, DB Tenyeh Dixon, LS Lee Dudley, K, Justin Duenkel, P Brendan Farrell, RB Mike Hollins, WR Zack Kindel, TE Mike Kosar, OT, Johathan Leech, DL Nusi Malani, CB Sean Moore, OLB D'Sean Perry, WR Jared Rayman, OLB Jaius Satiu, DE Ben Smiley III, WR Demick Starling, OLB Hunter Stewart, OG Zachary Teter, WR Luke Wentz, WR Dontayvion Wicks, TE Sackett Wood Jr.

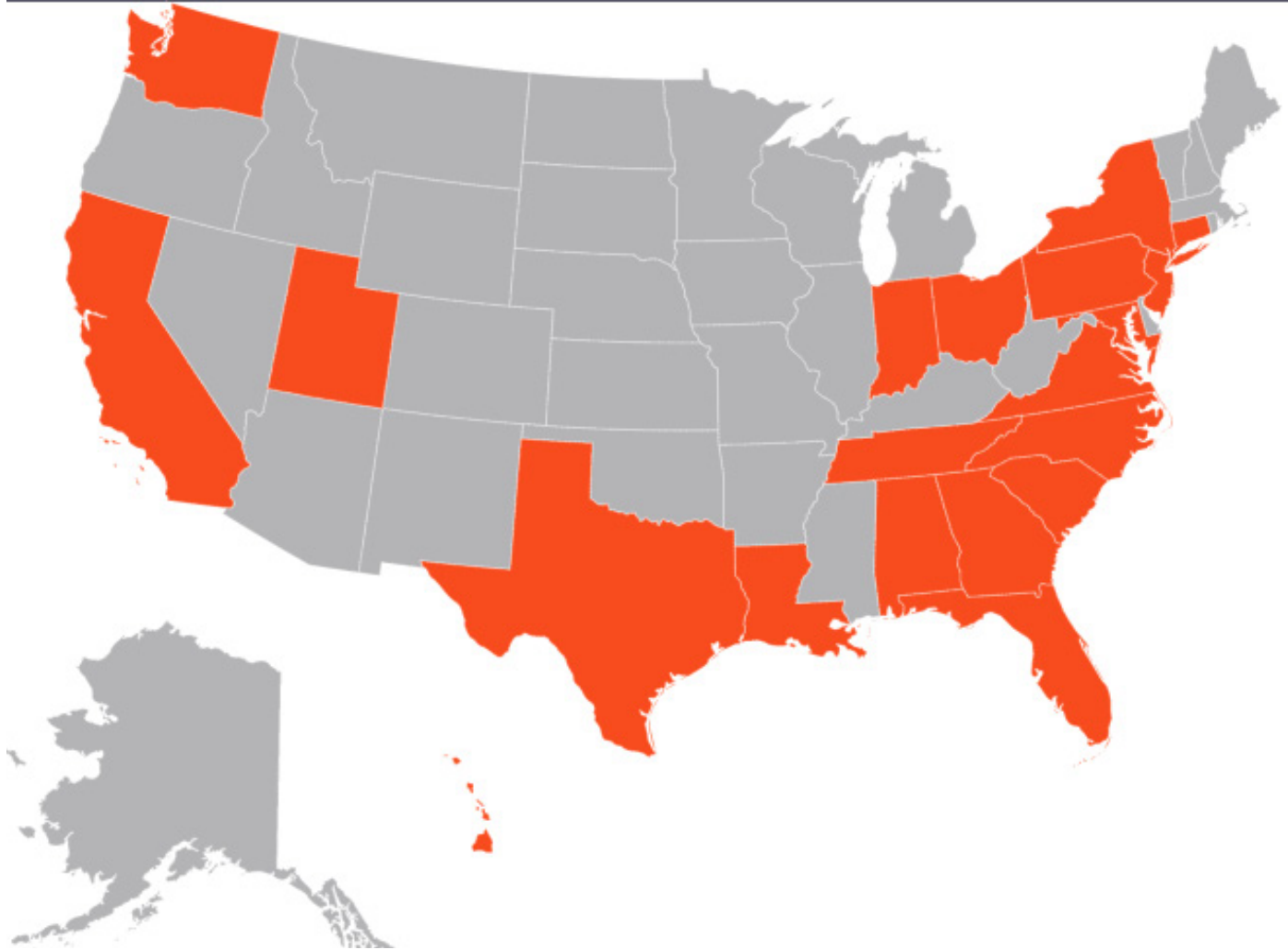
REDSHIRT FRESHMEN (16)

DL Olasunkonmi Agunloye, QB Iraken Armstead, RB Chris Barfield, DE Sam Bond, LB Sam Brady, DB Elijah Gaines, ILB Jack Hardy, DB Dave Herard, LB Jonathan Horton, DB Donovan Johnson, OL Jestus Johnson III, OT Colby McGhee, DE Nate Morris, TE Joshua Rawlings, OLB Brayden Sheffer

FRESHMEN (34)

LB Ryan Attaway, DB Javin Burke, LS Luke Byrne, DL Bryce Carter, ILB Kendall Cross, WR Ethan Davies, WR, Jesiah Davis, DL Michael Diatta, TE Henry Duke, WR Malachi Fields, RB Amaad Foston, OL Ty Furnish, DB Micah Gaffney, OLB Mike Green, OLB Joseph Holland, OLB James Jackson, OL Noah Josey, C, Joey Kagel, OL Grant Lanham, DL, Hugh Laughlin, DB Langston Long, OLB Josh McCarron, OL Charlie Patterson, QB Jacob Rodriguez, DB Ryan Aidan, DB Jonas Sanker, DB William Simpkins III, OL Logan Taylor, WR Dillon Tennyson, DL Terry Lorenz, ILB West Weeks, DE Andrew Williams, TE Jack Witmer, WR Jay Woolfolk

2021 CAVALIERS BY STATE AND HOMETOWN



PLAYER	HOMETOWN	HIGH SCHOOL
Alabama (1)		
Micah Gaffney	Spanish Fort	Spanish Fort
California (2)		
Nusi Malani	San Bruno	Junipero Serra
Ryan Nelson	Buena Park	Buena Park
Connecticut (1)		
Bobby Haskins	Fairfield	The Hun School (N.J.)
District of Columbia (1)		
Tenyeh Dixon	Washington	Woodson
Florida (12)		
Mandy Alonso	Miami	Gulliver Prep
Antonio Clary	Jacksonville	Sandalwood
Jacob Finn	Jacksonville	Paxon
Josh Hayes	Lakeland	Lake Gibson
Artie Henry	Sarasota	Booker
Dave Herard	Fort Lauderdale	Stranahan
Anthony Johnson	Coconut Creek	Chaminade-Madonna Prep
Sean Moore	Cutler Bay	Gulliver Prep

D'Sean Perry	Miami	Gulliver Prep
Jordan Redmond	Kissimmee	Osceola
Ryan Swoboda	Windermere	Windermere Prep
Zachary Teter	Lakeland	Lake Gibson
Georgia (14)		
Ryan Attaway	Milton	Blessed Trinity Catholic
Joey Blount	Atlanta	Landmark Christian
Joe Comer	Decatur	Cedar Grove
Brendan Farrell	Dunwoody	Marist School
Amaad Foston	Milledgeville	John Milledge Academy
Ty Furnish	Woodstock	Blessed Trinity Catholic
T.C. Harrison	Lawrenceville	Collins Hill
Nick Jackson	Atlanta	The Lovett School
Hugh Laughlin	Athens	Athens Academy
Jonathan Leech	Hoschton	Mill Creek
Charlie Patterson	Roswell	Fellowship Christian
Jared Rayman	Atlanta	Pace Academy
West Weeks	Watkinsville	Oconee County
Jelani Woods	Ellenwood	Cedar Grove
Hawaii (3)		
Aaron Faumui	Kapolei	Kapolei
Samson Reed	Laie	Kahuku
Wayne Taulapapa	Honolulu	Punahou



PLAYER HOMETOWN HIGH SCHOOL

Indiana (1)

Iraken Armstead South Bend Adams

Louisiana (5)

Mike Hollins Baton Rouge University Lab
 Jonathan Horton Baton Rouge Scotlandville Magnet
 Donovan Johnson Harvey Helen Cox
 Keytaon Thompson New Orleans Landry-Walker
 Dontayvion Wicks Plaquemine Plaquemine

Maryland (9)

Elliott Brown Odenton Flowers
 Jahmeer Carter Severn Archbishop Spalding
 Devin Darrington Forest Hill The Bullis School
 Tucker Finkelston Clarksville River Hill
 Jestus Johnson III Laurel Gonzaga
 Ugo Obasi Baltimore Milford Mill Academy
 Olusegun Oluwatimi Upper Marlboro DeMatha Catholic
 William Simpkins III Gaithersburg Quince Orchard
 Noah Taylor Silver Spring Avalon School

New Jersey (1)

Sam Bond Fredon Blair Academy

New York (2)

Olasunkonmi Agunloye Lindenhurst Lindenhurst
 Elijah Gaines Queens Episcopal (Va.)

North Carolina (2)

Sam Brady Lincolnton North Lincoln
 Jesiah Davis Huntersville Hough

Ohio (3)

Brennan Armstrong Shelby Shelby
 Chris Glaser Solon Solon
 Grant Lanham Cincinnati Indian Hill

Pennsylvania (2)

De'Vante Cross Allentown Parkland
 Derek Devine Pittsburgh North Allegheny

South Carolina (3)

Fentrell Cypress Rock Hill Northwestern
 Lavel Davis Jr. Dorchester Woodland
 Hunter Pearson Seneca Seneca

Tennessee (5)

Jaylon Baker Chattanooga Baylor School
 Javin Burke Cleveland Bradley Central
 Michael Diatta Antioch Can Ridge
 Noah Josey Brentwood Brentwood Academy
 Demick Starling Nashville East Nashville Magnet

Texas (5)

Nathaniel Beall III Houston Strake Jesuit
 Joe Bissinger Houston Memorial
 Ra'Shaun Henry Killeen Copperas Cove
 Jacob Rodriguez Wichita Falls Rider
 Jack Witmer Cypress Cy-Fair

Utah (1)

Jarius SSatiu Lehi Skyridge/Fork Union Military Academy

PLAYER HOMETOWN HIGH SCHOOL

Virginia (49)

Josh Ahern Burke Lake Braddock
 Adeeb Atariwa Sterling Dominion
 Chris Barfield Richmond L.C. Bird
 Chico Bennett Jr. Ashburn Battle Ground Academy (Tenn.)
 Darius Bratton Roanoke Fleming
 Luke Byrne McLean Bishop O'Connell
 Danny Caracciolo Centreville Paul VI
 Bryce Carter South Chesterfield Life Christian Academy
 Chayce Chalmers Gainesville Stonewall Jackson
 Tommy Christ Sterling Dominion
 Josh Clifford Salem Glenvar
 Kendall Cross Chesterfield Clover Hill
 Ethan Davies Fairfax West Springfield
 Jake Dewease Daleville Lord Botetourt
 Lee Dudley Richmond Woodberry Forest
 Justin Duenkel Great Falls Flint Hill School
 Henry Duke Henrico Mills E. Godwin
 Malachi Fields Keswick Monticello
 Nick Grant Spotsylvania Courtland
 Mike Green Williamsburg Lafayette
 Jack Hardy Fredericksburg James Monroe
 Joseph Holland Culpepper Culpepper County
 James Jackson Pulaski North Cross
 Luke Johnson Annandale The Preddie School (N.J.)
 Perris Jones Alexandria Episcopal
 Joey Kagel Virginia Beach Catholic
 Jack Keenan Arlington Gonzaga College
 Billy Kemp IV Highland Springs Highland Springs
 Zack Kindel Stafford Colonial Forge
 Coen King Culpeper Eastern View
 Darren Klein Crozet Western Albemarle
 Mike Kosar Woodbridge Saint John Paul the Great
 Langston Long Woodbridge Christ School (N.C.)
 Colby McGhee Orange Orange County
 Grant Misch Sterling Potomac Falls
 Hayden Mitchell Richmond St. Christopher's
 Nate Morris Glen Allen Glen Allen
 Aidan Ryan Fredericksburg James Monroe
 Jonas Sanker Charlottesville The Covenant School
 Brayden Sheffer West Point West Point
 Ben Smiley III Chesapeake Indian River
 Hunter Stewart Alexandria Gonzaga
 Dillon Tennyson Chesterfield Benedictine College Prep
 Lorenz Terry Sandston Varina/Fork Union Military Academy
 Ronnie Walker Jr. Hopewell Hopewell
 Joseph White Virginia Beach Landstown
 Andrew Williams Fredricksburg James Monroe
 Sackett Wood Jr. Lynchburg E.C. Glass
 Jay Woolfolk Chesterfield Benedictine College Prep

Washington (1)

Josh McCarron Mukilteo Archbishop Murphy

INTERNATIONAL

Canada - Nova Scotia (1)

Logan Taylor Bridgewater Episcopal High School (Va.)

Germany (2)

Kariem Al Soufi Paderborn Friedrich-Spree Gesamtschule
 Luke Wentz Troisdorf Reismann-Gymnasium

2021 VIRGINIA NUMERICAL ROSTER

No	Name	Pos	Ht	Wt	Yr	Hometown	High School/Previous School
0	Jelani Woods	TE	6-7	265	3	Ellenwood, Ga.	Cedar Grove/Oklahoma State
1	Nick Grant****	CB	6-1	190	4	Spotsylvania, Va.	Courtland
2	De'Vante Cross****	S	6-2	215	4	Allentown, Pa.	Parkland
2	Ra'Shaun Henry*	WR	6-3	185	4	Killeen, Texas	Copperas Cove/St. Francis (Pa.)
3	Anthony Johnson	DB	6-1	195	3	Coconut Creek, Fla.	Chaminade-Madonna Prep/Louisville
3	Dontayvion Wicks*	WR	6-1	205	2	Plaquemine, La.	Plaquemine
4	Elliott Brown***	OLB	6-5	240	4	Odenton, Md.	Flowers/Taft School (Conn.)
4	Billy Kemp IV**	HB	5-9	175	4	Highland Springs, Va.	Highland Springs
5	Brennan Armstrong*	QB	6-2	215	3	Shelby, Ohio	Shelby
5	Chayce Chalmers*	DB	6-2	210	2	Gainesville, Va.	Stonewall Jackson
6	Nick Jackson**	LB	6-1	240	3	Atlanta, Ga.	The Lovett School
7	Mike Hollins*	RB	5-9	210	2	Baton Rouge, La.	University Lab
7	Noah Taylor***	OLB	6-5	235	4	Silver Spring, Md.	Avalon School
8	Darrius Bratton***	CB	6-1	195	4	Roanoke, Va.	Fleming/Fork Union Military Academy
9	Coen King*	DB	6-0	200	3	Culpeper, Va.	Eastern View
10	Ben Smiley III	DE	6-4	270	2	Chesapeake, Va.	Indian River
11	Iraken Armstead	QB	6-3	215	1*	South Bend, Ind.	Adams
13	Jared Rayman	QB	6-2	190	2	Atlanta, Ga.	Pace Academy
13	Hunter Stewart*	OLB	6-2	230	2	Alexandria, Va.	Gonzaga College
14	Antonio Clary**	DB	6-0	200	3	Jacksonville, Fla.	Sandalwood
15	Perris Jones**	CB	5-8	180	3	Alexandria, Va.	Episcopal
16	Jacob Finn	P	6-4	205	4	Jacksonville, Fla.	Paxon School/Florida
16	Jay Woolfolk	QB	5-11	200	1	Chesterfield, Va.	Benedictine
17	Demick Starling	WR	6-0	190	2	Nashville, Tenn.	East Nashville Magnet
18	Hayden Mitchell**	WR	6-0	195	4	Richmond, Va.	St. Christopher's
19	Olasunkonmi Agunloye	DL	6-6	280	1*	Lindenhurst, N.Y.	Lindenhurst
20	Jonas Sanker	DB	6-0	210	1	Charlottesville, Va.	The Covenant School
21	Wayne Taulapapa***	RB	5-9	210	4	Laie, Hawaii	Punahou
22	Elijah Gaines	DB	6-2	200	1*	Queens, N.Y.	Episcopal (Va.)
23	Fentrell Cypress II	DB	5-11	180	2	Rock Hill, S.C.	Northwestern
25	Joseph White*	DB	6-1	180	3	Virginia Beach, Va.	Landstown
26	Devin Darrington	RB	5-9	215	4	Forest Hill, Md.	The Bullis School/Harford
27	Jaylon Baker	WR	6-2	175	3	Chattanooga, Tenn.	Baylor School
27	Langston Long	DB	6-2	215	1	Woodbridge, Va.	Christ School (N.C.)
28	Josh Ahern	ILB	6-3	235	2	Burke, Va.	Lake Braddock
29	Joey Blount****	FS	6-2	195	4	Atlanta, Ga.	Landmark Christian
30	James Jackson	OLB	6-3	220	1	Pulaski, Va.	North Cross
31	Mike Green	OLB	6-4	225	1	Williamsburg, Va.	Lafayette
32	Ronnie Walker Jr.	RB	5-11	210	4	Hopewell, Va.	Hopewell/Indiana
33	West Weeks	ILB	6-2	220	1	Watkinsville, Ga.	Oconee County
34	Amaad Foston	RB	6-0	210	1	Milledgeville, Ga.	John Milledge Academy
34	Donovan Johnson	DB	6-2	200	1*	New Orleans, La.	Helen Cox
36	Joe Comer	DB	5-10	180	4	Decatur, Ga.	Cedar Grove/Louisville
37	Darren Klein	S	6-0	200	3	Crozet, Va.	Western Albemarle
39	Dave Herard	DB	6-0	195	1*	Fort Lauderdale, Fla.	Stranahan
41	D'Sean Perry	OLB	6-3	225	2	Miami, Fla.	Gulliver Prep
44	Sackett Wood Jr.	TE	6-3	250	2	Lynchburg, Va.	E.C. Glass
45	Nusi Malani	DL	6-6	275	2	San Bruno, Calif.	Junipero Serra
47	T.C. Harrison**	ILB	6-2	240	3	Lawrenceville, Ga.	Collins Hill
50	Tommy Christ**	OT	6-5	300	4	Sterling, Va.	Dominion
51	Ty Furnish	OL	6-4	240	1	Woodstock, Ga.	Blessed Trinity Catholic
52	Joe Bissinger**	OG	6-4	320	3	Houston, Texas	Memorial
53	Brendan Farrell	P	5-11	205	2	Dunwoody, Ga.	Marist School
54	Ryan Nelson***	OT	6-6	315	4	Buena Park, Calif.	Buena Park
55	Olusegun Oluwatimi**	C	6-3	310	4	Upper Marlboro, Md.	DeMatha Catholic/Air Force
56	Michael Diatta	DL	6-5	255	1	Antioch, Tenn.	Cane Ridge
57	Tucker Finkelston	LS	5-11	230	3	Clarksville, Md.	River Hill
59	Danny Caracciolo*	LS	5-11	225	4	Centreville, Va.	Paul VI/Bryant
62	Lee Dudley*	LS	6-0	205	2	Richmond, Va.	Woodberry Forest School
64	Jack Keenan	OT	6-5	295	3	Arlington, Va.	Gonzaga College
65	Jonathan Leech*	OT	6-4	280	2	Hoschton, Ga.	Mill Creek
66	Justin Duenkel	PK	5-11	205	2	Great Falls, Va.	Flint Hill School
67	Derek Devine*	OT	6-6	290	3	Pittsburgh, Pa.	North Allegheny
68	Logan Taylor	OL	6-7	320	1	Bridgewater, N.S.	Episcopal (Va.)
69	Chris Glaser****	OG	6-4	305	4	Solon, Ohio	Solon
70	Bobby Haskins***	OT	6-7	280	4	Fairfield, Conn.	The Hun School (N.J.)
72	Ryan Swoboda***	OT	6-10	325	4	Clermont, Fla.	Windermere Prep
76	Jordan Redmond*	NT	6-0	305	3	Kissimmee, Fla.	Osceola
77	Noah Josey	OL	6-5	310	1	Brentwood, Tenn.	Brentwood Academy



Name	Pos	Ht	Wt	Yr	Hometown	High School/Previous School
78 Justus Johnson III	OL	6-3	320	1*	Laurel, Md.	Gonzaga College (Va.)
80 Luke Wentz	WR	6-3	210	2	Troisdorf, Germany	Reismann-Gymnasium
81 Lavel Davis Jr.*	WR	6-7	220	2	Dorchester, S.C.	Woodland
83 Josh Clifford	WR	6-1	195	3	Salem, Va.	Glenvar
84 Nathaniel Beal III	WR	6-4	225	2	Houston, Texas	Strake Jesuit College Prep
85 Grant Misch**	TE	6-4	250	3	Sarasota, Fla.	Potomac Falls
86 Malachi Fields	WR	6-4	220	1	Keswick, Va.	Monticello
87 Mike Kosar	TE	6-6	235	2	Woodbridge, Va.	Saint John Paul the Great Catholic
88 Zack Kindel	WR	5-11	195	2	Stafford, Va.	Colonial Forge
89 Artie Henry	WR	6-1	185	4	Sarasota, Fla.	Booker/San Diego Mesa JC/Marshall
90 Jahmeer Carter*	DL	6-2	315	2	Severn, Md.	Archbishop Spalding
91 Mandy Alonso****	DE	6-2	285	4	Miami, Fla.	Gulliver Prep
92 Samson Reed	DL	6-2	280	3	Laie, Hawaii	Kahuku
93 Jonathan Horton	LB	6-4	215	1*	Baton Rouge, La.	Scotlandville Magnet
94 Aaron Faumui**	DT	6-1	300	3	Kapolei, Hawaii	Kapolei
95 Adeeb Atariwa*	DL	6-3	265	4	Sterling, Va.	Dominion/JMU
98 Jacob Rodriguez	QB	6-1	215	1	Wichita Falls, Texas	Rider HS
99 Keytaon Thompson*	QB	6-4	210	4	New Orleans, La.	Landry-Walker/Mississippi State
Kariem Al Soufi	OG	6-3	325	2	Paderborn, Germany	Friedrich-Spee Gesamtschule
Ryan Attaway	LB	6-0	205	1	Milton, Ga.	Blessed Trinity Catholic
Chris Barfield	RB	5-10	210	1*	Richmond, Va.	L.C. Bird
Chico Bennett Jr.	LB	6-4	240	3	Ashburn, Va.	Battle Ground Academy (Tenn.)/Georgia Tech
Sam Bond	DE	6-3	250	1*	Fredon, N.J.	Blair Academy
Sam Brady	LB	6-3	225	1*	Lincolnton, N.C.	North Lincoln
Javin Burke	DB	6-0	195	1	Cleveland, Tenn.	Bradley Central
Luke Byrne	LS	6-3	235	1	McLean, Va.	Bishop O'Connell
Bryce Carter	DL	6-3	280	1	South Chesterfield, Va.	Life Christian Academy
Kendall Cross	ILB	6-1	220	1	Chesterfield, Va.	Clover Hill
Ethan Davies	WR	5-11	175	1	Fairfax, Va.	West Springfield
Jesiah Davis	WR	6-3	180	1	Huntersville, N.C.	Hough
Jake Dewease*	DB	6-0	205	2	Daleville, Va.	Lord Botetourt
Tenyeh Dixon*	DB	5-11	195	2	Washington, D.C.	Woodson
Henry Duke	TE	6-6	230	1	Henrico, Va.	Mills E. Godwin
Micah Gaffney	DB	6-0	185	1	Spanish Fort, Ala.	Spanish Fort
Jack Hardy	ILB	6-3	235	1*	Fredericksburg, Va.	James Monroe
Josh Hayes	CB	5-11	190	4	Lakeland, Fla.	Lake Gibson/North Dakota State
Joseph Holland	OLB	6-4	215	1	Culpeper, Va.	Culpeper County
Luke Johnson	OT	6-5	320	1*	Annandale, Va.	The Preddie School (N.J.)
Joey Kagel	C	6-2	270	1	Virginia Beach, Va.	Catholic
Grant Lanham	OL	6-4	310	1	Cincinnati, Ohio	Indian Hill
Hugh Laughlin	DL	6-5	290	1	Athens, Ga.	Athens Academy
Josh McCarron	OLB	6-4	200	1	Mukilteo, Wash.	Archbishop Murphy
Colby McGhee	OT	6-3	285	1*	Orange Va.	Orange County
Sean Moore	DB	6-2	170	2	Cutler Bay, Fla.	Gulliver Prep
Nate Morris	DE	6-2	205	1*	Glen Allen, Va.	Glen Allen
Ugo Obasi*	WR	6-0	200	3	Baltimore, Md.	Millford Mill Academy
Charlie Patterson	OL	6-7	280	1	Roswell, Ga.	Fellowship Christian
Hunter Pearson	PK	6-2	215	3	Seneca, S.C.	Seneca
Joshua Rawlings	TE	6-5	260	1*	Pittsburgh, Pa.	Woodland Hills
Aidan Ryan	DB	6-1	200	1	Fredericksburg, Va.	James Monroe
Brayden Sheffer	OLB	6-3	225	1*	West Point, Va.	West Point
William Simpkins III	DB	6-1	185	1	Gaithersburg, Md.	Quince Orchard
Dillon Tennyson	WR	5-9	175	1	Chesterfield, Va.	Benedictine College Prep
Lorenz Terry	DL	6-5	250	1	Sandston, Va.	Varina HS/Fork Union Military Academy
Zachary Teter	OG	6-5	310	2	Lakeland, Fla.	Lake Gibson
Andrew Williams	DE	6-3	260	1	Fredricksburg, Va.	James Monroe
Jack Witmer	TE	6-6	245	1	Cypress, Texas	Cy-Fair

Key:
1* = redshirt freshman, *** beside name indicates letters won

Coaching Staff:

Bronco Mendenhall (head coach), Robert Anae (offensive coordinator/inside receivers/tight ends), Ricky Brumfield (special teams coordinator/cornerbacks), Nick Howell (defensive coordinator/secondary), Kelly Poppinga (co-defensive coordinator/linebackers), Mark Atuaia (running backs), Jason Beck (quarterbacks), Marques Hagans (wide receivers), Shane Hunter (safeties), Clint Sintim (defensive line), Garrett Tujague (offensive line), Charles Mack (graduate assistant/defense), Chris Peace (graduate assistant/defense), Joe Spaziani (graduate assistant/offense), Donte Wilkins (graduate assistant/defense).

PRONUNCIATION GUIDE

COACHES

Robert Anae.....Ah-NIGH
Mark AtuaiaAh-too-why-ah
Marques Hagans..... Marcus
Kelly Poppinga.....PUH-ping-guh
Garrett Tujague.....TOO-Jay

PLAYERS

Olasunkonmi Agunloye..... Oh-la-su-con-me Agun-low-yay
Adeeb Atariwa uh-deeb u-tar-ee-wah
Josh Ahern..... AA-Hern
Kariem Al Soufi Kareem Al-Sue-Fee
Jake Dewease..... Da-Weeze

Tenyeh Dixon..... Ten-Yay
Aaron Faumui..... Fowl-Moo-EE
Chris Glaser..... Guh-lay-zer
Dave Herard..... Her-ARD
Grant Misch Misch, rhymes with Fish
Ugo Obasi..... You-Go, Oh-Bah-See

Olusegun Oluwatimi..... O-Lieu-Sheh-Goon
..... O-Lieu-Wah-Timmy
Ryan Swoboda Swo-bo-duh
Wayne Taulapapa..... Towel-La-Papa
Keytaon Thompson..... KEY-tahn

2021 VIRGINIA ALPHABETICAL ROSTER

Name	Pos	Ht	Wt	Yr	Hometown	High School/Previous School
19 Olasunkonmi Agunloye	DL	6-6	280	1*	Lindenhurst, N.Y.	Lindenhurst
28 Josh Ahern	ILB	6-3	235	2	Burke, Va.	Lake Braddock
Kariem Al Soufi	OG	6-3	325	2	Paderborn, Germany	Friedrich-Spee Gesamtschule
91 Mandy Alonso****	DE	6-2	285	4	Miami, Fla.	Gulliver Prep
11 Iraken Armstead	QB	6-3	215	1*	South Bend, Ind.	Adams
5 Brennan Armstrong*	QB	6-2	215	3	Shelby, Ohio	Shelby
95 Adeeb Atariwa*	DL	6-3	265	4	Sterling, Va.	Dominion/JMU
Ryan Attaway	LB	6-0	205	1	Milton, Ga.	Blessed Trinity Catholic
27 Jaylon Baker	WR	6-2	175	3	Chattanooga, Tenn.	Baylor School
Chris Barfield	RB	5-10	210	1*	Richmond, Va.	L.C. Bird
84 Nathaniel Beal III	WR	6-4	225	2	Houston, Texas	Strake Jesuit College Prep
Chico Bennett Jr.	LB	6-4	240	3	Ashburn, Va.	Battle Ground Academy (Tenn.)/Georgia Tech
52 Joe Bissinger**	OG	6-4	320	3	Houston, Texas	Memorial
29 Joey Blount****	FS	6-2	195	4	Atlanta, Ga.	Landmark Christian
Sam Bond	DE	6-3	250	1*	Fredon, N.J.	Blair Academy
Sam Brady	LB	6-3	225	1*	Lincolnton, N.C.	North Lincoln
8 Darrius Bratton***	CB	6-1	195	4	Roanoke, Va.	Fleming/Fork Union Military Academy
4 Elliott Brown***	OLB	6-5	240	4	Odenton, Md.	Flowers/Taft School (Conn.)
Javin Burke	DB	6-0	195	1	Cleveland, Tenn.	Bradley Central
Luke Byrne	LS	6-3	235	1	McLean, Va.	Bishop O'Connell
59 Danny Caracciolo*	LS	5-11	225	4	Centreville, Va.	Paul VI/Bryant
Bryce Carter	DL	6-3	280	1	South Chesterfield, Va.	Life Christian Academy
90 Jahmeer Carter*	DL	6-2	315	2	Severn, Md.	Archbishop Spalding
5 Chayce Chalmers*	DB	6-2	210	2	Gainesville, Va.	Stonewall Jackson
50 Tommy Christ**	OT	6-5	300	4	Sterling, Va.	Dominion
14 Antonio Clary**	DB	6-0	200	3	Jacksonville, Fla.	Sandalwood
83 Josh Clifford	WR	6-1	195	3	Salem, Va.	Glenvar
36 Joe Comer	DB	5-10	180	4	Decatur, Ga.	Cedar Grove/Louisville
2 De'Vante Cross****	S	6-2	215	4	Allentown, Pa.	Parkland
Kendall Cross	ILB	6-1	220	1	Chesterfield, Va.	Clover Hill
23 Fentrell Cypress II	DB	5-11	180	2	Rock Hill, S.C.	Northwestern
26 Devin Darrington	RB	5-9	215	4	Forest Hill, Md.	The Bullis School/Harfard
Ethan Davies	WR	5-11	175	1	Fairfax, Va.	West Springfield
Jesiah Davis	WR	6-3	180	1	Huntersville, N.C.	Hough
81 Lavel Davis Jr.*	WR	6-7	220	2	Dorchester, S.C.	Woodland
67 Derek Devine*	OT	6-6	290	3	Pittsburgh, Pa.	North Allegheny
Jake Dewease*	DB	6-0	205	2	Daleville, Va.	Lord Botetourt
56 Michael Diatta	DL	6-5	255	1	Antioch, Tenn.	Cane Ridge
Tenyeh Dixon*	DB	5-11	195	2	Washington, D.C.	Woodson
62 Lee Dudley*	LS	6-0	205	2	Richmond, Va.	Woodberry Forest School
66 Justin Duenkel	PK	5-11	205	2	Great Falls, Va.	Flint Hill School
Henry Duke	TE	6-6	230	1	Henrico, Va.	Mills E. Godwin
53 Brendan Farrell	P	5-11	205	2	Dunwoody, Ga.	Marist School
94 Aaron Faumui**	DT	6-1	300	3	Kapolei, Hawaii	Kapolei
86 Malachi Fields	WR	6-4	220	1	Keswick, Va.	Monticello
57 Tucker Finkelston	LS	5-11	230	3	Clarksville, Md.	River Hill
16 Jacob Finn	P	6-4	205	4	Jacksonville, Fla.	Paxon School/Florida
34 Amaad Foston	RB	6-0	210	1	Milledgeville, Ga.	John Milledge Academy
51 Ty Furnish	OL	6-4	240	1	Woodstock Ga.	Blessed Trinity Catholic
Micah Gaffney	DB	6-0	185	1	Spanish Fort, Ala.	Spanish Fort
22 Elijah Gaines	DB	6-2	200	1*	Queens, N.Y.	Episcopal (Va.)
69 Chris Glaser****	OG	6-4	305	4	Solon, Ohio	Solon
1 Nick Grant****	CB	6-1	190	4	Spotsylvania, Va.	Courtland
31 Mike Green	OLB	6-4	225	1	Williamsburg, Va.	Lafayette
Jack Hardy	ILB	6-3	235	1*	Fredericksburg, Va.	James Monroe
47 T.C. Harrison**	ILB	6-2	240	3	Lawrenceville, Ga.	Collins Hill
70 Bobby Haskins***	OT	6-7	280	4	Fairfield, Conn.	The Hun School (N.J.)
Josh Hayes	CB	5-11	190	4	Lakeland, Fla.	Lake Gibson/North Dakota State
89 Artie Henry	WR	6-1	185	4	Sarasota, Fla.	Booker/San Diego Mesa JC/Marshall
2 Ra'Shaun Henry*	WR	6-3	185	4	Killeen, Texas	Copperas Cove/St. Francis (Pa.)
39 Dave Herard	DB	6-0	195	1*	Fort Lauderdale, Fla.	Stranahan
Joseph Holland	OLB	6-4	215	1	Culpeper, Va.	Culpeper County
7 Mike Hollins*	RB	5-9	210	2	Baton Rouge, La.	University Lab
93 Jonathan Horton	LB	6-4	215	1*	Baton Rouge, La.	Scotlandville Magnet
30 James Jackson	OLB	6-3	220	1	Pulaski, Va.	North Cross
6 Nick Jackson**	LB	6-1	240	3	Atlanta, Ga.	The Lovett School
3 Anthony Johnson	DB	6-1	195	3	Coconut Creek, Fla.	Chaminade-Madonna Prep/Louisville
34 Donovan Johnson	DB	6-2	200	1*	New Orleans, La.	Helen Cox
78 Jestus Johnson III	OL	6-3	320	1*	Laurel, Md.	Gonzaga College (Va.)
Luke Johnson	OT	6-5	320	1*	Annandale, Va.	The Preddie School (N.J.)
15 Perris Jones**	CB	5-8	180	3	Alexandria, Va.	Episcopal



Name	Pos	Ht	Wt	Yr	Hometown	High School/Previous School
77 Noah Josey	OL	6-5	310	1	Brentwood, Tenn.	Brentwood Academy
Joey Kagel	C	6-2	270	1	Virginia Beach, Va.	Catholic
64 Jack Keenan	OT	6-5	295	3	Arlington, Va.	Gonzaga College
4 Billy Kemp IV**	HB	5-9	175	4	Highland Springs, Va.	Highland Springs
88 Zack Kindel	WR	5-11	195	2	Stafford, Va.	Colonial Forge
9 Coen King*	DB	6-0	200	3	Culpeper, Va.	Eastern View
37 Darren Klein	S	6-0	200	3	Crozet, Va.	Western Albemarle
87 Mike Kosar	TE	6-6	235	2	Woodbridge, Va.	Saint John Paul the Great Catholic
Grant Lanham	OL	6-4	310	1	Cincinnati, Ohio	Indian Hill
Hugh Laughlin	DL	6-5	290	1	Athens, Ga.	Athens Academy
65 Jonathan Leech*	OT	6-4	280	2	Hoschton, Ga.	Mill Creek
27 Langston Long	DB	6-2	215	1	Woodbridge, Va.	Christ School (N.C.)
45 Nusi Malani	DL	6-6	275	2	San Bruno, Calif.	Junipero Serra
Josh McCarron	OLB	6-4	200	1	Mukilteo, Wash.	Archbishop Murphy
Colby McGhee	OT	6-3	285	1*	Orange Va.	Orange County
85 Grant Misch**	TE	6-4	250	3	Sterling Va.	Potomac Falls
18 Hayden Mitchell**	WR	6-0	195	4	Richmond, Va.	St. Christopher's
Sean Moore	DB	6-2	170	2	Cutler Bay, Fla.	Gulliver Prep
Nate Morris	DE	6-2	205	1*	Glen Allen, Va.	Glen Allen
54 Ryan Nelson***	OT	6-6	315	4	Buena Park, Calif.	Buena Park
Ugo Obasi*	WR	6-0	200	3	Baltimore, Md.	Millford Mill Academy
55 Olusegun Oluwatimi**	C	6-3	310	4	Upper Marlboro, Md.	DeMatha Catholic/Air Force
Charlie Patterson	OL	6-7	280	1	Roswell, Ga.	Fellowship Christian
Hunter Pearson	PK	6-2	215	3	Seneca, S.C.	Seneca
41 D'Sean Perry	OLB	6-3	225	2	Miami, Fla.	Gulliver Prep
Joshua Rawlings	TE	6-5	260	1*	Pittsburgh, Pa.	Woodland Hills
13 Jared Rayman	QB	6-2	190	2	Atlanta, Ga.	Pace Academy
76 Jordan Redmond*	NT	6-0	305	3	Kissimmee, Fla.	Osceola
92 Samson Reed	DL	6-2	280	3	Laie, Hawaii	Kahuku
98 Jacob Rodriguez	QB	6-1	215	1	Wichita Falls, Texas	Rider HS
Aidan Ryan	DB	6-1	200	1	Fredericksburg, Va.	James Monroe
20 Jonas Sanker	DB	6-0	210	1	Charlottesville, Va.	The Covenant School
Brayden Sheffer	OLB	6-3	225	1*	West Point, Va.	West Point
William Simpkins III	DB	6-1	185	1	Gaithersburg, Md.	Quince Orchard
10 Ben Smiley III	DE	6-4	270	2	Chesapeake, Va.	Indian River
17 Demick Starling	WR	6-0	190	2	Nashville, Tenn.	East Nashville Magnet
13 Hunter Stewart*	OLB	6-2	230	2	Alexandria, Va.	Gonzaga College
72 Ryan Swoboda***	OT	6-10	325	4	Clermont, Fla.	Windermere Prep
21 Wayne Taulapapa***	RB	5-9	210	4	Laie, Hawaii	Punahou
68 Logan Taylor	OL	6-7	320	1	Bridgewater, N.S.	Episcopal (Va.)
7 Noah Taylor***	OLB	6-5	235	4	Silver Spring, Md.	Avalon School
Dillon Tennyson	WR	5-9	175	1	Chesterfield, Va.	Benedictine College Prep
Lorenz Terry	DL	6-5	250	1	Sandston, Va.	Varina HS/Fork Union Military Academy
Zachary Teter	OG	6-5	310	2	Lakeland, Fla.	Lake Gibson
99 Keytaon Thompson*	QB	6-4	210	4	New Orleans, La.	Landry-Walker/Mississippi State
32 Ronnie Walker Jr.	RB	5-11	210	4	Hopewell, Va.	Hopewell/Indiana
33 West Weeks	ILB	6-2	220	1	Watkinsville, Ga.	Oconee County
80 Luke Wentz	WR	6-3	210	2	Troisdorf, Germany	Reismann-Gymnasium
25 Joseph White*	DB	6-1	180	3	Virginia Beach, Va.	Landstown
3 Dontayvion Wicks*	WR	6-1	205	2	Plaquemine, La.	Plaquemine
Andrew Williams	DE	6-3	260	1	Fredricksburg, Va.	James Monroe
Jack Witmer	TE	6-6	245	1	Cypress, Texas	Cy-Fair
44 Sackett Wood Jr.	TE	6-3	250	2	Lynchburg, Va.	E.C. Glass
0 Jelani Woods	TE	6-7	265	3	Ellenwood, Ga.	Cedar Grove/Oklahoma State
16 Jay Woolfolk	QB	5-11	200	1	Chesterfield, Va.	Benedictine

Key:
1* = redshirt freshman, *** beside name indicates letters won

Coaching Staff:

Bronco Mendenhall (head coach), Robert Anae (offensive coordinator/inside receivers/tight ends), Ricky Brumfield (special teams coordinator/cornerbacks), Nick Howell (defensive coordinator/secondary), Kelly Poppinga (co-defensive coordinator/linebackers), Mark Atuaia (running backs), Jason Beck (quarterbacks), Marques Hagans (wide receivers), Shane Hunter (safeties), Clint Sintim (defensive line), Garrett Tujague (offensive line), Charles Mack (graduate assistant/defense), Chris Peace (graduate assistant/defense), Joe Spaziani (graduate assistant/offense), Donte Wilkins (graduate assistant/defense).

PRONUNCIATION GUIDE

COACHES

Robert Anae.....Ah-NIGH
Mark AtuaiaAh-too-why-ah
Marques Hagans.....Marcus
Kelly Poppinga.....PUH-ping-guh
Garrett Tujague.....TOO-Jay

PLAYERS

Olasunkonmi Agunloye..... Oh-la-su-con-me Agun-low-yay
Adeeb Atariwa uh-deeb u-tar-ee-wah
Josh Ahern..... AA-Hern
Kariem Al Soufi Kareem Al-Sue-Fee
Jake Dewease..... Da-Weeze
Tenyeh Dixon..... Ten-Yay
Aaron Faumui..... Fowl-Moo-EE
Chris Glaser..... Guh-lay-zer

Dave Herard..... Her-ARD
Grant Misch..... Mish, rhymes with Fish
Ugo Obasi..... You-Go, Oh-Bah-See
Olusegun Oluwatimi..... O-Lieu-Sheh-Goon
..... O-Lieu-Wah-Timmy
Ryan Swoboda Swo-bo-duh
Wayne Taulapapa..... Towel-La-Papa
Keytaon Thompson..... KEY-tahn



BRONCO MENDENHALL

Mendenhall Embarks on Season Number Six at UVA

Since arriving at Virginia for the 2016 season, head coach Bronco Mendenhall's impact on the Cavalier program has been immense. From a two-win season, to the ACC's Coastal Division Championship and a New Year's Six bowl invitation, Virginia football's ascent has both remarkable and historic.

Mendenhall came to Charlottesville after a highly successful 11-year career at BYU with a vision and a plan of execution for the daunting renovation project he faced. He has masterfully crafted principles and culture, and instilled pride and purpose, leading to a standard of unbroken growth in just four seasons.

Having a plan and being able to execute a strategic approach to achieving results have been mission critical to Mendenhall's formula for success.

"Teams and organizations are perfectly designed to get the results that they get," Mendenhall is fond of saying regarding both successes and failures. His pursuit of "unbroken growth" centers around learning, applying and improving on tools, frameworks, networks, innovation and processes that deliver those results. His ultimate goal is more expansive than building a great football organization. He strives to build great people.

On-field success is just part of the story Mendenhall has scripted at Virginia. He is a powerful believer in balance, which he frequently sums up with one simple word ... AND. It has become the calling card for the UVA football program.

"I think decisions are made based on principle, and I think principles are governed by beliefs," Mendenhall said. "AND is one of our guiding principles, and that is based on my belief that football is a vehicle to develop people."

At his introductory press conference, Mendenhall stressed that he wanted students AND athletes and believed that combination was achievable, especially at an institution such as Virginia that ranks among the top three public universities in the nation. Since that time, he has not compromised his approach to achieving those means. More importantly, his teams have bought in on the concepts with great enthusiasm and demonstrated they can do so while also being successful on the field.

"I would love to win a national championship," Mendenhall said. "I'd love to develop a great program here. But what I would really love is for every kid in my program to have an amazing life."

In the world of big-time football, Mendenhall's philosophy is unconventional, but that doesn't faze him.

"I'm looking for the complete development of everyone in our program – and winning," he said. "One is not at the expense of the other. I think they go hand-in-hand, and winning, without the other, would be hollow to me."

Under Mendenhall, the UVA program has progressed from two to six to eight to nine wins prior to the 2020 pandemic-shortened season that saw the Cavaliers go 5-5. Achievements and recognitions on the field, in the classroom and around the community have exponentially increased as well.

In 2019, UVA placed 10 players on the ACC All-Academic team, the most in the program's history. Seven earned the award in 2020 when a total of 34 Cavaliers received ACC Honor Roll honors. Also in 2019, linebacker Jordan Mack was named the ACC's Jim Tatum Award winner as the league's top football scholar-athlete and was a finalist for the William B. Campbell Trophy, known in the sport as the "academic Heisman." Linebacker Micah Kiser, now a member of the Los Angeles Rams, won the award in 2017.

Giving back has become a cornerstone of Virginia football. Players frequently visit the University's Children's Medical Center and speak at local elementary schools. The team's Thursday's Heroes program has been recognized for its efforts to honor individuals across the state of Virginia who are dealing with personal adversity. In 2020, the ACC honored the Thursday's Heroes program with its "Game Changers" award, which recognizes and highlights specific conference teams' involvement with their local communities.

"I'm in pursuit, and we're in pursuit as a football program, of both of those things, and without compromising our expectations for one or the other," Mendenhall said. "I want good young people. I'm talking about morals, values, character, behavior and contribution to the world. And I want a great team. I know it sounds idealistic, but I would not coach football if I did not think it could be done, and I would not coach at Virginia if I did not think there was support for doing it that way."

Mendenhall's pursuit of individual growth is only magnified by the success his teams have also achieved on the field. His name appears often when the accolades of college football's leading active coaches are charted.



FBS WINNING PERCENTAGE OF ACTIVE FBS HEAD COACHES (MIN. 100 WINS)

Name, School	FBS Years	FBS Record	Win %
Dabo Swinney, Clemson	13	140-33	.809
Nick Saban, Alabama	25	256-65-1	.797
Jimbo Fisher, Texas A&M	11	109-33	.767
Gary Patterson, TCU	20	178-74	.706
Brian Kelly, Notre Dame*	17	134-61	.687
Mike Gundy, Oklahoma State	15	137-67	.672
Kyle Whittingham, Utah	17	134-66	.670
Mack Brown, North Carolina*	32	253-127	.666
Les Miles, Kansas	19	145-73	.665
Bronco Mendenhall, Virginia	16	129-75	.632
Frank Solich, Ohio	22	173-101	.631
Kirk Ferentz, Iowa	22	168-106	.613
Ken Niumatalolo, Navy	14	101-67	.601

*- only includes career record at FBS level

He completed the 2020 season with a career record of 129-75 that includes a 99-43 mark in 11 seasons at BYU. His career winning percentage (.632) ranks 10th among active Division I coaches (with at least 100 career wins) and his 129 victories is 102nd all-time in Division I. With seven career bowl victories, Mendenhall figures 12th among active coaches and 36th all-time in that category. During nine of his 16 seasons, his teams have been ranked in the Associated Press poll at some point.

Mendenhall is one of two active coaches to have inherited at least two programs in his career that were coming off a losing season and then, in year one, or year two, played in a bowl game. The other coach to do so is Nick Saban (Alabama, LSU, Michigan State).

Entering the 2021 season, with two more wins, Mendenhall will move into the top-100 for all-time coaching wins on the Division I level.

In Mendenhall's office, however, there are few mementos of his personal success or the multiple coaching award recognitions he has received. What you will find are artifacts from his personal journey and items that reflect the importance of his family. The walnut-colored bookcases provide a glimpse into his personal passion - the development of young people - in his case, through football.

An avid reader, Mendenhall consumes books dealing with psychology, organization, motivation, leadership, fitness, history and teaching. He shares influential information that he feels will benefit the team and also help players become outstanding people, fathers, husbands and ambassadors for the University.

While at BYU, with the assistance of authors, Alyson Von Feldt and Paul Gustavson, Mendenhall collaborated on the book "Running Into the Wind: Bronco Mendenhall - 5 Strategies for Building a Successful Team." In addition to his personal history, it openly presented the steps he took at his first coaching position and philosophies he adopted that could be used by other organizations. To his delight, Mendenhall discovered upon his arrival at Virginia, the book was

included on several freshman class reading syllabuses.

Mendenhall has also provided feature articles on his approach to building a successful football program to the American Football Coaches Association and spoken on the subject at numerous coaches clinics around the nation. He freely shares his insights in the hopes that other coaches might take a similar path to the overall development of their teams and players.

UVA's program is built on a number of guiding principles, including one that states that everything is "earned not given." Mendenhall implemented a transparent scoring and tracking system that allows every Cavalier player to know exactly what his status is on the team.

From state changes in the color of practice and conditioning apparel to the annual selection of jersey numbers, Virginia players truly progress through the program based on the choices they make and the effort they give. All of which is governed by a player council known as the task leaders.

Whether it is directing workouts, community service efforts, or team events, creating a foundation of leadership and self-governance ensures continuity for the program's principals. It also sets the stage for players in his program to carry those roles with them as they leave college and

become leaders in their communities, faith and business ventures.

His passion for building leaders through football, and not just better people, sets Mendenhall apart in his field.

If his approach sounds unconventional at times, Mendenhall is okay with that. He's grounded in routine, ritual and traditions, and behind his desk is a quote from Albert Einstein that reads: "Great spirits are always opposed by mediocre minds."

"I think decisions are made based on principle, and I think principles are governed by beliefs," Mendenhall said.

To show his commitment and belief to the future of the football program at Virginia, in 2018 Mendenhall and his wife, Holly, made a \$500,000 pledge to support construction of the University's new football operations center as part of the athletics department's master

"We're not going to compromise anything. I like the idea of "and," not "or." We will have fantastic students, fantastic people, and a fantastic football team, and it's not "or." You're not going to just have academics or football, and it won't just be football or character, and it won't just be character or being woven into the fabric of our community. It'll be "and." I want all of that."

**- Bronco Mendenhall
on his vision for UVA Football**

VIRGINIA

2021 UVA FOOTBALL

plan project.

“To me, football is just a magical and powerful platform to have motivated learners, and I get to teach life lessons through the sport of football,” Mendenhall said. “The trophies, the wins, they’re necessary for job security and the world makes a big deal of that. But it is hollow without the substance. Relationships are everything. Other than that, it would just be a game, and that does not sound quite meaningful enough to me.”

AT VIRGINIA

During the 2020 pandemic-shortened season, Mendenhall rallied his team from a 1-4 start to a 5-5 finish. With the health and welfare the top concern for his program, he overhauled the program’s daily regiment and approach with an emphasis on safety first. As a result, UVA did not have to cancel any of its games due to pandemic. That season, the team saw its season-opening opponent change four times due to Covid-19 issues and protocols.

In 2019, in his fourth season with the Cavaliers, Mendenhall led the program to the Atlantic Coast Conference’s Coastal Division title for the first time and its first appearance in the ACC Championship game. UVA appeared in its first New Year’s Six bowl game, the Orange Bowl, and finished ranked No. 24 in the final College Football Playoff poll.

The Cavaliers played in the Military Bowl in 2017 and the Belk Bowl in 2018. Virginia has appeared in three consecutive bowls for the first time since going to four in a row in 2002, 2003, 2004 and 2005.

Mendenhall is one of just two college coaches to have increased his team’s win total in each of the last three seasons. The other is LSU’s Ed Orgeron. In 2019, senior quarterback Bryce Perkins capped a brilliant two-year career as a Hoo by breaking the UVA single-season passing record and his own UVA single-

season total offense record from 2018. Perkins finished the 2019 season with 3,538 passing yards and 4,307 yards of total offense.

Perkins spearheaded an offense that is No. 1 all-time in program history with 449 points. Wide receiver Joe Reed earned multiple first-team All-America honors as a kick returner, including from the Walter Camp Foundation and the Football Writers Association of America, while winning the Jet Award as the nation’s top returner. He finished No. 1 in the nation with 33.2 yards per kick return. Reed was the only player in the nation with 600+ receiving yards and 700+ kick return yards, earning finalist honors for the Paul

Hornung Award as the nation’s most versatile player.

Despite losing multiple starters on the defensive side of the ball for the season, UVA broke the program record for sacks in a season. The Chris Long-led defense in 2007 set the standard with 43, and the 2019 edition concluded the year with 46, which ranked No. 6 in the

“I celebrate effort. Very few people try as hard as they can at any one moment of their life, and when you do, you recognize it when it happens, and first and foremost, we will develop the will of our student-athletes. Skill will come along, the position mastery will come along, the execution will come along, but only after they learn to try hard.”

**– Bronco Mendenhall
on player development**

MENDENHALL’S BIOGRAPHY AT-A-GLANCE

PERSONAL

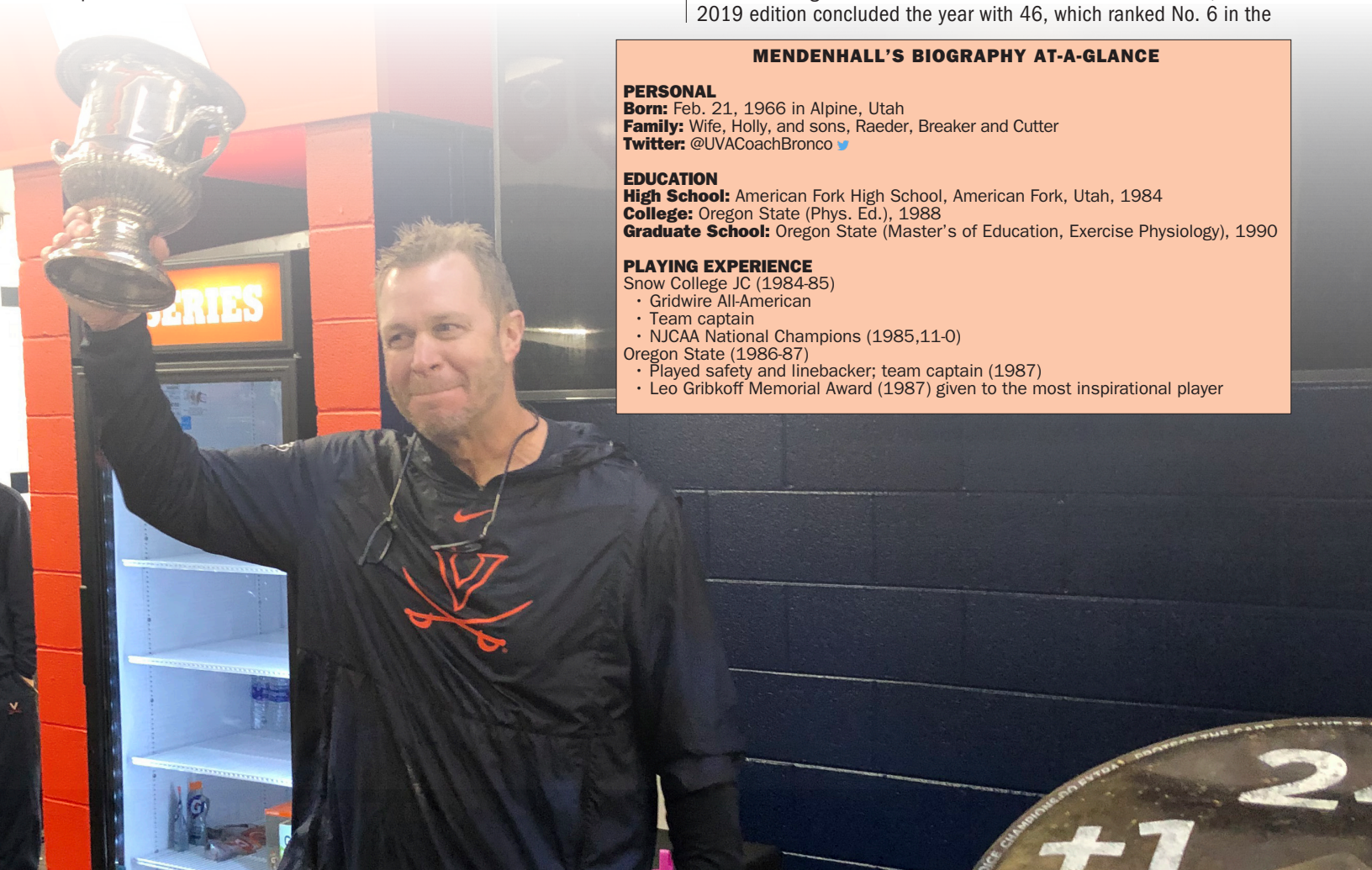
Born: Feb. 21, 1966 in Alpine, Utah
Family: Wife, Holly, and sons, Raeder, Breaker and Cutter
Twitter: @UVACoachBronco

EDUCATION

High School: American Fork High School, American Fork, Utah, 1984
College: Oregon State (Phys. Ed.), 1988
Graduate School: Oregon State (Master’s of Education, Exercise Physiology), 1990

PLAYING EXPERIENCE

Snow College JC (1984-85)
• Gridwire All-American
• Team captain
• NJCAA National Champions (1985,11-0)
Oregon State (1986-87)
• Played safety and linebacker; team captain (1987)
• Leo Gribkoff Memorial Award (1987) given to the most inspirational player





nation. Inside linebacker Jordan Mack leads all ACC linebackers with 7.5 sacks. In all, 27 of UVA's 46 sacks were recorded by linebackers.

In 2019, Mendenhall was named the Bobby Ross Coach of the Year by the Touchdown Club of Richmond as the Commonwealth's top whistle for his efforts for the second year in a row. He first earned the accolade in 2018 after the Cavaliers shut out South Carolina, 28-0, in the 2018 Belk Bowl, giving them their first bowl victory since the 2005 Music City Bowl. UVA's shutout performance was the first over an SEC team in a bowl game by a non-SEC team since the 1975 Gator Bowl.

Year number three under Mendenhall saw great strides in performance on the field. UVA's defense finished No. 20 in the country, allowing 330.5 yards per game, while finishing No. 21 in the nation in scoring defense (20.1). UVA's defense also finished No. 16 in the nation in fewest passing yards allowed and the offense finished No. 6 in the nation in third-down conversion percentage.

Perkins and Heisman Trophy winner Kyler Murray (Oklahoma) were the only players in the nation with 2,600+ passing yards and 900+ rushing yards. Under Mendenhall in 2018, Bryce Hall earned second-team All-America honors from both the Walter Camp Foundation and the Football Writers Association of America. Hall led the nation with 22 pass breakups and 24 passes defended. Hall, safety Juan Thornhill and wideout Olamide Zaccheaus all earned first-team All-ACC accolades, leading UVA's eight selections. Thornhill finished 2018 third in the nation with six interceptions and Zaccheaus, the 2018 Belk Bowl MVP, was No. 1 in the ACC with 93 receptions (a UVA single-season record). Zaccheaus left UVA with a program-record 250 career receptions, which ranks No. 6 all-time in ACC history.

More "firsts" for UVA during Mendenhall's tenure include quarterback Kurt Benkert's final college season in 2017, when he became the first player in UVA history to throw for more than 3,000 yards in a season. In 2016, running back Taquan Mizzell became the first player in ACC history to record at least 1,500 career rushing and 1,500 career receiving yards. Benkert reached 1,000 yards passing and 2,000 yards passing faster than any other quarterback in UVA history, doing so in four and eight games, respectively. He matched that feat again in 2017.

The 2017 defense ranked No. 7 in the nation against the pass (165.8). The group was headed by three-time first-team All-ACC player Quin Blanding, ACC Defensive Rookie of the Year Brenton Nelson and third-team All-ACC cornerback Thornhill. Blanding finished his illustrious career with more All-America honors and as UVA's all-time record holder with 495 career tackles. The 495 career tackles tied for No. 6 all-time in ACC history and are the most by any ACC defensive back. Kiser, the 2017 Campbell Trophy winner, led the ACC in tackles for the third year in a row, joining Boston College's Luke Kuechly (2009-11) as the only players to accomplish the feat in league history. Kiser was also a three-time first-team All-ACC honoree and received multiple All-America honors over the 2016 and 2017 seasons, including becoming the first Cavalier since Tiki Barber in 1996 to earn both academic and athletic All-America honors in the same season when he was a second-team CoSIDA Academic All-American in 2016.

Mendenhall came to Charlottesville after 11 seasons (2005-15) as the head coach at Brigham Young University. At BYU, Mendenhall compiled an overall record of 99-43, ranking 12th in total wins among all FBS teams during that time.

BYU

In the three seasons prior to Mendenhall becoming their head coach, the Cougars compiled an overall record of 14-21. Over Mendenhall's 11 years at BYU, the Cougars were one of only 11 programs to advance to a bowl game each season. The others were Alabama, Boise State, Clemson, Florida State, Georgia, LSU, Oklahoma, Oregon, Virginia Tech and Wisconsin during that time frame.

Among those 11 teams, only Florida State achieved more bowl wins (seven) than than BYU (six) during that span.

More than 60 of Mendenhall's BYU players signed with NFL teams, including defensive end Ezekiel Ansah, the No. 5 overall pick in the 2013 NFL Draft and Kyle Van Noy, the No. 40 overall pick in the 2014 NFL Draft.

Under Mendenhall, the Cougars tied for seventh among all FBS programs for the most Academic All-America citations during his 11 seasons in Provo and BYU topped all FBS programs with the most selections (39) to the National Football Foundation Hampshire Honor Society (recognizing starters and significant contributors finishing their eligibility with a 3.2 GPA or better over their college career) during that same time period.

Mendenhall took over as BYU's defensive coordinator in 2003 before being named the Cougars head coach in 2005.

In 2015, Mendenhall led BYU to a 6-5 regular-season record and earned an invitation to the Maaco Bowl Las Vegas – the team's first postseason bowl appearance in three seasons. The Cougars finished tied for second in the MWC with a 5-3 league ledger.

Following the 2006 season, Mendenhall was named the American Football Coaches Association Region IV Coach of the Year. In addition, the Football Writers Association of America named Mendenhall one of nine finalists for the prestigious Eddie Robinson Coach of the Year Award. By 2007, Mendenhall became the only coach in BYU football history to win 25 games in his first 35 attempts. Mendenhall coached the Cougars to back-to-back 11-2 seasons in 2006 and 2007, while claiming consecutive outright MWC titles with a combined record of 16-0 against league opponents.

In 2008, BYU finished 10-3 overall and 6-2 in the MWC to achieve three straight 10-win seasons and become the first teams in Cougar history to go unbeaten at home over three consecutive seasons.

While recording an 11-2 record and 7-1 league mark in 2009, Mendenhall's team went 3-1 against ranked opponents, including a 14-13 season-opening win over No. 3 Oklahoma and a 44-20 season-finale Maaco Bowl Las Vegas victory over No. 16 Oregon State. BYU finished No. 12 in the final 2009 polls to earn the distinction of being one of only six programs nationally to be ranked in both final polls for four straight seasons.

The 2010 campaign was highlighted by BYU's 52-24 New Mexico Bowl victory and in 2011, the Cougars posted yet another 10-win season, capped off by another comeback bowl victory over Tulsa in the Armed Forces Bowl. That season the BYU defense finished the season as the No. 13 ranked overall defense in the nation.

That dominant defense was present again in 2012 and led BYU to its seventh winning season in as many years as the BYU football team finished the 2012 season with eight wins, a program-best fourth consecutive bowl victory. With an 8-5 record, BYU claimed its sixth season with at least eight wins under Mendenhall's eight-year head coaching tenure. Incredibly consistent all year long, BYU finished the year ranked No. 3 in total defense, allowing just 266.1 yards per game. The Cougars ended the season ranked in the top four in five major defensive categories.

BYU posted back-to-back 8-5 records in 2013 and 2014. The Cougars appeared in the 2013 Fight Hunger Bowl and in the 2014 Miami Beach Bowl.

Mendenhall has served as the BYU's defensive coordinator for much of his tenure as the head coach. He returned to a full-time role with the defense again in 2015.

During his tenure in Provo, the Cougars have consistently fielded one of the nation's strongest defenses. Mendenhall's defense excels at keeping opponents out of the end zone. Entering the 2015 season, they averaged a No. 20 national ranking in scoring defense while he oversees the defense, including three top-10 ratings.

While at BYU, Mendenhall worked to implement many of his outreach initiatives. On the night before Cougar road games, the team would visit with local Church of Jesus Christ of Latter-Day

Saints members. Mendenhall dubbed them “firesides,” a 60-minute period when players would speak, sing and interact all in the name of faith. From a crowd of 13 at the first such gathering, they grew to where more than 150,000 people attended them during his 11 years in Provo. At the events, Mendenhall and players shared their thoughts about character, faith, values and being the best you can be – all aligning to the mission of the University and the mission of the football program.

PLAYING DAYS AND EARLY COACHING CAREER

Mendenhall played for two years at Snow College (Utah) before finishing his career as a starter at Oregon State during the 1986 and 1987 seasons. He played both linebacker and safety for the Beavers.

Mendenhall began his coaching career as a graduate assistant in 1989 at his alma mater, Oregon State. After earning his master’s degree in 1990, he moved to Snow College in Ephraim, Utah, where he served as the secondary coach and defensive coordinator from 1991-92 under BYU assistant coach Paul Tidwell. Following two seasons with the Badgers, Mendenhall became the secondary coach at Northern Arizona, where the Lumberjacks boasted the top-ranked defense in the Big Sky Conference. He was elevated to co-defensive coordinator for the 1994 season.

In 1995, Mendenhall returned to Oregon State to become the defensive line coach under then-defensive coordinator Rocky Long. When Long left to become the defensive coordinator at UCLA, Mendenhall was promoted to defensive coordinator for the 1996 season. At just 29 years of age, Mendenhall became the youngest defensive coordinator in Pac-10 history.

In 1997, Mendenhall became the secondary coach at Louisiana Tech where he helped the Bulldogs to a 9-2 record as his defensive unit was credited with 17 interceptions, allowing just 15 touchdowns on the season.

In 1998, Mendenhall moved to Albuquerque, N.M., to become the defensive coordinator and secondary coach at the University of New Mexico. Over the next five seasons, the Lobos improved from just three wins in 1998 to seven wins and an invitation to the Las Vegas Bowl in 2002. In the Lobos’ 27-13 loss against UCLA in the Las Vegas Bowl, the Mendenhall-led defense held the Bruins to a season-low 167 yards.

Under Mendenhall, the Lobos led the Mountain West Conference in rushing defense for three straight seasons. In 2001, New Mexico gave up just 87.4 yards per game over the season. In his final season in Albuquerque, Mendenhall led the Lobos to a top ranking against league opponents in total defense, allowing just 316.4 yards per game. The Lobos also led the MWC in sacks in the 2000 and 2002 season, totaling 46 and 38, respectively.

At New Mexico, Mendenhall played a valuable role in the development of the 1999 Mountain West Player of the Year, Consensus All-American and first-round NFL Draft pick Brian Urlacher. The ninth overall selection in the 2000 NFL Draft, Urlacher was voted the NFL’s Defensive Rookie of the Year and was a Pro Bowl selection.

Mendenhall and his wife, Holly, have three sons, Raeder, Breaker and Cutter. Breaker is a sophomore on the Utah State team where he plays outside linebacker.

THE MENDENHALL RECORD

BYU (99-43)



Year	Overall	Conference	Place	Postseason
2005	6-6	5-3 MWC	2nd	Las Vegas Bowl
2006	11-2	8-0 MWC	1st	Las Vegas Bowl
2007	11-2	8-0 MWC	1st	Las Vegas Bowl
2008	10-3	6-2 MWC	3rd	Las Vegas Bowl
2009	11-2	7-1 MWC	2nd	Las Vegas Bowl
2010	7-6	5-3 MWC	3rd	New Mexico Bowl
2011	10-3	Independent	N/A	Armed Forces Bowl
2012	8-5	Independent	N/A	Poinsettia Bowl
2013	8-5	Independent	N/A	Fight Hunger Bowl
2014	8-5	Independent	N/A	Miami Beach Bowl
2015	9-4	Independent	N/A	Las Vegas Bowl
BYU Total	99-43		39-9 MWC	11 Bowl Appearances

VIRGINIA (30-32)



Year	Overall	Conference	Place	Postseason
2016	2-10	1-7 ACC	T6th Coastal	N/A
2017	6-7	3-5	T4th Coastal	Military Bowl
2018	8-5	4-4	T3rd Coastal	Belk Bowl
2019	9-5	6-2	1st Coastal	Orange Bowl
2020	5-5	4-5	T9th	N/A
UVA Total	30-32	18-23		Three Bowl Appearances
Career Total	129-75	57-32		14 Bowl Appearances



THE MENDENHALL RECORD vs. OPPONENTS

Opponent	Overall	UVA	BYU
Abilene Christian	1-0	1-0	--
Air Force	5-1	--	5-1
Arizona	1-2	--	1-2
Boise State	3-2	1-0	2-2
Boston College	1-3	1-1	0-2
California	1-1	--	1-1
Central Michigan	1-0	1-0	--
Cincinnati	1-0	--	1-0
Clemson	0-1	0-1	--
Colorado State	6-0	--	6-0
Connecticut	3-1	1-1	2-0
Duke	5-0	5-0	--
East Carolina	1-0	--	1-0
Eastern Illinois	1-0	--	1-0
Eastern Washington	1-0	--	1-0
Florida	0-1	0-1	--
Florida State	1-2	1-0	0-2
Fresno State	1-0	--	1-0
Georgia Tech	4-2	2-2	2-0
Hawaii	2-0	--	2-0
Houston	2-0	--	2-0
Idaho	2-0	--	2-0
Idaho State	2-0	--	2-0
Indiana	0-2	0-2	--
Liberty	2-0	2-0	--
Louisville	2-2	2-2	--
Memphis	1-0	--	1-0
Miami (Fla.)	1-4	1-4	--
Middle Tennessee	2-0	--	2-0
Michigan	0-1	--	0-1
Missouri	0-1	--	0-1
Navy	0-1	0-1	--
NC State	0-2	0-2	--
Nebraska	1-0	--	1-0
Nevada	1-2	--	1-2
New Mexico	6-0	--	6-0
New Mexico State	2-0	--	2-0

Opponent	Overall	UVA	BYU
North Carolina	4-1	4-1	--
Northern Iowa	1-0	--	1-0
Notre Dame	0-4	0-1	0-3
Ohio	1-0	1-0	--
Oklahoma	1-0	--	1-0
Old Dominion	1-0	1-0	--
Ole Miss	1-0	--	1-0
Oregon	1-1	0-1	1-0
Oregon State	2-1	--	2-1
Pittsburgh	1-3	1-3	--
Richmond	1-1	1-1	--
San Diego State	6-1	--	6-1
San Jose State	2-1	--	2-1
Savannah State	1-0	--	1-0
South Carolina	1-0	1-0	--
Texas	2-1	--	2-1
TCU	2-5	--	2-5
Tulane	1-0	--	1-0
Tulsa	2-1	--	2-1
UCF	1-1	--	1-1
UCLA	2-2	--	2-2
UNLV	7-0	--	7-0
Utah	3-7	--	3-7
Utah State	7-2	--	7-2
UTEP	1-0	--	1-0
Virginia	1-1	--	1-1
Virginia Tech	1-4	1-4	--
Wagner	1-0	--	1-0
Wake Forest	0-2	0-2	--
Washington	2-1	--	2-1
Washington State	1-0	--	1-0
Weber State	1-0	--	1-0
William & Mary	2-0	2-0	--
Wisconsin	0-1	--	0-1
Wyoming	6-0	--	6-0
Totals	129-75	30-32	99-43

MENDENHALL RECORD vs. RANKED OPPONENTS

Versus Opponents Ranked in the FBS Associated Press Poll

Date	Mendenhall Team (rank)	Opponent	Rank	Result
Sept. 3, 2005	BYU	Boston College	22	L, 3-20
Oct. 22, 2005	BYU	at Notre Dame	9	L, 23-49
Sept. 16, 2006	BYU	at Boston College	25	L, 23-30 (201)
Sept. 28, 2006	BYU	at TCU	15	W, 31-17
Sept. 8, 2007	BYU	at UCLA	14	L, 17-21
Oct. 16, 2008	BYU	at TCU	24	L, 7-32
Nov. 22, 2008	BYU	at Utah	7	L, 24-48
Sept. 5, 2009	BYU (24)	vs. Oklahoma^	3	W, 14-13
Oct. 24, 2009	BYU (16)	TCU	7	L, 7-38
Nov. 28, 2009	BYU (15)	Utah	19	W, 26-23 (01)
Dec. 22, 2009	BYU (14)	vs. Oregon State*	20	W, 44-20
Oct. 16, 2010	BYU	at TCU	5	L, 3-31
Nov. 27, 2010	BYU	at Utah	22	L, 16-17
Sept. 10, 2011	BYU	at Texas	21	L, 16-17
Sept. 20, 2012	BYU	at Boise State	24	L, 6-7
Oct. 13, 2012	BYU	Oregon State	10	L, 24-42
Oct. 20, 2012	BYU	at Notre Dame	5	L, 14-17
Sept. 7, 2013	BYU	Texas	15	W, 40-21
Nov. 9, 2013	BYU	at Wisconsin	21	L, 17-27
Sept. 12, 2015	BYU	Boise State	20	W, 35-24
Sept. 19, 2015	BYU (19)	at UCLA	10	L, 23-24
Dec. 19, 2015	BYU	vs. Utah*	20	L, 28-35
Sept. 10, 2016	UVA	at Oregon	24	L, 26-44
Oct. 22, 2016	UVA	North Carolina	22	L, 14-35
Oct. 29, 2016	UVA	Louisville	5	L, 25-32
Nov. 18, 2017	UVA	at Miami (Fla.)	2	L, 21-38
Nov. 24, 2017	UVA	Virginia Tech	24	L, 0-10
Oct. 13, 2018	UVA	Miami (Fla.)	16	W, 16-13
Sept. 28, 2019	UVA (18)	at Notre Dame	10	L, 20-35
Nov. 29, 2019	UVA	Virginia Tech	23	W, 39-30
Dec. 7, 2019	UVA (22)	vs. Clemson%	3	L, 17-62
Dec. 30, 2019	UVA	vs. Florida*	6	L, 28-36
Oct. 3, 2020	UVA	at Clemson	1	L, 23-41
Oct. 24, 2020	UVA	at Miami (Fla.)	11	L, 14-19
Oct. 31, 2020	UVA	North Carolina	15	W, 44-41

* - bowl game
^ - Cowboys Stadium, Arlington, Texas; % - Bank of American Stadium, Charlotte, N.C.

MENDENHALL YEAR-BY-YEAR

BYU

2005 (6-6; 5-3 MWC)

S3	Boston College #22	H	L	3	20
S10	Eastern Illinois	H	W	45	10
S24	TCU	H	LOT	50	51
01	San Diego State	A	L	10	31
08	New Mexico	A	W	27	21
015	Colorado State	H	W	24	14
022	Notre Dame #9	A	L	23	49
029	Air Force	H	W	62	41
N5	UNLV	A	W	55	14
N12	Wyoming	A	W	35	21
N19	Utah	H	LOT	34	41
D22	California	N	L	28	35
2005 Las Vegas Bowl (Las Vegas, NV)					

BYU

2006 (11-2; 8-0 MWC)

S2	Arizona	A	L	13	16
S9	Tulsa	H	W	49	24
S16	Boston College #25	A	L2OT	23	30
S23	Utah State	H	W	38	0
07	San Diego State	H	W	47	17
021	UNLV	H	W	52	7
028	Air Force	A	W	33	14
N4	Colorado State	A	W	24	3
N9	Wyoming	H	W	55	7
N18 #24	New Mexico	H	W	42	17
N25 #23	Utah	A	W	43	31
D21 #20	Oregon	N	W	38	8
2006 Las Vegas Bowl (Las Vegas, NV)					

BYU

2007 (11-2, 8-0 MWC)

S1	Arizona	H	W	20	7
S8	UCLA #14	A	L	17	27
S15	Tulsa	A	L	47	55
S22	Air Force	H	W	31	6
S29	New Mexico	A	W	31	24
013	UNLV	A	W	24	14
020	Eastern Washington	H	W	42	7
N3	Colorado State	H	W	35	16
N8	TCU	H	W	27	22
N17	Wyoming	A	W	35	10
N24 #23	Utah	H	W	17	10
D1 #19	San Diego State	A	W	48	27
D22 #19	UCLA	N	W	17	16
2007 Las Vegas Bowl (Las Vegas, NV)					

BYU

2008 (10-3, 6-2 MWC)

A30 #17	Northern Iowa	H	W	41	17
S6	#15 Washington	A	W	28	27
S13	#15 UCLA	H	W	59	0
S20	#11 Wyoming	H	W	44	0
03	#7 Utah State	A	W	34	14
011	#8 New Mexi co	H	W	21	3
016	#8 TCU #24	A	L	7	32
025	#17 UNLV	H	W	42	35
N1	#17 Colorado State	A	W	45	42
N8	#16 San Diego State	H	W	41	12
N15	#14 Air Force	A	W	38	24
N22	#14 Utah #7	A	L	24	48
D20	#16 Arizona	N	L	21	31
2008 Las Vegas Bowl (Las Vegas, NV)					

BYU

2009 (11-2, 7-1 MWC)

S5	#24 Oklahoma #3	N	W	14	13
S12	#12 Tulane	A	W	54	3
S19	#9 Florida State	H	L	28	54
S26	#20 Colorado State	H	W	42	23
02	#21 Utah State	H	W	35	17
010	#20 UNLV	A	W	59	21
017	#19 San Diego State	A	W	38	28
024	#16 TCU #7	H	L	7	38
N7	#25 Wyoming	A	W	52	0
N14	#22 New Mexico	A	W	24	19
N21	#18 Air Force	H	W	38	21
N28	#15 Utah #19	H	WOT	26	23
D22	#14 Oregon State #20	N	W	44	20
2009 Maaco Bowl Las Vegas (Las Vegas, NV)					

BYU

2010 (7-6; 5-3 MWC)

S4	Washington	H	W	23	17
S11	Air Force	A	L	14	35
S18	Florida State	A	L	10	34

S25	Nevada	H	L	13	27
01	Utah State	A	L	16	31
09	San Diego State	H	W	24	21
016	TCU #5	A	L	3	31
023	Wyoming	H	W	25	20
N6	UNLV	H	W	55	7
N13	Colorado State	A	W	49	10
N20	New Mexico	H	W	40	7
N27	Utah #22	A	L	16	17
D18	UTEP	N	W	52	24
2010 New Mexico Bowl (Albuquerque, NM)					

BYU

2011 (10-3; Independent)

S3	Ole Miss	A	W	14	13
S10	Texas #21	A	L	16	17
S17	Utah	H	L	10	54
S23	UCF	H	W	24	17
S30	Utah State	H	W	27	24
08	San Jose State	H	W	29	16
015	Oregon State	A	W	38	28
022	Idaho State	H	W	56	3
028	TCU	N	L	28	38
N12	Idaho	H	W	42	7
N19	New Mexico State	H	W	42	7
D3	Hawai'i	A	W	41	20
D30	Tulsa	N	W	24	21
2011 Armed Forces Bowl (University Park, TX)					

BYU

2012 (8-5; Independent)

A30	Washington State	H	W	30	6
S8	Weber State	H	W	45	13
S15 #25	Utah	A	L	21	24
S20	Boise State #24	A	L	6	7
S28	Hawai'i	H	W	47	0
05	Utah State	H	W	6	3
013	Oregon State #10	H	L	24	42
020	Notre Dame #5	A	L	14	17
027	Georgia Tech	A	W	41	17
N10	Idaho	H	W	52	13
N17	San Jose State	A	L	14	20
N24	New Mexico State	A	W	50	14
D20	San Diego State	A	W	23	6
2012 Poinsettia Bowl (San Diego, CA)					

BYU

2013 (8-5; Independent)

A31	Virginia	A	L	16	19
S7	Texas #15	A	W	40	21
S21	Utah	H	L	13	20
S27	Middle Tennessee	H	W	37	10
04	Utah State	A	W	31	14
012	Georgia Tech	H	W	38	20
019	Houston	A	W	47	46
025	Boise State	H	W	37	20
N9	Wisconsin #21	A	L	17	27
N16	Idaho State	H	W	59	13
N23	Notre Dame	A	L	42	7
N30	Nevada	A	W	28	23
D27	Washington	N	L	16	31
2013 Fight Hunger Bowl (San Francisco, CA)					

BYU

2014 (8-5; Independent)

A29	Connecticut	A	W	35	10
S6	Texas	A	W	41	7
S11 #25	Houston	H	W	33	25
S20 #21	Virginia	H	W	41	33
03 #18	Utah State	H	L	20	35
09	UCF	A	LOT	24	31
018	Nevada	H	L	35	42
024	Boise State	A	L	30	55
N1	Middle Tennessee	A	W	27	7
N15	UNLV	H	W	42	23
N22	Savannah State	H	W	64	0
N29	California	A	W	42	35
D22	Memphis	N	L2OT	48	55
2014 Miami Beach Bowl (Miami, FL)					

BYU

2015 (9-4; Independent)

S5	Nebraska	A	W	33	28
S12	Boise State #20	H	W	35	24
S19	#19 UCLA #10	A	L	23	24
S26	#22 Michigan	A	L	0	31
02	Connecticut	H	W	30	13
010	East Carolina	H	W	45	38
016	Cincinnati	H	W	38	24

O24	Wagner	H	W	70	6
N6	San Jose State	A	W	17	16
N14	Missouri	N	L	16	20
N21	Fresno State	H	W	52	10
N28	Utah State	A	W	51	28
D19	Utah #20	N	L	28	35
2015 Las Vegas Bowl (Las Vegas, NV)					

Virginia

2016 (2-10; 1-7 ACC)

S3	Richmond	H	L	20	37
S10	Oregon #24	A	L	26	44
S17	UConn	A	L	10	13
S24	Central Michigan	H	W	49	35
01	Duke	A	W	34	20
015	Pittsburgh	H	L	31	45
022	North Carolina #22	H	L	14	35
029	Louisville #5	H	L	25	32
N5	Wake Forest	A	L	20	27
N12	Miami (Fla.)	H	L	14	34
N19	Georgia Tech	A	L	17	31
N26	Virginia Tech	A	L	10	52

Virginia

2017 (6-7; 3-5 ACC)

S2	William & Mary	H	W	28	10
S9	Indiana	H	L	17	34
S16	UConn	H	W	38	18
S22	Boise State	A	W	42	23
07	Duke	H	W	28	21
014	North Carolina	A	W	20	14
021	Boston College	H	L	10	41
028	Pittsburgh	A	L	14	31
N4	Georgia Tech	H	W	40	36
N11	Louisville	A	L	21	38
N18	Miami (Fla.) #2	A	L	28	44
N24	Virginia Tech #24	H	L	0	10
D28	Navy	A	L	7	49
2017 Military Bowl (Annapolis, MD)					

Virginia

2018 (8-5; 4-4 ACC)

S1	Richmond	H	W	42	13
S8	Indiana	A	L	16	20
S15	Ohio	N	W	45	31
S22	Louisville	H	W	27	3
S29	NC State	A	L	21	35
013	Miami (Fla.) #16	H	W	16	13
020	Duke	A	W	28	14
027	North Carolina	H	W	31	21
N2 #23	Pitt	H	L	13	23
N10	Liberty	H	W	45	24
N17	Georgia Tech	A	LOT	27	30
N23	Virginia Tech	A	LOT	31	34
D29	South Carolina	N	W	28	0
2018 Belk Bowl (Charlotte, NC)					

Virginia

2019 (9-5; 6-2 ACC)

A31	Pittsburgh	A	W	30	14
S6	William & Mary	H	W	52	17
S14 #25	Florida State	H	W	31	24
S21 #21	Old Dominion	H	W	28	17
S28 #18	Notre Dame #10	A	L	20	35
011 #20	Miami (Fla.)	A	L	9	17
019	Duke	H	W	48	14
026	Louisville	A	L	21	28
N2	North Carolina	A	W	38	31
N9	Georgia Tech	H	W	33	28
N23	Liberty	H	W	55	27
N29	Virginia Tech #23	H	W	39	30
D7 #22	Clemson #3	N	L	17	62
2019 ACC Championship Game (Charlotte, NC)					
D30	Florida #6	N	L	28	36
2019 Orange Bowl (Miami Gardens, FL)					

Virginia

2020 (5-5; 4-5 ACC)

S26	Duke	H	W	38	20
03	Clemson #1	A	L	23	41
010	NC State	H	L	21	38
017	Wake Forest	A	L	23	40
024	Miami #11	A	L	14	19
031	North Carolina #15	H	W	44	41
N14	Louisville	H	W	31	17
N21	Abilene Christian	H	W	55	15
D5	Boston College	H	W	43	32
D12	Virginia Tech	A	L	15	33



OFFENSIVE COORDINATOR/INSIDE RECEIVERS/TIGHT ENDS

ROBERT ANAE

Robert Anae enters his sixth season at Virginia and 15th as an offensive coordinator under UVA head coach Bronco Mendenhall, which includes nine years at BYU. In addition to serving as offensive coordinator, Anae (Ah-NIGH) also coaches Virginia's inside receivers and tight ends.

A three-time Frank Broyles Award nominee for Assistant Coach of the Year, Anae is a 32-year coaching veteran that has directed multiple record-breaking performances and NCAA top-25 offensive statistical finishes during his career. Over the previous 14 seasons as Mendenhall's offensive coordinator, an Anae-led offense has earned top-25 NCAA statistical rankings in 10 different offensive categories a total of 51 times, including 18 top-10 ratings.

Not only has Anae's offenses broken records and top the NCAA statistical rankings over the years, but he has tutored dozens of young men that have gone on to successful careers in the NFL. Former Anae pupils that paved their way in the NFL include the likes of Austin Collie (Colts), Ron Hall (Lions), Taysom Hill (Saints), Ed Mulitalo (Ravens) and Dennis Pitta (Ravens).

The records, statistical rankings and NFL careers are reflective of how Anae has been successful at every one of his coaching stops. Virginia has been no different. Since the arrival of Mendenhall and company in Charlottesville in 2016, UVA's offensive production has soared. In the previous 126 seasons of Virginia football before Anae took over the offense, UVA never had a 3,000-yard passer and only once had a quarterback that amassed 3,000+ yards of total offense in a season.

In Anae's first four seasons as Virginia's offensive coordinator, the Cavaliers have had two 3,000-yard passers and the UVA single-season record for total offense has been broken three times. With the unique nature of the COVID-19 pandemic, the 2020 season only saw UVA play 10 games, but the passing yards per game (260.6) was the second-best output in Anae's UVA tenure. Also, you can find Anae's quarterbacks all over the UVA single-game passing and single-game total offense record book, as six of the top nine outputs in single-game passing and the top six outings in single-game total offense have come under Anae over the past five seasons.

Anae and UVA quarterbacks coach Jason Beck have worked together for the past eight seasons and quarterbacks have thrived under the pairing. Between 2013 and 2020, quarterbacks under Anae and Beck have averaged 3,200 passing yards and 524 rushing yards a season for an average of 3,725 yards of total offense.

The 2019 season was special one in Charlottesville as the Cavaliers won the Atlantic Coast Conference's Coastal Division for the first time and made their first appearance in the ACC Championship game. UVA appeared in its first New Year's Six bowl game, the Orange Bowl, and finished ranked No. 24 in the final College Football Playoff poll and No. 25 in the final USA Today coaches poll. It is UVA's first string of three-straight bowl appearances since UVA went to four bowl games between 2002 and 2005.

Anae's offense broke five team records in 2019, which includes most first downs (296), first downs passing (180), completions (337), passing yards (3,748) and points scored (449). UVA also tied the 1990 team for most touchdowns (56), while Anae's offense in 2019 averaged 33.2 points per game, which is No. 2 all-time to UVA's 1990 team. UVA amassed over 5,000 yards of total offense in both 2018 and 2019 under Anae, which marks only the second time in program history UVA has done that in back-to-back seasons. Prior to Anae's arrival UVA only surpassed 5,000 yards of total offense four times.

Bryce Perkins was a catalyst for Anae's offense, graduating as the program's career record holder for total offense (7,910) after playing only two seasons in Charlottesville (2018-19). Under Anae, Perkins also owns the top two spots in the Cavalier record book for single-season and single-game total offense. His program record for single-season total offense (4,307) in 2019 ranked No. 6 nationally and No. 1 in the ACC. A second-team All-ACC honoree, Perkins also set the single-season passing record at UVA with 3,538 passing yards in 2019, which ranked No. 16 in the nation and No. 3 in the ACC. Perkins was a special quarterback for the Cavaliers as he and Oklahoma's Jalen Hurts were the only players in the nation in 2019 with 3,000+ passing yards and 700+ rushing yards. In 2018, Perkins and 2018 Heisman Trophy winner Kyler Murray (Oklahoma) were the only two players in the nation with 2,600+ passing yards and 900+ rushing yards. Perkins was the only college player between 2018-19 to accumulate 6,000+ passing yards and 1,500+ rushing yards. Perkins also left UVA the program's all-time leader in career rushing by a quarterback (1,692) and games of 100+ rushing yards by a quarterback (7).

No ACC team had more than one receiver with 70+ receptions in 2019, while UVA had three in Joe Reed (77), Hasise Dubois (75) and Terrell Jana (74), finishing No. 2, No. 3 and No. 5 in the league in catches and all ranking in the top seven on UVA's single-season receptions ledger. Reed earned first-team All-ACC honors as an all-purpose player. Dubois (All-ACC) and Jana were two of four FBS receivers in 2019 with 100+ target, 70 percent catch rate and 10+ yards per target. Dubois was rated with the "Best Hands in the Nation" by Pro Football Focus after making 75 catches in 2019 with zero drops.

Other receivers have thrived in Anae's offense, including Olamide Zaccheaus, who finished his senior season in 2018 No. 1 in the ACC and No. 5 in the nation with 93 receptions, while earning first-team All-ACC honors. Zaccheaus concluded his career with 250 receptions, No. 1 all-time at UVA and No. 6 all-time in ACC history. Zaccheaus (1,058 receiving) and Jordan Ellis (1,026 rushing) gave UVA a 1,000-yard receiver and 1,000-yard rusher in the same season for just the second time in program history (1990). With Dubois recording 1,062 receiving yards in 2019, Anae's offense has produced two 1,000-yard receiving receivers in four years. Only two Cavaliers had reached the 1,000-yard plateau in a season prior to Anae's arrival.

Anae oversaw quarterback Kurt Benkert's record-breaking season in 2017. The UVA senior quarterback became the first player in program history to throw for over 3,000 yards in a season. Benkert finished the

THE ANAE FILE



- Sixth season at Virginia
 - Last name is pronounced: Ah-NIGH
 - Has 32 years of collegiate coaching experience
 - Was an offensive lineman on BYU's 1984 National Championship team and a member of four BYU bowl teams
- @CoachAnae

PERSONAL

Hometown: Laie, Hawaii
Family: Wife, Liane; two sons and a daughter

EDUCATION

High School: Kahuku HS, Kahuku, Hawaii, 1977
College: BYU, 1986
Graduate School: BYU, 1990, M.S.; 1999, Ph.D.

PLAYING EXPERIENCE

- BYU (1981-84)
- Drafted in the 3rd round of the 1985 USFL Draft by the New Jersey Generals

COACHING EXPERIENCE

- 1986-87 – Hawaii (offensive graduate assistant)
- 1990-91 – BYU (offensive graduate assistant)
- 1992-95 – Ricks College (offensive line)
- 1996 – Boise State (offensive line)
- 1997 – UNLV (offensive line)
- 1998 – UNLV (offensive line/running game coord.)
- 2000-04 – Texas Tech (offensive line)
- 2005-10 – BYU (offensive coordinator/inside receivers)
- 2011 – Arizona (offensive line/run game coordinator)
- 2012 – Arizona (offensive line)
- 2013-15 – BYU (offensive coordinator/inside receivers)
- 2016-21 – Virginia (offensive coordinator/inside receivers)

POSTSEASON EXPERIENCE

- Holiday Bowl (1981) - player
- Holiday Bowl (1982) - player
- Holiday Bowl (1983) - player
- Holiday Bowl (1984) - player
- Holiday Bowl (1990)
- Holiday Bowl (1991)
- Real Dairy Bowl (1992)
- Real Dairy Bowl (1993)
- Real Dairy Bowl (1994)
- Real Dairy Bowl (1995)
- Galleryfurniture.com Bowl (2000)
- Alama Bowl (2001)
- Tangerine Bowl (2002)
- Houston Bowl (2003)
- Holiday Bowl (2004)
- Las Vegas Bowl (2005)
- Las Vegas Bowl (2006)
- Las Vegas Bowl (2007)
- Las Vegas Bowl (2008)
- Las Vegas Bowl (2009)
- New Mexico Bowl (2010)
- New Mexico Bowl (2012)
- Fight Hunger Bowl (2013)
- Miami Beach Bowl (2014)
- Las Vegas Bowl (2015)
- Military Bowl (2017)
- Belk Bowl (2018)
- Orange Bowl (2019)

FORMER PROMINENT PLAYERS COACHED

- Ka'Deem Carey (Arizona)
- John Beck (BYU)
- Curtis Brown (BYU)
- Austin Collie (BYU)
- Max Hall (BYU)
- Jonny Harline (BYU)
- Dennis (BYU)
- Harvey Unga (BYU)
- Kurt Benkert (Virginia)
- Jordan Ellis (Virginia)
- Taquan Mizzell (Virginia)
- Olamide Zaccheaus (Virginia)
- Joe Reed (Virginia)
- Bryce Perkins (Virginia)
- Hasise Dubois (Virginia)

season with 3,207 passing yards, which stood as a program record until Perkins in 2019. Anae's offense also created the first UVA receiving trio to each amass at least 600 receiving yards in the same season as Zaccheaus (895), Andre Levrone (689) and Doni Dowling (647) accomplished the feat. This happened twice in four years as Dubois (1,062), Jana (886) and Reed (679) accomplished the feat in 2019. Under Anae's tutelage, Taquan Mizell became the first player in ACC history to record at least 1,500 career rushing and 1,500 career receiving yards.

Anae came to Charlottesville after serving as Mendenhall's offensive coordinator and inside receivers coach in nine of his 11 seasons at BYU. Anae helped BYU finish the 2015 regular season ranked No. 21 in passing offense after directing the 2014 Cougar offense to a No. 14 ranking in scoring offense, putting up 37.1 points per game, the most points by a BYU team since the 2001 season.

In 2013, Anae led the BYU offense to a No. 14 national ranking, including a No. 10 finish in rushing offense, setting a school record with 3,475 rushing yards. He helped coach two 1,000-yard rushers in Taysom Hill and Jamaal Williams.

BYU ranked in the top 25 in third-down efficiency each of Anae's first six seasons at BYU (2005-10), including a No. 1 ranking in 2009 and No. 2 ratings in 2008 and 2006. The Cougars were in the top-6 in passing offense three times (2005, 2006, 2008) during his first tenure overseeing the BYU attack.

BYU's offensive production under Anae helped produce the school's top three rushers of all time (Jamaal Williams: 3,901; Harvey Unga: 3,455 yards; and Curtis Brown: 3,221 yards), the program's top wide receiver in receiving yards, catches and touchdowns (Austin Collie: 3,255 yards and 30 touchdowns on 215 catches), BYU's highest achieving tight end in both receiving yards and catches (Dennis Pitta: 2,901 yards on 221 receptions) and the Cougars' winningest all-time quarterback (Max Hall: 32 victories as a starter). Hall and John Beck, who also played quarterback during Anae's tenure, both went on to the NFL with Beck earning All-America accolades at BYU. Dennis Pitta, meanwhile, not only set the BYU record for receiving yards by a tight end, but also is No. 1 in that category in NCAA history.

Anae's BYU stints from 2005-10 and 2013-15 bookend the two seasons (2010-11) he spent at Arizona under Mike Stoops and Rich Rodriguez, serving as offensive line coach both seasons and run game coordinator under Stoops. Arizona's offense ranked in the top 16 both years and was in the top 25 in passing both seasons as well. Arizona produced the No. 3 passer nationally with Nick Foles, who averaged 360.8 passing yards per game in 2011 before being drafted in the third round of the NFL draft by the Philadelphia Eagles. The Wildcats' offensive line, under Anae's direction, blocked for the nation's leading rusher in 2012 as Ka'Deem Carey totaled 1,929 yards and 23 touchdowns on 303 carries.

Arizona ranked No. 7 in total offense in 2012 at 526.2 yards per game to help the Wildcats to an 8-5 record that included victories over nationally ranked Oklahoma State (59-38) and USC (39-36). The Wildcats scored 38.2 points per game to rank No. 16 nationally, including a 49-point output to defeat Nevada in the 2012 New Mexico Bowl. The point total was just three points off the New Mexico Bowl record of 52 points set by BYU in 2010 with Anae directing the Cougar offense.

As BYU's inside receivers coach from 2005-2010, Anae helped Pitta, Jonny Harline and Andrew George earn a combined six All-Mountain West Conference tight end honors, including five first-team awards. BYU tight ends also achieved national accolades under Anae's tutelage as Harline received first-team All-America honors in 2006 and Pitta was named an NCAA Consensus All-American in 2009.

Anae has been part of many of BYU's most successful teams as both a player and a coach. As BYU's offensive coordinator, the Cougars earned bowl invitations each season, while winning two outright MWC championships. He was an offensive lineman on BYU's National Championship team in 1984 and part of four bowl teams from 1981-84, while earning second-team All-Western Athletic Conference honors. BYU achieved a 43-7 record during Anae's playing days under Hall of Fame coach LaVell Edwards. He played in the Hula bowl in 1985 and was drafted by the New Jersey Generals of the USFL.

Anae's first stint as offensive coordinator at BYU came following five seasons coaching with Mike Leach at Texas Tech from 2000-2004. As offensive line coach for the Red Raiders, Anae helped put together some of the most prolific offenses in the NCAA. The Texas Tech offense ranked No. 1 in the nation in passing three out of Anae's five years and in the top 11 the remaining two. The Red Raiders also ranked in the top six in total offense three times, including 582.8 yards per game to lead the nation in 2003—the fifth-best mark in NCAA history.

Anae began his coaching career as a graduate assistant working with the offensive line at Hawaii under Dick Tomey in 1986-87. He then was a graduate assistant for a pair of years at BYU in 1990 and 1991 before coaching the offensive line at Ricks College in Idaho from 1992-95. Anae coached the offensive front for a year at Boise State in 1996 before moving to UNLV for a pair of seasons, the final as running game coordinator along with his line duties in 1998.

Anae and his wife, Liane, have two sons and a daughter. His son Famika played on the offensive line at BYU before ending his career during the 2012 season due to injuries. Anae's father, Famika Sr., and brothers Brad and Matt, also played football for BYU.

He was born in California in 1958 and raised in Laie on Hawaii's north shore. He served as a missionary for The Church of Jesus Christ of Latter-day Saints in Tulsa, Okla., from 1978-80. He graduated from BYU in 1986, obtained a master's degree in sociology from BYU in 1990 and earned his doctorate in sociology from BYU in 1999 while serving as an assistant director in the Brigham Young student-athlete center and NCAA Life Skills director.

Anae graduated from BYU in 1986 with a degree in political science. He went on to earn two more degrees from BYU, an M.S. in sociology in 1990 and a PH.D. in sociology in 1999.





SPECIAL TEAMS COORDINATOR/CORNERBACKS

RICKY BRUMFIELD

Ricky Brumfield is in his fourth season at Virginia after joining Bronco Mendenhall's staff in January of 2018 as the program's special teams coordinator. In February of 2021, Mendenhall announced Brumfield would also serve as the cornerbacks coach after serving as the tight ends coach for the 2020 season.

Brumfield, who enters his 21st season as a collegiate coach in 2021, has consistently overseen record-breaking performances at the FBS, FCS and DII levels, while also boasting pupils that have been named semifinalists for coveted honors like the Lou Groza Award and the Ray Guy Award. The 2019 season was the most recent season serving of record-breaking performances as the Cavaliers won the ACC Coastal Division title and made their first appearance in the Orange Bowl.

In addition to his special coordinator duties, Brumfield started coaching tight ends in 2020. Brumfield was able to work one season with graduate transfer Tony Poljan. Under Brumfield, Poljan in just 10 games finished No. 7 in the nation among tight ends with 38 receptions, No. 7 in the nation among tight ends with six touchdown receptions and his six receiving touchdowns is tied for No. 2 on UVA's single-season list for a tight end. Poljan's season resulted in an invite to the Senior Bowl.

The 2019 team broke the single-season record for both kick return yards (1,204) and kick return average (28.7). Heading the attack on the record book was Joe Reed, who was named to a myriad of All-America teams in 2019 as a kick returner. First-team nods by the Walter Camp Football Foundation and the Football Writers Association of America highlighted those All-America accolades. Reed also won the Jet Award in 2019 as the nation's top kick returner after leading the nation in kick return average at 33.2. Reed also led the nation in 2019 with two kick returns for touchdowns and left UVA No. 1 in program history with 3,042 career kick return yards, which makes him one of 10 players in FBS history with 3,000+ kick return yards. Reed also left UVA with a career 28.69 career kick return average, which ranks No. 22 all-time at the FBS level. Reed is the only player in FBS history with 2,700+ career kick return yards and a kick return average of 28+ yards.

Also in 2019, All-ACC placekicker Brian Delaney broke the UVA single-season record for points kicking (110), which also ranked No. 13 in the nation. His 52 PATs also broke a single-season UVA record. Overall, Delaney's 110 points in 2019 ranked No. 3 on the UVA single-season scoring list.

In Brumfield's first season at UVA his punt return defense finished No. 1 in the ACC and No. 7 in the nation with 3.21 yards allowed per return after he inherited a group that finished No. 117 in the nation the year prior (2017). On kick return Reed finished No. 10 in the nation and No. 2 in the ACC with 27.2 yards per kick return. Reed also became the UVA all-time career leader in kick return yardage, breaking the record in less than three seasons.

Brumfield comes to UVA after spending the 2016 and 2017 seasons at the University of Texas at San Antonio where he was the Roadrunners' special teams coordinator and coached the team's tight ends.

In 2016, his first season with the Roadrunners, Brumfield helped guide the team to six wins and the program's first-ever bowl game, the 2016 Gildan New Mexico Bowl. His special teams set several school records, including season marks for touchbacks (27), points (79), extra points (43) and punting average (42.0).

This season, Brumfield saw freshman placekicker Jared Sackett earn freshman All-America honors from USA Today. Sackett made a UTSA school-record 19 field goals on 22 attempts. He also set the school mark with 80 points. Sackett was a semifinalist for the Lou Groza Award presented to the nation's top placekicker.

UTSA punter Yannis Routsas was a semifinalist for the 2017 Ray Guy Award presented to the nation's top punter. UTSA was one of just three schools in 2017 to have both its placekicker and punter as semifinalists for those two national awards.

During the 2017 season, the Roadrunners went 6-5 with four of those losses coming by a total of 17 points. In the current NCAA FBS football statistics, UTSA ranks No. 6 in the nation in punt return defense. This season the Roadrunners allowed just eight punt returns for a total of 23 yards (2.88 ypr). UTSA was No. 39 in the nation in kickoff defense by allowing 19.61 yards per return.

His Roadrunner special teams forced five fumbles during the 2016 season and two in 2017.

Brumfield came to UTSA from Western Kentucky, where he spent three seasons as special teams coordinator and cornerbacks coach. He helped the Hilltoppers to a combined 28 victories, including a pair of bowl wins, during his tenure.

In 2015, WKU won the Conference USA title and capped off a 12-2 season with a 45-35 victory against USF in the Miami Beach Bowl, while finishing the season with a No. 24 final ranking. Garrett Schwettman, the school's career record

holder for points, extra points and field goals, earned first-team all-conference honors, while kick returner Kylen Towner made the second team and cornerback Prince Charles Iworah and long snapper Nolan Dowling were named honorable mention.

In his first two seasons with the Hilltoppers, the defense and special teams were among the conference's best in nearly every major statistical category. He tutored five all-conference performers, including cornerbacks Wonderful Terry and Cam Thomas, who played for the NFL's Buffalo Bills in 2015.

In 2013, WKU led the Sun Belt Conference and finished 14th nationally in total defense, while also leading the league in interceptions (14), team pass efficiency defense and fewest passing yards allowed. Additionally, his kick and punt coverage units were tops in the conference.

Brumfield was the special teams coordinator and safeties coach at Nicholls State, in 2011-12. His impact on the Colonels' special teams was felt immediately, as they blocked six kicks and ranked 14th in the Football Championship Subdivision in kick return average, while punter Cory Kemps finished sixth nationally with a 42.8 average in 2011.

While at Nicholls State, Brumfield oversaw Chika Madu who left the school as the all-time program leader in kick return yards (2,076) and ranked No. 2 in the Southland Conference record book. Madu also ranks No. 2 in the conference record book in kick return touchdowns and No. 4 in kick return average (24.14).

Brumfield and Justin Anderson, UVA's director of player personnel, were both assistant coaches at Nicholls State during the 2011 and 2012 seasons.

The New Orleans native got his coaching start in 2001 at Union College, where he oversaw special teams and wide receivers for three seasons.

Brumfield served as special teams coordinator and wide receivers coach at Fairmont State in 2004-10. He helped the Fighting Falcons rank among the nation's best in special teams categories by the end of his tenure, including the third-best kick return average in 2009.

In his final season with the Fighting Falcons, his special teams units blocked five kicks, forced two turnovers and had a pair of touchdowns. Three of his players earned all-conference accolades, including kick returner Zack Page, who set Division II career records for kick returns, kick return yardage and combined return yards. One of his receivers, Perry Baker, was one of a handful non-Division I players to be selected to play in the 2010 East-West Shrine Game. Baker went on to become of the premier rugby players in the world. Baker is an Olympian for the USA Sevens team and was a two-time World Rugby MVP (2017 and 2018).

During his time at Fairmont State, Brumfield spent five summers assisting with various NFL teams. He tutored wide receivers and special teams with the Pittsburgh Steelers in 2007-09 and also spent time with the Atlanta Falcons, Buffalo Bills and Green Bay Packers.

Brumfield was a four-year letterwinner and two-year starter at wide receiver at Utah State. He helped the Aggies to a pair of Big West Conference Championships and a berth in the 1997 Humanitarian Bowl.

Brumfield earned his bachelor's degree in sociology from Utah State in 1999 and his master's degree in secondary education from Union College (Ky.) in 2003.

He and his wife, Erin, have four children, Kyan, McKel, Tacy and Asher.

THE BRUMFIELD FILE



- Fourth season at Virginia
- Hired as UVA's 10th assistant coach in Jan. of 2018 after the NCAA approved a measure for 10 full-time assistants
- Has 20 years of collegiate coaching experience as a special teams coordinator
- One of eight coaches on UVA's staff that played college football in the state of Utah

@RickyBrumfield

PERSONAL

Hometown: New Orleans, La.
Family: Wife, Erin; four children, Kyan, McKel, Tacy and Asher

EDUCATION

High School: Archbishop Shaw HS, Marrero, La., 1994
College: Utah State, 1999
Graduate School: Union College (Ky.), 2003

PLAYING EXPERIENCE

- Utah State (1995-98)

COACHING EXPERIENCE

- 2001-03 – Union College (special teams coord./WRs)
- 2004-10 – Fairmont State (special teams coord./WRs)
- 2011-12 – Nicholls State (special teams coord./safeties)
- 2013-15 – Western Kentucky (special teams coord./CBs)
- 2016-17 – UTSA (special teams coord./TEs)
- 2018-19 – Virginia (special teams coordinator)
- 2020 – Virginia (special teams coordinator/TEs)
- 2020 – Virginia (special teams coordinator/Cornerbacks)

POSTSEASON EXPERIENCE

- Humanitarian Bowl (1997) - player
- Bahamas Bowl (2014)
- Miami Beach Bowl (2015)
- New Mexico Bowl (2016)
- Belk Bowl (2018)
- Orange Bowl (2019)

FORMER PROMINENT PLAYERS COACHED

- Perry Baker (Fairmont State)
- Prince Charles Iworah (Western Kentucky)
- Cam Thomas (Western Kentucky)
- Taywan Taylor (Western Kentucky)
- Tyler Higbee (Western Kentucky)
- Jordan Moore (UTSA)
- Joe Reed (Virginia)

DEFENSIVE COORDINATOR/SECONDARY

NICK HOWELL

Nick Howell is in his sixth season at Virginia on Bronco Mendenhall's staff and is the defensive coordinator/secondary coach.

Howell led the UVA defense through the unique nature of the 2020 season, navigating the COVID-19 pandemic, opt-Outs and injuries. Under Howell's watch, OLB Charles Snowden, despite missing most of the last three games with a season-ending injury, led the ACC's linebackers with 0.75 sacks per game, was No. 13 in the nation among linebackers with 6.0 sacks, No. 3 in the ACC among linebackers with 1.2 tackles for loss per game and No. 15 in the nation among linebackers with 10.0 tackles for loss.

The 2019 season was special one in Charlottesville as the Cavaliers won the Atlantic Coast Conference's Coastal Division for the first time and made their first appearance in the ACC Championship game. UVA appeared in its first New Year's Six bowl game, the Orange Bowl, and finished ranked No. 24 in the final College Football Playoff poll and No. 25 in the final USA Today coaches poll. It is UVA's first string of three-straight bowl appearances since UVA went to four bowl games between 2002 and 2005.

Despite losing multiple starters on the defensive side of the ball for the season, UVA broke the program record for sacks in a season in 2019. The Chris Long-led defense in 2007 set the standard with 43, and the 2019 edition concluded the year with 46, which ranked No. 6 in the nation. Inside linebacker Jordan Mack led all ACC linebackers with 7.5 sacks. In all, 27 of UVA's 46 sacks were recorded by linebackers. Howell's defense accomplished this all despite having lost five starters and various role players to season-ending injuries by the time UVA kicked off in the Orange Bowl.

"Havoc Hoos" is the mantra of the UVA defense and they terrorized opponents' all season, but the six sacks against Virginia Tech to clinch the ACC Coastal championship and Commonwealth Cup were probably the most clutch. Leading 33-30 with 1:23 left to play, UVA sacked Virginia Tech three-straight times, including a strip sack in the end zone by Mandy Alonso and touchdown recover by Eli Hanback to seal UVA's first-ever appearance in the ACC Championship game. Howell's defense was No. 1 in the ACC and No. 12 in the nation in 2019 with three defensive touchdowns.

Howell's defense shined in 2018, finishing No. 12 in the nation in team passing efficiency defense (107.62), No. 16 in passing yards allowed (183.0), No. 20 in the nation in team defense (330.5) and No. 20 in scoring defense (20.1). UVA's 28-0 drubbing of South Carolina in the 2018 Belk Bowl was the first time an SEC team was shutout in a bowl by a non-SEC team since the 1975 Gator Bowl. Bryce Hall finished No. 1 in the nation with 22 pass breakups and 24 passes defended, earning All-America honors from five different outlets highlighted by Walter Camp and Football Writers Association of America. Safety Juan Thornhill also earned All-America honors, appeared in the Senior Bowl and led all ACC safeties in lowest passer rating when in coverage. Both Hall and Thornhill earned first-team All-ACC honors. Thornhill became the second round pick of the Kansas City Chiefs in the 2019 NFL Draft, while cornerback Tim Harris was the sixth round selection of the San Francisco 49ers.

In Howell's second season in Charlottesville in 2017 he oversaw a secondary that boasted a corps that ranked No. 7 in the nation and No. 2 in the ACC against the pass (165.8). The group was headed by three-time first-team All-ACC player Quin Blanding, ACC Defensive Rookie of the Year Brenton Nelson and third-team All-ACC cornerback Thornhill. Blanding finished his illustrious career with more All-America honors and as UVA's all-time record holder with 495 career tackles. The 495 career tackles rank tied for No. 6 all-time in ACC history and are the most by any ACC defensive back. Blanding finished each of his four seasons No. 2 in the ACC in tackles, a feat that hadn't even been done three times in the league until he did it after his junior year. In his duties overseeing the defense, inside linebacker Micah Kiser was named the Campbell Trophy winner (Academic Heisman) and led the ACC in tackles for the third year in a row. Only Boston College's Luke Kuechly (2009-11) had previously accomplished the feat in league history. Kiser was also a three-time first-team All-ACC honoree and received multiple All-America honors over the past two seasons.

Howell served on Mendenhall's BYU staff in several roles from 2007-15, most recently as the defensive coordinator and secondary coach. Howell first came to BYU in 2007 as a defensive intern. From 2008-09 Howell was a defensive graduate assistant. Howell's first full-time position on Mendenhall's staff came in 2010 as the outside linebacker coach and from 2011-12 he was the secondary coach and a special teams coach.

Howell helped the defensive unit at BYU finish the 2015 regular season ranked No. 6 nationally in sacks per game and No. 15 in tackles for loss after the Cougars ranked No. 20 in rushing defense in 2014.

Despite having to defend more plays than all but four teams nationally in 2013 due to BYU's up-tempo offensive system, the Cougar defense ranked No. 12 nationally in yards-per-play defense, No. 16 in pass efficiency defense and No. 22 in scoring defense. Howell helped the BYU defense rank No. 3 in total defense (266.1 yards allowed) and No. 10 in passing yards allowed (179.2 yards per game) in 2012.

In 2011, Howell helped the defense rank No. 15 in pass efficiency defense, allowing a rating of 112.58. In that same year, the Cougars ranked No. 13 in overall defense.

Howell first came to BYU in 2007 as a defensive intern and then served two years as a graduate assistant before being hired as an assistant coach in 2010. Since first being hired at BYU by Mendenhall in 2007, he has helped coach defensive backs and linebackers. Howell started as a full-time coach working as the team's outside linebackers coach before taking over the BYU secondary partway through the 2010 season.

Prior to coming to BYU, Howell was the head coach at Ben Lomond High School (Ogden, Utah) from 2004-2006 and served as defensive coordinator at Weber High School (North Ogden, Utah) in 2003 and defensive line coach at Sky View High School (Smithfield, Utah) in 2002.

A native of Ogden, Utah, Howell earned a M.A. in education with teaching certification from the University of Phoenix in 2007 after receiving his undergraduate degree in history from Weber State in 2005. Howell and his wife Brooke have four children.

Howell's contributions at BYU helped the Cougars put one of the nation's top defenses on the field each year he was in Provo. In 2013, Howell was a candidate for the Broyles Award, given annually to the nation's top assistant coach.

THE HOWELL FILE



- Sixth season at Virginia
- Made the jump from defensive intern at BYU under Bronco Mendenhall in 2007 to defensive coordinator of the Cougars by 2013
- In 2019 helped UVA finish No. 6 in the nation with 46 sacks, breaking the program single-season record
- Spent three years as the head coach at his alma mater, Ben Lomond High School

@Nick9Howell

PERSONAL

Hometown: Ogden, Utah
Family: Wife, Brooke; four children, Dakota, Kayla, Autumn and Zion

EDUCATION

High School: Ben Lomond HS, Ogden, Utah, 1998
College: Weber State, 2005
Graduate School: University of Phoenix, 2007

COACHING EXPERIENCE

- 2002 – Sky View High School (defensive line)
- 2003 – Weber High School (defensive coordinator)
- 2004-06 – Ben Lomond High School (head coach)
- 2007 – BYU (defensive intern)
- 2008-09 – BYU (defensive graduate assistant)
- 2010 – BYU (outside linebackers)
- 2011-12 – BYU (secondary and special teams)
- 2013-15 – BYU (defensive coordinator/secondary)
- 2016-21 – Virginia (defensive coordinator/secondary)

POSTSEASON EXPERIENCE

- Las Vegas Bowl (2007)
- Las Vegas Bowl (2008)
- Las Vegas Bowl (2009)
- New Mexico Bowl (2010)
- Armed Forces Bowl (2011)
- Poinsettia Bowl (2012)
- Fight Hunger Bowl (2013)
- Miami Beach Bowl (2014)
- Las Vegas Bowl (2015)
- Military Bowl (2017)
- Belk Bowl (2018)
- Orange Bowl (2019)

FORMER PROMINENT PLAYERS COACHED

- Preston Hadley (BYU)
- Skye PoVey (BYU)
- Daniel Sorensen (BYU)
- Kai Nacua (BYU)
- Michael Davis (BYU)
- Micah Hannemann (BYU)
- Kyle Van Noy (BYU)
- Quin Blanding (Virginia)
- Andrew Brown (Virginia)
- Micah Kiser (Virginia)
- Juan Thornhill (Virginia)
- Tim Harris (Virginia)
- Chris Peace (Virginia)
- Bryce Hall (Virginia)
- Jordan Mack (Virginia)
- Charles Snowden (Virginia)



CO-DEFENSIVE COORDINATOR/LINEBACKERS

KELLY POPPINGA

Kelly Poppinga is in his sixth season at Virginia on Bronco Mendenhall's staff and is the linebackers coach. On April 5, 2018 Poppinga (PUH-ping-guh) was promoted to co-defensive coordinator. From 2016-20 Poppinga worked with just the outside linebackers.

Under Poppinga's guidance, OLB Charles Snowden, despite missing most of the last three games of 2020 with a season-ending injury, led the ACC's linebackers with 0.75 sacks per game, was No. 13 in the nation among linebackers with 6.0 sacks, No. 3 in the ACC among linebackers with 1.2 tackles for loss per game and No. 15 in the nation among linebackers with 10.0 tackles for loss.

The 2019 season was special one in Charlottesville as the Cavaliers won the Atlantic Coast Conference's Coastal Division for the first time and made their first appearance in the ACC Championship game. UVA appeared in its first New Year's Six bowl game, the Orange Bowl, and finished ranked No. 24 in the final College Football Playoff poll and No. 25 in the final USA Today coaches poll. It is UVA's first string of three-straight bowl appearances since UVA went to four bowl games between 2002 and 2005.

Despite losing multiple starters on the defensive side of the ball for the season, UVA broke the program record for sacks in a season in 2019. The Chris Long-led defense in 2007 set the standard with 43, and the 2019 edition concluded the year with 46, which ranked No. 6 in the nation. In all, 27 of UVA's 46 sacks were recorded by linebackers, which includes 13.5 by Poppinga's outside linebackers. UVA also finished No. 22 in the nation in tackles for loss in 2019, led by outside linebacker Noah Taylor's 13.5 tackles for loss. Taylor also had seven sacks, finishing No. 2 on the team and No. 2 in the ACC among linebackers (behind teammate Jordan Mack).

In 2018 Poppinga's outside linebackers were key in helping UVA finish No. 12 in the nation in team passing efficiency defense (107.62), No. 16 in passing yards allowed (183.0), No. 20 in the nation in team defense (330.5) and No. 20 in scoring defense (20.1). UVA's 28-0 drubbing of South Carolina in the 2018 Belk Bowl was the first time an SEC team was shutout in a bowl by a non-SEC team since the 1975 Gator Bowl. Snowden led the nation's linebackers with nine pass breakups and 11 passed defended. Chris Peace concluded his senior season No. 1 in the ACC among linebackers with 7.5 sacks, the second year in a row he accomplished this feat. Peace, a third-team All-ACC honoree in 2018, went on to star in the East-West Shrine All-Star Game.

Poppinga was also the special teams coordinator in 2016 and 2017 before the addition of a 10th assistant coach per NCAA legislation and the hiring of current special teams coordinator Ricky Brumfield.

In his two seasons as the special teams coordinator he had a few special Cavaliers. Poppinga coached the ACC's best kick return man in 2017 as Joe Reed led the league with a 29.7 average. Reed also led the league with two kick returns for touchdowns, a first in program history that a player had more than one in the same season. Reed also ranked No. 8 in the nation in yards per kick return. Poppinga also had two of the ACC's better punters in 2016 and 2017. Lester Coleman earned second-team All-ACC honors and was No. 4 in the league with a 43.7 yards per punt average in 2017. Coleman led the ACC with 23 punts of 50 yards or more, while ranking No. 2 in the ACC and No. 7 in the nation with 29 punts inside the 20.

In 2016 Poppinga also oversaw one nation's most effective punters as Nicholas Conte was named a first-team All-ACC honoree and led the league with a 44.3 yards per punt average. The Ray Guy Award semifinalist led the nation through regular season with 34 punts inside the 20 and with 15 punts inside the 10, while six of his punts were downed at the one. Conte was No. 3 in the nation before bowl season with 23 punts of 50 yards or more. Between Conte's punts and the punt coverage team, 80 percent of UVA's punts were not returned. Conte concluded his UVA career No. 1 all-time at UVA and No. 3 all-time in the ACC with a 44.45 yards per punt average.

Poppinga coached outside linebacker Peace to honorable mention All-ACC honors in 2017. Peace ranked No. 5 in the ACC and No. 1 among linebackers with 7.5 sacks. The 7.5 sacks rank No. 7 among the nation's linebackers.

Poppinga started his collegiate coaching career at BYU, which began in 2009 as a defensive intern on Mendenhall's staff. In 2010 Poppinga was a defensive graduate assistant and interim outside linebacker coach. His first full-time position came in 2011 when Poppinga was elevated to linebacker coach.

From 2013-15 Poppinga was BYU's special teams coordinator and outside linebackers coach. Poppinga helped outside linebackers Kyle Van Noy and Alani Fua advance to the NFL in recent years with Van Noy selected by the Detroit Lions in the second round of the 2014 NFL Draft and Fua earning a spot with the Arizona Cardinals in 2015.

In 2014 BYU ranked No. 20 in rushing defense and Poppinga helped a defensive unit finish the 2015 regular season ranked No. 6 nationally in sacks per game and No. 15 in tackles for loss. Under Poppinga, BYU's special teams also ranked No. 7 in punting average and No. 19 in kick return coverage in 2014.

Poppinga assisted one of BYU's best-ever defenses in 2012 when the Cougars finished No. 3 in the nation in total defense and ranked in the top 10 in six different defensive categories.

Poppinga started his coaching career at BYU in 2009 as the defensive intern and contributed to the team's 11-2 record and 44-20 Maaco Bowl Las Vegas victory over No. 16 Oregon State. After the team's 1-4 start in 2010, Poppinga was asked as the defensive graduate assistant to assume the role as outside linebackers coach and helped the Cougars finish 6-2 over the remaining games, including a 52-24 win over UTEP at the New Mexico Bowl.

As a player, Poppinga was an All-Mountain West Conference linebacker and Academic All-MWC honoree at BYU under Mendenhall while helping the Cougars achieve back-to-back conference championships in 2006 and 2007. Poppinga redshirted Mendenhall's first season as head coach at BYU in 2005 after transferring from Utah State where he played two years (2003-04). Poppinga helped BYU achieve Las Vegas Bowl wins over Oregon and UCLA and led the team with 113 tackles his senior season. He spent the 2008 season with three NFL teams before going to Super Bowl XLIII with the Arizona Cardinals.

A native of Evanston, Wyo., Poppinga has completed bachelor's (2007) and master's (2010) degrees from BYU in exercise science. Poppinga and his wife, Rebekah, have four daughters.

THE POPPINGA FILE



- Sixth season at Virginia
 - Last name is pronounced: PUH-ping-guh
 - Made the rise from defensive intern at BYU under Bronco Mendenhall in 2009 to special teams coordinator of the Cougars by 2013
 - Played with three NFL teams
- @pinga4445

PERSONAL

Hometown: Evanston, Wyo.
Family: Wife, Rebekah; four daughters

EDUCATION

High School: Evanston HS, Evanston, Wyo., 2003
College: BYU, 2007
Graduate School: BYU, 2010, M.A.

PLAYING EXPERIENCE

- Utah State (2003-04)
- BYU (2006-07)
- Miami Dolphins (2008)
- St. Louis Rams (2008)
- Arizona Cardinals (2008)

COACHING EXPERIENCE

- 2009 – BYU (defensive intern)
- 2010 – BYU (graduate assistant/interim OLBs)
- 2011-12 – BYU (outside linebackers)
- 2013-15 – BYU (special teams coordinator/OLBs)
- 2016-17 – Virginia (special teams coordinator/OLBs)
- 2018-20 – Virginia (co-defensive coordinator/OLBs)
- 2021 – Virginia (co-defensive coordinator/LBs)

POSTSEASON EXPERIENCE

- Las Vegas Bowl (2006) - player
- Las Vegas Bowl (2007) - player
- Las Vegas Bowl (2009)
- New Mexico Bowl (2010)
- Armed Forces Bowl (2011)
- Poinsettia Bowl (2012)
- Fight Hunger Bowl (2013)
- Miami Beach Bowl (2014)
- Las Vegas Bowl (2015)
- Military Bowl (2017)
- Belk Bowl (2018)
- Orange Bowl (2019)

FORMER PROMINENT PLAYERS COACHED

- Alani Fua (BYU)
- Kyle Van Noy (BYU)
- Chris Peace (Virginia)

RUNNING BACKS

MARK ATUAIA

Mark Atuaia is in his sixth season at Virginia on Bronco Mendenhall's staff and is the running backs coach.

Atuaia (Ah-too-why-ah) has been instrumental in the development of running back Wayne Taulapapa, who is on the verge of surpassing the 1,000-yard mark in his career entering the 2021 campaign. He enters the season with 868 yards. In 2019, Taulapapa rushed for 12 touchdowns, the most by a Cavaliers since Keith Payne's 14 in 2010. Taulapapa had four games with multiple rushing touchdowns, highlighted by three in the win over Florida State, including the game-winning score.

Atuaia guided Jordan Ellis to a stellar senior season in 2018, rushing for 1,026 yards and 10 touchdowns, becoming just the third 1,000-yard rusher at UVA since 2004. Ellis was UVA's first 1,000-yard rusher since 2013 and 15th overall. Ellis went on to appear in the East-West Shrine All-Star Game and sign a free agent contract with the Cincinnati Bengals.

Atuaia helped All-ACC running back Taquan Mizzell take a big step as a senior in 2016 as the tailback became the first player in ACC history with at least 1,500 career rushing and 1,500 career receiving yards. Under Atuaia's watchful eye, Mizzell developed into one of the nation's most durable backs, and was one of four players in the nation in 2016 to led his team in rushing (940) and receptions (52).

Atuaia has been with Mendenhall since 2013 when he joined the BYU staff as the running backs coach. In 2013 BYU's run game ranked No. 10 in the nation averaging 267.3 yards per game, setting a school record with 3,475 rushing yards. He tutored Jamaal Williams as the Cougar rushed for 1,233 yards and seven touchdowns in 2013 as a sophomore. Atuaia assisted in BYU's offense ranking No. 14 in scoring offensive in 2014 as BYU put up 37.1 points per game, the most points by a BYU team since 2001. In 2015 the BYU offense ranked No. 4 in the nation in red zone offense, scoring at a 94.3 percent clip.

Atuaia mentored Paul Lasike, a former BYU rugby All-American from Auckland, New Zealand. Under Atuaia's tutelage, the big running back played football for the first time ever in his life and after three seasons at BYU Lasike signed with the Chicago Bears in 2015.

Atuaia has a history of working with big, strong and powerful running backs. As a student assistant at BYU from 2005-11, Atuaia was instrumental in the development of former NFL running backs Fahu Tahī, Fui Vakapuna, Harvey Unga and Manase Tonga during their time at BYU.

A former running back at BYU during the 1991 and 1994-96 seasons, Atuaia first joined the BYU athletic department in June 2012 as the assistant to the athletics director for student services. He previously worked as the assistant to the dean of Student Life at BYU. He accepted that position after graduating in 2011 with both a doctor of jurisprudence from BYU's J. Reuben Clark Law School and a master of public administration from the George W. Romney Institute of Public Management at BYU's Marriott School of Management.

During Atuaia's four-year playing career, BYU achieved a 39-11-2 record, won three conference titles and was ranked in the final top-25 national rankings three times. In addition, the offense was ranked in the top 10 nationally during three of his four seasons.

As a senior in 1996 he started 13 games on BYU's 14-1 Cotton Bowl team that finished the year ranked No. 5 in the country after defeating Kansas State 19-15 on New Year's Day 1997. Atuaia also helped BYU defeat Oklahoma 31-6 in the 1994 Cooper Bowl to finish ranked No. 10 by CNN and No. 18 by The Associated Press with a 10-3 record.

Atuaia totaled 1,247 yards on 301 carries (4.1 yards per attempt) with 11 touchdowns during his college career, while adding 68 catches for 668 yards (9.8 yards per catch) and four scoring receptions. His career-long rush was 51 yards while his long reception went for 61 yards. Atuaia also added 113 return yards as a member of the kick return team his freshman and sophomore seasons.

A native of Laie, Hawaii, Atuaia prepped at Kahuku High School before attending BYU. He served as a missionary for The Church of Jesus Christ of Latter-day Saints in Tucson, Ariz., from 1992-93. He received his bachelor's degree from BYU-Hawaii in 2003.

Atuaia and his wife Elizabeth, an accomplished recording artist and lead singer for the 1980s pop group The Jets, are the parents of seven children. His brothers Alema (1993, 1995-96) and Donny (1995-1999) also played football at BYU.

THE ATUAIA FILE



- Sixth season at Virginia
- Last name is pronounced: Ah-too-why-ah
- In his first season as a full-time collegiate coach in 2013 he helped BYU's rushing game finish No. 10 in the nation in rushing yards per game
- At BYU had a history of working with big, strong and powerful running backs that later went on to the NFL

@UVACoachAtuaia

PERSONAL

Hometown: Laie, Hawaii

Family: Wife, Elizabeth; seven children

EDUCATION

High School: Kahuku HS, Kahuku, Hawaii, 1991

College: BYU-Hawaii, 2003

Graduate School: BYU, 2011, M.P.A.; J.D., 2011

PLAYING EXPERIENCE

- BYU (1991, 1994-96)

COACHING EXPERIENCE

- 2013-15 – BYU (running backs)
- 2016-21 – Virginia (running backs)

POSTSEASON EXPERIENCE

- Holiday Bowl (1991) - player
- Copper Bowl (1994) - player
- Cotton Bowl (1997) - player
- Fight Hunger Bowl (2013)
- Miami Beach Bowl (2014)
- Las Vegas Bowl (2015)
- Military Bowl (2017)
- Belk Bowl (2018)
- Orange Bowl (2019)

FORMER PROMINENT PLAYERS COACHED

- Jamaal Williams (BYU)
- Paul Lasike (BYU)
- Fahu Tahī (BYU)
- Fui Vakapuna (BYU)
- Harvey Unga (BYU)
- Manase Tonga (BYU)
- Taquan Mizzell (Virginia)
- Jordan Ellis (Virginia)



QUARTERBACKS

JASON BECK

Jason Beck enters his sixth season at Virginia on Bronco Mendenhall's staff and is the quarterbacks coach.

Since the arrival of Mendenhall and company in Charlottesville in 2016, UVA's offensive production has soared. In the previous 126 season of Virginia football before Beck started working with quarterbacks, UVA never had a 3,000-yard passer and only once had a quarterback that amassed 3,000+ yards of total offense in a season. In Beck's first four seasons as Virginia's quarterbacks coach, the Cavaliers have had two 3,000-yard passers and the UVA single-season record for total offense has been broken three times. With the unique nature of the COVID-19 pandemic, the 2020 season only saw UVA play 10 games, but the passing yards per game (260.6) was the second-best output in Beck's UVA tenure. Also, you can find Beck's quarterbacks all over the UVA single-game passing and single-game total offense record book, as six of the top nine outputs in single-game passing and the top six outings in single-game total offense have come since Beck started at Virginia.

Beck and UVA offensive coordinator Robert Anae have worked together for the past eight seasons and quarterbacks have thrived under the pairing. Between 2013 and 2020, quarterbacks under Anae and Beck have averaged 3,200 passing yards and 524 rushing yards a season for an average of 3,725 yards of total offense.

In 2020 Brennan Armstrong, under Beck's guidance, tied for the FBS lead with most single-season games (6) with 200+ yards passing and 45+ yards rushing, tied for the FBS lead with most single-season games (4) with 200+ yards passing, 45+ yards rushing yards, 1+ passing touchdowns and 1+ rushing touchdowns, going 4-0 in such games and was No. 3 in the ACC and No. 18 in the nation with 296.6 yards of total offense a game. Armstrong was also No. 8 in the nation among non-option quarterbacks with 552 yards rushing and No. 3 in the ACC and No. 25 in the nation with 15.6 points responsible for per game.

Prior to Armstrong, Beck guided Bryce Perkins' electric career at UVA. Perkins graduated as the program's career record holder for total offense (7,910) after playing only two seasons in Charlottesville (2018-19). Under Beck, Perkins also owns the top two spots in the Cavalier record book for single-season and single-game total offense. His program record for single-season total offense (4,307) in 2019 ranked No. 6 nationally and No. 1 in the ACC. Perkins also set the single-season passing record at UVA with 3,538 passing yards in 2019, which ranked No. 16 in the nation and No. 3 in the ACC. Perkins was a special quarterback for the Cavaliers as he and Oklahoma's Jalen Hurts were the only players in the nation in 2019 with 3,000+ passing yards and 700+ rushing yards. In 2018, Perkins and 2018 Heisman Trophy winner Kyler Murray (Oklahoma) were the only two players in the nation with 2,600+ passing yards and 900+ rushing yards. Perkins was the only college player between 2018-19 to accumulate 6,000+ passing yards and 1,500+ rushing yards. Perkins also left UVA the program's all-time leader in career rushing by a quarterback (1,692) and games of 100+ rushing yards by a quarterback (7).

Perkins finished 2018 No. 1 in the ACC and No. 13 in the nation in points responsible for with 206. His 25 passing touchdowns are tied for No. 2 on UVA's single-season ledger and were No. 2 in the ACC in 2018. Perkins' 34 total touchdowns (25 passing, nine rushing) set a UVA single-season record. Perkins is the only UVA quarterback to ever pass for 1,500+ yards and notch 900+ rushing yards, which he did in 2018.

Under Beck's watchful eye, UVA quarterback Kurt Benkert had a record-breaking season in 2017. The UVA senior quarterback became the first player in program history to throw for over 3,000 yards in a season. Benkert finished the season with 3,207 passing yards and a single-season program record 298 completions, both marks were passed by Perkins in 2019. Benkert's 25 passing touchdowns in 2017 rank No. 2 all-time at UVA for a season. He also set the UVA single-season standard for total offense with 3,144 total yards. The 2017 UConn game saw Benkert break his own single-game passing and single-game total offense records he set in 2016. Against the Huskies he amassed 455 passing yards and 465 total offense yards. In 2019 Perkins passed Benkert's total offense record twice.

Beck saw Benkert finish his two-year UVA career with 5,759 career passing yards and 46 career touchdowns, both numbers rank No. 3 all-time in the UVA annals. In 2016 and 2017 Benkert became the fastest quarterback in a season to reach 1,000 and 2,000 yards of passing, doing so in four and eight games, respectively. A UVA quarterback has only passed for 400 yards three times in a game and Benkert did it twice.

With 21 passing touchdowns in 2016 and 25 in 2017, Benkert and Perkins are the only UVA quarterbacks to throw for at least 20 touchdowns in multiple seasons. Perkins tossed 25 scores in 2018 and 22 in 2019.

Beck, a former Cougar quarterback and offensive intern on Mendenhall's BYU coaching staff, returned to Provo in 2013 with six years of coaching experience, including stints at LSU, Weber State and Simon Fraser.

Beck helped true freshman Tanner Mangum break all BYU freshman QB marks in 2015 after taking over for injured Heisman hopeful Taysom Hill in the season opener. Mangum earned 2015 Freshman of the Year honors from the Touchdown Club of Columbus (Ohio) after he was the only freshman to finish the regular season with more than 3,000 passing yards and a 60 percent completion percentage.

In 2014, Beck helped BYU successfully navigate a season-ending injury to Hill in the season's fifth game as Hill and Christian Stewart combined to total 3,623 yards and 32 touchdowns on the year, including 25 TDs by Stewart. As a sophomore quarterback in 2013, Hill passed for 2,938 yards and 19 TDs while also rushing for 1,344 yards and 10 TDs under Beck's tutelage.

In 2012, Beck was hired as the offensive coordinator at Simon Fraser located in Burnaby, British Columbia, Canada. SFU is the first and only member of the NCAA located outside of the United States. Beck turned an offense that ranked last in the Great Northwest Athletic Conference in total offense, passing offense and scoring offense in 2011 into the league's No. 1-rated attack in all three categories during the program's first year as a full NCAA Division II member in 2012. The team nearly doubled its total touchdowns scored, going from 28 to 52, and more than tripled its passing TDs, jumping from nine to 28.

Under Beck's direction, the Clan offensive attack improved from 24 points per game to 34.3 points per contest to rank No. 36 overall in Div. II compared to a ranking of 109th the prior season. SFU also averaged 440.4 yards in total offense (No. 31 in Div. II) compared to 335.4 yards the prior year (which ranked 111th) and 306.3 passing yards (No. 14 in Div. II) compared to 147.4 yards through the air (which ranked 131st) in 2011.

Players also thrived individually as SFU quarterback Trey Wheeler ranked No. 14 in Div. II in passing yards per game at 297.1 yards per game while receiver Lemar Durant ranked No. 4 in receiving yards per game (119.8), No. 7 in receptions per game (8.27) and No. 18 in scoring (9.27 ppg). Durant received first-team all-conference, conference newcomer of the year, and All-America Second Team recognition with 82 catches for 1,227 yards and 16 TDs.

Beck served as quarterbacks coach at Weber State in Ogden, Utah, for three years from 2009-2011 under head coach Ron McBride. Under his tutelage, Wildcat quarterback Cameron Higgins set school records for most career passing yards (12,274), most career touchdowns passes (98), most career total touchdowns (105), most career pass completions (935) and career passing efficiency rating (144.5). Higgins completed his career as one of the most prolific players in Big Sky Conference history, ranking No. 1 in passing touchdowns, No. 2 in total touchdowns and No. 3 in total offense.

Prior to Weber State, Beck served the 2008 season as an offensive intern at LSU working with the quarterbacks under offensive coordinator Gary Crowton on Les Miles' staff. He also assisted with quarterbacks as an offensive intern on Mendenhall's staff at BYU in 2007 with Robert Anae as the offensive coordinator.

As a player at BYU, Beck served as the backup to All-American quarterback John Beck from 2004-2006, including a redshirt year due to an injury suffered his junior season. He totaled 553 passing yards and 28 rushing yards, including 305 yards on 20-of-28 passing in his lone start in a 38-0 victory over Utah State his senior season.

Beck transferred to BYU from College of the Canyons in Santa Clarita, Calif., where he led the COC Cougars to an 11-1 season and Western States Conference Northern Division title as a sophomore. A unanimous first-team All-Western States Conference pick, he led COC to a No. 1 ranking in California and No. 4 national JC ranking, throwing for 2,052 yards while completing 77.5 percent of his passes. He also added 430 rushing yards. Current UVA offensive line coach Garrett Tujague was the COC offensive line coach during Beck's year in Santa Clarita.

A Junior College Academic All-American, Beck spent his freshman season at Ventura College after prepping at Hueneme High School in his hometown of Oxnard, Calif. Before starting college, he served a two-year mission for The Church of Jesus Christ of Latter-day Saints in Denver, Colo., from 1999-2001.

Beck earned bachelor's and master's degrees in communications from BYU in 2006 and 2011. He is married to former BYU soccer standout Jaime Rendich, and they have a daughter, Peyton, and twin sons, Cameron and Jackson. Jaime was a four-year starter and All-American midfielder/forward during her BYU career from 2002-05.

THE BECK FILE



- Sixth season at Virginia
- Played quarterback for Bronco Mendenhall at BYU
- Helped mentor two record-setting quarterbacks at BYU and two more at Virginia
- Has collegiate experience as an offensive coordinator

@Coach_Beck7

PERSONAL

Hometown: Oxnard, Calif.
Family: Wife, Jaime; daughter, Peyton, twin sons, Cameron and Jackson

EDUCATION

High School: Hueneme HS, Oxnard, Calif., 1999
College: BYU, 2006
Graduate School: BYU, 2011, M.A.

PLAYING EXPERIENCE

- Ventura College (2002)
- College of the Canyons (2003)
- BYU (2004-06)

COACHING EXPERIENCE

- 2007 – BYU (offensive intern)
- 2008 – LSU (offensive intern)
- 2009-11 – Weber State (quarterbacks)
- 2012 – Simon Fraser (offensive coordinator)
- 2013-15 – BYU (quarterbacks)
- 2016-21 – Virginia (quarterbacks)

POSTSEASON EXPERIENCE

- Las Vegas Bowl (2005) - player
- Las Vegas Bowl (2006) - player
- Las Vegas Bowl (2007)
- Chick-fil-A Bowl (2008)
- FCS Playoffs First Round (2009)
- Fight Hunger Bowl (2013)
- Miami Beach Bowl (2014)
- Las Vegas Bowl (2015)
- Military Bowl (2017)
- Belk Bowl (2018)
- Orange Bowl (2019)

FORMER PROMINENT PLAYERS COACHED

- Taysom Hill (BYU)
- Tanner Mangum (BYU)
- Kurt Benkert (Virginia)
- Bryce Perkins (Virginia)
- Cameron Higgins (Weber State)

WIDE RECEIVERS

MARQUES HAGANS

Marques Hagans enters his ninth season at Virginia as a full-time assistant coach and his sixth on Bronco Mendenhall staff as the wide receivers coach. Hagans spent the 2011 and 2012 seasons at UVA as a graduate assistant, working with the offense.

The 2020 season was a unique one for college football, but it also signaled the emergence of Lavel Davis Jr. The true freshman finished No. 2 in the nation and No. 1 in the ACC with 25.75 yards per reception average. Davis Jr also was No. 7 in the nation among freshmen with 515 receiving yards and tied for No. 5 in the nation among freshmen with five receiving touchdowns. He was the only player in the nation with 500+ receiving yards on 20 or fewer receptions, something that has only been accomplished five times now since 2000.

The 2019 season was special one in Charlottesville as the Cavaliers won the Atlantic Coast Conference's Coastal Division for the first time and made their first appearance in the ACC Championship game. UVA appeared in its first New Year's Six bowl game, the Orange Bowl, and finished ranked No. 24 in the final College Football Playoff poll and No. 25 in the final USA Today coaches poll. It is UVA's first string of three-straight bowl appearances since UVA went to four bowl games between 2002 and 2005.

No ACC team had more than one receiver with 70+ receptions in 2019, while UVA had three in Joe Reed (77), Hasise Dubois (75) and Terrell Jana (74), finishing No. 2, No. 3 and No. 5 in the league in catches and all ranking in the top seven on UVA's single-season receptions ledger. Reed earned first-team All-ACC honors as an all-purpose player. Dubois (All-ACC) and Jana were two of four FBS receivers in 2019 with 100+ target, 70 percent catch rate and 10+ yards per target. Dubois was rated with the "Best Hands in the Nation" by Pro Football Focus after making 75 catches in 2019 with zero drops.

In 2018 Hagans mentored Olamide Zaccheaus, who finished his senior season No. 1 in the ACC and No. 5 in the nation with 93 receptions. After 12 catches, 100 receiving yards and three touchdowns, Zaccheaus was named MVP of the Belk Bowl after a 28-0 triumph over South Carolina. Zaccheaus concluded his career with 250 receptions, No. 1 all-time at UVA and No. 6 all-time in ACC history. Zaccheaus also became only UVA's third 1,000-yard receiver, finishing with 1,058 receiving yards, which was No. 3 in the ACC. Zaccheaus also finished his career No. 2 all-time at UVA with 2,753 career receiving yards.

Under Hagans' watchful eye in 2017, UVA saw its first receiving trio to amass at least 600 receiving yards in the same season as Zaccheaus (895), Andre Levrone (689) and Doni Dowling (647) accomplished the feat. Dowling (136), Levrone (127) and Zaccheaus (122) also became the first Cavalier trio to amass 100+ receiving yards in the same game when they did so against UConn in 2017. It was only the sixth time such a feat happened in the ACC since 2000. Also in 2017, Zaccheaus set the UVA single-season record for receptions in a season with 85, while his 895 yards in 2017 rank No. 5 all-time on UVA's single-season ledger. Dowling, Levrone and Zaccheaus all reached 1,000 career receiving yards in 2017, giving Hagans seven wide receivers he has coached at UVA that have reached the mark.

In 2016 three members of the wide-receiving corps combined for 150 catches for 1,686 receiving yards and 14 touchdowns. Zaccheaus led the wide-receiving group with 51 receptions and seven touchdowns. Doni Dowling led the team with 626 receiving yards on his 50 catches and four scores. Rounding out the group was senior Keeon Johnson, who made 49 catches for 476 yards and three touchdowns.

Wide receiver Canaan Severin thrived under Hagans earning second-team All-ACC honors in 2015 after finishing the regular season ranked No. 3 in the ACC with 759 receiving yards. Severin's 759 receiving yards also ranks No. 15 all-time in the UVA record book for a season. Severin caught 54 passes and eight touchdowns. The 54 receptions tie him with Herman Moore (1990) for No. 11 all-time in the UVA annals for catches in a season. In 2015 Severin became the 20th player in program history with 100 receptions and finished his career No. 19 all-time with 102 catches, 96 of which came over the 2014 and 2015 seasons. Severin finished his career with 1,383 receiving yards, which ranks No. 15 all-time in the UVA record book.

Severin's rise began in 2014 under Hagans. As a junior Severin led UVA with 42 catches for 578 yards and five touchdowns after entering the season with six career receptions.

Hagans oversaw the emergence of Johnson in 2013, then a true freshman. Despite not playing the first four games of a potential redshirt season, Johnson completed one of the best true freshman seasons in recent UVA history, catching 20 passes for 282 yards and a score in the final eight games of the season.

Hagans was a four-year letterwinner at UVA from 2002-05 and currently is No. 7 all-time in passing at UVA with 4,877 passing yards. He finished his career at No. 5, but has since been passed by Jameel Seweel and Marc Verica, the two starting quarterbacks to follow him in Charlottesville. Hagans in No. 5 all-time at UVA in total offense with 5,779 yards and his 2005 season ranks No. 3 all-time with 2,802 total yards. Only his predecessor, Matt Schaub (2002 & 2003), and current quarterback Matt Johns (2015) had better seasons in the UVA annals in regards to total offense.

The St. Louis Rams selected Hagans in the fifth round (144 overall) of the 2006 NFL Draft. He spent three seasons with the Rams before being picked up by the Kansas City Chiefs for the 2009 campaign. Hagans finished the 2009 season with the Washington Redskins and was released in the summer of 2010 after injuring himself in off-season workouts.

Hagans is a native of Hampton, Va., and graduated from Hampton High School after spending two years at neighboring Bethel High School. As a junior at Hampton, Hagans led the Crabbers to the state championship in Group AAA, Division 5 of the Virginia High School League in 1998. Hampton advanced to the state semifinals in Hagans' senior season in 1999.

Hagans graduated with a degree in anthropology from UVA in 2005 and is currently finishing a graduate degree in professional studies.

Hagans resides in Charlottesville with his wife, the former Lauren Swierczek, a former Cavalier women's basketball player. The couple has two sons, Christopher Dex and Jackson Watford.

THE HAGANS FILE



- Ninth season at Virginia
- Ninth season as UVA's wide receivers coach after spending two seasons as a graduate assistant working with the offense
- Is No. 9 all-time at UVA with 4,877 career passing yards
- His 358 passing yards against Minnesota in the 2005 Music City Bowl are the most by a UVA player in a bowl game

@coachmhagans

PERSONAL

Hometown: Hampton, Va.

Family: Wife, Lauren; sons, Christopher Dex and Jackson Watford

EDUCATION

High School: Hampton HS, Hampton, Va., 2000

College: Virginia, 2005

PLAYING EXPERIENCE

- Virginia (2000-05)
- St. Louis Rams (2006-07)
- Kansas City Chiefs (2008)
- Indianapolis Colts (2008)
- Washington Redskins (2008-10)

COACHING EXPERIENCE

- 2011-12 – Virginia (graduate assistant)
- 2013-21 – Virginia (wide receivers)

POSTSEASON EXPERIENCE

- Continental Tire Bowl (2002)
- Continental Tire Bowl (2003)
- MPC Computers Bowl (2004)
- Gaylord Hotels Music City Bowl (2005)
- Chick-fil-A Bowl (2011)
- Military Bowl (2017)
- Belk Bowl (2018)
- Orange Bowl (2019)

FORMER PROMINENT PLAYERS COACHED

- Kris Burd (Virginia)
- Hasise Dubois (Virginia)
- Terrell Jana (Virginia)
- Darius Jennings (Virginia)
- Keeon Johnson (Virginia)
- Andre Levrone (Virginia)
- Joe Reed (Virginia)
- Canaan Severin (Virginia)
- Olamide Zaccheaus (Virginia)



SAFETIES

SHANE HUNTER

Shane Hunter is in his sixth season at Virginia on Bronco Mendenhall's staff and is the safeties coach. He previously coached inside linebackers from 2016-20.

In 2020, two of Hunter's inside linebackers earned All-ACC honors as Nick Jackson took home third-team accolades and Zane Zandier was named honorable mention for the second year in a row. Jackson was No. 2 in the ACC and No. 16 in the nation with 10.5 tackles per game, No. 6 in the nation and No. 2 in the ACC with 105 tackles and No. 2 in the ACC and No. 16 in the nation with 5.5 solo tackles per game.

The 2019 season was special one in Charlottesville as the Cavaliers won the Atlantic Coast Conference's Coastal Division for the first time and made their first appearance in the ACC Championship game. UVA appeared in its first New Year's Six bowl game, the Orange Bowl, and finished ranked No. 24 in the final College Football Playoff poll and No. 25 in the final USA Today coaches poll. It is UVA's first string of three-straight bowl appearances since UVA went to four bowl games between 2002 and 2005.

Despite losing multiple starters on the defensive side of the ball for the season, UVA broke the program record for sacks in a season in 2019. The Chris Long-led defense in 2007 set the standard with 43, and the 2019 edition concluded the year with 46, which ranked No. 6 in the nation. Inside linebacker Jordan Mack led all ACC linebackers with 7.5 sacks. In all, 27 of UVA's 46 sacks were recorded by linebackers, which included 13 by Hunter's inside linebacker. UVA also was No. 22 in the nation in tackles for loss, which included 22.5 from the inside linebackers.

Mack, the ACC's Jim Tatum Award winner as the league's scholar-athlete of the year, also became Hunter's second Campbell Trophy (Academic Heisman) finalist at UVA which includes 2017 winner Micah Kiser.

Hunter's inside linebacker group assisted with UVA finishing 2018 No. 12 in the nation in team passing efficiency defense (107.62), No. 16 in passing yards allowed (183.0), No. 20 in the nation in team defense (330.5) and No. 20 in scoring defense (20.1). UVA's 28-0 drubbing of South Carolina in the 2018 Belk Bowl was the first time an SEC team was shutout in a bowl by a non-SEC team since the 1975 Gator Bowl.

In 2017, Hunter oversaw a tremendous senior season for inside linebacker Kiser, who was named the Campbell Trophy winner and led the ACC in tackles for the third year in a row. Only Boston College's Luke Kuechly (2009-11) had previously accomplished the feat in league history. Kiser was also a three-time first-team All-ACC honoree and received multiple All-America honors over the past two seasons. Kiser's 145 tackles in 2017 rank No. 2 all-time on UVA's single-season ledger.


Hunter was a graduate assistant coach on Mendenhall's staff at BYU the last three seasons, where he worked with the defensive front seven and special teams. The former Cougar linebacker was the defensive line coach at Snow College during the 2011 and 2012 seasons and was also the special teams coordinator in his second season with the Badgers.

Hunter is a 2011 graduate of BYU where he earned his degree in exercise science. As a player, Hunter was a middle linebacker for the Cougars during the 2008, 2009 and 2010 seasons and he started all 13 games as senior. During the 2010 season, Hunter recorded 85 tackles, 3.5 tackles for loss, two interceptions, one forced fumble and one fumble recovery and earned honorable mention All-Mountain West Conference honors.

He was also named to the Academic All-Mountain West Conference team and was a member of the National Football Foundation Hampshire Honor Society. The Idaho Falls, Idaho native spent his freshman season at Snow College.

Hunter is married to Carrie Draper and the couple has three children.

THE HUNTER FILE



- Sixth season at Virginia
 - Played three seasons at linebacker for Bronco Mendenhall at BYU
 - Spent three seasons at BYU as a graduate assistant working with the defense
 - Has coached two Campbell Trophy finalists at UVA, including 2017 winner Micah Kiser
- @hotohunt09

PERSONAL

Hometown: Idaho Falls, Idaho
Family: Wife, Carrie; three children, Halle, Hudson and Maizy

EDUCATION

High School: Idaho Falls HS, Idaho Falls, Idaho, 2003
College: BYU, 2011

PLAYING EXPERIENCE

- Snow College (2007)
- BYU (2008-10)

COACHING EXPERIENCE

- 2011 – Snow College (defensive line)
- 2012 – Snow College (defensive line/spec. teams coord.)
- 2013-15 – BYU (defensive graduate assistant)
- 2016-20 – Virginia (inside linebackers)
- 2021 – Virginia (safeties)

POSTSEASON EXPERIENCE

- Las Vegas Bowl (2008) - player
- Las Vegas Bowl (2009) - player
- New Mexico Bowl (2010) - player
- Fight Hunger Bowl (2013)
- Miami Beach Bowl (2014)
- Las Vegas Bowl (2015)
- Military Bowl (2017)
- Belk Bowl (2018)
- Orange Bowl (2019)

FORMER PROMINENT PLAYERS COACHED

- Micah Kiser (Virginia)
- Jordan Mack (Virginia)

DEFENSIVE LINE

CLINT SINTIM

Clint Sintim is in his second year as the defensive line coach on Bronco Mendenhall's UVA staff after returning to his alma mater in 2020.

Sintim's front line in 2020 helped the Cavaliers finish No. 11 in the nation with 3.2 sacks per game. UVA's 32 sacks rank No. 6 all-time on UVA's single-season list as 9.5 of those sacks were registered by defensive linemen.

Sintim returned to the Virginia after spending the previous three seasons as the linebackers/defensive ends coach for Danny Rocco at Delaware. Prior to that, he coached for Rocco at Richmond in the same capacity during the 2015 and 2016 seasons. Rocco is a former UVA assistant coach.

Sintim, a native of Woodbridge, was a four-year letter-winner at Virginia and served as a team captain as a senior in 2008. He was a second-team All-ACC selection and received All-America honors from Phil Steele and Pro Football Weekly that season. He finished his UVA career with 245 tackles, including 29 sacks and 46 tackles for loss, while playing in 49 games. His sack total ranks as the second highest in UVA history, and his tackles for loss number is tied for the third most by a Cavalier.

In 2005, Sintim picked up freshman All-American honors by the Sporting News (third team) and was also named to that organization's ACC All-Freshman team. He received UVA's Bill Dudley award as the program's most outstanding first-year player. Sintim led the nation's linebackers in sacks as both a junior and senior, accumulating nine in each season.

After playing in the 2009 Senior Bowl, Sintim was a second-round NFL Draft selection by the New York Giants. He played in both the 2009 and 2010 seasons before a knee injury sidelined him for the 2011 and 2012 campaigns. He announced his retirement as a player in 2013. Sintim's NFL career included a Super Bowl (XLVI) championship (2011 season) when the Giants defeated the New England Patriots 21-17 in Indianapolis.

After his NFL playing career, Sintim spent the 2014 season with the West Alabama Tigers as the outside linebackers coach and assisted with the special teams as part of the NFL Players Association Coaching Internship Program. Prior to the 2016 season, Sintim took part in the NFL Minority Internship Program and worked with the Washington Redskins during their preseason camp.

In each of Sintim's two seasons at Richmond, the Spiders advanced to the NCAA playoffs. They reached the national semifinals in 2015 and the quarterfinals in 2016. Each of those UR teams finished with 10 wins.

At Delaware, Sintim helped the 2018 team return to the FCS Playoffs for the first time since the 2010 season. He also helped the Blue Hens land their best recruiting class in the program's history in 2020. It was Delaware's second consecutive top-10 FCS class, according to HERO Sports.

An all-state performer at Gar-Field High School, Sintim earned his degree in anthropology from Virginia in 2009. He and his wife, Angie, had their first child (Aniyah) in 2020.

THE SINTIM FILE



- *Second Season at Virginia*
 - *No. 2 all-time at UVA with 29 career sacks*
 - *Member of the Giants Super Bowl XLVI championship*
 - *Spent 2014 as a graduate assistant at Virginia*
 - *Spent four seasons in the NFL*
- @CoachSintim

PERSONAL

Hometown: Woodbridge, Va.
Family: Wife, Angie

EDUCATION

High School: Gar-Field HS, Woodbridge, Va., 2004
College: Virginia, 2009

PLAYING EXPERIENCE

- Virginia (2005-08)
- New York Giants (2009-12)

COACHING EXPERIENCE

- **2013** – West Alabama (OLBs/special teams)
- **2014** – Virginia (offensive graduate assistant)
- **2015-16** – Richmond (outside linebackers)
- **2017** – Delaware (outside linebackers)
- **2018-19** – Delaware (co-special teams coordinator/OLBs)
- **2020-21** – Virginia (defensive line)

POSTSEASON EXPERIENCE

- Music City Bowl (2005) - *player*
- Gator Bowl (2008) - *player*
- Super Bowl XLVI (2012) - *player*
- FCS Playoffs Semifinals (2015)
- FCS Playoffs Quarterfinals (2016)
- FCS Playoffs First Round (2018)

FORMER PROMINENT PLAYERS COACHED

- Troy Reeder (Delaware)
- Darius Jennings (Virginia)



OFFENSIVE LINE

GARETT TUJAGUE

Garett Tujague is in his sixth season at Virginia on Bronco Mendenhall's staff and is the offensive line coach.

Under Tujague, the 2020 season boasted one of UVA's deepest offensive lines since Mendenhall and Tujague's arrival in December 2015. All-ACC offensive guard Chris Glaser and company ranked No. 1 in the ACC and No. 12 in the nation in tackles for loss allowed (4.2), while also ranking No. 2 in the ACC with 2.0 sacks allowed a game. Protecting quarterback Brennan Armstrong, the offensive line helped the UVA signal caller rank No. 3 in the ACC and No. 18 in the nation with 296.6 yards of total offense a game and No. 8 in the nation among non-option quarterbacks with 552 yards rushing.

The 2019 season was special one in Charlottesville as the Cavaliers won the Atlantic Coast Conference's Coastal Division for the first time and made their first appearance in the ACC Championship game. UVA appeared in its first New Year's Six bowl game, the Orange Bowl, and finished ranked No. 24 in the final College Football Playoff poll and No. 25 in the final USA Today coaches poll. It is UVA's first string of three-straight bowl appearances since UVA went to four bowl games between 2002 and 2005.

Tujague's (TOO-jay) offense line blocked for an offense that broke five team records in 2019, which includes most first downs (296), first downs passing (180), completions (337), passing yards (3,748) and points scored (449). UVA also tied the 1990 team for most touchdowns (56), while the UVA offense in 2019 averaged 33.2 points per game, which is No. 2 all-time to Virginia's 1990 team. UVA amassed over 5,000 yards of total offense in both 2018 and 2019, which marks only the second time in program history UVA has done that in back-to-back seasons. Prior to Mendenhall and Tujague's arrival, UVA only surpassed 5,000 yards of total offense four times.

Heading Tujague's offensive line was All-ACC center, Olusegun Oluwatimi, who set the pass protection and had a 97 percent target success rate in five-on-five/six protections, while allowing zero sacks and zero quarterback hits in 2019 on Bryce Perkins. Blocking for Perkins in 2019, Tujague's line saw the senior quarterback collect the top two spots in the Cavalier record book for single-season and single-game total offense. Perkins' program record for single-season total offense (4,307) in 2019 ranked No. 6 nationally and No. 1 in the ACC. A second-team All-ACC honoree, Perkins also set the single-season passing record at UVA with 3,538 passing yards in 2019, which ranked No. 16 in the nation and No. 3 in the ACC. Perkins was a special quarterback for the Cavaliers as he and Oklahoma's Jalen Hurts were the only players in the nation in 2019 with 3,000+ passing yards and 700+ rushing yards.

Tujague's offensive line in 2018 assisted in helping block for an offense that scored 370 points in 2018, the fifth-most points scored ever by a Cavalier football team. At the time Perkins shattered UVA's single-season record for total offense (3,603), which ranked No. 3 in the ACC and No. 21 in the nation. Perkins and 2018 Heisman Trophy winner Kyler Murray (Oklahoma) were the only two players in the nation with 2,600+ passing yards and 900+ rushing yards. Olamide Zaccheaus finished his senior season No. 1 in the ACC and No. 5 in the nation with 93 receptions. Zaccheaus concluded his career with 250 receptions, No. 1 all-time at UVA and No. 6 all-time in ACC history. Zaccheaus (1,058 receiving) and Jordan Ellis (1,026 rushing) gave UVA a 1,000-yard receiver and 1,000-yard rusher in the same season for just the second time in program history (1990).

In 2017 Tujague coached an offensive line that blocked for quarterback Kurt Benkert's record-breaking season. The UVA senior quarterback became the first player in program history to throw for over 3,000 yards in a season. Benkert finished the season with 3,207 passing yards and a single-season program record 298 completions. Benkert's 25 passing touchdowns in 2017 rank No. 2 all-time at UVA for a season. Anae's offense also created the first UVA receiving trio to each amass at least 600 receiving yards in the same season as Zaccheaus (895), Andre Levrone (689) and Doni Dowling (647) accomplished the feat.

In 2016, Tujague oversaw a line headed by Rimington Trophy watch list member Jackson Matteo and four-year starter Eric Smith. Tujague's line helped make UVA running back Taquan Mizell become the first player in ACC history with at least 1,500 career rushing and 1,500 career receiving yards. Benkert set a couple passing marks in front of Tujague's line, including a program record for passing yards in a game with 421 against Central Michigan, which he bested in 2017 against UConn (455). Benkert also became the fastest quarterback in a season to reach 1,000 and 2,000 yards of passing, doing so in four and eight games, respectively. Benkert accomplished that feat in 2016 and 2017.

Tujague was Mendenhall's offensive line coach at BYU from 2013-15 after serving 15 years at the College of the Canyons in Santa Clarita, Calif., from 1997-2012, the last six as head coach. Under his direction, the COC Cougars earned a 43-25 record and received five bowl invitations in his six seasons. Under Tujague's guidance, BYU center Tejan Koroma earned freshman All-America honors in 2014 after helping BYU rank No. 14 in the nation in scoring.

While at College of the Canyons, Tujague coached and developed three conference players of the year, an all-state player of the year, eight all-state athletes and five JC All-Americans at COC. His teams earned three postseason wins and he was named the Southern California Football Association National Conference Coach of the Year in 2008 following a 12-1 season. He was also honored as the Western States Conference Co-Coach of the Year in 2007 after a 9-3 record.

Prior to his promotion to head coach in 2007, Tujague served nine years as assistant head coach and offensive line coach at COC under Chuck Lyon, helping build the program upon its reinstatement in 1998 after 17 years without football. Before College of the Canyons, he coached at Chabot College from 1993-95 and the University of Redlands from 1996-97. While at Redlands, the Bulldogs won two Southern California Intercollegiate Athletic Conference Championships.

As a player, Tujague was a left guard at BYU under LaVell Edwards from 1989-1991 after two years at Chabot College, where he earned All-America honors as an offensive lineman. After redshirting at BYU in 1989, he contributed to the Cougars' second-straight 10-3 season and top-25 final ranking in 1990. Statistically, the offense ranked No. 2 in the nation at 565.8 yards per game while also rating No. 2 in scoring, putting up 42.5 points per contest.

As a senior in 1991, Tujague earned starting duties protecting Heisman Trophy winner and consensus All-American quarterback Ty Detmer. The Cougar offensive front helped BYU rank No. 5 in total offense at 479.5 yards per outing and No. 11 nationally in scoring at 35 points per game. The Cougars won the conference championship all three seasons Tujague was in Provo.

Tujague received a bachelor's degree in recreation management from BYU in 1992 and a master's degree in educational counseling from the University of Redlands in 1997. A native of Pleasanton, Calif., Tujague and his wife, Cami, are the parents of three children.

THE TUJAGUE FILE



- Sixth season at Virginia
- Last name is pronounced: TOO-jay
- Was a starting offensive lineman at BYU during Ty Detmer's Heisman Trophy season in 1990
- Owns six years of head coaching experience at the College of the Canyons
- @Coach2J

PERSONAL

Hometown: Pleasanton, Calif.
Family: Wife, Cami; three children, Savannah, Summer and Carson

EDUCATION

High School: Amador Valley HS, Pleasanton, Calif., 1987
College: BYU, 1992
Graduate School: University of Redlands, 1997, M.A.

PLAYING EXPERIENCE

- Chabot College (1987-88)
- BYU (1989-91)

COACHING EXPERIENCE

- 1993-95 – Chabot College (assistant coach)
- 1996-97 – University of Redlands (assistant coach)
- 1998-2006 – College of the Canyons (offensive line)
- 2007-12 – College of the Canyons (head coach)
- 2013-15 – BYU (offensive line)
- 2016-21 – Virginia (offensive line)

POSTSEASON EXPERIENCE

- Holiday Bowl (1989) - player
- Holiday Bowl (1990) - player
- Holiday Bowl (1991) - player
- Graffiti Bowl (1995)
- McDonald's Community College Bowl (1998)
- Southern California Bowl (1999)
- Western State Conference Bowl (2000)
- Western State Conference Bowl (2001)
- Southern California Bowl (2002)
- Western State Conference Bowl (2003)
- Western State Conference Bowl (2004)
- Western State Conference Bowl (2005)
- Western State Conference Bowl (2007)
- Western State Conference Bowl (2008)
- Golden Empire Bowl (2010)
- Southern California Bowl (2012)
- Fight Hunger Bowl (2013)
- Miami Beach Bowl (2014)
- Las Vegas Bowl (2015)
- Military Bowl (2017)
- Belk Bowl (2018)
- Orange Bowl (2019)

FORMER PROMINENT PLAYERS COACHED

- Tejan Koroma (BYU)
- De' Ondre Wesley (BYU)
- Karim Barton (College of the Canyons)
- Caylin Hauptmann (College of the Canyons)
- Mychal Rivera (College of the Canyons)
- Jason Pierre-Paul (College of the Canyons)
- Marcus Applefield (Virginia)
- Eric Smith (Virginia)

SHAWN GRISWOLD

DIRECTOR OF FOOTBALL DEVELOPMENT AND PERFORMANCE

Shawn Griswold joined the Virginia staff in January of 2018 as the director of football development and performance.

A native of Santa Rosa, Calif., Griswold came to Virginia after working at Arizona State from 2012-2017 as the Sun Devils' head coach for sports performance. He spent the 2011 season at Pittsburgh as the Panthers' director of strength and conditioning. Prior to that he was the director of strength and conditioning at Tulsa from 2008 to 2010.

During that 10-year period, he worked for former head coach Todd Graham at each of those schools. His training and conditioning programs were considered an integral part of Graham's fast-paced style of play. Griswold was a part of teams that went to eight bowl games during a 10-year stretch, including four that won 10-or-more games during their respective seasons.

Arizona State appeared in five bowl games while Griswold worked for the Sun Devils. The Sun Devils won the Pac-12 South Division in 2013 and the 2014 squad finished ranked 12th in the final Associated Press Poll.

In his only season at Pitt, Griswold saw the Panthers earn a berth to the BBVA Compass Bowl (Birmingham, Ala.).

Griswold had two stints at Tulsa (2004-06 and 2008-10) as director of strength and conditioning. During that time the Golden Hurricane earned four bowl berths and captured the 2005 Conference USA championship. In addition to working with the football team, he also had oversight of the entire strength and conditioning program for Tulsa athletics. He spent the 2007 season at Louisville as an assistant strength and conditioning coach for the Cardinals.

Prior to 2018, Griswold worked for five years as head strength and conditioning coordinator at his alma mater, Utah State. He oversaw the athletic development for 16 varsity sports and was directly responsible for designing the strength and conditioning programs for football, basketball and volleyball.

A former defensive line standout at Piner High School in Santa Rosa, Calif., Griswold played at Utah State where he earned four letters from 1992 to 1995. As a tight end in 1995, he caught 23 passes for 272 yards and four scores. Griswold's career began as a graduate assistant coach for the Aggies before he was promoted to assistant strength and conditioning coordinator.

Griswold earned both his bachelor's and master's degrees from Utah State. He received a bachelor's degree in exercise science in 1996 and a master of science degree in 1998.



MATT EDWARDS

DIRECTOR OF SPORTS ANALYTICS

Matt Edwards is in his fifth season on Bronco Mendenhall's staff and second as the director of analytics. His first three seasons at UVA Edwards was a football analyst.

Edwards came to Virginia after a two-year stint as an assistant coach at Southern Virginia. He was the recruiting coordinator, coaching the offensive line in 2015 and the wide receivers in 2016.

Edwards started his collegiate coaching career as a graduate assistant at BYU under Mendenhall in 2013 and 2014, working with the offense.

Edwards graduated from Brigham Young in 2011 with a B.S. in mathematics and earned a masters in public administration in 2013. He was a tight end on the BYU football team, lettering in 2010 and 2011.

Edwards is married to the former MaryBeth Small and they have two sons, Luke and Shea. Edwards is the grandson of the late Hall of Fame BYU football coach LaVell Edwards.



DREW MEYER

FOOTBALL ANALYST FOR SPECIAL TEAMS

Drew Meyer is in his fifth season on Bronco Mendenhall's staff and second as a football analyst for special teams. Meyer spent the 2017, 2018 and 2019 seasons as a graduate assistant at Virginia, working with the defense and special teams.

Meyer is a former All-Big Ten punter from Wisconsin, earning four letters for the Badgers. Punting for Wisconsin from 2012-15, Meyer left Madison with more punts (256) than anyone in program history. He left Wisconsin third on the team's career punting yardage list (10,125 yards) and eighth all-time in punt average (39.8 yards per punt). Meyer is also tied for the program record for games played with 54.

Meyer, a native of Hartland, Wis., is a 2016 graduate of Wisconsin with a degree in agricultural business management. He played high school football at Arrowhead High School. In 2016 Meyer started his coaching career at his alma mater, Arrowhead High School, working with special teams.



C.J. STALKER


FOOTBALL ANALYST FOR DEFENSE

C.J. Stalker is in his third season on Bronco Mendenhall's staff and second as a football analyst. He spent his first season on staff in 2019 as a defensive graduate assistant.

Stalker is a three-year letterwinner at Virginia who appeared in 20 career games for the Cavaliers. He made a career-high three tackles in the 2017 Military Bowl.

Stalker collected 13 career tackles with a season-best eight in 2017. He spent all of the 2018 season on headset assisting by calling defensive plays in.

Stalker, a native of West Chester, Ohio, is a 2018 graduate of Virginia with a degree in foreign affairs. Stalker also earned a masters degree in higher education in 2019. He played high school football for Lakota West High School.





CHARLES MACK

GRADUATE ASSISTANT

Charles Mack joined Bronco Mendenhall's staff as a graduate assistant in January 2020. He works primarily with the inside receivers. Mack moved to the coaching staff after spending the 2019 season as a regional scout.

Mack came to Virginia after spending 2018 at Georgia as an event management assistant. Before Georgia Mack was an assistant director of facilities and event management/gameday operations at Richmond, his alma mater.

Mack was a four-year letterwinner at Richmond as a defensive back. He played in 50 career games and posted a career-high 70 tackles in 2016 as a senior.

Mack is a 2017 graduate from Richmond with a degree in leadership studies and sociology. He is currently pursuing a master's degree from UVA in social and philosophical foundations of education



CHRIS PEACE

GRADUATE ASSISTANT

Chris Peace joined Bronco Mendenhall's staff as a graduate assistant in 2021. He works with the Cavalier defense. Wilkins moved to the coaching staff after spending the 2020 as a recruiting analyst.

Peace returned to the Cavalier program after signing as a free agent with the Los Angeles Chargers prior to the 2019 season. He made his NFL debut in the team's 2019 season opener before being picked up by the New York Giants where he appeared in four other games during his rookie season.

A native of Norfolk, Va., Peace graduated from Denbigh High School and resided in Newport News before attending Virginia. As a senior, he made 65 tackles (11.5 for loss) and led all ACC linebackers with 7.5 sacks en route to receiving third-team All-ACC honors. It marked the second consecutive season he led ACC linebackers in sacks, also recording 7.5 as a junior.

He received his degree from UVA in 2018 in American studies. He has a son named Paris.




JOE SPAZIANI

GRADUATE ASSISTANT

Joe Spaziani joined Bronco Mendenhall's staff as a graduate assistant in January 2020. He works primarily with the offensive line.

Spaziani returned to his alma mater after spending the 2019 season as a long snapper in the CFL with the Toronto Argonauts. The Hingham, Mass., native appeared in 30 career games for the Cavaliers as a long snapper. He made three career tackles on punt coverages and forced one fumble. He appeared in the the Military Bowl and the Belk Bowl for the Cavaliers.

Spaziani graduated from UVA in 2018 with a degree in foreign affairs, followed by a master's degree in higher education from the Curry School in 2019. He resides in Charlottesville.



DONTE WILKINS

GRADUATE ASSISTANT

Donte Wilkins joined Bronco Mendenhall's staff as a graduate assistant in January 2020. He works primarily with the defensive line. Wilkins moved to the coaching staff after spending the 2019 as a recruiting scout.

Wilkins returned to UVA in 2019 after spending the 2018 season as an assistant football performance coach at UCLA. Wilkins was a four-year letterwinner for the Cavaliers and started all 12 games on Mendenhall's first Virginia team in 2016. Wilkins played in 45 career games and made 89 tackles and 7.5 tackles for loss.

Wilkins is a 2017 graduate from Virginia with a degree in anthropology.



2020 SCHEDULE & RESULTS

RECORD:	OVERALL	HOME	AWAY	NEUTRAL
ALL GAMES	5-5-0	5-1-0	0-4-0	0-0-0
CONFERENCE	4-5-0	4-1-0	0-4-0	0-0-0
NON-CONFERENCE	1-0-0	1-0-0	0-0-0	0-0-0

Date	Opponent	Score	Result	Overall	Conference	Time	Attend
*Sep 26, 2020	DUKE	W	38-20	1-0-0	1-0-0	3:37	1000
*Oct 03, 2020	at #1 Clemson	L	23-41	1-1-0	1-1-0	3:08	18735
*Oct 10, 2020	NC STATE	L	21-38	1-2-0	1-2-0	3:33	1000
*Oct 17, 2020	at Wake Forest	L	23-40	1-3-0	1-3-0	3:30	2186
*Oct 24, 2020	at #11 Miami (FL)	L	14-19	1-4-0	1-4-0	3:20	9940
*Oct 31, 2020	#15 NORTH CAROLINA	W	44-41	2-4-0	2-4-0	3:14	1000
*Nov 14, 2020	LOUISVILLE	W	31-17	3-4-0	3-4-0	3:09	1000
Nov 21, 2020	ABILENE CHRISTIAN	W	55-15	4-4-0	3-4-0	3:21	250
*Dec 05, 2020	BOSTON COLLEGE	W	43-32	5-4-0	4-4-0	3:22	250
*Dec 12, 2020	at Virginia Tech	L	15-33	5-5-0	4-5-0	2:59	250

* - ACC contest

INDIVIDUAL STATISTICS

RUSHING

	GP	ATT	GAIN	LOSS	NET	AVG	TD	LONG	AVG/G
Brennan Armstrong	9	126	684	132	552	4.4	5	60	61.3
Wayne Taulapapa	10	88	398	3	395	4.5	5	19	39.5
Shane Simpson	10	54	284	6	278	5.1	2	29	27.8
Keytaon Thompson	9	39	236	2	234	6.0	3	43	26.0
Iraken Armstead	4	10	68	0	68	6.8	1	22	17.0
Ronnie Walker Jr.	4	23	77	11	66	2.9	0	14	16.5
Lindell Stone	6	8	28	3	25	3.1	0	6	4.2
Billy Kemp IV	10	6	22	0	22	3.7	0	9	2.2
Perris Jones	10	3	12	0	12	4.0	0	8	1.2
Tavares Kelly Jr.	5	2	0	9	-9	-4.5	0	0	-1.8
TEAM	8	7	0	16	-16	-2.3	0	0	-2.0
Total	10	366	1809	182	1627	4.4	16	60	162.7
Opponents	10	370	1755	370	1385	3.7	14	76	138.5

RECEIVING

	G	NO.	YDS	AVG	TD	LONG	YPG
Billy Kemp IV	10	67	644	9.6	1	29	64.4
Tony Poljan	10	38	411	10.8	6	28	41.1
Terrell Jana	10	36	423	11.8	1	49	42.3
Lavel Davis Jr.	8	20	515	25.8	5	90	64.4
Shane Simpson	10	13	133	10.2	1	71	13.3
Wayne Taulapapa	10	12	65	5.4	0	16	6.5
Tavares Kelly Jr.	5	9	38	4.2	0	13	7.6
Ra'Shaun Henry	9	7	206	29.4	4	52	22.9
Keytaon Thompson	9	7	98	14.0	3	56	10.9
Demick Starling	6	4	20	5.0	1	9	3.3
Nick Jackson	10	2	34	17.0	0	26	3.4
Hayden Mitchell	10	2	10	5.0	0	9	1.0
Perris Jones	10	2	3	1.5	0	5	0.3
Iraken Armstead	4	1	5	5.0	0	5	1.2
Lindell Stone	6	1	-3	-3.0	0	0	-0.5
Brennan Armstrong	9	0	4	0.0	0	0	0.4
Total	10	221	2606	11.8	22	90	260.6
Opponents	10	203	3044	15.0	19	76	304.4

PASSING

	G	EFFIC	CMP-ATT-INT	PCT	YDS	TD	LNG	AVG/G
Brennan Armstrong	9	138.89	157-268-11	58.6	2117	18	90	235.2
Lindell Stone	6	102.86	60-102-3	58.8	449	4	32	74.8
Keytaon Thompson	9	24.93	1-3-0	33.3	-3	0	0	-0.3
Iraken Armstead	4	58.53	1-3-0	33.3	9	0	9	2.2
Nash Griffin	10	242.80	2-2-0	100.0	34	0	26	3.4
TEAM	8	0.00	0-1-0	0.0	0	0	0	0.0
Total	10	127.84	221-379-14	58.3	2606	22	90	260.6
Opponents	10	154.61	203-323-11	62.8	3044	19	76	304.4

TOTAL OFFENSE

	G	PLAYS	RUSH	PASS	TOTAL	AVG/G
Brennan Armstrong	9	394	552	2117	2669	296.6
Lindell Stone	6	110	25	449	474	79.0
Wayne Taulapapa	10	88	395	0	395	39.5
Shane Simpson	10	54	278	0	278	27.8
Keytaon Thompson	9	42	234	-3	231	25.7
Iraken Armstead	4	13	68	9	77	19.2
Ronnie Walker Jr.	4	23	66	0	66	16.5
Nash Griffin	10	2	0	34	34	3.4
Billy Kemp IV	10	6	22	0	22	2.2
Perris Jones	10	3	12	0	12	1.2
Tavares Kelly Jr.	5	2	-9	0	-9	-1.8
TEAM	8	8	-16	0	-16	-2.0
Total	10	745	1627	2606	4233	423.3
Opponents	10	693	1385	3044	4429	442.9

PUNTING

	NO.	YDS	AVG	LONG	TB	FC	I20	50+
Nash Griffin	42	1780	42.4	58	4	14	12	9
TEAM	1	0	0.0	0	0	0	0	0
Total	43	1780	41.4	58	4	14	12	9
Opponents	39	1597	40.9	52	2	14	10	4



ALL PURPOSE

	G	RUSH	REC	PR	KOR	INT.	TOT	AVG/G
Billy Kemp IV	10	22	644	71	76	0	813	81.3
Shane Simpson	10	278	133	0	189	0	600	60.0
Brennan Armstrong	9	552	4	0	0	0	556	61.8
Lavel Davis Jr.	8	0	515	0	0	0	515	64.4
Wayne Taulapapa	10	395	65	0	0	0	460	46.0
Terrell Jana	10	0	423	0	0	0	423	42.3
Tony Poljan	10	0	411	0	0	0	411	41.1
Keytaon Thompson	9	234	98	0	0	0	332	36.9
Tavares Kelly Jr.	5	-9	38	0	247	0	276	55.2
Ra'Shaun Henry	9	0	206	0	0	0	206	22.9
Noah Taylor	9	0	0	0	0	85	85	9.4
D'Sean Perry	2	0	0	0	0	84	84	42.0
Iraken Armstead	4	68	5	0	0	0	73	18.2
Ronnie Walker Jr.	4	66	0	0	0	0	66	16.5
Perris Jones	10	12	3	0	21	0	36	3.6
Nick Jackson	10	0	34	0	0	0	34	3.4
Lindell Stone	6	25	-3	0	0	0	22	3.7
Demick Starling	6	0	20	0	0	0	20	3.3
Hayden Mitchell	10	0	10	0	0	0	10	1.0
D'Angelo Amos	10	0	0	0	0	6	6	0.6
TEAM	8	-16	0	0	0	0	-16	-2.0
Total	10	1627	2606	71	533	175	5012	501.2
Opponents	10	1385	3044	72	316	80	4897	489.7

SCORING

	TD	FGS	PATS				PASS	DXP	SAF	POINTS
			KICK	RUSH	RCV	PASS				
Brian Delaney	0	10-13	35-36	0-0	0	0-0	0	0	65	
Keytaon Thompson	6	0-0	0-0	0-0	0	0-0	0	0	36	
Tony Poljan	6	0-0	0-0	0-0	0	0-0	0	0	36	
Brennan Armstrong	5	0-0	0-0	0-0	0	1-3	0	0	30	
Wayne Taulapapa	5	0-0	0-0	0-0	0	0-0	0	0	30	
Lavel Davis Jr.	5	0-0	0-0	0-0	0	0-0	0	0	30	
Ra'Shaun Henry	4	0-0	0-0	0-0	0	0-0	0	0	24	
Shane Simpson	3	0-0	0-0	0-0	0	0-0	0	0	18	
Terrell Jana	1	0-0	0-0	0-0	1	0-0	0	0	8	
D'Sean Perry	1	0-0	0-0	0-0	0	0-0	0	0	6	
Noah Taylor	1	0-0	0-0	0-0	0	0-0	0	0	6	
Iraken Armstead	1	0-0	0-0	0-0	0	0-0	0	0	6	
Billy Kemp IV	1	0-0	0-0	0-0	0	0-0	0	0	6	
Demick Starling	1	0-0	0-0	0-0	0	0-0	0	0	6	
Total	40	10-13	35-36	0-0	1	1-3	0	0	307	
Opponents	34	19-23	31-32	0-1	1	1-1	0	1	296	

FIELD GOALS

	FGM-FGA	Pct	01-19	20-29	30-39	40-49	50-99	Lg	Blk
Brian Delaney	10-13	76.9	0-0	5-5	4-7	1-1	0-0	42	0

FG SEQUENCE

	Virginia	OPPONENTS
Duke	(32)	(25),(47)
Clemson	(27)	(47),(42)
NC State	-	51,(36),37
Wake Forest	(32),(29),36,(42)	(32),(25),(38),(44)
Miami (FL)	36	42,(32),(20)
North Carolina	(35)	(51),(30),52
Louisville	(23)	(48)
Abilene Christian	-	-
Boston College	(38),(26),(28)	(35)
Virginia Tech	39	(46),(47),(47),(30)

Numbers in (parentheses) indicate field goal was made.

INTERCEPTIONS

	NO.	YDS	AVG	TD	LONG
Brenton Nelson	2	0	0.0	0	0
Nick Grant	2	0	0.0	0	0
D'Angelo Amos	2	6	3.0	0	6
De'Vante Cross	2	0	0.0	0	0
Joey Blount	1	0	0.0	0	0
Noah Taylor	1	85	85.0	1	85
D'Sean Perry	1	84	84.0	1	84
Total	11	175	15.9	2	85
Opponents	14	80	5.7	1	27

KO RETURNS

	NO.	YDS	AVG	TD	LONG
Tavares Kelly Jr.	11	247	22.5	0	36
Shane Simpson	6	189	31.5	0	73
Billy Kemp IV	4	76	19.0	0	24
Perris Jones	2	21	10.5	0	16
Total	23	533	23.2	0	73
Opponents	16	316	19.8	0	52

PUNT RETURNS

	NO.	YDS	AVG	TD	LONG
Billy Kemp IV	14	71	5.1	0	19
Total	14	71	5.1	0	19
Opponents	12	72	6.0	0	17

FUMBLE RETURNS

	NO.	YDS	AVG	TD	LONG
Matt Gahm	1	5	5.0	0	5
Total	1	5	5.0	0	5
Opponents	0	0	0.0	0	0

2020 TEAM STATISTICS

	UVA	OPP		UVA	OPP			
SCORING	307	296	PENALTIES-Yards	53-483	79-667			
Points Per Game	30.7	29.6	Average Per Game	48.3	66.7			
Points Off Turnovers	69	67	PUNTS-Yards	43-1780	39-1597			
FIRST DOWNS	236	204	Average Per Punt	41.4	40.9			
Rushing	95	69	Net punt average	37.9	38.1			
Passing	116	124	KICKOFFS-Yards	57-3558	62-3717			
Penalty	25	11	Average Per Kick	62.4	60.0			
RUSHING YARDAGE	1627	1385	Net kick average	42.0	38.9			
Yards gained rushing	1809	1755	TIME OF POSSESSION/Game	31:04	28:56			
Yards lost rushing	182	370	3RD-DOWN Conversions	53/143	60/144			
Rushing Attempts	366	370	3rd-Down Pct	37%	42%			
Average Per Rush	4.4	3.7	4TH-DOWN Conversions	16/25	5/15			
Average Per Game	162.7	138.5	4th-Down Pct	64%	33%			
TDs Rushing	16	14	SACKS BY-Yards	32-221	20-127			
PASSING YARDAGE	2606	3044	MISC YARDS	0	0			
Comp-Att-Int	221-379-14	203-323-11	TOUCHDOWNS SCORED	40	34			
Average Per Pass	6.9	9.4	FIELD GOALS-ATTEMPTS	10-13	19-23			
Average Per Catch	11.8	15.0	ON-SIDE KICKS	0-2	0-0			
Average Per Game	260.6	304.4	RED-ZONE SCORES	(34-41) 83%	(30-38) 79%			
TDs Passing	22	19	RED-ZONE TOUCHDOWNS	(25-41) 61%	(20-38) 53%			
TOTAL OFFENSE	4233	4429	PAT-ATTEMPTS	(35-36) 97%	(31-32) 97%			
Total Plays	745	693	ATTENDANCE	4500	31111			
Average Per Play	5.7	6.4	Games/Avg Per Game	6/750	4/7778			
Average Per Game	423.3	442.9	Neutral Site Games		0/0			
KICK RETURNS: #-Yards	23-533	16-316	SCORE BY QUARTERS	1st	2nd	3rd	4th	Total
PUNT RETURNS: #-Yards	14-71	12-72	Virginia	57	100	67	83	307
INT RETURNS: #-Yards	11-175	14-80	Opponents	78	91	43	84	296
KICK RETURN AVERAGE	23.2	19.8						
PUNT RETURN AVERAGE	5.1	6.0						
INT RETURN AVERAGE	15.9	5.7						
FUMBLES-LOST	7-5	13-7						

2020 GAME-BY-GAME STARTERS

OFFENSE

Game	WR	LT	LG	C	RG	RT	WR	QB	TB/TE	TE	WR
Duke	Jana	Nelson, R.	Reinkensmeyer	Oluwatimi	Glaser	Swoboda	Kemp IV	Armstrong	Taulapapa	Poljan	Henry
at Clemson	Jana	Nelson, R.	Reinkensmeyer	Oluwatimi	Glaser	Swoboda	Kemp IV	Armstrong	Taulapapa	Poljan	Davis Jr.
NC State	Jana	Nelson, R.	Reinkensmeyer	Oluwatimi	Glaser	Swoboda	Kemp IV	Armstrong	Taulapapa	Poljan	Davis Jr.
at Wake Forest	Jana	Nelson, R.	Reinkensmeyer	Oluwatimi	Glaser	Swoboda	Kemp IV	Stone	Taulapapa	Misch	Davis Jr.
at Miami (Fla.)	Thompson	Nelson, R.	Reinkensmeyer	Oluwatimi	Glaser	Swoboda	Kelly Jr.	Armstrong	Taulapapa	Poljan	Henry
North Carolina	Jana	Nelson, R.	Reinkensmeyer	Oluwatimi	Glaser	Swoboda	Kemp IV	Armstrong	Taulapapa	Poljan	Thompson
Louisville	Jana	Nelson, R.	Reinkensmeyer	Oluwatimi	Glaser	Swoboda	Kemp IV	Armstrong	Taulapapa	Misch	Davis Jr.
Abilene Christian	Jana	Nelson, R.	Bissinger	Oluwatimi	Glaser	Swoboda	Kemp IV	Armstrong	Simpson	Poljan	Davis Jr.
Boston College	Thompson	Nelson, R.	Bissinger	Oluwatimi	Glaser	Swoboda	Kemp IV	Armstrong	Misch (TE)	Poljan	Davis Jr.
at Virginia Tech	Thompson	Nelson, R.	Bissinger	Oluwatimi	Glaser	Swoboda	Kemp IV	Armstrong	Taulapapa	Poljan	Davis Jr.

DEFENSE

Game	DE	NT/DB	DE	WLB	BLB	MLB	SLB	CB	FS	SABRE	CB
Duke	Burney	Briggs	Alonso	Snowden	Jackson	Zandier	Taylor	Grant	Blount	Nelson, B.	Cross
at Clemson	Burney	Briggs	Atariwa	Snowden	Jackson	Zandier	Taylor	Grant	Blount	Nelson, B.	Cross
NC State	Burney	Briggs	Alonso	Snowden	Jackson	Zandier	Taylor	Grant	Amos	Nelson, B.	Cross
at Wake Forest	Burney	Briggs	Alonso	Snowden	Jackson	Zandier	Taylor	Grant	Blount	Nelson, B.	Cross
at Miami (Fla.)	Burney	Briggs	Alonso	Snowden	Jackson	Zandier	Taylor	Grant	Amos	Clary	Cross
North Carolina	Atariwa	Briggs	Alonso	Snowden	Jackson	Zandier	Taylor	Grant	Amos	Clary	Cross
Louisville	Atariwa	Briggs	Alonso	Snowden	Jackson	Zandier	Taylor	Grant	Amos	King	Cross
Abilene Christian	Atariwa	King (DB)	Alonso	Snowden	Jackson	Zandier	Taylor	Grant	Amos	Clary	Cross
Boston College	Atariwa	Redmond	Alonso	Gahm	Jackson	Zandier	Brown	Grant	Blount	King	Cross
at Virginia Tech	Atariwa	Redmond	Alonso	Gahm	Jackson	Zandier	Taylor	Grant	Blount	King	Cross



DEFENSIVE STATISTICS

	POS.	G/GS	SOLO	AST.	TOTAL	AVG.	TFL	QBS/YD.	INT	PBU	QBH	FR	FC	BLK	SAF
Nick Jackson	ILB	10-10	55	50	105	10.5	6.0-23	2.5-17	.	2	3	.	1	.	.
Zane Zandier	ILB	10-10	32	47	79	7.9	7.5-25	2.5-15	.	1	8	.	1	.	.
D'Angelo Amos	S	10-5	28	19	47	4.7	3.0-11	.	2-6	4	.	.	.	1	.
Noah Taylor	OLB	9-9	20	24	44	4.9	8.5-27	3.0-18	1-85	2	7	.	1	.	.
Charles Snowden	OLB	8-8	20	24	44	5.5	10.0-64	6.0-51	.	3	4	.	1	.	.
Matt Gahm	OLB	10-2	21	17	38	3.8	6.5-28	4.0-22	.	2	2	1-5	1	.	.
Nick Grant	CB	10-10	25	6	31	3.1	1.5-3	.	2-0	3	.	1-0	1	.	.
Coen King	CB	8-4	20	10	30	3.8	0.5-3
De'Vante Cross	CB	10-10	18	11	29	2.9	3.0-18	1.0-7	2-0	4	1
Mandy Alonso	DE	10-9	6	20	26	2.6	4.0-18	2.0-13	.	1	6	1-0	.	.	.
Joey Blount	FS	5-5	18	7	25	5.0	2.5-29	1.0-14	1-0	2	5	.	1	.	.
Antonio Clary	S	9-3	12	12	24	2.7	2.0-2	0.5-1	.	2	.	1-0	.	.	.
Jowon Briggs	NT	7-7	5	15	20	2.9	4.0-27	3.0-25	.	.	1
Adeeb Atariwa	DE	10-6	7	9	16	1.6	2.0-13	2.0-13	.	.	3
Richard Burney	DE	5-5	9	7	16	3.2	4.0-14	2.0-9	.	1	3
Jahmeer Carter	NT	9-0	5	9	14	1.6	0.5-1	0.5-1	.	.	1
Brenton Nelson	SS	4-4	8	4	12	3.0	3.5-10	.	2-0
Robert Snyder	ILB	8-0	5	5	10	1.3	1.0-10	1.0-10	.	.	1
Darius Bratton	CB	9-0	5	3	8	1.6	.	.	.	1
Josh Ahern	ILB	9-0	3	3	6	0.7	.	.	.	1
Elijah Gaines	DB	4-0	5	.	5	1.3	1.0-5	1.0-5
Darren Klein	S	1-0	2	2	4	4.0	.	.	.	1
Elliott Brown	OLB	10-1	3	1	4	0.4	1.0-1	.	.	1	6
Hunter Stewart	OLB	10-0	1	3	4	0.4	1-0	.	.	.
Su Agunloye	DE	2-0	2	2	4	2.0
T.C. Harrison	ILB	9-0	.	3	3	0.3
Nusi Malani	DE	7-0	1	2	3	0.4
Wayne Taulapapa	RB	10-8	2	1	3	0.3
Terrell Jana	WR	10-7	2	1	3	0.3
Chayce Chalmers	DB	10-0	2	1	3	0.3
Hayden Mitchell	WR	10-0	1	2	3	0.3
Jordan Redmond	NT	3-2	1	2	3	1.0	1
Fentrell Cypress II	DB	1-0	1	1	2	2.0
Donovan Johnson	DB	4-0	2	.	2	0.5
Tommy Christ	DL/OL	10-0	1	1	2	0.2	1
Jalen Harrison	WR	5-0	1	.	1	0.2
Heskin Smith	CB	2-0	.	1	1	0.5
Jake Dewease	DB	5-0	1	.	1	0.2
Perris Jones	RB	10-0	.	1	1	0.1
Grant Misch	TE	8-3	.	1	1	0.1
D'Sean Perry	OLB	2-0	1	.	1	0.5	.	.	1-84
Tucker Finkelston	LS	10-0	1	.	1	0.1	2-0	.	.	.
Tony Poljan	TE	10-8	1	.	1	0.1
Lavel Davis Jr.	WR	8-7	.	1	1	0.1
Brennan Armstrong	PK	7-0	.	1	1	0.1
Billy Kemp IV	WR	10-9	1	.	1	0.1
Total	10-0	354	330	684			72-332	32-221	11-175	31	53	7-5	7	1	.
Opponents	10-0	342	394	736			42.0-182	20-127	14-80	44	8	5-0	3	1	1

2020 INDIVIDUAL SINGLE-GAME DEFENSIVE SUPERLATIVES

- Most Total Tackles:** 16, Nick Jackson at Miami
- Most Unassisted Tackles:** 9, Joey Blount at Clemson
- Most Assisted Tackles:** 13, Zane Zandier vs. Duke
- Most Tackles for Loss (inc. sacks):** 4.0, Charles Snowden vs. North Carolina
- Most Sacks:** 4.0, Charles Snowden vs. North Carolina
- Most Fumbles Recovered:** 1, Tucker Finkelston vs. Duke; Matt Gahm vs. Duke; Mandy Alonso vs. North Carolina; Tucker Finkelston vs. North Carolina; Antonio Clary vs. Louisville; Nick Grant vs. Louisville; Hunter Stewart at Virginia Tech.
- Most Fumbles Caused:** 1, Joey Blount vs. Duke, Noah Taylor at Wake Forest, Charles Snowden vs. North Carolina, Nick Jackson vs. North Carolina, Zane Zandier vs. Louisville, Nick Grant vs. Louisville, Matt Gahm vs. Boston College.
- Most Passes Broken Up:** 2, Charles Snowden vs. Duke, Noah Taylor vs. NC State, De'Vante Cross at Wake Forest.
- Most Interceptions:** 2, Brenton Nelson vs. Duke

2021 UVA FOOTBALL VIRGINIA GAME-BY-GAME

DATE	OPPONENT	-RUSHING-				-RECEIVING-				-PASSING-				-KICK RET-			-PUNT RET-			TOT				
		NO	YDS	TD	LG	NO	YDS	TD	LG	CMP	ATT	INT	YDS	TD	LG	NO	YDS	TD	Lg	NO	YDS	TD	LG	OFF
Sep 26, 2020	DUKE	37	188	3	19	25	262	2	39	25	47	2	262	2	39	1	19	0	19	0	0	0	0	450
Oct 03, 2020	at Clemson	38	147	0	28	24	270	3	31	24	43	2	270	3	31	1	18	0	18	0	0	0	0	417
Oct 10, 2020	NC STATE	29	82	0	12	37	323	3	32	37	64	3	323	3	32	2	32	0	17	1	2	0	2	405
Oct 17, 2020	at Wake Forest	38	218	2	22	25	202	0	19	25	45	2	202	0	19	5	114	0	33	3	22	0	12	420
Oct 24, 2020	at Miami (FL)	35	185	0	32	16	181	2	49	16	32	0	181	2	49	3	76	0	36	1	19	0	19	366
Oct 31, 2020	NORTH CAROLINA	51	210	3	29	12	208	3	71	12	22	1	208	3	71	1	12	0	12	0	0	0	0	418
Nov 14, 2020	LOUISVILLE	42	165	2	14	15	203	1	33	15	23	1	203	1	33	4	75	0	23	1	4	0	4	368
Nov 21, 2020	ABILENE CHRISTIAN	33	115	2	33	22	403	5	90	22	29	0	403	5	90	1	16	0	16	4	10	0	14	518
Dec 05, 2020	BOSTON COLLEGE	42	262	4	60	19	287	1	47	19	27	1	287	1	47	3	119	0	73	4	14	0	8	549
Dec 12, 2020	at Virginia Tech	21	55	0	13	26	267	2	33	26	47	2	267	2	33	2	52	0	28	0	0	0	0	322
Totals		366	1627	16	60	221	2606	22	90	221	379	14	2606	22	90	23	533	0	73	14	71	0	19	4233
Opponent		370	1385	14	76	203	3044	19	76	203	323	11	3044	19	76	16	316	0	52	12	72	0	17	4429

Games: 10 • Avg/rush: 4.4 • Avg/catch: 11.8 • Pass effic: 127.84 • KR avg: 23.2 • PR avg: 5.1 • All purpose avg/game: 501.2 • Total offense avg/gm: 423.3

DATE	OPPONENT	-TACKLES-			-SACKS-		-FUMBLE-			BLKD			-KICKS-XPTS-										
		SOLO	AST	TOTAL	TFL	YDS	NO	YDS	FF	FR	YDS	INT	YDS	QBH	BRK	KICK	ATT	MAD	RUN	RCV	SAFPTS		
Sep 26, 2020	DUKE	30	52	82	11	0	48	5	0	2	5	0	13	5	0	5	5	0	0	0	38		
Oct 03, 2020	at Clemson	44	10	54	5	0	27	2	0	0	0	0	1	2	0	2	2	0	0	0	23		
Oct 10, 2020	NC STATE	31	30	61	6	0	15	0	0	0	1	0	8	6	0	3	3	0	0	0	21		
Oct 17, 2020	at Wake Forest	37	32	69	7	0	29	3	0	0	0	1	4	0	2	2	0	0	0	23			
Oct 24, 2020	at Miami (FL)	44	36	80	11	0	38	5	0	0	0	0	0	3	1	2	2	0	0	14			
Oct 31, 2020	NORTH CAROLINA	28	38	66	7	0	41	5	0	2	2	0	0	1	0	6	5	0	0	44			
Nov 14, 2020	LOUISVILLE	32	36	68	6	0	34	4	0	2	2	1	85	4	1	4	4	0	0	31			
Nov 21, 2020	ABILENE CHRISTIAN	38	34	72	7	0	43	4	0	0	0	1	84	7	5	7	7	0	0	55			
Dec 05, 2020	BOSTON COLLEGE	34	22	56	6	0	41	4	0	1	0	3	6	15	4	4	4	0	0	43			
Dec 12, 2020	at Virginia Tech	36	40	76	6	0	16	0	0	0	1	0	0	4	0	1	1	0	1	15			
Totals		354	330	684	72	0	332	32	0	7	7	5	11	175	53	31	1	36	35	0	1	0	307
Opponent		342	394	736	42	0	182	20	0	3	5	0	14	80	8	44	1	32	31	0	1	1	296

DATE	OPPONENT	-PUNTING-							-FIELD GOALS-			-KICKOFFS-							
		NO	YDS	AVG	LONG	BLK	TD	FC	50+	120	ATT	MADE	LG	BLKD	NO	YDS	AVG	TB	OB
Sep 26, 2020	DUKE	7	307	43.9	54	0	2	1	1	2	1	1	32	0	7	455	65.0	5	0
Oct 03, 2020	at Clemson	4	186	46.5	55	0	1	1	2	1	1	27	0	4	242	60.5	2	1	
Oct 10, 2020	NC STATE	6	186	31.0	58	1	0	0	1	0	0	0	0	3	176	58.7	1	1	
Oct 17, 2020	at Wake Forest	4	180	45.0	55	0	0	2	1	2	4	42	0	6	386	64.3	5	1	
Oct 24, 2020	at Miami (FL)	5	231	46.2	54	0	1	3	2	2	1	0	0	3	186	62.0	1	0	
Oct 31, 2020	NORTH CAROLINA	2	84	42.0	51	0	0	1	1	0	1	35	0	8	511	63.9	5	1	
Nov 14, 2020	LOUISVILLE	4	170	42.5	45	0	0	3	0	2	1	23	0	6	383	63.8	3	0	
Nov 21, 2020	ABILENE CHRISTIAN	2	74	37.0	39	0	0	1	0	0	0	0	0	8	493	61.6	5	0	
Dec 05, 2020	BOSTON COLLEGE	4	153	38.2	44	0	0	1	0	1	3	38	0	9	531	59.0	4	0	
Dec 12, 2020	at Virginia Tech	5	209	41.8	50	0	0	1	1	2	1	0	0	3	195	65.0	3	0	
Totals		43	1780	41.4	58	1	4	14	9	12	13	10	42	0	57	3558	62.4	34	4
Opponent		39	1597	40.9	52	0	2	14	4	10	23	19	51	1	62	3717	60.0	31	2



OPPONENT GAME-BY-GAME

DATE	OPPONENT	-RUSHING-				-RECEIVING-				-PASSING-				-KICK RET-			-PUNT RET-				TOT			
		NO	YDS	TD	LG	NO	YDS	TD	LG	CMP	ATT	INT	YDS	TD	LG	NO	YDS	TD	LG	NO	YDS	TD	LG	OFF
Sep 26, 2020	DUKE	38	56	0	24	18	286	2	55	18	40	5	286	2	55	2	31	0	16	2	0	0	3	342
Oct 03, 2020	at Clemson	31	137	2	22	26	329	3	46	26	39	0	329	3	46	1	52	0	52	1	9	0	9	466
Oct 10, 2020	NC STATE	42	179	2	35	11	184	2	33	11	25	1	184	2	33	0	0	0	0	2	28	0	17	363
Oct 17, 2020	at Wake Forest	42	174	3	75	16	309	1	49	16	27	0	309	1	49	0	0	0	0	1	8	0	8	483
Oct 24, 2020	at Miami (FL)	48	122	1	19	21	322	1	43	21	30	0	322	1	43	2	26	0	16	0	0	0	444	
Oct 31, 2020	NORTH CAROLINA	33	93	1	38	23	443	4	76	23	28	0	443	4	76	2	44	0	23	1	-1	0	0	536
Nov 14, 2020	LOUISVILLE	39	317	2	50	13	161	0	46	13	21	1	161	0	46	3	63	0	29	0	0	0	0	478
Nov 21, 2020	ABILENE CHRISTIAN	32	62	1	13	28	278	1	32	28	45	1	278	1	32	2	41	0	25	0	0	0	0	340
Dec 05, 2020	BOSTON COLLEGE	20	-7	0	12	32	520	4	50	32	46	3	520	4	50	4	59	0	21	2	17	0	10	513
Dec 12, 2020	at Virginia Tech	45	252	2	76	15	212	1	60	15	22	0	212	1	60	0	0	0	0	3	11	0	8	464
Opponent totals		370	1385	14	76	203	3044	19	76	203	323	11	3044	19	76	16	316	0	52	12	72	0	17	4429
Virginia		366	1627	16	60	221	2606	22	90	221	379	14	2606	22	90	23	533	0	73	14	71	0	19	4233

Games: 10 Avg/rush: 3.7 Avg/catch: 15.0 Pass eff: 154.61 KR avg: 19.8 PR avg: 6.0 All purpose avg/game: 489.7 Total offense avg/gm: 442.9

DATE	OPPONENT	-TACKLES-			-SACKS-		-FUMBLE-			QBH	BRK	KICK	BLKD	-KICKS-XPTS-						
		SOLO	AST	TOTAL	TFL	YDS	NO	YDS	FF					FR	YDS	INT	YDS	ATT	MAD	RUN
Sep 26, 2020	DUKE	30	56	86	3	0-18	1	0-9	1	1-0	2-3	0	7	0	2-2	0	0	0	0	20
Oct 03, 2020	at Clemson	43	30	73	4	0-16	3	0-12	0	0-0	2-0	0	8	0	5-5	0	0	0	41	
Oct 10, 2020	NC STATE	46	34	80	6	0-21	3	0-14	1	1-0	3-39	0	7	1	5-5	0	0	0	38	
Oct 17, 2020	at Wake Forest	50	32	82	5	0-7	1	0-3	0	1-0	2-0	3	7	0	4-4	0	0	0	40	
Oct 24, 2020	at Miami (FL)	32	26	58	2	0-20	1	0-12	0	1-0	0-0	2	5	0	1-1	0	0	0	19	
Oct 31, 2020	NORTH CAROLINA	23	56	79	5	0-28	3	0-23	0	0-0	1-0	0	1	0	5-5	0	0	0	41	
Nov 14, 2020	LOUISVILLE	39	32	71	4	0-7	1	0-3	1	1-0	1-1	0	2	0	2-2	0	0	0	17	
Nov 21, 2020	ABILENE CHRISTIAN	24	42	66	5	0-19	1	0-7	0	0-0	0-0	0	0	0	2-1	0	0	1	15	
Dec 05, 2020	BOSTON COLLEGE	25	64	89	2	0-17	2	0-17	0	0-0	1-12	0	2	0	3-3	0	1	0	32	
Dec 12, 2020	at Virginia Tech	30	22	52	6	0-29	4	0-27	0	0-0	2-27	3	5	0	3-3	0	0	0	33	
Opponent totals		342	394	736	42	0-182	3	5-0	14	80	8	44	1	32	31	0	1	1	296	
Virginia		354	330	684	72	0-332	7	7-5	11	175	53	31	1	36	35	0	1	0	307	

DATE	OPPONENT	-PUNTING-							-FIELD GOALS-			-KICKOFFS-							
		NO	YDS	AVG	LONG	BLKD	TB	FC	50+	I20	ATT-MADE	LG	BLKD	NO	YDS	AVG	TB	OB	
Sep 26, 2020	DUKE	4	160	40.0	42	0	0	4	0	1	2-2	47	0	5	325	65.0	4	0	
Oct 03, 2020	at Clemson	3	115	38.3	43	0	0	1	0	1	2-2	47	0	8	519	64.9	7	0	
Oct 10, 2020	NC STATE	6	233	38.8	46	0	1	2	0	2	3-1	36	0	7	409	58.4	4	0	
Oct 17, 2020	at Wake Forest	5	236	47.2	52	0	0	1	2	0	4-4	44	0	9	525	58.3	3	0	
Oct 24, 2020	at Miami (FL)	5	216	43.2	52	0	1	3	2	2	3-2	32	1	5	325	65.0	2	0	
Oct 31, 2020	NORTH CAROLINA	0	0	0.0	0	0	0	0	0	0	3-2	51	0	8	515	64.4	6	1	
Nov 14, 2020	LOUISVILLE	3	109	36.3	45	0	0	1	0	2	1-1	48	0	4	249	62.2	0	0	
Nov 21, 2020	ABILENE CHRISTIAN	5	222	44.4	48	0	0	1	0	1	0-0	0	0	3	126	42.0	0	0	
Dec 05, 2020	BOSTON COLLEGE	5	207	41.4	49	0	0	0	0	0	1-1	35	0	5	211	42.2	0	0	
Dec 12, 2020	at Virginia Tech	3	99	33.0	39	0	0	1	0	1	4-4	47	0	8	513	64.1	5	1	
Opponent totals		39	1597	40.9	52	0	2	14	4	10	23	19	51	1	62	3717	60.0	31	2
Virginia		43	1780	41.4	58	1	4	14	9	12	13	10	42	0	57	3558	62.4	34	4

VIRGINIA GAME SUPERLATIVES

INDIVIDUAL GAME HIGHS

Rushes	22	Brennan Armstrong at Clemson (Oct 03, 2020)
Yards Rushing	130	Brennan Armstrong vs Boston College (Dec 05, 2020)
TD Rushes	2	Wayne Taulapapa vs Duke (Sep 26, 2020) Brennan Armstrong vs Louisville (Nov 14, 2020) Shane Simpson vs Abilene Christian (Nov 21, 2020) Keytaon Thompson vs Boston College (Dec 05, 2020)
Long Rush	60	Brennan Armstrong vs Boston College (Dec 05, 2020)
Pass attempts	54	Lindell Stone vs NC State (Oct 10, 2020)
Pass completions	30	Lindell Stone vs NC State (Oct 10, 2020)
Yards Passing	383	Brennan Armstrong vs Abilene Christian (Nov 21, 2020)
TD Passes	4	Brennan Armstrong vs Abilene Christian (Nov 21, 2020)
Long Pass	90	Brennan Armstrong vs Abilene Christian (Nov 21, 2020)
Receptions	10	Billy Kemp IV at Clemson (Oct 03, 2020) Billy Kemp IV vs NC State (Oct 10, 2020)
Yards Receiving	111	Terrell Jana vs NC State (Oct 10, 2020)
TD Receptions	2	Lavel Davis Jr. vs Duke (Sep 26, 2020)
Long Reception	90	Lavel Davis Jr. vs Abilene Christian (Nov 21, 2020)
Field Goals	3	Brian Delaney at Wake Forest (Oct 17, 2020) Brian Delaney vs Boston College (Dec 05, 2020)
Long Field Goal	42	Brian Delaney at Wake Forest (Oct 17, 2020)
Punts	7	Nash Griffin vs Duke (Sep 26, 2020)
Punting Avg	46.5	Nash Griffin at Clemson (Oct 03, 2020)
Long Punt	58	Nash Griffin vs NC State (Oct 10, 2020)
Punts inside 20	2	Nash Griffin vs Duke (Sep 26, 2020) Nash Griffin at Wake Forest (Oct 17, 2020) Nash Griffin at Miami (FL) (Oct 24, 2020) Nash Griffin vs Louisville (Nov 14, 2020) Nash Griffin at Virginia Tech (Dec 12, 2020)
Long Punt Return	19	Billy Kemp IV at Miami (FL) (Oct 24, 2020)
Long Kickoff Return	73	Shane Simpson vs Boston College (Dec 05, 2020)
Tackles	16	Nick Jackson at Miami (FL) (Oct 24, 2020)
Sacks	4.0	Charles Snowden vs North Carolina (Oct 31, 2020)
Tackles For Loss	4.0	Charles Snowden vs North Carolina (Oct 31, 2020)
Interceptions	2	Brenton Nelson vs Duke (Sep 26, 2020)

TEAM GAME HIGHS

Rushes	51	vs North Carolina (Oct 31, 2020)
Yards Rushing	262	vs Boston College (Dec 05, 2020)
Yards Per Rush	6.2	vs Boston College (Dec 05, 2020)
TD Rushes	4	vs Boston College (Dec 05, 2020)
Pass attempts	64	vs NC State (Oct 10, 2020)
Pass completions	37	vs NC State (Oct 10, 2020)
Yards Passing	403	vs Abilene Christian (Nov 21, 2020)
Yards Per Pass	13.9	vs Abilene Christian (Nov 21, 2020)
TD Passes	5	vs Abilene Christian (Nov 21, 2020)
Total Plays	93	vs NC State (Oct 10, 2020)
Total Offense	549	vs Boston College (Dec 05, 2020)
Yards Per Play	8.4	vs Abilene Christian (Nov 21, 2020)
Points	55	vs Abilene Christian (Nov 21, 2020)
Sacks By	5	vs Duke (Sep 26, 2020) at Miami (FL) (Oct 24, 2020) vs North Carolina (Oct 31, 2020)
First Downs	28	vs North Carolina (Oct 31, 2020)
Penalties	10	vs Boston College (Dec 05, 2020)
Penalty Yards	95	vs Boston College (Dec 05, 2020)
Turnovers	4	vs NC State (Oct 10, 2020)
Interceptions By	5	vs Duke (Sep 26, 2020)
Punts	7	vs Duke (Sep 26, 2020)
Punting Avg	46.5	at Clemson (Oct 03, 2020)
Long Punt	58	vs NC State (Oct 10, 2020)
Punts inside 20	2	vs Duke (Sep 26, 2020) at Wake Forest (Oct 17, 2020) at Miami (FL) (Oct 24, 2020) vs Louisville (Nov 14, 2020) at Virginia Tech (Dec 12, 2020)
Long Punt Return	19	at Miami (FL) (Oct 24, 2020)



OPPONENT INDIVIDUAL GAME HIGHS

Rushes	23	Kenneth Walker, at Wake Forest (Oct 17, 2020)
Yards Rushing	197	Malik Cunningham vs Louisville (Nov 14, 2020)
TD Rushes	3	Kenneth Walker, at Wake Forest (Oct 17, 2020)
Long Rush	76	Khalil Herbert at Virginia Tech (Dec 12, 2020)
Pass attempts	46	Dennis Grosel vs Boston College (Dec 05, 2020)
Pass completions	32	Dennis Grosel vs Boston College (Dec 05, 2020)
Yards Passing	520	Dennis Grosel vs Boston College (Dec 05, 2020)
TD Passes	4	Sam Howell vs North Carolina (Oct 31, 2020) Dennis Grosel vs Boston College (Dec 05, 2020)
Long Pass	76	Sam Howell vs North Carolina (Oct 31, 2020)
Receptions	11	Dyami Brown vs North Carolina (Oct 31, 2020)
Yards Receiving	240	Dyami Brown vs North Carolina (Oct 31, 2020)
TD Receptions	3	Dyami Brown vs North Carolina (Oct 31, 2020)
Long Reception	76	Khafre Brown vs North Carolina (Oct 31, 2020)
Field Goals	4	Nick Sciba, at Wake Forest (Oct 17, 2020) Brian Johnson at Virginia Tech (Dec 12, 2020)
Long Field Goal	51	Grayson Atkins vs North Carolina (Oct 31, 2020)
Punts	6	Trenton Gill vs NC State (Oct 10, 2020)
Punting Avg	47.2	Ivan Mora at Wake Forest (Oct 17, 2020)
Long Punt	52	Ivan Mora at Wake Forest (Oct 17, 2020) Lou Hedley at Miami (FL) (Oct 24, 2020)
Punts inside 20	2	Trenton Gill vs NC State (Oct 10, 2020) Lou Hedley at Miami (FL) (Oct 24, 2020) Logan Lupo vs Louisville (Nov 14, 2020)
Long Punt Return	17	Thayer Thomas vs NC State (Oct 10, 2020)
Long Kickoff Return	52	Lyn-J Dixon at Clemson (Oct 03, 2020)
Tackles	14	Baylon Spector at Clemson (Oct 03, 2020)
Sacks	1.0	Justin Mascoll at Clemson (Oct 03, 2020) Bryan Bresee at Clemson (Oct 03, 2020) Terrell Dawkins vs NC State (Oct 10, 2020) Malik Dunlap vs NC State (Oct 10, 2020) Shyheim Battle vs NC State (Oct 10, 2020) Carlos Basham at Wake Forest (Oct 17, 2020) Bradley Jennings at Miami (FL) (Oct 24, 2020) Don Chapman vs North Carolina (Oct 31, 2020) Tomari Fox vs North Carolina (Oct 31, 2020) Dayna Kinnaird vs Louisville (Nov 14, 2020) Jack Gibbens vs Abilene Christian (Nov 21, 2020) Jason Maitre vs Boston College (Dec 05, 2020) Luc Bequette vs Boston College (Dec 05, 2020) Jarrod Hewitt at Virginia Tech (Dec 12, 2020) Rayshard Ashby at Virginia Tech (Dec 12, 2020) Armani Chatman at Virginia Tech (Dec 12, 2020) Amare Barno at Virginia Tech (Dec 12, 2020)
Tackles For Loss	2.0	Don Chapman vs North Carolina (Oct 31, 2020) Yasir Abdullah vs Louisville (Nov 14, 2020) Jack Gibbens vs Abilene Christian (Nov 21, 2020) Amare Barno at Virginia Tech (Dec 12, 2020)
Interceptions	1	Leonard Johnson vs Duke (Sep 26, 2020) Rocky Shelton II vs Duke (Sep 26, 2020) Andrew Booth at Clemson (Oct 03, 2020) Nolan Turner at Clemson (Oct 03, 2020) Joshua Pierre-Louis vs NC State (Oct 10, 2020) Shyheim Battle vs NC State (Oct 10, 2020) Alim McNeill vs NC State (Oct 10, 2020) Caelen Carson at Wake Forest (Oct 17, 2020) Keegan Good at Wake Forest (Oct 17, 2020) Jeremiah Gemmel vs North Carolina (Oct 31, 2020) Marlon Character vs Louisville (Nov 14, 2020) Jahmin Muse vs Boston College (Dec 05, 2020) Divine Deablo at Virginia Tech (Dec 12, 2020) Dorian Strong at Virginia Tech (Dec 12, 2020)

OPPONENT TEAM GAME HIGHS

Rushes	48	at Miami (FL) (Oct 24, 2020)
Yards Rushing	317	vs Louisville (Nov 14, 2020)
Yards Per Rush	8.1	vs Louisville (Nov 14, 2020)
TD Rushes	3	at Wake Forest (Oct 17, 2020)
Pass attempts	46	vs Boston College (Dec 05, 2020)
Pass completions	32	vs Boston College (Dec 05, 2020)
Yards Passing	520	vs Boston College (Dec 05, 2020)
Yards Per Pass	15.8	vs North Carolina (Oct 31, 2020)
TD Passes	4	vs North Carolina (Oct 31, 2020) vs Boston College (Dec 05, 2020)
Total Plays	78	vs Duke (Sep 26, 2020) at Miami (FL) (Oct 24, 2020)
Total Offense	536	vs North Carolina (Oct 31, 2020)
Yards Per Play	8.8	vs North Carolina (Oct 31, 2020)
Points	41	at Clemson (Oct 03, 2020) vs North Carolina (Oct 31, 2020) at Virginia Tech (Dec 12, 2020) vs North Carolina (Oct 31, 2020)
Sacks By	4	at Wake Forest (Oct 17, 2020)
First Downs	24	at Wake Forest (Oct 17, 2020)
Penalties	12	at Wake Forest (Oct 17, 2020)
Penalty Yards	119	at Wake Forest (Oct 17, 2020)
Turnovers	7	vs Duke (Sep 26, 2020)
Interceptions By	3	vs NC State (Oct 10, 2020)
Punts	6	vs NC State (Oct 10, 2020)
Punting Avg	47.2	at Wake Forest (Oct 17, 2020)
Long Punt	52	at Wake Forest (Oct 17, 2020) at Miami (FL) (Oct 24, 2020)
Punts inside 20	2	vs NC State (Oct 10, 2020) at Miami (FL) (Oct 24, 2020) vs Louisville (Nov 14, 2020)
Long Punt Return	17	vs NC State (Oct 10, 2020)

VIRGINIA

2021 UVA FOOTBALL

PASSING GAME-BY-GAME

ARMSTRONG, B	ATT	COMP	INT	PCT	YARDS	TD	LONG	SACK	YDS	EFFIC
DUKE	45	24	2	53.3	269	2	39	1	9	109.3
CLEMSON	43	24	2	55.8	270	3	31	3	12	122.3
NC STATE	9	6	2	66.7	57	0	26	3	14	75.4
MIAMI (FL)	30	16	0	53.3	181	2	49	1	12	126.0
NORTH CAROLINA	22	12	1	54.5	208	3	71	3	23	169.9
LOUISVILLE	23	15	1	65.2	203	1	33	1	3	145.0
ABILENE CHRISTIAN	23	16	0	69.6	383	4	90	1	7	266.8
BOSTON COLLEGE	27	19	1	70.4	287	1	47	2	17	164.5
VIRGINIA TECH	46	25	2	54.3	259	2	33	4	27	107.3
TOTALS	268	157	11	58.6	2117	18	90	19	124	138.9

STONE, L	ATT	COMP	INT	PCT	YARDS	TD	LONG	SACK	YDS	EFFIC
DUKE	1	1	0	100.0	-7	0	0	0	0	41.2
NC STATE	54	30	1	55.6	240	3	32	0	0	107.5
WAKE FOREST	42	24	2	57.1	193	0	19	1	3	86.2
ABILENE CHRISTIAN	5	5	0	100.0	23	1	9	0	0	204.6
TOTALS	102	60	3	58.8	449	4	32	1	3	102.9

GRIFFIN, N	ATT	COMP	INT	PCT	YARDS	TD	LONG	SACK	YDS	EFFIC
NC STATE	1	1	0	100.0	26	0	26	0	0	318.4
VIRGINIA TECH	1	1	0	100.0	8	0	8	0	0	167.2
TOTALS	2	2	0	100.0	34	0	26	0	0	242.8

THOMPSON, K	ATT	COMP	INT	PCT	YARDS	TD	LONG	SACK	YDS	EFFIC
DUKE	1	0	0	0.0	0	0	0	0	0	0.0
MIAMI (FL)	1	0	0	0.0	0	0	0	0	0	0.0
ABILENE CHRISTIAN	1	1	0	100.0	-3	0	0	0	0	74.8
TOTALS	3	1	0	33.3	-3	0	0	0	0	24.9

ARMSTEAD, I	ATT	COMP	INT	PCT	YARDS	TD	LONG	SACK	YDS	EFFIC
WAKE FOREST	3	1	0	33.3	9	0	9	0	0	58.5
TOTALS	3	1	0	33.3	9	0	9	0	0	58.5

TEAM	ATT	COMP	INT	PCT	YARDS	TD	LONG	SACK	YDS	EFFIC
MIAMI (FL)	1	0	0	0.0	0	0	0	0	0	0.0
TOTALS	1	0	0	0.0	0	0	0	0	0	0.0

RUSHING GAME-BY-GAME

	NO-YDS/TD	DU	CU	ST	WF	UM	NC	LOU	ACU	BC	VT
ARMSTRONG, B	126-552/5	10-47/1	22-89/0	6-6/0	DNP	15-91/0	20-66/1	15-60/2	6-52/0	17-130/1	15-23/0
TAULAPAPA, W	88-395/5	16-95/2	13-47/0	12-35/0	10-68/1	10-56/0	10-29/1	8-32/0	3-4/0	4-21/1	2-8/0
SIMPSON, S	54-278/2	8-36/0	3-11/0	7-37/0	5-24/0	-	8-70/0	12-50/0	4-9/2	5-19/0	2-22/0
THOMPSON, K	39-234/3	-	-	-	10-71/0	5-24/0	10-43/1	DNP	3-8/0	9-86/2	2-2/0
ARMSTEAD, I	10-68/1	-	-	DNP	6-46/1	4-22/0	DNP	DNP	DNP	DNP	DNP
WALKER JR., R	23-66/0	DNP	DNP	DNP	DNP	DNP	DNP	5-20/0	14-36/0	4-10/0	-
STONE, L	8-25/0	-	DNP	3-13/0	3-7/0	DNP	-	DNP	2-5/0	-	DNP
KEMP, B	6-22/0	-	-	1-3/0	2-12/0	-	1-4/0	2-3/0	-	-	-
JONES, P	3-12/0	2-11/0	-	-	-	-	-	-	1-1/0	-	-
KELLY, T	2-9/0	-	DNP	DNP	1-1/0	1-8/0	-	-	DNP	DNP	DNP
TEAM	7-16/0	1-1/0	-	-	1-9/0	-	2-2/0	DNP	DNP	3-4/0	-

RECEIVING GAME-BY-GAME

	NO-YDS/TD	DU	CU	ST	WF	UM	NC	LOU	ACU	BC	VT
KEMP, B	67-644/1	7-70/0	10-96/0	10-82/1	9-68/0	5-49/0	4-37/0	3-46/0	4-69/0	6-54/0	9-73/0
DAVIS JR., L	20-515/5	4-101/2	2-58/0	3-51/1	-	DNP	DNP	4-74/1	1-90/1	3-66/0	3-75/0
JANA, T	36-423/1	4-29/0	5-55/1	9-111/0	4-48/0	3-60/0	3-36/0	3-46/0	1-7/0	1-7/0	3-24/0
POLJAN, T	38-411/6	4-44/0	3-25/1	7-31/1	4-46/0	4-26/1	2-33/1	1-18/0	5-77/1	3-45/0	5-66/1
HENRY, R	7-206/4	-	-	-	DNP	1-35/1	1-18/1	-	1-52/1	3-95/1	1-6/0
SIMPSON, S	13-133/1	2-11/0	1-9/0	1-4/0	1-3/0	1-2/0	1-71/1	1-7/0	2-22/0	-	3-4/0
THOMPSON, K	7-98/3	-	1-3/1	-	-	2-11/0	-	DNP	2-66/1	1-7/0	1-11/1
TAULAPAPA, W	12-65/0	2-9/0	2-24/0	5-17/0	2-11/0	-	-	-	-	1-10/0	-
KELLY, T	9-38/0	1-7/0	DNP	DNP	5-26/0	-	1-13/0	2-6/0	DNP	DNP	DNP
JACKSON, N	2-34/0	-	-	1-26/0	-	-	-	-	-	-	1-8/0
STARLING, D	4-20/1	-	DNP	DNP	-	DNP	-	1-6/0	2-11/1	1-3/0	DNP
MITCHELL, H	2-10/0	-	-	1-1/0	-	-	-	-	1-9/0	-	-
ARMSTEAD, I	1-5/0	1-5/0	-	DNP	-	-	DNP	DNP	DNP	DNP	DNP
JONES, P	2-3/0	-	-	-	-	-	-	-	2-3/0	-	-
STONE, L	1-3/0	-	DNP	-	-	DNP	-	DNP	1-3/0	-	DNP



PUNT RETURNS

	NO-YDS	DU	CU	ST	WF	UM	NC	LOU	ACU	BC	VT
KEMP, B	14-71	-	-	1-2	3-22	1-19	-	1-4	4-10	4-14	-

KICK RETURNS

	NO-YDS	DU	CU	ST	WF	UM	NC	LOU	ACU	BC	VT
KELLY, T	11-247	1-19	DNP	DNP	2-65	3-76	1-12	4-75	DNP	DNP	DNP
SIMPSON, S	6-189	-	1-18	-	-	-	-	-	-	3-119	2-52
KEMP, B	4-76	-	-	2-32	2-44	-	-	-	-	-	-
JONES, P	2-21	-	-	-	1-5	-	-	-	1-16	-	-

INTERCEPTION RETURNS

	NO-YDS	DU	CU	ST	WF	UM	NC	LOU	ACU	BC	VT
AMOS, D	2-6	1-0	-	-	-	-	-	-	-	1-6	-
GRANT, N	2-0	1-0	-	-	-	-	-	-	-	1-0	-
CROSS, D	2-0	-	-	1-0	-	-	-	-	-	1-0	-
NELSON, B	2-0	2-0	-	-	-	DNP	DNP	DNP	DNP	DNP	DNP
BLOUNT, J	1-0	1-0	-	DNP	-	DNP	DNP	DNP	DNP	-	-
TAYLOR, N	1-85	-	-	-	-	-	-	1-85	-	DNP	-
PERRY, D	1-84	DNP	DNP	DNP	DNP	DNP	DNP	DNP	1-84	-	DNP

DEFENSE GAME-BY-GAME

TOTAL TACKLES

	UA-A	TOT	DU	CU	ST	WF	UM	NC	LOU	ACU	BC	VT
JACKSON, N	55-50	105	5-7	8-4	4-3	1-5	8-8	6-7	6-4	4-7	7-4	6-1
ZANDIER, Z	32-47	79	2-13	4-3	3-4	3-5	6-4	1-4	4-4	4-3	3-4	2-3
AMOS, D	28-19	47	3-4	2-0	7-3	5-1	2-1	4-4	3-4	1-2	1-0	-
TAYLOR, N	20-24	44	2-5	6-0	3-3	3-1	2-2	2-4	2-3	0-2	DNP	0-4
SNOWDEN, C	20-24	44	0-6	2-1	2-3	5-3	5-3	5-5	1-2	0-1	DNP	DNP
GAHM, M	21-17	38	2-4	1-0	0-2	4-1	2-2	-	1-2	2-2	4-1	5-3
GRANT, N	25-6	31	1-1	1-0	1-1	4-1	3-0	3-1	3-0	1-0	2-0	6-2
KING, C	20-10	30	-	DNP	DNP	1-0	1-0	2-0	2-4	4-1	4-1	6-4
CROSS, D	18-11	29	2-1	2-0	2-2	1-3	3-0	3-1	2-0	0-2	2-1	1-1
ALONSO, M	6-20	26	1-1	1-0	0-2	2-1	0-3	0-2	1-1	0-1	1-3	0-6
BLOUNT, J	18-7	25	4-3	9-0	DNP	-	DNP	DNP	DNP	DNP	3-1	2-3
CLARY, A	12-12	24	-	DNP	0-1	1-3	4-3	1-1	4-3	2-1	-	-
BRIGGS, J	5-15	20	1-1	1-1	0-1	2-2	1-3	0-3	0-4	DNP	DNP	DNP
BURNEY, R	9-7	16	2-1	2-1	2-1	1-2	2-2	DNP	DNP	DNP	DNP	DNP
ATARIWA, A	7-9	16	1-1	-	-	-	1-0	1-2	1-1	1-1	2-1	0-3
CARTER, J	5-9	14	0-2	1-0	1-1	0-1	1-3	-	-	-	DNP	2-2
NELSON, B	8-4	12	1-1	2-0	3-3	2-0	DNP	DNP	DNP	DNP	DNP	DNP
SNYDER, R	5-5	10	DNP	DNP	1-0	-	0-1	0-1	-	3-0	1-3	-
BRATTON, D	5-3	8	1-0	-	-	-	2-0	DNP	-	2-1	-	0-2
AHERN, J	3-3	6	0-1	DNP	-	-	1-0	0-1	1-0	0-1	1-0	-
GAINES, E	5-0	5	DNP	DNP	DNP	DNP	-	DNP	DNP	1-0	-	4-0
KLEIN, D	2-2	4	DNP	DNP	DNP	DNP	DNP	DNP	DNP	2-2	DNP	DNP
BROWN, E	3-1	4	-	-	-	-	-	-	-	2-0	-	1-1
STEWART, H	1-3	4	-	1-0	-	-	-	-	-	0-3	-	-
AGUNLOYE, O	2-2	4	DNP	DNP	DNP	DNP	DNP	DNP	DNP	2-2	-	DNP
TAULAPAPA, W	2-1	3	-	-	1-0	-	-	0-1	1-0	-	-	-
MALANI, N	1-2	3	DNP	-	1-0	-	-	-	0-2	-	DNP	DNP
JANA, T	2-1	3	1-0	-	-	0-1	-	-	-	-	1-0	-
CHALMERS, C	2-1	3	-	-	-	-	-	-	-	2-0	0-1	-
HARRISON, T.C.	0-3	3	-	-	-	-	0-1	0-1	-	-	DNP	0-1
REDMOND, J	1-2	3	DNP	DNP	DNP	DNP	DNP	DNP	DNP	1-1	-	0-1
MITCHELL, H	1-2	3	1-0	-	-	-	-	-	-	-	0-1	0-1
JOHNSON, D	2-0	2	DNP	DNP	DNP	DNP	-	DNP	DNP	2-0	-	-
CYPRESS II, F	1-1	2	DNP	DNP	DNP	1-1	DNP	DNP	DNP	DNP	DNP	DNP
CHRIST, T	1-1	2	-	-	-	-	-	-	-	-	0-1	1-0
POLJAN, T	1-0	1	-	-	-	-	-	-	-	-	1-0	-
SMITH, H	0-1	1	-	DNP	DNP	DNP	DNP	DNP	DNP	0-1	DNP	DNP
ARMSTRONG, B	0-1	1	-	-	-	DNP	-	-	-	-	-	0-1
DEWEASE, J	1-0	1	DNP	-	-	DNP	DNP	DNP	DNP	1-0	-	-
FINKELSTON, T	1-0	1	-	1-0	-	-	-	-	-	-	-	-
DUENKEL, J	0-1	1	DNP	DNP	DNP	-	-	-	0-1	-	-	-
PERRY, D	1-0	1	DNP	DNP	DNP	DNP	DNP	DNP	DNP	1-0	-	DNP
KEMP, B	1-0	1	-	-	-	1-0	-	-	-	-	-	-
JONES, P	0-1	1	-	-	-	-	-	-	0-1	-	-	-
HARRISON, J	1-0	1	-	DNP	DNP	DNP	-	DNP	DNP	-	1-0	-
DAVIS JR., L	0-1	1	-	-	-	-	DNP	DNP	-	-	-	0-1
MISCH, G	0-1	1	-	DNP	DNP	0-1	-	-	-	-	-	-

TACKLES FOR LOSS

	UA-A	TOT	DU	CU	ST	WF	UM	NC	LOU	ACU	BC	VT
SNOWDEN, C	8-4	10.0	0.5-1	-	0.5-3	-	3.5-20	4.0-26	1.5-14	-	DNP	DNP
TAYLOR, N	5-7	8.5	2.0-5	-	1.5-5	2.0-9	1.0-1	-	-	0.5-5	DNP	1.5-2
ZANDIER, Z	4-7	7.5	2.0-3	-	1.0-1	-	2.0-8	-	1.0-3	1.0-8	-	0.5-2
GAHM, M	6-1	6.5	1.0-4	-	0.5-1	-	1.0-3	-	-	2.0-11	2.0-9	-
JACKSON, N	4-4	6.0	1.0-2	-	-	1.0-2	1.0-2	1.0-7	1.0-9	-	-	1.0-1
ALONSO, M	3-2	4.0	-	-	-	1.0-2	0.5-0	-	1.0-2	-	1.0-11	0.5-3
BURNEY, R	3-2	4.0	1.0-3	2.0-9	0.5-2	0.5-0	-	DNP	DNP	DNP	DNP	DNP
BRIGGS, J	4-0	4.0	1.0-9	1.0-2	-	2.0-16	-	-	-	DNP	DNP	DNP
NELSON, B	3-1	3.5	1.0-6	1.0-2	1.5-2	-	DNP	DNP	DNP	DNP	DNP	DNP
CROSS, D	2-2	3.0	-	-	0.5-1	-	-	-	1.0-6	-	1.0-7	0.5-4
AMOS, D	2-2	3.0	-	-	-	-	0.5-1	1.0-7	0.5-0	-	1.0-3	-
BLOUNT, J	2-1	2.5	1.0-14	1.0-14	DNP	-	DNP	DNP	DNP	DNP	-	0.5-1
CLARY, A	1-2	2.0	-	DNP	-	0.5-0	0.5-1	1.0-1	-	-	-	-
ATARIWA, A	2-0	2.0	-	-	-	-	1.0-2	-	-	-	1.0-11	-
GRANT, N	1-1	1.5	-	-	-	-	-	-	-	-	-	1.5-3
BROWN, E	1-0	1.0	-	-	-	-	-	-	-	1.0-1	-	-
SNYDER, R	1-0	1.0	DNP	DNP	-	-	-	-	-	1.0-10	-	-
GAINES, E	1-0	1.0	DNP	DNP	DNP	DNP	-	DNP	DNP	1.0-5	-	-
CARTER, J	0-1	0.5	0.5-1	-	-	-	-	-	-	-	DNP	-
KING, C	0-1	0.5	-	DNP	DNP	-	-	-	-	0.5-3	-	-

SACKS

	UA-A	TOT	DU	CU	ST	WF	UM	NC	LOU	ACU	BC	VT
SNOWDEN, C	6-0	6.0	-	-	-	-	1.0-12	4.0-26	1.0-13	-	DNP	DNP
GAHM, M	4-0	4.0	1.0-4	-	-	-	1.0-3	-	-	1.0-9	1.0-6	-
TAYLOR, N	2-2	3.0	1.5-5	-	-	1.0-8	-	-	-	0.5-5	DNP	-
BRIGGS, J	3-0	3.0	1.0-9	-	-	2.0-16	-	-	-	DNP	DNP	DNP
JACKSON, N	2-1	2.5	-	-	-	-	0.5-1	1.0-7	1.0-9	-	-	-
ZANDIER, Z	2-1	2.5	-	-	-	-	1.0-7	-	1.0-3	0.5-5	-	-
ATARIWA, A	2-0	2.0	-	-	-	-	1.0-2	-	-	-	1.0-11	-
BURNEY, R	2-0	2.0	1.0-3	1.0-6	-	-	-	DNP	DNP	DNP	DNP	DNP
ALONSO, M	2-0	2.0	-	-	-	-	-	-	1.0-2	-	1.0-11	-
GAINES, E	1-0	1.0	DNP	DNP	DNP	DNP	-	DNP	DNP	1.0-5	-	-
CROSS, D	1-0	1.0	-	-	-	-	-	-	-	-	1.0-7	-
SNYDER, R	1-0	1.0	DNP	DNP	-	-	-	-	-	1.0-10	-	-
BLOUNT, J	1-0	1.0	-	1.0-14	DNP	-	DNP	DNP	DNP	DNP	-	-
CLARY, A	0-1	0.5	-	DNP	-	-	0.5-1	-	-	-	-	-
CARTER, J	0-1	0.5	0.5-1	-	-	-	-	-	-	-	DNP	-



GAME 1 • UVA 38, Duke 20
Sept. 26 • Charlottesville, Va.

Game Notes

- Virginia opened its 131st season against the Blue Devils.
• UVA is 84-38-9 in season openers.
• The Cavaliers are 77-21-7 all-time in season openers at home.
• Virginia opened a season against Duke for the 20th time. The Cavaliers are 10-10 all-time against the Blue Devils in season openers.
• UVA is 39-33 all-time against Duke. UVA has won six-straight against the Blue Devils.
• UVA is 22-11 all-time against Duke at Scott Stadium.
• Bronco Mendenhall is 12-4 all-time in season openers, including 4-1 at UVA.
• UVA tied a single-game record with five interceptions. The last time UVA notched five interceptions was against Duke's Daniel Jones in 2016. UVA has now accomplished this feat 10 times.
• Virginia has forced 25 turnovers against Duke over the last six games, including 12 over the 2019 and 2020 meetings.
• OL Dillon Reinkensmeyer started at left guard, making him the only player in all of FBS since 2010 to start at least one career game at all five offensive line positions. He owns 21 career starts at center, 12 at right tackle, two at right guard, two at right tackle and now one at left guard.
• QB Brennan Armstrong made his first career start and became only the second left-handed quarterback to start a game for Virginia.
• Armstrong's four-yard rushing touchdown in the second quarter was the first of his career.
• Armstrong finished with 269 passing yards, becoming the 21st Cavalier quarterback to throw for 150+ yards in his first career UVA start. His 269 yards rank No. 2 for most passing yards in a first career UVA start.
• With four receptions, WR Terrell Jana extends his consecutive streak of games with a catch to 17.
• WR Lavel Davis Jr.'s 18-yard reception in the second quarter was the first of his career.
• Davis Jr. finished with four receptions for 101 yards in his debut, highlighted by his first two career touchdown receptions, both coming in the fourth quarter. His first went for 18 yards and his second went for 26 yards.
• S D'Angelo Amos notched his first Virginia interception in the second quarter. It was the third of his career. He notched two at JMU.
• ILB Zane Zandier notched a career-high 15 tackles. His previous high was 10 against Ohio in 2018.

Score by Quarters:

Table with 6 columns: Duke, 10, 0, 10, 0, — 20; Virginia, 0, 17, 0, 21, — 38

Scoring Summary:

Table with 3 columns: Time, Team, Play description. Includes field goals, passes, and runs.

Attendance— 1,000

Table with 5 columns: DU, UVA, DU, UVA. Rows include First Downs, Rushes-Yards (Net), Passing Yards (Net), Passes Comp-Att-Int, Total Offense Plays-Yards, Fumble Returns-Yards, Punt Returns-Yards, Kickoff Returns-Yards, and Interception Returns-Yards.

RUSHING: DUKE - Deon Jackson 14-49; Mataeo Durant 8-32; Jordan Waters 3-10; Chris Katrenick 3(-6); Gunnar Holmbert 3(-6); Chase Brice 7(-23). VIRGINIA- Wayne Taulapapa 16-95; Brennan Armstrong 10-47; Shane Simpson 8-36; Perris Jones 2-11; TEAM 1-1.

PASSING: DUKE- Chase Brice 16-36-4-246; Chris Katrenick 2-3-0-40; Jalon Calhoun 0-1-1-0. VIRGINIA- Brennan Armstrong 24-45-2-269; Lindell Stone 1-1-0(-7); Keytaon Thompson (0-1-0-0).

RECEIVING: DUKE- Dennis Smith 3-33; Noah Gray 3-23; Jake Marwede 2-59; Jalon Calhoun 2-40; Jarett Garner 2-40; D. Philyaw-Johnson 2-40; Darrell Harding Jr. 1-31; Jake Bobo 1-18; Jontavis Robertson 1-4; Deon Jackson 1(-2). VIRGINIA- Billy Kemp IV 7-70; Lavel Davis Jr. 4-101; Tony Poljan 4-44; Terrell Jana 4-29; Shane Simpson 2-11; Wayne Taulapapa 2-9; Iraken Armstead 1-5; Tavares Kelly Jr. 1(-7).

GAME 2 • Clemson 41, UVA 23
Oct. 3 • Clemson, S.C.

Game Notes

- Virginia played at Clemson for the first time since 2009.
• Saturday marks the fifth time the Cavaliers have played against the Associated Press' No. 1 team (0-5).
• UVA is 8-40-1 all-time against Clemson.
• With 417 yards of total offense, UVA became the first ACC team to record 400+ yards of total offense against Clemson since NC State in 2017 (Nov. 4).
• On UVA's first touchdown-scoring drive that came at the end of the second quarter, the Cavaliers had three pass plays of 20+ yards after having only two such plays in game one of the season vs. Duke.
• WR Lavel Davis Jr. made his first collegiate start.
• QB Brennan Armstrong finished with a career-high 270 yards passing. He joins Matt Blundin as the only UVA quarterbacks to throw for 200+ yards in each of their first two career starts. Blundin did so over the 1989 and 1990 seasons.
• Armstrong also rushed for a career-high 89 yards and threw a career-high three touchdowns.
• With five receptions, WR Terrell Jana extends his active streak with at least one reception to 18 games.
• With three receptions, TE Tony Poljan extends his active streak with at least one reception to 15 games, which includes 13 games at Central Michigan.
• Both Jana and Poljan collected their first touchdowns of the season.
• On UVA's first touchdown-scoring drive, which came at the end of the second quarter, QB Brennan Armstrong completed passes of 22, 27 and 23 yards after being sacked on first down. The 23-yard pass went for a touchdown to WR Terrell Jana. It was Jana's first touchdown of 2020 and fifth of his career.
• DE Richard Burney had a career-high 2.0 tackles for loss, including picking up his second sack of the season.
• QB Keytaon Thompson caught a touchdown pass on a three-yard pass from Brennan Armstrong. It was the first receiving touchdown on Thompson's college career. He now has caught a touchdown, rushed for a touchdown and thrown for a touchdown in his college career. He had previously rushed and thrown for multiple touchdowns at Mississippi State.
• WR Billy Kemp IV finished with 10 receptions for 96 yards, both career highs.
• In two career games against Clemson, Kemp IV has 19 career receptions for 162 yards against the Tigers.

Score by Quarters:

Table with 6 columns: Virginia, 0, 10, 7, 6, — 23; Clemson, 10, 14, 10, 7, — 41

Scoring Summary:

Table with 3 columns: Time, Team, Play description. Includes field goals, passes, and runs.

Attendance— 18,735

Table with 5 columns: UVA, CU, UVA, CU. Rows include First Downs, Rushes-Yards (Net), Passing Yards (Net), Passes Comp-Att-Int, Total Offense Plays-Yards, Fumble Returns-Yards, Punt Returns-Yards, Kickoff Returns-Yards, and Interception Returns-Yards.

RUSHING: Virginia-Brennan Armstrong 22-89; Wayne Taulapapa 13-47; Shane Simpson 3-11. Clemson-Travis Etienne 16-73; Trevor Lawrence 6-36; Lyn-J Dixon 5-11; Chez Mellusi 3-10; D.J. Uiagalelei 2-5; Brannon Spector 1-2.

PASSING: Virginia-Brennan Armstrong 24-43-2-270. Clemson-Trevor Lawrence 25-38-0-329; D.J. Uiagalelei 1-1-0-0.

RECEIVING: Virginia-Billy Kemp IV 10-96; Terrell Jana 5-55; Tony Poljan 3-25; Lavel Davis Jr. 2-58; Wayne Taulapapa 2-24; Shane Simpson 1-9; Keytaon Thompson 1-3. Clemson-Amari Rodgers 6-72; Travis Etienne 5-114; Frank Ladson Jr. 5-71; Brannon Spector 4-32; Braden Galloway 2-17; Cornell Powell 2-5; Davis Allen 1-18; Will Swinney 1-0.

GAME 3 • NC State 38, UVA 21 Oct. 10 • Charlottesville, Va.

Game Notes

- UVA's nine-game home winning streak was snapped. It was tied for the tenth-longest in the nation among active streaks and was tied for the third-longest of the UVA modern era. UVA has only lost two of its last 15 games at Scott Stadium (2018 vs. Pitt; 2020 vs. NC State).
- For the 36th time under Bronco Mendenhall, UVA held an opponent (363) under 400 yards of total offense. UVA is 21-15 in those games, including 16-7 since the start of 2018.
- UVA attempted 64 passes, which ranks No. 2 all-time in program history for a game.
- UVA's 24-0 deficit to start the game was the most it has trailed during the home winning streak.
- UVA allowed a blocked punt for the first time since 2018 (vs. VT).
- QB Lindell Stone tossed his first career passing touchdown in the closing seconds of the second quarter when he found Billy Kemp IV for the two-yard score. On the scoring drive Stone was 6-of-9 for 75 yards and the touchdown pass.
- Stone appeared in only his fifth career game and his first appearance before the fourth quarter. Entering the game his only pass this season had gone for -7 yards and his career QB efficiency rating was 5.03.
- Stone finished with career highs in completions (30), attempts (53), yards (240) and touchdowns (3).
- WR Terrell Jana finished with nine receptions, including notching his 100th career pass in the third quarter. Jana is the 23rd Cavalier all-time to record 100+ career receptions and 1000+ career receiving yards.
- Jana extends his streak with at least one catch to 19 games.
- Finishing with 111 receiving yards, Jana surpassed 100 for the first time this season and third time in his career.
- P Nash Griffin connected on a 26-yard pass play to Nick Jackson on a fake punt attempt in the third quarter. The 26-yard pass play is the third-longest completed pass by a Cavalier on special teams in program history. The reception by Jackson was the first in his career.
- WR Lavel Davis Jr. finished with three receptions for 51 yards. One of his three receptions went for 20+ yards. For the season, five of his nine receptions have gone for 20+ yards.
- CB De'Vante Cross snatched his fourth career interception in the third quarter. It was the first interception yielded this season by NC State quarterback Devin Leary.
- WR Billy Kemp IV tied his career high with 10 receptions. He also had 10 last week at No. 1 Clemson.

Score by Quarters:

NC State	14	10	0	14	— 38
Virginia	0	7	7	7	— 21

Scoring Summary:

- 1st 06:01 ST Trent Pennix 5 yd pass from Devin Leary (Christopher Dunn kick) 6-50 yards 2:38, ST 7 - VA 0
01:32 ST Cary Angeline 32 yd pass from Devin Leary (Dunn kick) 7-58 yards 2:40 ST 14 - VA 0
- 2nd 05:49 ST Christopher Dunn 36 yd field goal 4-2 yards 1:30 ST 17 - VA 0
02:03 ST Zonovan Knight 35 yd run (Dunn kick) 5-63 1:13 ST 24 - VA 0
00:15 VA Billy Kemp IV 2 yd pass from Lindell Stone (Brian Delaney kick) 9-75 1:48 ST 24 - VA 7
- 3rd 02:08 VA Tony Poljan 1 yd pass from Lindell Stone (Brian Delaney kick) 10-97 3:20 ST 24 - VA 14
- 4th 11:10 ST Alim McNeill 18 yd interception return (Christopher Dunn kick) ST 31 - VA 14
06:08 VA - Lavel Davis Jr. 5 yd pass from Lindell Stone (Brian Delaney kick) 17-89 5:02 ST 31 - VA 21
01:49 ST Zonovan Knight 2 yd run (Christopher Dunn kick) 4-23 2:13 ST 38 - VA 21

Attendance— 1,000

	ST	UVA	ST	UVA
First Downs	17	26	6-38.8	6-31.0
Rushes-Yards (Net)	42-179	29-82	Fumbles-Lost	0-0 1-1
Passing Yards (Net)	184	323	Penalties-Yards	11-100 7-81
Passes Comp-Att-Int	25-11-1	64-37-3	Possession Time	28:06 31:54
Total Offense Plays-Yards	67-363	93-405	Third-Down Conversions	3 of 13 4 of 18
Fumble Returns-Yards	0-0	0-0	Fourth-Down Conversions	0 of 0 3 of 5
Punt Returns-Yards	2-28	1-2	Red-Zone Scores-Chances	3-5 3-4
Kickoff Returns-Yards	0-0	2-32	Sacks By: Number-Yards	3-14 0-0
Interception Returns-Yards	3-39	1-0		

RUSHING: NC State-Zonovan Knight 18-101; Ricky Person 14-48; Devin Leary 4-29; Jordan Houston 5-5; TEAM 1-minus 4. **Virginia**-Shane Simpson 7-37; Wayne Taulapapa 12-35; Lindell Stone 3-13; Billy Kemp IV 1-3; Brennan Armstrong 6-minus 6.

PASSING: NC State-Devin Leary 11-25-1-184. **Virginia**-Lindell Stone 30-54-1-240; Brennan Armstrong 6-9-2-57; Nash Griffin 1-1-0-26.

RECEIVING: NC State-Emeka Emezie 3-54; Porter Rooks 3-51; Thayer Thomas 2-30; Cary Angeline 1-32; Zonovan Knight 1-12; Trent Pennix 1-5. **Virginia**-Billy Kemp IV 10-82; Terrell Jana 9-111; Tony Poljan 7-31; Wayne Taulapapa 5-17; Lavel Davis Jr. 3-51; Nick Jackson 1-26; Shane Simpson 1-4; Hayden Mitchell 1-1.

GAME 4 • Wake Forest 40, UVA 23 Oct. 17 • Winston-Salem, N.C.

Game Notes

- Virginia's losing streak to Wake Forest extends to four games, the longest in series history. Three of those four losses have come at Truist Field. Prior to the current losing streak at Truist Field, UVA was 15-1 at the venue.
- With 218 rushing yards, UVA rushed for 200+ yards in the game for the eighth time since the start of the 2018 season. It was the first time against an ACC opponent since the 2018 UNC game.
- WR Billy Kemp IV recorded nine receptions. He now has 36 through the first four games of the season, which is the most in program history for a Cavalier through the first four games of the year.
- QB Lindell Stone made his first career start. With 193 passing yards, he became the 22nd Cavalier in program history to throw for 150+ yards in his first career start.
- PK Brian Delaney was 3-of-4 on field goal attempts. His miss from 36 yards in the third snapped his school record streak at 17.
- WR Terrell Jana finished with four receptions, extending his active streak with at least one catch to 20 games.
- With 48 receiving yards, Jana has moved into No. 24 on UVA's all-time receiving list. He passed Tim Finkleston (1,279), the father of UVA long snapper Tucker Finkleston. Jana now has 1,301 for his career.
- QB Iraken Armstead rushed for his first career touchdown on the first play of the second quarter. The score went for four yards. Armstead rushed for a career-high 46 yards.
- NT Jowon Briggs notched a career-high 2.0 sacks.
- TE Tony Poljan finished with four receptions, extending his active streak to 17 games, which started while he was at Central Michigan.

Score by Quarters:

Virginia	3	17	0	3	— 23
Wake Forest	14	6	3	17	— 40

Scoring Summary:

- 1st 13:08 WF - A.T. Perry 40 yd pass from Sam Hartman (Nick Sciba kick), 6-75 1:52, VA 0 - WF 7
11:16 WF - Kenneth Walker III 3 yd run (Nick Sciba kick), 2-52 0:42, VA 0 - WF 14
06:59 VA - Brian Delaney 32 yd field goal, 10-61 4:12, VA 3 - WF 14
- 2nd 14:56 VA - Iraken Armstead 4 yd run (Brian Delaney kick), 11-73 4:45, VA 10 - WF 14
12:35 WF - Nick Sciba 32 yd field goal, 12-61 2:21, VA 10 - WF 17
08:26 VA - Brian Delaney 29 yd field goal, 10-62 4:03, VA 13 - WF 17
05:04 WF - Nick Sciba 25 yd field goal, 9-68 3:22, VA 13 - WF 20
01:49 VA - Wayne Taulapapa 15 yd run (Brian Delaney kick), 7-64 3:10, VA 20 - WF 20
- 3rd 00:26 WF - Nick Sciba 38 yd field goal, 14-60 4:59, VA 20 - WF 23
- 4th 13:28 VA - Brian Delaney 42 yd field goal, 6-28 1:52, VA 23 - WF 23
13:14 WF - Kenneth Walker III 75 yd run (Nick Sciba kick), 1-75 0:17, VA 23 - WF 30
11:38 WF - Kenneth Walker III 9 yd run (Nick Sciba kick), 4-28 1:33, VA 23 - WF 37
05:36 WF - Nick Sciba 44 yd field goal, 4-8 1:44, VA 23 - WF 40

Attendance— 2,186

	UVA	WFU	UVA	WFU
First Downs	27	18	Punts (Number-Avg)	4-45.0 5-47.2
Rushes-Yards (Net)	38-218	42-174	Fumbles-Lost	1-1 1-0
Passing Yards (Net)	202	309	Penalties-Yards	5-52 12-119
Passes Comp-Att-Int	45-25-2	27-16-0	Possession Time	32:52 27:08
Total Offense Plays-Yards	83-420	69-483	Third-Down Conversions	4 of 15 4 of 15
Fumble Returns-Yards	0-0	0-0	Fourth-Down Conversions	1 of 2 1 of 2
Punt Returns-Yards	3-22	1-8	Red-Zone Scores-Chances	4-6 5-5
Kickoff Returns-Yards	5-14	0-0	Sacks By: Number-Yards	3-24 1-3
Interception Returns-Yards	0-0	2-0		

RUSHING: Virginia-Keytaon Thompson 10-71; Wayne Taulapapa 10-68; Iraken Armstead 6-46; Shane Simpson 5-24; Billy Kemp IV 2-12; Lindell Stone 3-7; Tavares Kelly Jr. 1-minus 1; TEAM 1-minus 9. **Wake Forest**-Kenneth Walker III 23-128; Christian Beal-Smith 14-58; Sam Hartman 5-minus 12.

PASSING: Virginia-Lindell Stone 24-42-2-193; Iraken Armstead 1-3-0-9.

Wake Forest-Sam Hartman 16-27-0-309.

RECEIVING: Virginia-Billy Kemp IV 9-68; Tavares Kelly Jr. 5-26; Terrell Jana 4-48; Tony Poljan 4-46; Wayne Taulapapa 2-11; Shane Simpson 1-3. **Wake Forest**-Jaquarii Roberson 7-126; Donavon Greene 4-73; A.T. Perry 2-53; Taylor Morin 1-32; Blake Whiteheart 1-15; Brandon Chapman 1-10.



GAME 5 • Miami (Fla.) 19, UVA 14
Oct. 24 • Miami Gardens, Fla.

Game Notes

- Virginia scored a touchdown on its opening drive of the game. That was the first time UVA scored points on a game's opening drive since the 2019 regular season finale against Virginia Tech.
- UVA blocked a field goal in the second quarter. It was UVA's first blocked field goal since 2018 at Indiana (Charles Snowden).
- UVA's five sacks are tied (Clemson) for the most Miami has given up this season.
- Six different Cavaliers recorded at least a half sack.
- UVA was 7-of-10 on third downs in the first half. UVA was 0-of-6 in the second half.
- Miami was averaging 9.8 TFLs coming into game and only finished with 2.0.
- UVA finished with 11.0 TFLs, marking the second time the Cavaliers have had 10+ in a game (Duke).
- S Antonio Clary made his first career start at SS.
- S D'Angelo Amos blocked a 42-yard field goal in the second quarter. It was his fifth career blocked kick. He previously blocked four at JMU. One of those four blocks at JMU was a punt.
- QB Brennan Armstrong' 49-yard pass to Terrell Jana in the third quarter is UVA's longest offensive play of the season.
- Armstrong finished with a career-high 91 rushing yards.
- WR Billy Kemp IV's 19-yard punt return in the third quarter was UVA's longest punt return of the season.
- Kemp IV finished with five catches, giving him 41 through the first five games of the season. He is the first Cavalier to have recorded at least 40 receptions through the first five games of the season.
- WR Terrell Jana finished the game with three receptions for 60 yards. He extends his active streak with at least one reception to 21 games.
- TE Tony Poljan finished the game with four receptions for 26 yards and one touchdown. He extends his active streak with at least one reception to 18 games. The streak started in 2018 while he was at Central Michigan.
- ILB Nick Jackson finished with a career-high 16 tackles. He is the second Cavalier with 15+ tackles this season, joining Zane Zandier who notched 15 against Duke.
- OLB Charles Snowden tied a career with 3.5 tackles for loss. He also had 3.5 TFLs against Old Dominion in 2019.
- WR Ra'Shaun Henry notched his first catch as a Cavalier in the fourth quarter on a 35-yard touchdown pass from Brennan Armstrong.

Score by Quarters:

Virginia	7	0	0	7	— 14
Miami (Fla.)	7	3	3	6	— 19

Scoring Summary:

- 1st 14:32 UM - Michael Harley, M 43 yd pass from D'Eriq King (Jose Borregales, J kick), 2:75 0:28, VA 0 - UM 7 10:06 VA - Tony Poljan 2 yd pass from Brennan Armstrong (Brian Delaney kick), 11:64 4:26, VA 7 - UM 7
- 2nd 01:02 UM - Jose Borregales, J 32 yd field goal, 10:65 2:07, VA 7 - UM 10
- 3rd 03:47 UM - Jose Borregales, J 20 yd field goal, 16:88 6:10, VA 7 - UM 13
- 4th 12:04 UM - Donald Chaney 1 yd run (King rush failed), 12:80 4:05, VA 7 - UM 19 05:27 VA - Ra'Shaun Henry 35 yd pass from Brennan Armstrong (Delaney kick), 6:94 2:10, VA 14 - UM 19

Attendance—9,940

	UVA	MIA	UVA	MIA
First Downs	18	23	Punts (Number-Avg)	5:46.2 5:43.2
Rushes-Yards (Net)	35-185	48-122	Fumbles-Lost	1-1 1-0
Passing Yards (Net)	181	322	Penalties-Yards	6:48 6:38
Passes Att-Comp-Int	32-16-0	30-21-0	Possession Time	28:32 31:28
Total Offense Plays-Yards	67-366	78-444	Third-Down Conversions	7 of 16 8 of 17
Fumble Returns-Yards	0-0	0-0	Fourth-Down Conversions	2 of 3 1 of 1
Punt Returns-Yards	1-19	0-0	Red-Zone Scores-Chances	1-2 3-4
Kickoff Returns-Yards	3-76	2-26	Sacks By: Number-Yards	5-26 1-12
Interception Returns-Yards	0-0	0-0		

RUSHING: Virginia-Brennan Armstrong 15-91; Wayne Taulapapa 10-56; Keytaon Thompson 5-24; Iraken Armstead 4-22; Tavares Kelly Jr. 1-minus 8. **Miami (FL)** - Donald Chaney Jr. 10-43; Jaylan Knighton 12-37; D'Eriq King 14-28; Cam'Ron Harris 8-8; Robert Burns 3-7; TEAM 1-minus 1.

PASSING: Virginia-Brennan Armstrong 16-30-0-181; Keytaon Thompson 0-1-0-0; TEAM 0-1-0-0. **Miami (FL)**-D'Eriq King 21-30-0-322.

RECEIVING: Virginia-Billy Kemp IV 5-49; Tony Poljan 4-26; Terrell Jana 3-60; Keytaon Thompson 2-11; Ra'Shaun Henry 1-35; Shane Simpson 1-2; Brennan Armstrong 0-4; Wayne Taulapapa 0-minus 6. **Miami (FL)**-Michael Harley 10-170; Mark Pope 3-48; Dee Wiggins 3-36; Will Mallory 2-58; Marshall Few 1-6; Jeremiah Payton 1-5; Knighton, J 1-minus 1.

GAME 6 • UVA 44, North Carolina 41
Oct. 31 • Charlottesville, Va.

Game Notes

- The game was the 125th meeting of the South's Oldest Rivalry, tying for the second-most played series in FBS history.
- UVA's win over No. 15 North Carolina is its highest over an AP Top-25 team since beating No. 12 Georgia Tech in 2011.
- UVA has won four-straight against UNC, matching Virginia Tech and Clemson in current win streaks vs. the Tar Heels in ACC play.
- The 85 points is the most combined points in a UVA ACC win, passing the 84 scored in a 44-40 win over UNC in 1973.
- UVA scored 40+ points against an Associated Press Top-25 team for the first time since scoring 48 points against then-No. 15 West Virginia in the 2002 Continental Tire Bowl.
- For the second week in a row UVA scored a touchdown on its opening drive of the game.
- Virginia scored touchdowns on its first possession of the game and the first of the second half for the first time this season. It happened twice in 2019 (vs. Liberty & William & Mary). Last time UVA did it against an ACC team was in 2018 vs. North Carolina at Scott Stadium.
- UVA's 9:02 scoring drive in the fourth quarter was the fourth-longest scoring drive in program history.
- UVA held North Carolina to 93 yards rushing, improving to 14-1 when holding opponents to less than 100 yards rushing under Bronco Mendenhall.
- It was the 200th game of Bronco Mendenhall's career. He became the fifth active ACC coach with 200 games coached, joining Mack Brown, Dave Clawson, David Cutcliffe and Brian Kelly.
- QB Brennan Armstrong connected with RB Shane Simpson for a 71-yard scoring strike, which were career longs for both Cavaliers. The 71-yard receiving touchdown was the longest by a Cavalier since Joe Reed went 75 yards at Virginia Tech in 2018 and it was the longest by a Cavalier running back since Taquan Mizzell scored on an 80-yard reception against William & Mary in 2015.
- Armstrong tied his career high with three passing touchdowns, tying his output at No. 1 Clemson. Add his rushing touchdown and he had a career-high four touchdowns responsible for.
- OLB Charles Snowden notched a career-high 4.0 sacks. He is the first Cavalier to record 4.0 sacks in a game since Jamie Sharper in 1996 vs North Carolina.

Score by Quarters:

North Carolina	10	10	7	14	— 41
Virginia	13	14	14	3	— 44

Scoring Summary:

- 1st 13:35 NC - Dyami Brown 54 yd pass from Sam Howell (Grayson Atkins kick), 4-75 1:25, NC 7 - VA 0 09:05 VA - Brennan Armstrong 23 yd run (Brian Delaney kick failed), 10-75 4:30, NC 7 - VA 6 05:28 NC - Grayson Atkins 51 yd field goal, 7-42 3:37, NC 10 - VA 6 04:51 VA - Shane Simpson 71 yd pass from Brennan Armstrong (Brian Delaney kick), 2-75 0:37, NC 10 - VA 13
- 2nd 12:33 NC - Grayson Atkins 30 yd field goal, 16-62 7:18, NC 13 - VA 13 10:42 NC - Khafre Brown 76 yd pass from Sam Howell (Grayson Atkins kick), 1-76 0:12, NC 20 - VA 13 07:45 VA - Ra'Shaun Henry 18 yd pass from Brennan Armstrong (Brian Delaney kick), 8-75 2:57, NC 20 - VA 20 01:14 VA - Keytaon Thompson 1 yd run (Brian Delaney kick), 3-20 0:42, NC 20 - VA 27
- 3rd 10:01 VA - Wayne Taulapapa 2 yd run (Brian Delaney kick), 11-75 4:59, NC 20 - VA 34 05:34 VA - Tony Poljan 17 yd pass from Brennan Armstrong (Brian Delaney kick), 5-30 2:46, NC 20 - VA 41 00:51 NC - Dyami Brown 10 yd pass from Sam Howell (Grayson Atkins kick), 11-75 4:43, NC 27 - VA 41
- 4th 13:09 NC - Dyami Brown 13 yd pass from Sam Howell (Grayson Atkins kick), 6-48 1:46, NC 34 - VA 41 04:07 VA - Brian Delaney 35 yd field goal, 15-58 9:02, NC 34 - VA 44 02:51 NC - Javonte Williams 3 yd run (Grayson Atkins kick), 4-75 1:16, NC 41 - VA 44

Attendance—1,000

	UNC	UVA	UNC	UVA
First Downs	24	28	Punts (Number-Avg)	0-0 2-42.0
Rushes-Yards (Net)	33-93	51-210	Fumbles-Lost	4-2 0-0
Passing Yards (Net)	443	208	Penalties-Yards	6-69 5-38
Passes Att-Comp-Int	28-23-0	22-12-1	Possession Time	25:26 34:34
Total Offense Plays-Yards	61-536	73-418	Third-Down Conversions	6 of 10 3 of 11
Fumble Returns-Yards	0-0	0-0	Fourth-Down Conversions	1 of 1 4 of 4
Punt Returns-Yards	1-1	0-0	Red-Zone Scores-Chances	4-5 5-5
Kickoff Returns-Yards	2-44	1-12	Sacks By: Number-Yards	3-23 5-33
Interception Returns-Yards	1-0	0-0		

RUSHING: North Carolina-Michael Carter 9-64; Javonte Williams 13-54; Sam Howell 11-minus 25. **Virginia**-Shane Simpson 8-70; Brennan Armstrong 20-66; Keytaon Thompson 10-43; Wayne Taulapapa 10-29; Billy Kemp IV 1-4; TEAM 2-minus 2. **PASSING:** North Carolina-Sam Howell 23-28-0-443. **Virginia**-Brennan Armstrong 12-22-1-208.

RECEIVING: North Carolina-Dyami Brown 11-240; Dazz Newsome 3-58; Emery Simmons 3-48; Javonte Williams 2-10; Michael Carter 2-minus 4; Khafre Brown 1-76; Garrett Walston 1-15. **Virginia**-Billy Kemp IV 4-37; Terrell Jana 3-36; Tony Poljan 2-33; Shane Simpson 1-71; Ra'Shaun Henry 1-18; Tavares Kelly Jr. 1-13.

GAME 7 • UVA 31, Louisville 17 Nov. 14 • Charlottesville, Va.

Game Notes

- The win over the Cardinals served as the 275th all-time victory at Scott Stadium.
- The 31 points equaled the most points UVA has scored against Louisville in the all-time series, matching its 2015 total (L, at UL, 31-38).
- UVA's pick-6 in the first quarter was the first defensive points of season for the Cavaliers.
- SS Coen King made his first collegiate start.
- OLB Noah Taylor notched his third career interception (1st of the season) in the first quarter. He returned it for 85 yards and a touchdown. It is the longest INT return in the ACC this season and tied for third longest in FBS this year.
- Taylor's 85-yard interception return for a touchdown is tied for the third-longest interception return in UVA history, sharing the spot with Nick Grant's 85-yard INT return last year against William & Mary.
- The 85-yard interception return by Taylor is the longest INT return in program history by a linebacker. It is tied for the longest in FBS this season by a linebacker, sharing the spot with Kentucky's Jamin Davis who accomplished the feat against Tennessee.
- Taylor becomes the first UVA linebacker to return an interception for a touchdown since Zane Zandier went 22 yards against Old Dominion in 2019.
- QB Brennan Armstrong passed for one touchdown and rushed for two touchdowns. It is the third time this season he has passed and rushed for at least one touchdown each in a game.
- Armstrong finished with 203 passing yards, surpassing 200+ yards for the fourth time this season.
- With three receptions, WR Terrell Jana extends his active streak with a catch to 23 games.
- Jana now has 19 games since the start of 2019 with 3+ receptions, which is No. 2 in the nation over that span.
- With seven points, PK Brian Delaney passed Frank Quayle (210) and Tiki Barber (210) on the UVA career scoring list. Delaney is now No. 8 with 215 career points.
- CB Nick Grant forced and recovered his first career fumble on the same play in the fourth quarter.
- WR Demick Starling notched his first career reception for six yards in the fourth quarter.
- With one reception, TE Tony Poljan extends his active streak with a catch to 20 games.
- SS Coen King finished with a career-high six tackles.
- FS Antonio Clary tied his career high with seven tackles. He also had seven at Miami.

Score by Quarters:

Louisville	3	7	7	0	— 17
Virginia	7	7	7	10	— 31

Scoring Summary:

- 1st 07:13 VA - Noah Taylor 85 yd interception return (Brian Delaney kick), LOU 0 - VA 7
03:59 LOU - Turner, J. 48 yd field goal, 6-54 3:14, LOU 3 - VA 7
- 2nd 10:14 LOU - Malik Cunningham 19 yd run (Turner, J. kick), 4-59 2:14, LOU 10 - VA 7
06:03 VA - Brennan Armstrong 8 yd run (Brian Delaney kick), 9-67 4:11, LOU 10 - VA 14
09:58 VA - Lavel Davis Jr. 9 yd pass from Brennan Armstrong (Brian Delaney kick), 5-48 2:14, LOU 10 - VA 21
02:49 LOU - Malik Cunningham 1 yd run (Turner, J. kick), 5-88 3:01, LOU 17 - VA 21
- 4th 10:01 VA - Brian Delaney 23 yd field goal, 16-69 7:48, LOU 17 - VA 24
04:29 VA - Brennan Armstrong 9 yd run (Brian Delaney kick), 8-65 3:53, LOU 17 - VA 31

Attendance— 1,000

	LOU	UVA	LOU	UVA
First Downs	18	21	Punts (Number-Avg)	3-36.3 4-42.5
Rushes-Yards (Net)	39-317	42-165	Fumbles-Lost	2-2 1-1
Passing Yards (Net)	161	203	Penalties-Yards	7-64 3-25
Passes Att-Comp-Int	21-13-1	23-15-1	Possession Time	29:28 30:32
Total Offense Plays-Yards	60-478	65-368	Third-Down Conversions	5 of 13 6 of 13
Fumble Returns-Yards	0-0	0-0	Fourth-Down Conversions	0 of 2 0 of 1
Punt Returns-Yards	0-0	1-4	Red-Zone Scores-Chances	2-3 4-4
Kickoff Returns-Yards	3-63	4-75	Sacks By: Number-Yards	1-3 4-27
Interception Returns-Yards	1-1	1-85		

RUSHING: Louisville-Malik Cunningham 20-197; Mitchell, J. 7-76; Burkley, M. 12-44. **Virginia**-Brennan Armstrong 15-60; Shane Simpson 12-50; Wayne Taulapapa 8-32; Ronnie Walker Jr. 5-20; Billy Kemp IV 2-3.

PASSING: Louisville-Malik Cunningham 13-21-1-161. **Virginia**-Brennan Armstrong 15-23-1-203.

RECEIVING: Louisville-Fitzpatrick, D. 5-71; Smith, B. 4-25; Ford, M. 1-46; Marshall, J. 1-9; Watkins, J. 1-5; Burkley, M. 1-5. **Virginia**-Lavel Davis Jr. 4-74; Billy Kemp IV 3-46; Terrell Jana 3-46; Tavares Kelly Jr. 2-6; Tony Poljan 1-18; Shane Simpson 1-7; Demick Starling 1-6.

GAME 8 • UVA 55, Abilene Christian 15 Nov. 21 • Charlottesville, Va.

Game Notes

- UVA held Abilene Christian to 62 yards rushing. It is the 16th time in the Bronco Mendenhall era the Cavaliers have held their opponent under 100 rushing yards. UVA's record is 15-1 in such games, including 3-0 in 2020.
- UVA scored on a one-play, 90-yard touchdown play on the final play of the first quarter. It is the second-longest one-play scoring drive in school history. A 93-yard one-play scoring drive against Wake Forest in 1982 is the longest.
- UVA scored on a 90-yard play to end the first quarter and a one-yard play to end the second quarter. It has had an 84-yard pick-6 to end the game.
- WR Lavel Davis Jr. caught a 90-yard touchdown pass from QB Brennan Armstrong. It was a career long for both players. It is also tied for the fifth-longest pass play in program history. It is the longest by a Cavalier since Emmanuel Byers found Deyon Williams for 90 yards against Miami in 2005. The pass play is tied for the fifth longest in the nation this season and is the longest in the ACC so far this season.
- Davis Jr.'s 90-yard touchdown is the second-longest by a true freshman in program history, second only to Tyrone Davis' 91-yard score in 1991 against NC State.
- QB Brennan Armstrong finished with a career-high 383 passing yards. It is the first career game with 300+ passing yards.
- Armstrong set a career high with four passing touchdowns. Coming into the game he had only one pass of 50 yards or more. Three of his four passing touchdowns came on passes of 90, 56 and 52 yards.
- Armstrong becomes the first Cavalier to throw at least three passes of 50+ yards in a single game.
- Armstrong is the first UVA quarterback since Bryce Perkins in the 2019 Orange Bowl to throw for at least four touchdowns in a game. It marked the 24th time a UVA quarterback threw for 4+ touchdowns in a game.
- OLB D'Sean Perry closed the game on an 84-yard interception return for a touchdown, which is the fifth-longest return in program history. Perry made his collegiate debut in the game.

Score by Quarters:

Abilene Christian	0	7	0	8	— 15
Virginia	14	14	14	13	— 55

Scoring Summary:

- 1st 04:40 VA - Tony Poljan 28 yd pass from Brennan Armstrong (Brian Delaney kick), 5-80 2:21, ACU 0 - VA 7
00:00 VA - Lavel Davis Jr. 90 yd pass from Brennan Armstrong (Brian Delaney kick), 1-90 0:11, ACU 0 - VA 14
- 2nd 07:53 VA - Shane Simpson 1 yd run (Brian Delaney kick), 14-61 5:51, ACU 0 - VA 21
00:30 ACU - Clark, Kobe 2 yd pass from Earle, Stone (Hernandez, Oscar kick), 14-75 7:23, ACU 7 - VA 21
00:00 VA - Shane Simpson 1 yd run (Brian Delaney kick), 5-64 0:30, ACU 7 - VA 28
- 3rd 11:18 VA - Keytaon Thompson 56 yd pass from Brennan Armstrong (Brian Delaney kick), 5-83 1:40, ACU 7 - VA 35
09:06 VA - Ra'Shaun Henry 52 yd pass from Brennan Armstrong (Brian Delaney kick), 1-52 0:08, ACU 7 - VA 42
- 4th 05:57 VA - Demick Starling 2 yd pass from Lindell Stone (Brian Delaney kick), 17-69 10:57, ACU 7 - VA 49
01:26 ACU - Mansell, Peyton 2 yd run (Thompson, Brock kick failed), 10-73 4:31, ACU 13 - VA 49
00:34 ACU - Norman, Ben safety, ACU 15 - VA 49
00:00 VA - D'Sean Perry 84 yd interception return, ACU 15 - VA 55

Attendance— 250

	ACU	UVA	ACU	UVA
First Downs	22	23	Punts (Number-Avg)	5-44.4 2-37.0
Rushes-Yards (Net)	32-62	33-115	Fumbles-Lost	0-0 0-0
Passing Yards (Net)	278	403	Penalties-Yards	10-62 6-53
Passes Att-Comp-Int	45-28-1	29-22-0	Possession Time	32:30 27:30
Total Offense Plays-Yards	77-340	62-518	Third-Down Conversions	6 of 15 7 of 11
Fumble Returns-Yards	0-0	0-0	Fourth-Down Conversions	1 of 4 1 of 2
Punt Returns-Yards	0-0	4-10	Red-Zone Scores-Chances	2-4 3-3
Kickoff Returns-Yards	2-41	1-16	Sacks By: Number-Yards	1-7 4-34
Interception Returns-Yards	0-0	1-84		

RUSHING: Abilene Christian-Earle, Stone 13-20; Mansell, Peyton 8-18; McKnight, Robert 5-11; White, Tyrese 3-7; Dobbins, Jeremiah 3-6. **Virginia**-Brennan Armstrong 6-52; Ronnie Walker Jr. 1-4-36; Shane Simpson 4-9; Keytaon Thompson 3-8; Lindell Stone 2-5; Wayne Taulapapa 3-4; Perris Jones 1-1.

PASSING: Abilene Christian-Earle, Stone 19-31-0-150; Mansell, Peyton 9-13-1-128; Team 0-1-0-0. **Virginia**-Brennan Armstrong 16-23-0-383; Lindell Stone 5-5-0-23; Keytaon Thompson 1-1-0-minus 3.

RECEIVING: Abilene Christian-Clark, Kobe 7-81; Lewis, Darius 6-51; McConnell, L.J. 5-67; Hohenstein, Branden 4-22; Lutz, Remington 3-32; Brooks-Wess, Jordan 1-12; McKnight, Robert 1-8; Johnson, Davion 1-5. **Virginia**-Tony Poljan 5-77; Billy Kemp IV 4-69; Keytaon Thompson 2-66; Shane Simpson 2-22; Demick Starling 2-11; Perris Jones 2-3; Lavel Davis Jr. 1-90; Ra'Shaun Henry 1-52; Hayden Mitchell 1-9; Terrell Jana 1-7; Lindell Stone 1-minus 3.



GAME 9 • UVA 43, Boston College 32 Dec. 5 • Charlottesville, Va.

Game Notes

- The win over Boston College is the first in series history. They were 0-6 prior to the win against the Eagles.
- Virginia played its third all-time regular season game at Scott Stadium in the month of December (3-0).
- Virginia has scored 30+ points in four-straight games (4-0).
- UVA finished with 549 yards of total offense. It is the first time since 2014 (vs. Kent State and vs. BYU) the Cavaliers had 500+ yards in back-to-back games. They had 518 last time out against Abilene Christian.
- UVA finished with 262 rushing yards. It marks the third time in 2020 the Cavaliers have surpassed 200 yards rushing. • UVA held Boston College to -7 yards rushing. It is the first time UVA held an opponent to negative yards rushing since 2012 when the Cavaliers held Maryland to -2 yards rushing.
- UVA held its fourth opponent of 2020 under 100 yards rushing. UVA is 4-0 in those games. UVA is 16-1 all-time under Bronco Mendenhall when holding an opponent under 100 yards rushing.
- UVA's 95-yard scoring drive in the second quarter is the second-longest drive of the season. UVA has five drives this season of 90 yards or more. Five scoring drives of 90+ yards in the same season is a UVA single-season record.
- QB Brennan Armstrong finished with 417 yards of total offense. It is the first time a UVA quarterback has 400+ yards of total offense in back-to-back games. He had 435 against Abilene Christian last time out. It is only the seventh time in program history a UVA quarterback has recorded 400+ yards of total offense in a game. Six of the seven quarterbacks that have accomplished this feat have done so since 2016 during the Bronco Mendenhall era.
- Armstrong finished with a career-high 130 yards rushing. He is the first Cavalier in 2020 with 100+ yards rushing. He is the first UVA quarterback to rush for 100+ yards since Bryce Perkins in 2019 vs. VT (164).

Score by Quarters:

Boston College	7	10	0	15	—	32
Virginia	6	14	10	13	—	43

Scoring Summary:

- 1st 08:12 VA - Brian Delaney 38 yd field goal, 10-30 4:50, BC 0 - VA 3
03:12 BC - Zay Flowers 45 yd pass from Dennis Grosel (Aaron Boumerhi kick), 10-88 5:00, BC 7 - VA 3
00:47 VA - Brian Delaney 26 yd field goal, 7-14 2:25, BC 7 - VA 6
- 2nd 07:39 VA - Ra'Shaun Henry 47 yd pass from Brennan Armstrong (Brian Delaney kick), 8-95 3:29, BC 7 - VA 13
04:46 VA - Keytaon Thompson 10 yd run (Brian Delaney kick), 3-62 1:08, BC 7 - VA 20
01:07 BC - Hunter Long 36 yd pass from Dennis Grosel (Aaron Boumerhi kick), 7-75 3:39, BC 14 - VA 20
00:00 BC - Aaron Boumerhi 35 yd field goal, 5-47 0:31, BC 17 - VA 20
- 3rd 09:44 VA - Brennan Armstrong 60 yd run (Brian Delaney kick), 2-80 0:40, BC 17 - VA 27
04:32 VA - Brian Delaney 28 yd field goal, 8-62 4:14, BC 17 - VA 30
- 4th 13:16 VA - Wayne Taulapapa 1 yd run (Brennan Armstrong pass failed), 9-68 4:03, BC 17 - VA 36
06:19 BC - Zay Flowers 15 yd pass from Dennis Grosel (Zay Flowers pass from Grosel,D), 10-77 2:50, BC 25 - VA 36
04:32 VA - Keytaon Thompson 43 yd run (Brian Delaney kick), 5-64 1:47, BC 25 - VA 43
02:01 BC - Jehlani Galloway 10 yd pass from Dennis Grosel (Aaron Boumerhi kick), 4-50 0:51, BC 32 - VA 43

Attendance—250

	BC	UVA	BC	UVA
First Downs	23	24	Punts (Number-Avg)	5-41.4 4-38.2
Rushes-Yards (Net)	20(-7)	42-262	Fumbles-Lost	2 0
Passing Yards (Net)	520	287	Penalties-Yards	9-75 10-95
Passes Att-Comp-Int	46-32-3	27-19-1	Possession Time	27:50 32:10
Total Offense Plays-Yards	66-513	69-549	Third-Down Conversions	5 of 12 4 of 12
Fumble Returns-Yards	0 0	0 0	Fourth-Down Conversions	1 of 2 0 of 0
Punt Returns-Yards	2-17	4-14	Red-Zone Scores-Chances	3-4 5-5
Kickoff Returns-Yards	4-59	3-119	Sacks By: Number-Yards	2-17 4-35
Interception Returns-Yards	1-12	3-6		

RUSHING: Boston College-Travis Levy 11-31; Pat Garwo 3-5; TEAM 1-minus 16; Dennis Grosel 5-minus 27. **Virginia**-Brennan Armstrong 17-130; Keytaon Thompson 9-86; Wayne Taulapapa 4-21; Shane Simpson 5-19; Ronnie Walker Jr. 4-10; TEAM 3-minus 4.

PASSING: Boston College-Dennis Grosel 32-46-3-520. **Virginia**-Brennan Armstrong 19-27-1-287.

RECEIVING: Boston College-Zay Flowers 8-180; Hunter Long 8-109; Travis Levy 7-70; CJ Lewis 3-54; Jehlani Galloway 3-54; Jaelen Gill 2-52; Pat Garwo 1-1. **Virginia**-Billy Kemp IV 6-54; Ra'Shaun Henry 3-95; Lavel Davis Jr. 3-66; Tony Poljan 3-45; Wayne Taulapapa 1-10; Keytaon Thompson 1-7; Terrell Jana 1-7; Demick Starling 1-3.

GAME 10 • VT 33, UVA 15 Dec. 12 • Blacksburg, Va.

Game Notes

- UVA played game No. 10 of the season, becoming one of 17 FBS programs in 2020 that has not been the reason for a COVID-19 postponement or cancellation in 2020 and has reached 10 games played. They join: Army (10); Auburn (10); Boston College (11); Clemson (10); Coastal Carolina (11); Duke (11); Georgia Southern (12); Iowa State (10); Kansas State (10); Kentucky (10); Oklahoma State (10); South Carolina (10); Syracuse (11); Texas State (12); West Virginia (10); Western Kentucky (11).
- UVA and VT met for the first time in series history in the month of December (102 games).
- UVA's 322 yards of total offense was its lowest output of the season.
- WR Lavel Davis Jr. had three catch for 75 yards. Fourteen of his 20 receptions this season have gone for 20+ yards. All but one have gone for a first down or a touchdown.
- Davis moved into second place on UVA's freshman receiving list, passing Billy McMullen (483, 1999), Herman Moore (466, 1988) and Tyrone Davis (465, 1991). Davis Jr.'s season total after the game is 515 receiving yards.
- WR Terrell Jana (24) and TE Tony Poljan (66) each went over 400 receiving yards for the season, joining both WR Billy Kemp IV and WR Lavel Davis Jr. It is just the third time since 2000 UVA has had four different receivers with 400+ receiving yards in the same season. It also happened in 2003 and 2016. The only other time UVA has had at least four players each with 400+ yards receiving was 1991.
- With nine receptions, WR Billy Kemp IV became the 26th Cavalier in program history with at least 100 career receptions. Kemp IV currently has 102 career receptions, tying him for No. 24 all-time at UVA with Canaan Severin.
- With three receptions, WR Terrell Jana extended his active streak with a reception to 27 games.
- With 24 receiving yards, Jana moved passed former teammate Joe Reed (1,465) for No. 17 all-time on the UVA career receiving yards list. Jana finished career with 1,481.
- With five receptions, TE Tony Poljan extended his active streak with a reception to 23 games.
- Poljan notched his sixth touchdown of the season, pushing him to a four-way tie for No. 2 on UVA's single-season touchdown receptions list by a tight end. He shares the spot with Ed Carrington (1965), Bruce McGonnigal (1989) and Heath Miller (2003). The six career touchdowns at UVA also puts Poljan in a tie for No. 8 in program history for career touchdowns by a tight end.
- Coen King notched a career-high 10 tackles.

Score by Quarters:

Virginia	7	0	8	0	—	15
Virginia Tech	3	24	3	3	—	33

Scoring Summary:

- 1st 11:12 VT - Brian Johnson 46 yd field goal, 8-46 3:48, VA 0 - VT 3
05:33 VA - Keytaon Thompson 11 yd pass from Brennan Armstrong (Brian Delaney kick), 14-75 5:39, VA 7 - VT 3
- 2nd 12:53 VT - Tre Turner 6 yd run (Brian Johnson kick), 17-75 7:40, VA 7 - VT 10
06:34 VT - Brian Johnson 47 yd field goal, 7-49 3:36, VA 7 - VT 13
04:26 VT - Khalil Herbert 76 yd run (Brian Johnson kick), 1-76 0:06, VA 7 - VT 20
00:31 VT - Tavion Robinson 60 yd pass from Braxton Burmeister (Johnson kick), 5-86 1:53, VA 7 - VT 27
- 3rd 07:14 VT - Brian Johnson 47 yd field goal, 10-49 5:25, VA 7 - VT 30
04:50 VA - Tony Poljan 23 yd pass from Armstrong (Terrell Jana pass from Armstrong, B), 7-57 2:14, VA 15 - VT 30
- 4th 12:47 VT - Brian Johnson 30 yd field goal, 6-26 2:52, VA 15 - VT 33

Attendance—250

	UVA	VT	UVA	VT
First Downs	19	20	Punts (Number-Avg)	5-41.8 3-33.0
Rushes-Yards (Net)	21-55	45-252	Fumbles-Lost	1-0 1-1
Passing Yards (Net)	267	212	Penalties-Yards	5-41 7-50
Passes Att-Comp-Int	47-26-2	22-15-0	Possession Time	24:42 35:18
Total Offense Plays-Yards	68-322	67-464	Third-Down Conversions	6 of 14 9 of 16
Fumble Returns-Yards	0-0	0-0	Fourth-Down Conversions	1 of 2 0 of 0
Punt Returns-Yards	0-0	3-11	Red-Zone Scores-Chances	1-2 2-2
Kickoff Returns-Yards	2-52	0-0	Sacks By: Number-Yards	0-0 4-27

RUSHING: Virginia-Brennan Armstrong 15-23; Shane Simpson 2-22; Wayne Taulapapa 2-8; Keytaon Thompson 2-2. **Virginia Tech**-Khalil Herbert 20-162; Jalen Holston 14-58; Braxton Burmeister 7-36; Tre Turner 1-6; TEAM 1-minus 1; Changa Hodge 1-minus 2; Tavion Robinson 1-minus 7.

PASSING: Virginia-Brennan Armstrong 25-46-2-259; Nash Griffin 1-1-0-8. **Virginia Tech**-Braxton Burmeister 15-22-0-212.

RECEIVING: Virginia-Billy Kemp IV 9-73; Tony Poljan 5-66; Lavel Davis Jr. 3-75; Terrell Jana 3-24; Shane Simpson 3-4; Keytaon Thompson 1-11; Nick Jackson 1-8; Ra'Shaun Henry 1-6. **Virginia Tech**-Tavion Robinson 5-98; James Mitchell 3-67; Tre Turner 3-25; Changa Hodge 1-11; Nick Gallo 1-8; Drake Delullis 1-5; Raheem Blackshear 1-minus 2.

THE LAST TIME ...

A VIRGINIA PLAYER HAD...

200 yards rushing: 223, Alvin Pearman vs. Duke, 2004
150 yards rushing: 164, Bryce Perkins vs. Virginia Tech, 2019
100 yards rushing: 130, Brennan Armstrong vs. Boston College, 2020
30 carries: 30, Cedric Peerman vs. North Carolina, 2007
25 carries: 26, Jordan Ellis vs. South Carolina, 2018
4 TDs rushing: 4, Keith Payne vs. Richmond, 2010
3 TDs rushing: 3, Bryce Perkins vs. Duke, 2019
2 TDs rushing: 2, Keytaon Thompson vs. Boston College, 2020
3 TDs rushing by a QB: 3, Bryce Perkins vs. Duke, 2019
2 TDs rushing by a QB: 2, Brennan Armstrong vs. Louisville, 2020
QB rushed for 100 yards: 130, Brennan Armstrong vs. Boston College, 2020
QB rushed for 100 yards in back-to-back games: Bryce Perkins at UNC, vs. GT, 2019
2 rushers with 100+ yards: Jordan Ellis (146) and Bryce Perkins (108) vs. Richmond, 2018
2 rushers with 2 TDs: Bryce Perkins (3), Wayne Taulapapa (2) vs. Duke, 2019
75+ yard run: 75 (TD) Jordan Ellis vs. Ohio, 2018
50+ yard run: 60 (TD) Brennan Armstrong vs. Boston College, 2020
10+ receptions: 10, Billy Kemp IV vs. NC State, 2020
200 yards receiving: 247, Olamide Zaccheaus vs. Ohio, 2018
150 yards receiving: 247, Olamide Zaccheaus vs. Ohio, 2018
100 yards receiving: 111, Terrell Jana vs. NC State, 2020
100 yards receiving in back-to-back games: Hasise Dubois vs. VT, vs. Clemson, 2019
4 TDs receiving: 4, Ed Carrington at Maryland, 1965
3 TDs receiving: 3, Olamide Zaccheaus vs. South Carolina, 2018
2 TDs receiving: 2, Lavel Davis Jr. vs. Duke, 2020
2 receivers with 100 yards receiving: 143, Hasise Dubois at Notre Dame, 2019
 107, Joe Reed at Notre Dame, 2019
3 receivers with 100 yards receiving: 136, Doni Dowling vs. UConn, 2017
 127, Andre Levrone vs. UConn, 2017
 122, Olamide Zaccheaus vs. UConn, 2017
2 receivers with 2 TDs: Ryan Sawyer (2), Heath Miller (2) vs. Wake Forest, 2002
70+ yard pass play: 90 (TD), Lavel Davis Jr. from Brennan Armstrong vs. Abilene Christian, 2020
50+ yard pass play: 90 (TD), Lavel Davis Jr. from Brennan Armstrong vs. Abilene Christian, 2020
 56 (TD), Keytaon Thompson from Brennan Armstrong vs. Abilene Christian, 2020
 52 (TD), Ra'Shaun Henry from Brennan Armstrong vs. Abilene Christian, 2020
An OL caught a pass: Elton Brown vs. Florida State, 2004
Attempted 50 passes: 54, Lindell Stone vs. NC State, 2020
Attempted 40 passes: 42, Lindell Stone at Wake Forest, 2020
Completed 40 passes: 43, David Watford vs. Georgia Tech, 2013
Completed 30 passes: 30, Lindell Stone vs. NC State, 2020
Completed 25 passes: 30, Lindell Stone vs. NC State, 2020
400 yards passing: 455, Kurt Benkert vs. UConn, 2017
300 yards passing: 383, Brennan Armstrong vs. Abilene Christian, 2020
250 yards passing: 259, Brennan Armstrong at Virginia Tech, 2020
Consecutive 300-yard passing games: Kurt Benkert vs. CMU (421); at Duke (336), 2016
6 TD passes: 6, Dan Ellis vs. Duke, 2000
5 TD passes: 5, Kurt Benkert vs. Central Michigan, 2016
4 TD passes: 4, Brennan Armstrong vs. Abilene Christian, 2020
3 TD passes: 4, Brennan Armstrong vs. Abilene Christian, 2020
A non-QB threw a TD pass: Olamide Zaccheaus (WR) 15 yards to Evan Butts vs. Duke, 2015
Threw 3+ interceptions: 3, Bryce Perkins vs. Miami, 2018
400 yards total offense in Back-to-Back Games: Brennan Armstrong, 2020 (435 vs. Abilene Christian, 2020 & 417 vs Boston College)
400 yards total offense: 417, Brennan Armstrong vs. Boston College, 2020
300 yards total offense: 417, Brennan Armstrong vs. Boston College, 2020
200 All-purpose yards: 200, Joe Reed at Georgia Tech, 2018
Intercepted 3 passes: 3, Rodney McLeod at Maryland, 2011
Intercepted 2 passes: 2, Brenton Nelson vs. Duke, 2020
2 Players Intercepted 2 passes: 2, Bryce Hall & Juan Thornhill at Duke, 2016
INT by a lineman: David Dean at Virginia Tech, 2014
INT by a linebacker: D'Sean Perry vs. Abilene Christian, 2020
INT at or behind line of scrimmage: David Dean at Virginia Tech, 2014
INT Return for a TD: 85 yards, Noah Taylor vs. Louisville, 2020
INT Return for a TD by a DB: 85 yards, Nick Grant vs. William & Mary, 2019
INT Return for a TD by a linebacker: 84 yards, D'Sean Perry vs. Abilene Christian, 2020
INT Return for a TD by a lineman: 3 yards by David Dean at Virginia Tech, 2014
2 INTs for Touchdowns: 2, Randy Neal vs. Virginia Tech, 1992
2 players with INTs for TD: Muffin Curry and Tony Franklin vs. W. Mich., 2003
4 sacks: 4, Charles Snowden vs. North Carolina, 2020
3 sacks: 4, Charles Snowden vs. North Carolina, 2020
4+ TFLs: 4, Charles Snowden vs. North Carolina, 2020
15+ Tackles: 16, Nick Jackson at Miami, 2020
4+ PBUs: 4, Bryce Hall vs. Ohio, 2018
Defensive Extra Point: Juan Thornhill at Indiana, 2018 (blocked PAT, scoop & score)
Fumble recovery for TD: Eli Hanback vs. Virginia Tech, 2019 (0 yards)
2 Fumble Recoveries: 2, Eli Hanback vs. Ohio, 2018
Five Field Goals: 5, Chris Gould vs. North Carolina, 2007
Four Field Goals: 4, Ian Frye at Miami, 2015
Three Field Goals: 3, Brian Delaney vs. Boston College, 2020
Missed a PAT: Brian Delaney vs. North Carolina, 2020
Blocked a Punt: Noah Taylor at Pitt, 2019
Blocked Punt for a Touchdown: Trey Womack blocked punt and Bill Schautz returned it 20 yards for TD at Miami, 2009
Blocked a Field Goal: D'Angelo Amos at Miami, 2020
Blocked a PAT Attempt: Juan Thornhill at Indiana, 2018
Punt return for TD: Maurice Canady vs. William & Mary, 2015 (74 yards)
Kickoff return for TD: Joe Reed vs. Duke, 2019 (95 yards)
Two-point conversion: Brennan Armstrong (pass) to Terrell Jana at Virginia Tech, 2020

VIRGINIA...

Scored 60 points: 62-14 vs. NC State, 1997
Scored 50 points: 55-15 vs. Abilene Christian, 2020
Scored 40 points: 43-32 vs. Boston College, 2020
Scored 30 points: 43-32 vs. Boston College, 2020
Defeated a ranked team: 44-41 vs. No. 15 North Carolina, 2020
Scored 40+ points vs. a ranked team: 44-41 vs. No. 15 North Carolina, 2020
Defeated a ranked team on the road: 14-13 at No. 23 Florida State, 2011
Recorded a Shutout: 28-0 vs. South Carolina, 2018
Recorded a Shutout vs. ACC: 31-0 vs. Maryland, 2008
Held a team without a TD: vs. South Carolina, 2018
Held an ACC team without a TD: vs. Louisville, 2018
Was Shut out: by Virginia Tech, 2017 (10-0)
Scoreless first half: vs. Virginia Tech, 2017
Scoreless second half: at Navy, 2017
Did not score a TD: at Miami, 2019
Did not score an offensive TD: at Miami, 2019
Scored a TD on offense, defense and special teams: vs. William & Mary, 2019
Had 300 rushing yards: 301 vs. Richmond, 2018
Had 200 rushing yards: 262 vs. Boston College, 2020
Had fewer than 100 rushing yards: 82 vs. NC State, 2020
Had negative yards rushing: -3 vs. Wyoming, 2007
Had 200 yards passing: 267 at Virginia Tech, 2020
Had 300 yards passing: 403 vs. Abilene Christian, 2020
Had 400 yards passing: 403 vs. Abilene Christian, 2020
Attempted 50 passes: 64 vs. NC State, 2020
Completed 40 passes: 43 vs. Georgia Tech, 2013
Passed for 5 touchdowns or more: 5 vs. Abilene Christian, 2020
Had fewer than 100 yards passing: 92 vs. Miami, 2018
Had 600 yards of total offense: 626 vs. UConn, 2017
Had 500 yards of total offense: 549 vs. Boston College, 2020
Had 400 yards of total offense: 549 vs. Boston College, 2020
Had fewer than 100 yards of total offense: 90 vs. Maryland, 1980
Had consecutive games, 500 yards of total offense: 2020, ACU (xxx), Boston College (549)
Had three consecutive games, 500 yards of total offense: 2004, Temple (504), North Carolina (549), Akron (522)
Kicked 5 field goals: 5 vs. North Carolina, 2007
Had 7 or more sacks in a game: 7 vs. William & Mary, 2019
Had 6 or more sacks in a game: 6 vs. Virginia Tech, 2019
Had 5 or more sacks in a game: 5 vs. North Carolina, 2020
Had 4 or more sacks in a game: 4 vs. Boston College, 2020
Had 10 or more TFL in a game: 11 at Miami, 2020
Missed extra point kick: vs. North Carolina, 2020
Had a FG attempt blocked: at Miami, 2019
Had successful two-point conversion: at Virginia Tech, 2020
Forced 7 or more turnovers: 7 vs. Duke, 2020
Forced 5 or more turnovers: 7 vs. Duke, 2020
Had 5 or more turnovers: 5 at Notre Dame, 2019
Blocked 2 punts in a game: 2 at Miami, 2009
Blocked 2 kicks in a game: 2 at Indiana, 2018 (PAT, FG)
Blocked 2 field goals in a game: 2 vs. Richmond, 2008
Blocked a field goal: 1 at Miami, 2020
Did not punt: vs. William & Mary, 2019
Had no turnovers: vs. Abilene Christian, 2020
Had no turnovers in back-to-back games: at UNC, vs. GT, vs. Liberty, 2019
Overtime game: at Virginia Tech, 2018
Recorded a Safety: vs. Georgia Tech, 2017
Was not penalized: Richmond, 2016
Had 1 penalty: at North Carolina, 2019
100+ penalty yards: 109 vs. UConn, 2017
10+ penalties: 10 vs. Boston College, 2020
Trailed after three quarters, but rallied to win: vs. Duke, 2020 (3 points)
Trailed in the fourth quarter by 10+ points, but rallied to win: vs. Syracuse, 2015 (10 points)
Trailed in a game by 15+ points, but rallied to win: vs. Old Dominion, 2019 (17 points)
Trailed in a game by 20+ points, but rallied to win: vs. North Carolina, 2002 (21 points)
Did not lose a fumble: at Virginia Tech, 2020
90+ offensive plays: 93 vs. NC State, 2020
100+ offensive plays: 102 at BYU, 2014
45 or fewer plays: 44 vs. Georgia Tech, 2009
Recovered an Onside Kick: at Louisville, 2019
3+ One-Play Scoring Drives: 3 vs. Ohio, 2018
Multiple One-Play Scoring Drives: 2 vs. Abilene Christian, 2020



THE LAST TIME ...

AN OPPONENT HAD...

200 yards rushing: 229, Darrin Hall, Pitt, 2018
150 yards rushing: 162, Khalil Herbert, Virginia Tech, 2020
100 yards rushing: 162, Khalil Herbert, Virginia Tech, 2020
30 carries: 31, Stevie Scott, Indiana, 2018
25 carries: 28, Javian Hawkins, Louisville, 2019
5 TDs rushing: 5, Zach Abey, Navy, 2017
4 TDs rushing: 5, Zach Abey, Navy, 2017
3 TDs rushing: 3, Kenneth Walker III, Wake Forest, 2020
2 TDs rushing: 2, Malik Cunningham, Louisville, 2020
3 TDs rushing by a QB: 3, Tevin Washington, Georgia Tech, 2012
2 TDs rushing by a QB: 2, Malik Cunningham, Louisville, 2020
QB rushed for 100 yards: 107, TaQuon Marshall, Georgia Tech, 2018
2 rushers with 100+ yards: Malcolm Perry (114), Chris High (101), Navy, 2017
3 rushers with 100+ yards: Zach Laskey (133), Robert Godhigh (111) & David Sims (107), Georgia Tech, 2013
2 rushers with 2 TDs: Zach Abey (5) & Malcolm Perry (2), Navy, 2017
50+ yard run: 76 (TD), Khalil Herbert, Virginia Tech, 2020
15+ receptions: 16, Quinshad Davis, North Carolina, 2012
10+ receptions: 11, Dyami Brown, North Carolina, 2020
200 yards receiving: 240, Dyami Brown, North Carolina, 2020
150 yards receiving: 180, Zay Flowers, Boston College, 2020
100 yards receiving: 180, Zay Flowers, Boston College, 2020
 109, Hunter Long, Boston College, 2020
3 TDs receiving: 3, Dyami Brown, North Carolina, 2020
2 TDs receiving: 3, Dyami Brown, North Carolina, 2020
2 receivers with 100 yards receiving: Zay Flowers (180) and Hunter Long (109), BC, 2020
2 receivers with 2 TDs: Fred Zeigler (3), Benny Galloway (2), South Carolina, 1968
90+ yard pass play: 96 (TD), Tajh Boyd to Sammy Watkins, Clemson, 2013
80+ yard pass play: 85 (TD), Cooper Rush to Corey Willis, Central Michigan, 2016
70+ yard pass play: 76 (TD), Sam Howell to Khafre Brown, North Carolina, 2020
50+ yard pass play: 60 (TD), Braxton Burmeister to Tayvion Robinson, VT, 2020
Attempted 50 passes: 54, Daniel Jones, Duke, 2016
Attempted 40 passes: 40, Buckshot Calvert, Liberty, 2019
Completed 30 passes: 32, Dennis Grosel, Boston College, 2020
Completed 25 passes: 32, Dennis Grosel, Boston College, 2020
500 yards passing: 520, Dennis Grosel, Boston College, 2020
400 yards passing: 520, Dennis Grosel, Boston College, 2020
300 yards passing: 443, 520, Dennis Grosel, Boston College, 2020
250 yards passing: 520, Dennis Grosel, Boston College, 2020
5 TD passes: 5, Paul Pinegar, Fresno State, 2004
4 TD passes: 4, Dennis Grosel, Boston College, 2020
3 TD passes: 4, Dennis Grosel, Boston College, 2020
Threw 5+ interceptions: 5, Daniel Jones, Duke, 2016
Threw 3+ interceptions: 3, Dennis Grosel, Boston College, 2020
400 yards total offense: 493, Dennis Grosel, Boston College, 2020
300 yards total offense: 493, Dennis Grosel, Boston College, 2020
200 All-purpose yards: 240, Dyami Brown, North Carolina, 2020
Intercepted 3 passes: 3, B.W. Webb, William & Mary, 2009
Intercepted 2 passes: 2, Trajan Bandy, Miami, 2018
INT Return for a TD: 47 yds, Arman Jones, William & Mary, 2019
2 players with INTs for TD: Justin Taimatuia and Mercy Maston, Boise State, 2015
3 sacks: 3, Julian Okwara, Notre Dame, 2019
4+ TFLs: 4.0, Larrell Murchison, NC State, 2018
15+ Tackles: 15, Chazz Surratt, North Carolina, 2019
Fumble recovery for TD: Adetokunbo Ogundejide 23 yard return, Notre Dame, 2019
Five Field Goals: 5, Will Snyderwine, Duke, 2009
Four Field Goals: 4, Brian Johnson, Virginia Tech, 2020
Three Field Goals: 4, Brian Johnson, Virginia Tech, 2020
Missed a PAT: Logan Justus, Indiana, 2018 (blocked)
Missed 4 or more Field Goals: 4, Sam Ficken, Penn State, 2012
Missed 3 or more Field Goals: 4, Sam Ficken, Penn State, 2012
Missed 2 or more Field Goals: 2, Cole Murphy, Syracuse, 2015
Blocked a Punt: Vi Jones, NC State, 2020
Blocked Punt for a Touchdown: Tre Turner blocked punt and Jovonn Quillen returned it for TD, Virginia Tech, 2018
Blocked Punt for a Safety: DeAndre Houston-Carson, William & Mary, 2015
Blocked a Field Goal: Pat Bethel, Miami, 2019
Punt return for TD: Quadree Henderson, Pitt, 2017 (75 yards)
Free Punt return for TD: Juanyeh Thomas, Georgia Tech, 2018 (77 yards)
Kickoff return for TD: Quadree Henderson, Pitt, 2016 (93 yards)
Two-point conversion: Zay Flowers pass from Dennis Grosel, Boston College, 2020

OPPONENT TEAM...

Scored 60 points: 62-17, Clemson, 2019
Scored 50 points: 62-17, Clemson, 2019
Scored 40 points: 41-44, North Carolina, 2020
Scored 30 points: 33-15, Virginia Tech, 2020
Recorded a Shutout: 10-0, Virginia Tech, 2017
Was Shutout: South Carolina, 2018 (28-0), Belk Bowl
Scoreless first half: Duke, 2019
Scoreless second half: Old Dominion, 2019
Did not score a TD: South Carolina, 2018
Did not score an offensive TD: South Carolina, 2018
Fewer than 10 first downs: 8, William & Mary, 2019
Fewer than 5 first downs: 4, VMI, 1979
One first down: 1, Richmond, 1945
No first downs: 0, NC State, 1944
No third down conversions: 0, Notre Dame, 2015
Had 400 rushing yards: 452, Navy, 2017
Had 300 rushing yards: 317, Louisville, 2020
Had 200 rushing yards: 252, Virginia Tech, 2020
Had fewer than 100 rushing yards: 62, Abilene Christian, 2020
Had negative yards rushing: -7, Boston College, 2020
Had 200 yards passing: 212, Virginia Tech, 2020
Had 300 yards passing: 520, Boston College, 2020
Had 400 yards of passing: 520, Boston College, 2020
Had 500 yards of passing: 520, Boston College, 2020
Had fewer than 100 yards passing: 37, Georgia Tech, 2018
Had 600 yards of total offense: 619, Clemson, 2019
Had 500 yards of total offense: 513, Boston College, 2020
Had 400 yards of total offense: 464, Virginia Tech, 2020
Had fewer than 100 yards of total offense: 79, VMI, 2013
Kicked 5 field goals: 5, Duke, 2009
Had 6 or more sacks in a game: 8, Notre Dame, 2019
Had 10 or more TFL in a game: 13, Notre Dame, 2019
Had Zero TFL in a game: 0, Central Michigan, 2016
Missed Extra Point Kick: Oregon, 2013
Missed 4 or more Field Goals: 4, Penn State, 2012
Missed 3 or more Field Goals: 4, Penn State, 2012
Missed 2 or more Field Goals: 2, Syracuse, 2015
Had successful Two-Point Conversion: Boston College, 2020
Forced 5 or more turnovers: 5, Notre Dame, 2019
Scored 3 or more Defensive Touchdowns: 3, UCLA, 2014 (2 INT, 1 Fumble)
Scored 2 or more Defensive Touchdowns: 2, Boise State, 2015 (2 INT)
Had 4 or more passes intercepted: 5, Duke, 2020 (tied UVA school record)
Had 3 or more passes intercepted: 3, Boston College, 2020
Blocked 2 punts in a game: 2, Auburn, 2011
Did not punt: North Carolina, 2020
Had no turnovers: Miami, 2020
Turned the ball over 7 or more times: 7, Duke, 2020
Turned the ball over 6 or more times: 7, Duke, 2020
Turned the ball over 5 or more times: 7, Duke, 2020
Overtime game: Virginia Tech, 2018
Recorded a Safety: Abilene Christian, 2020
Was not penalized: Temple, 2004
100+ penalty yards: 119, Wake Forest, 2020
10+ penalties: 12, Wake Forest, 2020
Trailed after three quarters, but rallied to win: Georgia Tech 2018
Did not lose a fumble: Boston College, 2020
90+ offensive plays: 93, BYU, 2013
45 or fewer plays: 44, William & Mary, 1961
Recovered an Onside Kick: Duke, 2019

2020 HONORS AND AWARDS

D'Angelo Amos, Sr., DB

- ACC All-Academic Team

Brennan Armstrong, So., QB

- VaSID Second Team All-State

Joey Blount, Sr., FS

- William V Campbell Trophy Semifinalist
- ACC All-Academic Team

Lavel Davis, Fr., WR

- VaSID First Team All-State
- ACC Player of the Week - Wide Receiver (Sept. 28 & Nov. 16)
- ACC Rookie of the Week (Sept. 28)

Brian Delaney, Sr. K

- NFF Hampshire Honor Society
- ACC All-Academic Team

Matt Gahm, Sr., LB

- NFF Hampshire Honor Society

Chris Glaser, Sr., OG

- All-ACC (Honorable Mention)
- VaSID Second Team All-State

Nash Griffin, Sr., P

- ACC All-Academic Team

Billy Kemp IV, Jr., WR

- All-ACC (Honorable Mention)
- VaSID First Team All-State

Terrell Jana, Sr., WR

- Wells Fargo Humanitarian Award
- ACC All-Academic Team

Nick Jackson, So., LB

- All-ACC (Third Team)
- VaSID Second Team All-State
- ACC All-Academic Team

Olu Oluwatimi, Jr., C

- VaSID First Team All-State

Tony Poljan, Sr., TE

- VaSID First Team All-State

Dillon Reinkensmeyer, Sr., T

- NFF Hampshire Honor Society
- ACC All-Academic Team

Charles Snowden, Sr., LB

- All-ACC (Second Team)
- Touchdown Club of Richmond Linebacker of the Year
- Butkus Award Semifinalist
- VaSID First Team All-State
- ACC Player of the Week - Linebacker (Oct. 26)

Ryan Swoboda, Jr., T

- ACC Player of the Week - Offensive Line (Dec. 7)

Noah Taylor, Jr., LB

- ACC Player of the Week - Linebacker (Nov. 16)

Zane Zandier, Sr., LB

- All-ACC (Second Team)
- VaSID Second Team All-State
- ACC Player of the Week - Linebacker (Sept. 28)



2021 OPPONENTS

WILLIAM & MARY



Sept. 4 – Scott Stadium (61,500)
Location: Williamsburg, Va
Conference: Colonial Athletic
2020 Record: 1-2, 1-2 ACC
Head Coach: Mike London
Career Record: 67-68 (12 years)
School Record: 6-9 (two years)
Football SID: Kris Sears
Phone: (757) 221-3368
Email: kasear@wm.edu
Website: tribeathletics.com
Press Box: n/a

ILLINOIS

Sept. 11 – Scott Stadium (61,500)
Location: Urbana-Champaign, Ill.
Conference: Big 10
2020 Record: 2-6, 2-6 Big 10
Head Coach: Bret Bielema
Career Record: 97-58 (12 years)
School Record: First Season
Football SID: Kent Brown
Phone: 217-244-6533
Email: kwbrown3@illinois.edu
Website: fightingillini.com
Press Box: n/a

NORTH CAROLINA



Sept. 18 – Kenan Stadium (50,500)
Location: Chapel Hill, N.C.
Conference: Atlantic Coast
2020 Record: 8-4, 7-3 ACC
Head Coach: Mack Brown
Career Record: 259-132-1 (32 years)
School Record: 84-54-1 (12 years)
Football SID: Jeremy Sharpe
Phone: (919) 962-9135
Email: jsharpe7@unc.edu
Website: GoHeels.com
Press Box: (919) 962-2123

WAKE FOREST



Sept. 24 - Scott Stadium (61,500)
Location: Winston-Salem, N.C.
Conference: Atlantic Coast
2019 Record: 4-5, 3-4 ACC
Head Coach: Dave Clawson
Career Record: 130-125 (20 years)
School Record: 40-45 (seven years)
Football SID: Will Pantages
Phone: (336) 758-2347
Email: pantagw@wfu.edu
Website: WakeForestSports.com
Press Box: (336) 758-7523

MIAMI



Sept. 30 – Hard Rock Stadium (65,285)
Location: Coral Gables, Fla.
Conference: Atlantic Coast
2019 Record: 8-3, 7-2 ACC
Head Coach: Manny Diaz
Career Record: 14-10 (two years)
School Record: 14-10 (two years)
Football SID: Camron Ghorbi
Phone: (305) 284-3230
Email: c.ghorbi@miami.edu
Website: HurricaneSports.com
Press Box: (305) 943-8060

LOUISVILLE



Oct. 9 – Cardinal Stadium (60,800)
Location: Louisville, Ky.
Conference: Atlantic Coast
2020 Record: 4-7, 3-7 ACC
Head Coach: Scott Satterfield
Career Record: 63-36 (eight years)
School Record: 12-12 (two years)
Football SID: Rocco Gasparro
Phone: (502) 852-0102
Email: rocco@gocards.com
Website: GoCards.com
Press Box: (502) 852-6703

DUKE



Oct. 16 - Scott Stadium (61,500)
Location: Durham, N.C.
Conference: Atlantic Coast
2020 Record: 2-9, 1-9 ACC
Head Coach: David Cutcliffe
Career Record: 118-117 (19 years)
School Record: 74-87 (13 years)
Football SID: Kat Castner
Phone: (919) 684-8708
Email: kaitlyn.castner@duke.edu
Website: GoDuke.com
Press Box: (919) 684-4203

GEORGIA TECH



Oct. 23 - Bobby Dodd Stadium (81,500)
Location: Atlanta, Ga.
Conference: Atlantic Coast
2020 Record: 3-7, 3-6 ACC
Head Coach: Geoff Collins
Career Record: 21-26 (four years)
School Record: 6-16 (two years)
Football SID: Mike Flynn
Phone: (404) 894-5445
Email: mflynn@athletics.gatech.edu
Website: ramblinwreck.com
Press Box: n/a

BYU

Oct. 30 - LaVell Edwards Stadium (63,470)
Location: Provo, Utah
Conference: Independent
2020 Record: 11-1
Head Coach: Kalani Sitake
Career Record: 38-26 (five years)
School Record: 38-26 (five years)
Football SID: Brett Pyne
Phone: (801) 422-4912
Email: brett_pyne@byu.edu
Website: byucougars.com
Press Box: (801) 422-2609

NOTRE DAME



Nov. 13 – Scott Stadium (61,500)
Location: Notre Dame, Ind.
Conference: Independant
2020 Record: 10-2, 9-0 ACC
Head Coach: Brian Kelly
Career Record: 273-96-2 (31 years)
School Record: 102-96 (12 years)
Football SID: Katy Lonergan
Phone: 785-764-9941
Email: klonerg2@nd.edu
Website: und.com
Press Box: n/a

PITT



Nov. 20 - Heinz Field (68,400)
Location: Pittsburgh, Pa.
Conference: Atlantic Coast
2020 Record: 5-6, 5-5 ACC
Head Coach: Pat Narduzzi
Career Record: 45-41 (seven years)
School Record: 45-41 (seven years)
Football SID: E.J. Borghetti
Phone: 412-648-8240
Email: eborghetti@athletics.pitt.edu
Website: pittsburghpanthers.com
Press Box: n/a

VIRGINIA TECH



Nov. 27 - Scott Stadium (61,500)
Location: Blacksburg, Va.
Conference: Atlantic Coast
2020 Record: 6-5, 5-5 ACC
Head Coach: Justin Fuente
Career Record: 64-49 (nine years)
School Record: 38-26 (five years)
Football SID: Pete Moris
Phone: (540) 231-9965
Email: morisvt@vt.edu
Website: hokiesports.com
Press Box: n/a

2021 OPPONENT SCHEDULES

William & Mary

Sept. 4 at Virginia
 Sept. 11 Lafayette
 Sept. 18 at Colgate
 Sept. 25 at Elon
 Oct. 9 Univ. of Albany
 Oct. 16 at Maine
 Oct. 23 To wson
 Oct. 30 at Villanova
 Nov. 6 at Delaware
 Nov. 13 James Madison
 Nov. 20 Richmond

Illinois

Aug. 28 Nebraska
 Sept. 4 UTSA
 Sept. 11 at Virginia
 Sept. 17 Maryland
 Sept. 25 at Purdue
 Oct. 2 Charlotte
 Oct. 9 Wisconsin
 Oct. 23 at Penn State
 Oct. 30 Rutgers
 Nov. 6 at Minnesota
 Nov. 20 at Iowa
 Nov. 27 Northwestern

North Carolina

Sept. 3 at Virginia Tech
 Sept. 11 Georgia State
 Sept. 18 Virginia
 Sept. 25 at Georgia Tech
 Oct. 2 Duke
 Oct. 9 Florida State
 Oct. 16 Miami
 Oct. 30 at Notre Dame C
 Nov. 6 Wake Forest
 Nov. 11 at Pitt
 Nov. 20 Wofford
 Nov. 26 at NC State

North Carolina

Sept. 19 Wake Forest
 Sept. 26 at Virginia Tech
 Oct. 3 at Pitt
 Oct. 10 at Virginia
 Oct. 17 Duke
 Oct. 24 North Carolina
 Nov. 6 Miami@@
 Nov. 14 Florida State
 Nov. 21 Liberty
 Nov. 28 at Syracuse
 Dec. 5 Georgia Tech

Wake Forest

Sept. 3 Old Dominion
 Sept. 11 Norfolk State
 Sept. 18 Florida State
 Sept. 24 at Virginia
 Oct. 2 Louisville
 Oct. 9 at Syracuse
 Oct. 23 at Army
 Oct. 30 Duke
 Nov. 6 at North Carolina
 Nov. 13 NC State
 Nov. 20 at Clemson
 Nov. 27 at Boston College

Miami

Sept. 4 vs. Alabama (Atlanta)
 Sept. 11 Appalachian
 Sept. 18 Michigan State
 Sept. 25 Central Connecticut
 Sept. 30 Virginia
 Oct. 16 at North Carolina
 Oct. 23 NC State
 Oct. 30 at Pitt
 Nov. 6 Georgia Tech
 Nov. 13 at Florida State
 Nov. 20 Virginia Tech
 Nov. 27 at Duke

Louisville

Sept. 6 vs. Ole Miss (Atlanta)
 Sept. 11 Eastern Kentucky
 Sept. 17 UCF
 Sept. 25 at Florida State
 Oct. 2 at Wake Forest
 Oct. 9 Virginia
 Oct. 23 Boston College
 Oct. 30 at NC State
 Nov. 6 Clemson
 Nov. 13 Syracuse
 Nov. 18 at Duke
 Nov. 27 Kentucky

Duke

Sept. 3 at Charlotte
 Sept. 10 North Carolina A&T
 Sept. 18 Northwestern
 Sept. 25 Kansas
 Oct. 2 at North Carolina
 Oct. 9 Georgia Tech
 Oct. 16 at Virginia
 Oct. 30 at Wake Forest
 Nov. 6 Pitt
 Nov. 13 at Virginia Tech
 Nov. 18 Louisville
 Nov. 27 Miami

Georgia Tech

Sept. 4 Northern Illinois
 Sept. 11 Kennesaw State
 Sept. 18 at Clemson
 Sept. 25 North Carolina
 Oct. 2 Pitt
 Oct. 9 at Duke
 Oct. 23 at Virginia
 Oct. 30 Virginia Tech
 Nov. 6 at Miami
 Nov. 13 Boston College
 Nov. 20 at Notre Dame
 Nov. 27 Georgia

BYU

Sept. 4 vs. Arizona (Las Vegas)
 Sept. 11 Utah
 Sept. 18 Arizona State
 Sept. 25 South Florida
 Oct. 1 Utah State
 Oct. 9 Boise State
 Oct. 16 at Baylor
 Oct. 23 at Washington State
 Oct. 3 Virginia
 Nov. 6 Idaho State
 Nov. 20 at Georgia Southern
 Nov. 27 at USC

Notre Dame

Sept. 5 at Florida State
 Sept. 11 Toledo
 Sept. 18 Purdue
 Sept. 25 vs. Wisconsin (Chicago)
 Oct. 2 Cincinnati
 Oct. 9 at Virginia Tech
 Oct. 23 USC
 Oct. 30 North Carolina
 Nov. 6 Navy
 Nov. 13 at Virginia
 Nov. 20 Georgia Tech
 Nov. 27 at Stanford

Pitt

Sept. 4 UMass
 Sept. 11 at Tennessee
 Sept. 18 Western Michigan
 Sept. 25 New Hampshire
 Oct. 2 at Georgia Tech
 Oct. 16 at Virginia Tech
 Oct. 23 Clemson
 Oct. 30 Miami
 Nov. 6 at Duke
 Nov. 11 North Carolina
 Nov. 20 Virginia
 Nov. 27 at Syracuse

Virginia Tech

Sept. 3 North Carolina
 Sept. 11 Middle Tennessee
 Sept. 18 at West Virginia
 Sept. 25 Richmond
 Oct. 9 Notre Dame
 Oct. 16 Pitt
 Oct. 23 Syracuse
 Oct. 30 at Georgia Tech
 Nov. 5 at Boston College
 Nov. 13 Duke
 Nov. 20 at Miami
 Nov. 27 at Virginia





RUSHING RECORDS

Attempts

Career—809, Thomas Jones, 1996-99
Season—334, Thomas Jones, 1999
 Sr.—334, Thomas Jones, 1999
 Jr.—265, Tiki Barber, 1995
 Soph.—229, Gary Helman, 1969
 Fr.—196, Antonio Rice, 1982; Wali Lundy, 2002
Game—39, Thomas Jones vs. Georgia Tech, 1999
 Sr.—39, Thomas Jones vs. Georgia Tech, 1999
 Jr.—37, John Papit vs. West Virginia, 1949
 Soph.—37, Gary Helman vs. William & Mary, 1969
 Fr.—34, Marcus Wilson vs. VMI, 1987

Yardage

Career—3998, Thomas Jones, 1996-99
Season—1798, Thomas Jones, 1999
 Sr.—1798, Thomas Jones, 1999
 Jr.—1397, Tiki Barber, 1995
 Soph.—1020, Terry Kirby, 1990
 Fr.—835, Howard Petty, 1983
Game—224, John Papit vs. Washington & Lee, 1948
 Sr.—223, Alvin Pearman vs. Duke, 2004
 Jr.—212, John Papit vs. West Virginia, 1949
 Soph.—224, John Papit vs. Washington & Lee, 1948
 Fr.—182, Howard Petty vs. Wake Forest, 1983

Consecutive Games of 100 Yards or More

8, Tiki Barber, 1996

Average

Career—6.0, John Papit, 1947-50
Season—7.0, Nikki Fisher, 1990 (min. 50 carries)
Game—34.7, Ray Brown vs. Hampden-Sydney, 1946 (min. 3 carries)

Touchdowns

Career—46, Gene Mayer, 1912-15
 (modern record: 43, Wali Lundy, 2002-05)
Season—18, Gene Mayer, 1915 (modern record: 17, Wali Lundy, 2004)
 Sr.—18, Gene Mayer, 1915
 Jr.—17, Wali Lundy, 2004
 Soph.—12, Wayne Taulapapa, 2019
 Fr.—9, Kevin Parks, 2011
Game—5, Gene Mayer vs. North Carolina, 1912; Gene Mayer vs. Richmond, 1915 (modern record: 4, on eight occasions)
 Sr.—5, Gene Mayer vs. Richmond, 1915
 Jr.—4, Gene Arnette vs. Buffalo, 1967;
 Tiki Barber, vs. Georgia Tech, 1995
 Soph.—4, Terry Kirby vs. William & Mary, 1990;
 Gary Helman vs. William & Mary, 1969
 Fr.—5, Gene Mayer vs. North Carolina, 1912

Longest Plays—Runs

96 Mikell Simpson vs. Texas Tech, 2007
 88 Bob Davis vs. N. C. State, 1964
 81+ Tommy Vigorito vs. NC State, 1979
 81 Tiki Barber vs. Michigan, 1995
 80+ Tiki Barber vs. Virginia Tech, 1996
 80 Thomas Jones vs. San Jose State, 1998
 79 Ray Brown vs. Hampden-Sydney, 1946
 79 Barry Word vs. Georgia Tech, 1985
 79 Cedric Peerman vs. East Carolina, 2008
 78+ Alvin Pearman vs. Virginia Tech, 2004
 75 Jordan Ellis vs. Ohio, 2018
 73 Terry Kirby vs. Wake Forest, 1992
 72 Grover Jones vs. Hampden-Sydney, 1946
 72+ Kent Merritt vs. Clemson, 1973
 72 Greg Taylor vs. VMI, 1979
 71 George Grimes vs. VMI, 1947
 71 Harold Hoak vs. North Carolina, 1952
 71 Kent Merritt vs. Clemson, 1971
 71+ Thomas Jones vs. Florida State, 1999
 71+ Albert Reid vs. Pitt, 2015
 70+ Tommy Vigorito vs. Maryland, 1978
 70 Michael Johnson vs. Syracuse, 2005

+Non-scoring play
 *indicates active player

Career Rushing Leaders

Player	Years	Att.	Yds	Avg.	TD
1. Thomas Jones	1996-99	809	3998	4.9	36
2. Tiki Barber	1993-96	651	3389	5.2	31
3. Terry Kirby	1989-92	567	3348	5.9	24
4. John Papit	1947-50	537	3238	6.0	27
5. Kevin Parks	2011-14	728	3219	4.4	29
6. Wali Lundy	2002-05	742	3193	4.3	43
7. Tommy Vigorito	1977-80	648	2913	4.5	15
8. Frank Quayle	1966-68	514	2695	5.2	28
9. Jim Bakhtiar	1955-57	555	2434	4.4	13
10. Alvin Pearman	2001-04	500	2394	4.8	19
11. Barry Word	1982-85	405	2257	5.6	17
12. Marcus Wilson	1987-89	484	2219	4.6	13
13. Antwoine Womack	97-98, 00-01	429	2207	5.1	13
14. Howard Petty	1983-85	484	2171	4.5	21
15. Kevin Brooks	1992-95	447	2082	4.7	17

Season Rushing Leaders

Player	Year	Att.	Yds.	Avg.	TD
1. Thomas Jones	1999	334	1798	5.4	16
2. Tiki Barber	1995	265	1397	5.3	14
3. Tiki Barber	1996	250	1360	5.4	14
4. Thomas Jones	1998	238	1303	5.5	13
5. Barry Word	1985	207	1224	5.9	6
6. John Papit	1949	197	1214	6.2	9
7. Frank Quayle	1968	175	1213	6.9	12
8. Terry Kirby	1992	175	1130	6.5	6
9. Marcus Wilson	1989	223	1098	4.9	4
10. Tommy Vigorito	1979	184	1045	5.7	6
11. Alvin Pearman	2004	195	1037	5.3	10
12. Kevin Parks	2013	227	1031	4.5	11
13. Antwoine Womack	2000	210	1028	4.9	9
14. Jordan Ellis	2018	215	1026	4.8	10
15. Terry Kirby	1990	165	1020	6.2	7

Single Game Rushing Leaders

Player	Att.	Yds.	Avg.	TD
1. John Papit vs. Washington & Lee, 1948	16	224	14.0	3
2. Alvin Pearman vs. Duke, 2004	38	223	5.9	1
3. Frank Quayle vs. Maryland, 1966	25	221	8.9	1
Thomas Jones vs. NC State, 1999	38	221	5.8	3
Thomas Jones vs. Buffalo, 1999	32	221	6.9	1
6. Frank Quayle vs. Maryland, 1968	29	216	7.5	3
7. Bill Dudley vs. North Carolina, 1941	17	215	12.7	3
8. Terry Kirby vs. Wake Forest, 1992	24	214	8.9	2
9. Thomas Jones vs. Georgia Tech, 1999	39	213	5.5	2
10. John Papit vs. West Virginia, 1949	37	212	5.7	1
11. Jim Bakhtiar vs. VMI, 1956	27	210	7.8	1
Thomas Jones vs. Brigham Young, 1999	35	210	6.0	2
13. Terry Kirby vs. Duke, 1992	28	207	7.4	0
Thomas Jones vs. Georgia Tech, 1998	27	207	7.7	2
15. John Papit vs. Geo. Washington, 1949	26	203	7.8	3
Thomas Jones vs. San Jose State, 1998	23	203	8.8	2

100-Yard Rushers

Date	Opponent	Att.	Yds.	Avg.	TD
Tiki Barber (19)					
Sept. 3, 1994	Florida State	12	108	9.0	0
Oct. 15, 1994	Georgia Tech	22	123	5.6	1
Aug. 26, 1995	Michigan	12	113	9.4	1
Sept. 9, 1995	NC State	24	130	5.4	1
Sept. 16, 1995	Georgia Tech	20	119	6.0	4
Sept. 23, 1995	Clemson	27	111	4.1	1
Oct. 14, 1995	Duke	30	185	6.2	1
Oct. 21, 1995	Texas	27	123	4.6	0
Nov. 2, 1995	Florida State	31	193	6.2	1
Nov. 11, 1995	Maryland	27	116	4.3	1
Sept. 7, 1996	Central Michigan	16	147	9.2	2
Sept. 14, 1996	Maryland	29	123	4.2	1
Sept. 21, 1996	Wake Forest	22	113	5.1	1
Sept. 28, 1996	Texas	25	121	4.8	3
Oct. 5, 1996	Georgia Tech	24	123	5.1	1
Oct. 19, 1996	NC State	17	132	7.8	2
Oct. 26, 1996	Florida State	21	150	7.1	1
Nov. 2, 1996	Duke	24	128	5.3	2
Nov. 29, 1996	Virginia Tech	21	162	7.7	0



John Papit has three of the top-15 rushing games in UVA history.

Date	Opponent	Att.	Yds.	Avg.	TD
Thomas Jones (18)					
Sept. 13, 1997	Richmond	18	117	6.5	1
Oct. 11, 1997	Clemson	27	100	3.7	1
Nov. 29, 1997	Virginia Tech	21	102	4.8	1
Sept. 3, 1998	Auburn	21	100	4.8	1
Sept. 19, 1998	Clemson	24	118	4.9	1
Oct. 3, 1998	San Jose State	23	203	8.8	2
Oct. 17, 1998	Georgia Tech	27	207	7.7	2
Oct. 24, 1998	NC State	21	117	5.6	2
Oct. 31, 1998	Wake Forest	24	142	5.9	1
Nov. 14, 1998	North Carolina	35	180	5.1	1
Sept. 4, 1999	North Carolina	35	149	4.3	1
Sept. 18, 1999	Wake Forest	24	164	6.8	3
Sept. 25, 1999	Brigham Young	35	210	6.0	3
Oct. 9, 1999	Duke	31	185	6.0	3
Oct. 16, 1999	NC State	38	221	5.8	3
Oct. 30, 1999	Florida State	26	164	6.3	1
Nov. 6, 1999	Georgia Tech	39	213	5.5	2
Nov. 13, 1999	Buffalo	32	221	6.9	1

John Papit (15)					
Oct. 2, 1948	Virginia Tech	10	106	10.6	1
Oct. 16, 1948	Washington & Lee	16	224	14.0	3
Oct. 23, 1948	VMI	21	112	5.3	0
Nov. 13, 1948	West Virginia	21	109	5.2	0
Sept. 24, 1949	George Washington	26	203	7.8	2
Oct. 1, 1949	Miami (Ohio)	26	196	7.5	2
Oct. 15, 1949	Washington & Lee	20	133	6.7	1
Oct. 22, 1949	VMI	14	157	11.2	1
Oct. 29, 1949	West Virginia	37	212	5.7	1
Nov. 19, 1949	Tulane	19	113	5.9	0
Oct. 14, 1950	Washington & Lee	24	136	5.7	1
Oct. 28, 1950	West Virginia	19	113	5.9	1
Nov. 4, 1950	The Citadel	27	157	5.8	2
Nov. 11, 1950	William & Mary	29	171	5.9	1
Dec. 2, 1950	North Carolina	17	141	8.3	2

Terry Kirby (14)					
Sept. 22, 1990	Duke	12	112	9.3	1
Sept. 29, 1990	William & Mary	23	188	8.2	4
Oct. 13, 1990	NC State	15	112	7.5	0
Oct. 20, 1990	Wake Forest	18	101	5.6	0
Nov. 3, 1990	Georgia Tech	15	104	6.9	0
Oct. 5, 1991	Kansas	14	107	7.6	1
Oct. 26, 1991	Wake Forest	14	125	8.9	1
Nov. 2, 1991	VMI	18	121	6.7	2
Sept. 5, 1992	Maryland	17	120	7.1	0
Sept. 19, 1992	Georgia Tech	22	135	6.1	1
Sept. 26, 1992	Duke	28	207	7.4	0
Oct. 3, 1992	Wake Forest	24	214	8.9	2
Oct. 10, 1992	Clemson	26	132	5.1	0
Nov. 21, 1992	Virginia Tech	26	185	7.1	2

Kevin Parks (11)					
Sept. 3, 2011	William & Mary	16	114	7.1	3
Oct. 13, 2012	Maryland	17	129	7.6	0
Nov. 3, 2012	NC State	25	115	4.6	1
Sept. 21, 2013	VMI	17	135	7.9	2
Oct. 5, 2013	Ball State	16	104	6.5	2
Oct. 12, 2013	Maryland	28	112	4.0	1
Nov. 9, 2013	North Carolina	24	100	4.2	1
Nov. 23, 2013	Miami	26	130	5.0	1
Nov. 30, 2013	Virginia Tech	17	105	6.2	0
Oct. 4, 2014	Pitt	29	169	5.8	1
Oct. 25, 2014	North Carolina	25	111	4.4	1

Wali Lundy (11)					
Sept. 21, 2002	Akron	15	102	6.8	0
Oct. 19, 2002	North Carolina	18	108	6.0	0
Nov. 30, 2002	Virginia Tech	29	127	4.4	1
Dec. 28, 2002	West Virginia	22	127	5.8	2
Sept. 13, 2003	Western Michigan	27	123	4.6	0
Sept. 27, 2003	Wake Forest	27	137	5.1	2
Oct. 4, 2003	North Carolina	28	129	4.6	3
Sept. 4, 2004	Temple	25	104	4.2	3
Sept. 18, 2004	Akron	22	142	6.5	3
Nov. 6, 2004	Maryland	24	107	4.5	2
Nov. 5, 2005	Temple	19	113	5.9	4

Frank Quayle (10)					
Nov. 19, 1966	Maryland	25	221	8.8	1
Nov. 26, 1966	North Carolina	21	126	6.0	3
Sept. 30, 1967	Buffalo	14	151	10.8	0
Oct. 7, 1967	Wake Forest	19	101	5.3	1
Sept. 28, 1968	VMI	11	175	15.9	1
Oct. 5, 1968	Davidson	17	153	9.0	1
Oct. 12, 1968	Duke	15	182	12.1	1
Nov. 9, 1968	North Carolina	18	148	8.2	2
Nov. 16, 1968	Tulane	20	121	6.1	2
Nov. 23, 1968	Maryland	29	216	7.4	3

Tommy Vigorito (10)					
Sept. 23, 1978	Army	27	180	6.7	1
Nov. 4, 1978	West Virginia	15	100	6.7	0
Nov. 11, 1978	Maryland	21	146	7.0	0
Sept. 15, 1979	NC State	17	192	11.3	2
Sept. 22, 1979	VMI	22	120	5.5	0
Sept. 29, 1979	Duke	17	126	7.4	1
Oct. 13, 1979	James Madison	10	118	11.8	2
Sept. 13, 1980	Navy	33	122	3.7	2
Oct. 4, 1980	West Virginia	25	114	4.6	0
Nov. 8, 1980	Rutgers	23	111	4.8	0

Annual Rushing Leaders

Year	Player	Att.	Yds.	Avg.	TD
1940	Bill Dudley	106	469	4.4	3
1941	Bill Dudley	155	968	6.1	17
1942	Herb Munhall	46	117	2.5	3
1944	John Duda	125	716	5.7	7
1946	Ray Brown	60	387	6.5	6
1947	Grover Jones	89	446	5.0	9
1948	John Papit	134	885	6.6	5
1949	John Papit	197	1214	6.2	9
1950	John Papit	167	949	5.7	8
1951	Bobby Pate	100	440	4.4	4
1952	Gerry Furst	115	699	6.1	5
1953	Henry Strempek	93	315	3.4	2
1954	Herb Hartwell	93	390	4.2	4
1955	Jim Bakhtiar	158	733	4.6	4
1956	Jim Bakhtiar	203	879	4.3	3
1957	Jim Bakhtiar (led ACC)	194	822	4.2	6
1958	Tom Gravins	56	258	4.6	2
1959	Tom Gravins	86	359	4.2	4
1960	Fred Shepherd (led ACC)	126	529	4.2	4
1961	Doug Thomson	70	294	4.2	2
1962	Ted Rzempoluch	77	347	4.5	3
1963	John Pincavage	61	256	4.2	2
1964	Bob Davis	84	427	5.1	8
1965	Carroll Jarvis	106	385	3.6	4
1966	Frank Quayle	162	727	4.5	7
1967	Jeff Anderson	183	774	4.2	3
1968	Frank Quayle (led ACC)	175	1213	6.9	12
1969	Gary Helman	229	851	3.7	7
1970	Gary Helman	172	743	4.3	7
1971	Kent Merritt	189	828	4.4	3
1972	Kent Merritt	118	575	4.9	1
1973	Billy Copeland	130	700	5.4	4
1974	Joe Sroba	167	632	3.8	4
1975	David Sloan	176	848	4.8	6
1976	Raymond Keys	120	505	4.2	3
1977	Bill Harris	119	339	2.8	1
1978	Tommy Vigorito	168	800	4.8	4
1979	Tommy Vigorito	184	1045	5.7	6
1980	Tommy Vigorito	201	742	3.7	4
1981	Derek Jenkins	118	412	3.5	2
1982	Antonio Rice	196	764	3.9	6
1983	Howard Petty	169	835	4.9	7
1984	Howard Petty	170	811	4.8	8
1985	Barry Word (led ACC)	207	1224	5.9	6
1986	Durwin Greggs	83	404	4.9	2
1987	Marcus Wilson	172	692	4.0	7
1988	Marcus Wilson	89	429	4.8	2
1989	Marcus Wilson	223	1098	4.9	4
1990	Terry Kirby (led ACC)	165	1020	6.2	7
1991	Terry Kirby	164	887	5.4	7
1992	Terry Kirby (led ACC)	175	1130	6.5	6
1993	Jerrold Washington	162	871	5.4	5
1994	Kevin Brooks	173	741	4.3	8
1995	Tiki Barber	265	1397	5.3	14
1996	Tiki Barber (led ACC)	250	1360	5.4	14
1997	Thomas Jones	201	692	3.4	4
1998	Thomas Jones (led ACC)	238	1303	5.5	13
1999	Thomas Jones (led ACC)	334	1798	5.4	16
2000	Antwoine Womack (led ACC)	210	1028	4.9	9
2001	Alvin Pearman	88	371	4.2	1
2002	Wali Lundy	196	826	4.2	6
2003	Wali Lundy	227	929	4.1	10
2004	Alvin Pearman	195	1037	5.3	10
2005	Wali Lundy	144	574	4.0	10
2006	Jason Snelling	183	772	4.2	7
2007	Cedric Peerman	113	585	5.2	5
2008	Cedric Peerman	153	774	5.1	7
2009	Rashawn Jackson	96	461	4.8	2
2010	Keith Payne	160	749	4.7	14
2011	Perry Jones	184	915	5.0	5
2012	Kevin Parks	160	734	4.6	5
2013	Kevin Parks	227	1031	4.5	11
2014	Kevin Parks	189	745	4.4	4
2015	Taquan Mizzell	163	671	4.1	4
2016	Taquan Mizzell	187	940	5.0	5
2017	Jordan Ellis	215	836	3.9	6
2018	Jordan Ellis	215	1026	4.8	10
2019	Bryce Perkins	227	769	3.4	11
2020	Brennan Armstrong	126	552	4.4	5



Date	Opponent	Att.	Yds.	Avg.	TD
Barry Word (10)					
Oct. 6, 1984	Duke	12	107	8.9	1
Oct. 20, 1984	Wake Forest	18	140	7.8	2
Sept. 14, 1985	VMI	17	136	8.0	1
Sept. 21, 1985	Georgia Tech	17	188	11.1	1
Sept. 28, 1985	Navy	21	110	5.2	0
Oct. 19, 1985	Virginia Tech	20	104	5.2	0
Oct. 26, 1985	Wake Forest	24	137	5.7	0
Nov. 2, 1985	West Virginia	26	148	5.7	0
Nov. 9, 1985	NC State	28	160	5.7	2
Nov. 16, 1985	North Carolina	33	170	5.1	1
Jim Bakhtiar (9)					
Oct. 15, 1955	VMI	22	126	5.7	1
Nov. 19, 1955	North Carolina	20	163	8.2	2
Nov. 26, 1955	South Carolina	27	152	5.6	1
Sept. 22, 1956	VMI	27	210	7.8	1
Oct. 6, 1956	Wake Forest	29	112	3.9	0
Oct. 5, 1957	Wake Forest	31	143	4.6	1
Oct. 19, 1957	Virginia Tech	28	153	5.5	4
Oct. 26, 1957	Army	30	111	3.7	1
Nov. 2, 1957	VMI	22	106	4.8	0
Antwoine Womack (9)					
Sept. 27, 1997	North Carolina	15	108	7.2	0
Sept. 26, 1998	Duke	10	119	11.9	1
Oct. 3, 1998	San Jose State	17	142	8.4	1
Oct. 24, 1998	NC State	15	109	7.3	1
Sept. 2, 2000	Brigham Young	15	160	10.7	2
Sept. 30, 2000	Wake Forest	26	180	6.9	1
Oct. 7, 2000	Maryland	29	133	4.6	0
Nov. 25, 2000	Virginia Tech	20	134	6.7	1
Dec. 1, 2001	Penn State	31	153	4.9	0
Marcus Wilson (8)					
Oct. 3, 1987	VMI	34	129	3.8	2
Nov. 7, 1987	Georgia Tech	22	125	5.7	0
Sept. 3, 1988	William & Mary	20	102	5.1	1
Sept. 16, 1989	Georgia Tech	32	153	4.8	0
Sept. 30, 1989	William & Mary	16	134	8.4	0
Oct. 14, 1989	North Carolina	19	113	5.9	1
Oct. 21, 1989	Wake Forest	28	134	4.8	1
Oct. 28, 1989	Louisville	20	103	5.2	0
Alvin Pearman (8)					
Nov. 3, 2001	Wake Forest	19	108	5.7	0
Oct. 25, 2003	Troy State	32	138	4.3	0
Dec. 27, 2003	Pittsburgh	7	104	14.9	1
Oct. 7, 2004	Clemson	18	104	5.8	2
Oct. 23, 2004	Duke	38	223	5.9	1
Nov. 6, 2004	Maryland	31	170	5.4	0
Nov. 13, 2004	Miami	21	106	5.0	1
Nov. 27, 2004	Virginia Tech	28	147	5.3	0
Nikki Fisher (7)					
Nov. 12, 1988	North Carolina	23	139	6.0	0
Nov. 19, 1988	Maryland	24	108	4.5	1
Sept. 15, 1990	Navy	9	100	11.1	1
Sept. 29, 1990	William & Mary	14	164	11.7	2
Oct. 20, 1990	Wake Forest	15	132	8.8	1
Sept. 14, 1991	Navy	20	138	6.9	0
Nov. 23, 1991	Virginia Tech	9	106	11.8	0
Bryce Perkins (7)					
Sept. 1, 2018	Richmond	13	108	8.3	2
Sept. 8, 2018	Indiana	25	123	4.9	0
Oct. 27, 2018	North Carolina	21	112	5.3	1
Nov. 23, 2018	Virginia Tech	24	112	4.7	0
Nov. 2, 2019	North Carolina	24	112	4.7	2
Nov. 9, 2019	Georgia Tech	21	106	5.0	1
Nov. 29, 2019	Virginia Tech	19	164	8.6	2
Kent Merritt (6)					
Oct. 16, 1971	Clemson	14	127	9.1	1
Nov. 6, 1971	Virginia Tech	26	121	4.7	0
Nov. 20, 1971	Maryland	18	101	5.6	1
Oct. 7, 1972	Vanderbilt	23	115	5.0	0
Oct. 21, 1972	Clemson	14	103	7.4	0
Oct. 13, 1973	Clemson	22	145	6.6	1
Billy Copeland (6)					
Oct. 27, 1973	Wake Forest	23	155	6.7	1
Nov. 3, 1973	North Carolina	23	130	5.7	2
Nov. 17, 1973	West Virginia	24	168	7.0	0
Nov. 16, 1974	Clemson	23	119	5.2	0
Sept. 20, 1975	VMI	23	190	8.3	0
Nov. 22, 1975	Maryland	12	100	8.3	1
Howard Petty (6)					
Sept. 10, 1983	Navy	14	128	9.1	1
Oct. 22, 1983	Wake Forest	27	182	6.7	1
Nov. 5, 1983	Georgia Tech	22	106	4.8	1
Oct. 6, 1984	Duke	17	114	6.7	2
Oct. 20, 1984	Wake Forest	21	131	6.2	2
Nov. 29, 1985	Maryland	24	124	5.2	2
Jerrold Washington (6)					
Oct. 17, 1992	North Carolina	20	107	5.4	0
Oct. 24, 1992	William & Mary	27	197	7.3	1
Nov. 7, 1992	NC State	15	102	6.8	0
Oct. 30, 1993	NC State	17	109	6.4	1
Nov. 6, 1993	Wake Forest	21	148	7.0	2
Nov. 20, 1993	Virginia Tech	21	129	6.1	1

Date	Opponent	Att.	Yds.	Avg.	TD
Kevin Brooks (6)					
Oct. 24, 1992	William & Mary	17	124	7.3	0
Oct. 30, 1993	N.C. State	18	107	5.9	0
Oct. 8, 1994	Wake Forest	18	112	6.2	1
Nov. 19, 1994	Virginia Tech	23	108	4.7	1
Sept. 2, 1995	William & Mary	24	110	4.6	1
Nov. 11, 1995	Maryland	16	103	6.4	1
Cedric Peerman (6)					
Sept. 8, 2007	Duke	19	137	7.2	1
Sept. 15, 2007	North Carolina	30	186	6.2	1
Sept. 22, 2007	Georgia Tech	28	138	4.9	1
Oct. 4, 2008	Maryland	17	110	6.5	1
Oct. 11, 2008	East Carolina	16	173	10.8	2
Oct. 25, 2008	Georgia Tech	25	116	4.6	1
Jeff Anderson (5)					
Oct. 28, 1967	VMI	32	175	5.5	1
Nov. 11, 1967	North Carolina	21	106	5.0	1
Oct. 5, 1968	Davidson	25	131	5.2	2
Oct. 12, 1968	Duke	24	183	7.6	3
Nov. 16, 1968	Tulane	23	132	5.7	1
Gary Helman (5)					
Sept. 27, 1969	Duke	32	158	4.9	0
Oct. 4, 1969	William & Mary	37	148	4.0	4
Oct. 11, 1969	VMI	22	162	7.4	1
Nov. 7, 1970	NC State	23	110	4.8	1
Nov. 14, 1970	Colgate	21	120	5.7	1
Greg Taylor (5)					
Sept. 30, 1978	VMI	15	100	6.7	0
Sept. 8, 1979	Richmond	19	149	7.8	3
Sept. 22, 1979	VMI	20	133	6.7	1
Sept. 29, 1979	Duke	17	107	6.3	1
Oct. 13, 1979	James Madison	17	157	9.2	1
Jordan Ellis (5)					
Oct. 14, 2017	North Carolina	27	136	5.0	0
Sept. 1, 2018	Richmond	20	146	7.3	2
Sept. 15, 2018	Ohio	19	171	9.0	3
Nov. 10, 2018	Liberty	25	106	4.2	1
Dec. 29, 2018	South Carolina	26	106	4.1	1
Bill Dudley (4)					
Sept. 20, 1941	Hampden-Sydney	18	152	8.4	4
Nov. 1, 1941	Virginia Tech	25	132	5.3	2
Nov. 15, 1941	Lehigh	22	167	7.6	1
Nov. 20, 1941	North Carolina	17	215	12.6	3
Gerry Furst (4)					
Oct. 6, 1951	Virginia Tech	10	102	10.2	0
Oct. 18, 1952	VMI	14	138	9.9	1
Nov. 22, 1952	Washington & Lee	23	148	6.4	0
Nov. 29, 1952	William & Mary	13	124	9.5	1
Kevin Morgan (4)					
Oct. 5, 1985	Duke	18	128	7.1	0
Nov. 29, 1985	Maryland	24	129	5.4	0
Nov. 8, 1986	NC State	20	104	5.2	0
Sept. 26, 1987	Duke	18	127	7.1	0
Perry Jones (4)					
Oct. 1, 2011	Idaho	21	110	5.2	1
Oct. 15, 2011	Georgia Tech	18	149	8.3	0
Nov. 5, 2011	Maryland	22	139	6.3	2
Oct. 6, 2012	Duke	18	127	7.1	0
Taquan Mizzell (4)					
Oct. 24, 2015	North Carolina	24	117	4.9	0
Oct. 22, 2016	North Carolina	19	106	5.6	1
Nov. 19, 2016	Georgia Tech	24	131	5.5	0
Nov. 26, 2016	Virginia Tech	22	113	5.1	0
Raymond Keys (3)					
Oct. 30, 1976	VMI	32	114	3.6	1
Nov. 6, 1976	Lehigh	22	129	5.9	0
Nov. 13, 1976	North Carolina	20	100	5.0	1
Quentin Walker (3)					
Oct. 25, 1980	Wake Forest	22	108	4.9	0
Nov. 1, 1980	Tennessee	19	114	6.0	0
Sept. 18, 1982	James Madison	25	117	4.7	0
Antonio Rice (3)					
Oct. 23, 1982	Wake Forest	32	129	4.0	1
Oct. 30, 1982	VMI	29	153	5.3	1
Nov. 6, 1982	Georgia Tech	25	136	5.4	2
Jason Snelling (3)					
Nov. 5, 2005	Temple	17	126	7.4	2
Oct. 7, 2006	East Carolina	16	103	6.4	1
Oct. 19, 2006	North Carolina	19	131	6.9	1
Mikell Simpson (3)					
Oct. 20, 2007	Maryland	16	119	7.4	2
Jan. 1, 2008	Texas Tech	20	170	8.5	1
Oct. 3, 2009	North Carolina	20	100	5.0	1
Keith Payne (3)					
Sept. 4, 2010	Richmond	16	114	7.1	4
Oct. 16, 2010	North Carolina	23	107	4.7	1
Nov. 6, 2010	Duke	22	121	5.5	2

VIRGINIA

2021 UVA FOOTBALL

Date	Opponent	Att.	Yds.	Avg.	TD
John Duda (2) Sept. 23, 1944 Oct. 28, 1944	Hampden-Sydney VMI	15 23	157 124	10.5 5.4	3 0
Bob Davis (2) Oct. 24, 1964 Nov. 13, 1965	NC State Georgia Tech	7 17	133 124	19.0 7.3	1 2
Joe Sroba (2) Oct. 5, 1974 Oct. 12, 1974	Georgia Tech NC State	32 29	159 125	5.0 4.3	0 0
David Sloan (2) Oct. 4, 1975 Oct. 11, 1975	North Carolina South Carolina	26 27	153 166	5.9 6.1	1 1
Steve Morse (2) Sept. 15, 1984 Nov. 3, 1984	VMI West Virginia	11 18	113 141	10.3 7.8	0 1
Charles Way (2) Sept. 4, 1993 Nov. 25, 1994	Maryland NC State	21 28	136 132	6.5 4.7	3 1
Albert Reid (2) Nov. 28, 2015 Sept. 10, 2016	Virginia Tech Oregon	9 15	103 126	11.4 8.4	1 1
Dick Davis (1) Nov. 11, 1944	Richmond	18	111	6.2	2
Ray Brown (1) Sept. 28, 1946	Hampden-Sydney	3	104	34.7	1
Billy Pennel (1) Oct. 18, 1947	Washington & Lee	12	100	8.3	2
Grover Jones (1) Oct. 23, 1948	VMI	17	104	6.1	0
Buddy Shoaf (1) Oct. 8, 1949	Virginia Tech	12	105	8.8	2
Jim Ashwell (1) Nov. 17, 1951	South Carolina	14	107	7.6	1
Bob Tata (1) Oct. 18, 1952	VMI	20	119	6.0	1
Henry Strempek (1) Nov. 21, 1953	North Carolina	24	121	5.0	1
Ralph Kneeland (1) Nov. 19, 1955	North Carolina	13	110	8.5	0
Wilson Tinsley (1) Nov. 26, 1955	South Carolina	14	119	8.5	1
Fred Shepherd (1) Sept. 24, 1960	William & Mary	17	103	6.1	0
Carroll Jarvis (1) Oct. 10, 1964	VMI	21	146	7.0	0
Gene Arnette (1) Sept. 30, 1967	Buffalo	11	119	10.8	4
Jim Lacey (1) Nov. 8, 1969	Wake Forest	23	111	4.8	1
Scott Gardner (1) Nov. 22, 1975	Maryland	15	120	8.0	1
Dave Hall (1) Oct. 25, 1980	Wake Forest	16	104	6.5	2

Date	Opponent	Att.	Yds.	Avg.	TD
Darren Goode (1) Oct. 24, 1981	Wake Forest	20	127	6.4	0
Derek Jenkins (1) Oct. 15, 1983	VMI	12	107	8.9	1
Chris Warren (1) Sept. 6, 1986	South Carolina	14	105	7.5	1
Durwin Greggs (1) Nov. 8, 1986	NC State	29	177	6.1	0
Shawn Moore (1) Nov. 18, 1989	Maryland	18	121	6.7	2
Marquis Weeks (1) Nov. 16, 2002	NC State	19	129	6.8	0
Michael Johnson (1) Sept. 19, 2004	Akron	6	102	17.0	0
Marques Hagans (1) Sept. 17, 2005	Syracuse	14	110	7.9	0
Vic Hall (1) Nov. 29, 2008	Virginia Tech	16	109	6.8	2
Jameel Sewell (1) Nov. 28, 2009	Virginia Tech	17	104	6.1	1
Daniel Hamm (1) Sept. 21, 2013	VMI	21	136	6.5	2
Brennan Armstrong (1) Dec. 5, 2020	Boston College	17	130	7.7	1

Two 100-Yard Rushers in a Game

VMI, 1948 John Papat 112, Grover Jones 104
 VMI, 1952 Gerry Furst 138, Bob Tata 119
 North Carolina, 1955 Jim Bakhtiar 163, Ralph Kneeland 110
 South Carolina, 1955 Jim Bakhtiar 152, Wilson Tinsley 119
 Buffalo, 1967 Frank Quayle 151, Gene Arnette 119
 Davidson, 1968 Frank Quayle 153, Jeff Anderson 131
 Duke, 1968 Jeff Anderson 183, Frank Quayle 182
 Tulane, 1968 Jeff Anderson 132, Frank Quayle 121
 Maryland, 1975 Scott Gardner 120, Billy Copeland 100
 VMI, 1979 Greg Taylor 133, Tommy Vigorito 120
 Duke, 1979 Tommy Vigorito 126, Greg Taylor 107
 James Madison, 1979 Greg Taylor 157, Tommy Vigorito 118
 Wake Forest, 1980 Quentin Walker 108, Dave Hall 104
 Duke, 1984 Howard Petty 114, Barry Word 107
 Wake Forest, 1984 Barry Word 140, Howard Petty 131
 Maryland, 1985 Kevin Morgan 129, Howard Petty 124
 NC State, 1986 Durwin Greggs 177, Kevin Morgan 104
 William & Mary, 1990 Terry Kirby 188, Nikki Fisher 164
 Wake Forest, 1990 Nikki Fisher 132, Terry Kirby 101
 William & Mary, 1992 Jerrod Washington 197, Kevin Brooks 124
 NC State, 1993 Jerrod Washington 109, Kevin Brooks 107
 Maryland, 1995 Tiki Barber 116, Kevin Brooks 103
 San Jose State, 1998 Thomas Jones 203, Antwoine Womack 142
 NC State, 1998 Thomas Jones 117, Antwoine Womack 109
 Akron, 2004 Wali Lundy 142, Michael Johnson 102
 Maryland, 2004 Alvin Pearman 170, Wali Lundy 102
 Temple, 2005 Jason Snelling 126, Wali Lundy 113
 VMI, 2013 Daniel Hamm 136, Kevin Parks 135
 Richmond, 2018 Jordan Ellis 146, Bryce Perkins 108



Jordan Ellis combined with Bryce Perkins in 2018 as the last Virginia rushers to go over the 100-yard mark in the same game when they combined for 254 yards against Richmond.



PASSING RECORDS



Matt Schaub threw for a school-record 7,502 yards and 56 touchdowns in a stellar career from 2000-03.

Attempts

Career—1069, Matt Schaub, 2000-03
Season—509, Kurt Benkert, 2017
 Sr.—509, Kurt Benkert, 2017
 Jr.—418, Matt Schaub, 2002
 Soph.—427, David Watford, 2013
 Fr.—247, Jameel Sewell, 2006
Game—66, Kurt Benkert vs. Indiana, 2017
 Sr.—66, Kurt Benkert vs. Indiana, 2017
 Jr.—58, Matt Schaub vs. GT, 2002
 Soph.—61, David Watford vs. GT, 2013
 Fr.—48, Scott Gardner vs. UNC, 1972

Completions

Career—716, Matt Schaub, 2000-03
Season—320, Bryce Perkins, 2019
 Sr.—320, Bryce Perkins, 2019
 Jr.—288, Matt Schaub, 2002
 Soph.—244, David Watford, 2013
 Fr.—143, Jameel Sewell, 2006
Game—43, David Watford vs. Georgia Tech, 2013
 Sr.—41, Matt Schaub vs. NC State, 2003
 Jr.—41, Matt Schaub vs. GT, 2002
 Soph.—43, David Watford vs. GT, 2013
 Fr.—23, Jameel Sewell vs. Miami, 2006

Yards

Career—7502, Matt Schaub, 2000-03
Season—3538, Bryce Perkins, 2019
 Sr.—3538, Bryce Perkins, 2019
 Jr.—2976, Matt Schaub, 2002
 Soph.—2671, Michael Rocco, 2011
 Fr.—1342, Jameel Sewell, 2006
Game—455, Kurt Benkert vs. UConn, 2017
 Sr.—455, Kurt Benkert vs. UConn, 2017
 Jr.—421, Kurt Benkert vs. Central Mich., 2016
 Soph.—383, Brennan Armstrong vs. ACU, 2020
 Fr.—243, Jameel Sewell vs. Maryland, 2006

Games Passing 200 Yards or More

Career—20, Matt Schaub, 2000-03
Season—9, Matt Schaub, 2003; Kurt Benkert, 2017; Bryce Perkins, 2019

Consecutive Games Passing 200 Yards or More (Season)

6, Matt Schaub, 2003
 Marc Verica, 2008

Consecutive Games With a Touchdown Pass

14, Matt Schaub, 2002

Consecutive Passes Without An Interception—Season

224, Matt Blundin, 1991

Consecutive Passes Without An Interception—Career

231, Matt Blundin, 1990-91

Consecutive Completions

Career—18, Michael Rocco, 2012
Game—18, Michael Rocco vs. Miami, 2012

Completion Percentage

Career—67.0, Matt Schaub, 2000-03, (min. 250 attempts)
Season—69.7 (281-403), Matt Schaub, 2003 (min. 100 attempts)
Game—93.3 (14-15), Shawn Moore vs. Duke, 1989 (min. 15 attempts)

Touchdowns

Career—56, Matt Schaub, 2000-03
Season—28, Matt Schaub, 2002
Game—6, Dan Ellis vs. Buffalo, 1999

Interceptions

Career—59, Scott Gardner, 1972-75
Season—19, Scott Gardner, 1975
Game—5, Charlie Harding vs. Richmond, 1952; George Allen vs. Maryland, 1972; Wayne Schuchts vs. Navy, 1983

Longest Pass Plays (75 yards or more)

97 Harry Martin to Bus Male to John Leys, Navy, 1935
 93 Wayne Schuchts to Nick Merrick, Wake Forest, 1982
 92 Stan Fischer to Joe Kehoe, Navy, 1960
 91+ Matt Blundin to Tyrone Davis, N.C. State, 1991
 90 Scott Gardner to Harrison Davis, UNC, 1973
 90 Emmanuel Byers to Deyon Williams, Miami, 2005
 90 Brennan Armstrong to Lavel Davis Jr., ACU, 2020
 89 Kevin Ferguson to John Ford, VMI, 1984
 88 Todd Kirtley to Cole Egan, Rutgers, 1980
 87 Symmion Willis to Larry Holmes, Ohio, 1993
 86 Bryce Perkins to Olamide Zaccheaus, Ohio, 2018
 85 Bob Davis to Frank Quayle, VMI, 1966
 85 Wayne Schuchts to Barry Word, Wake Forest, 1983
 84 Dan Ellis to Thomas Jones, Buffalo, 1999
 84+ Kurt Benkert to David Eldridge, Duke, 2016
 83+ Sonny Randle to Dave Graham, UNC, 1957
 83 Shawn Moore to Herman Moore, N.C. State, 1990
 82 Mike Groh to Demetrius "Pete" Allen, Duke, 1995
 82 Kurt Benkert to Olamide Zaccheaus, CMU, 2016
 81 Kurt Benkert to Olamide Zaccheaus, UNC, 2017
 80 Wayne Schuchts to Quentin Walker, Duke, 1983
 80 Matt Johns to Taquan Mizzell, W&M, 2015
 78 Michael Rocco to Perry Jones, Miami (Fl.), 2011
 77 Bryce Perkins to Olamide Zaccheaus, Ohio, 2018
 76 Whitey Michels to Steve Osisek, VMI 1949
 76 Mike Groh to Patrick Jeffers, Clemson, 1995
 76 Marc Verica to Kris Burd, Florida State, 2010
 75 Bill Troup to Joe Smith, William & Mary, 1970
 75 Matt Blundin to Herman Moore, Clemson, 1989
 75 Matt Johns to T.J. Thorpe, Boise State, 2015
 75 Kurt Benkert to Joe Reed, Miami, 2017
 75 Bryce Perkins to Joe Reed, Virginia Tech, 2018
 +Non-scoring play

Career TD Passes

Player	TD
1. Matt Schaub, 2000-03	56
2. Shawn Moore, 1987-90	55
3. Bryce Perkins, 2018-19	47
4. Kurt Benkert, 2016-17	46
5. Scott Gardner, 1972-75	33
Aaron Brooks, 1995-98	33
7. Matt Johns, 2013-16	30
8. Mike Groh, 1992-95	29
9. Dan Ellis, 1997-00	28
10. Marques Hagans, 2002-05	27
Michael Rocco, 2010-12	27

Season TD Passes

Player	TD
1. Matt Schaub, 2002	28
2. Kurt Benkert, 2017	25
Bryce Perkins, 2018	25
4. Bryce Perkins, 2019	22
5. Shawn Moore, 1990	21
Bobby Goodman, 1992	21
Kurt Benkert, 2016	21
8. Aaron Brooks, 1997	20
Dan Ellis, 1999	20
Matt Johns, 2015	20
11. Matt Blundin, 1991	19
Symmion Willis, 1993	19
13. Shawn Moore, 1989	18
Matt Schaub, 2003	18
Brennan Armstrong, 2020	18



200-Yard Game Passers


Table listing 200-yard game passers with columns: Date, Opponent, C-A, Yds, Int, TD. Includes players like Matt Schaub (20), Bryce Perkins (16), Shawn Moore (15), Kurt Benkert (15), Marc Verica (14), Aaron Brooks (12), and Marques Hagans (11).

Table listing individual game statistics for various players with columns: Date, Opponent, C-A, Yds, Int, TD. Includes players like Michael Rocco (11), Matt Johns (11), Scott Secules (10), Jameel Sewell (10), Matt Blundin (9), Dan Ellis (9), Mike Groh (8), Scott Gardner (7), Symmion Willis (7), Brennan Armstrong (7), and Bob Davis (6).

VIRGINIA

2021 UVA FOOTBALL

Yds	Int	TD	DateOpponentC-A		
Wayne Schuchts (6)					
Oct. 23, 1982	Wake Forest	15-30	320	1	1
Sept. 3, 1983	Duke	10-21	275	0	3
Sept. 24, 1983	N.C. State	18-28	223	1	0
Oct. 8, 1983	Clemson	16-32	220	2	1
Oct. 22, 1983	Wake Forest	10-26	206	0	1
Nov. 5, 1983	Georgia Tech	16-38	265	0	1
Don Majkowski (5)					
Nov. 17, 1984	North Carolina	20-29	266	0	1
Nov. 24, 1984	Maryland	15-32	219	1	0
Sept. 6, 1986	South Carolina	14-26	271	1	2
Sept. 13, 1986	Navy	18-31	217	0	0
Nov. 1, 1986	William & Mary	15-26	212	0	3
Bobby Goodman (5)					
Sept. 19, 1991	Georgia Tech	11-18	229	0	3
Sept. 5, 1992	Maryland	16-26	200	2	3
Sept. 12, 1992	Navy	14-22	306	2	5
Sept. 26, 1992	Duke	15-26	226	0	2
Oct. 10, 1992	Clemson	15-30	243	1	4
David Watford (5)					
Sept. 21, 2013	VMI	18-25	206	2	2
Oct. 5, 2013	Ball State	21-36	209	1	0
Oct. 12, 2013	Maryland	27-44	263	0	1
Oct. 19, 2013	Duke	20-38	263	1	1
Oct. 26, 2013	Georgia Tech	43-61	376	1	2
Gene Arnette (4)					
Oct. 21, 1967	South Carolina	15-21	222	0	0
Nov. 2, 1968	South Carolina	17-37	240	4	3
Nov. 16, 1968	Tulane	14-20	265	0	4
Nov. 23, 1968	Maryland	14-28	256	1	1
Greyson Lambert (4)					
Oct. 25, 2014	North Carolina	20-40	261	2	2
Nov. 1, 2014	Georgia Tech	19-32	230	2	1
Nov. 8, 2014	Florida State	20-35	220	1	3
Nov. 28, 2014	Virginia Tech	15-32	211	1	1
Todd Kirtley (3)					
Nov. 3, 1979	Georgia	13-21	215	2	2
Sept. 20, 1980	N.C. State	17-30	227	3	1
Nov. 8, 1980	Rutgers	13-22	207	1	1
Harrison Davis (2)					
Nov. 13, 1971	North Carolina	14-30	261	2	2
Sept. 16, 1972	Virginia Tech	16-40	202	3	2
Andy Hitt (2)					
Oct. 2, 1976	Georgia Tech	13-26	239	2	2
Oct. 23, 1976	Wake Forest	13-21	208	0	2
Gordie Whitehead (2)					
Oct. 24, 1981	Wake Forest	15-31	275	2	3
Nov. 14, 1981	North Carolina	18-31	243	1	2
Tim Sherman (2)					
Nov. 2, 1996	Duke	16-26	253	1	0
Nov. 9, 1996	Clemson	19-28	346	0	0
Phillip Sims (2)					
Oct. 6, 2012	Duke	21-42	268	0	2
Oct. 20, 2012	Wake Forest	22-39	253	1	1
Tabb Gillette (1)					
Nov. 7, 1942	Washington & Lee	23-35	268	3	4
Charlie Ellis (1)					
Oct. 6, 1945	VMI	7-8	209	0	2
Sandy Dempsey (1)					
Nov. 15, 1958	South Carolina	19-32	249	2	1
Gary Cuozzo (1)					
Nov. 3, 1962	South Carolina	22-38	220	4	0
Tom Hodges (1)					
Oct. 2, 1965	North Carolina	13-18	211	0	1
Bill Troup (1)					
Oct. 17, 1970	Army	13-24	209	2	0
Larry Albert (1)					
Oct. 2, 1971	Vanderbilt	14-23	217	0	1
Chip Mark (1)					
Nov. 5, 1977	VMI	19-30	201	0	0
Kevin Ferguson (1)					
Sept. 15, 1984	VMI	15-25	273	1	3
David Rivers (1)					
Nov. 6, 1999	Georgia Tech	18-30	228	1	3
Bryson Spinner (1)					
Nov. 10, 2001	Georgia Tech	32-46	327	1	5
Peter Lalich (1)					
Sept. 6, 2008	Richmond	21-39	204	2	0



Matt Blundin holds the Virginia record for most consecutive passes without an interception with 231 in a row.



TOTAL OFFENSE

Total Offense—Plays

Career—1284, Bryce Perkins, 2018-19

Season—723, Bryce Perkins, 2019

Sr.—723, Bryce Perkins, 2019

Jr.—561, Bryce Perkins, 2018

Soph.—531, David Watford, 2013

Fr.—208, Antonio Rice, 1982

Game—70, David Watford vs. Georgia Tech, 2013

Sr.—69, Kurt Benkert vs. Indiana, 2017

Jr.—64, Matt Schaub vs. Georgia Tech, 2002

Soph.—70, David Watford vs. Georgia Tech, 2013

Fr.—59, Scott Gardner vs. North Carolina, 1972

Total Offense—Yards

Career—7910, Bryce Perkins, 2018-19

Season—4307, Bryce Perkins, 2019

Sr.—4307, Bryce Perkins, 2019

Jr.—3603, Bryce Perkins, 2018

Soph.—2691, Michael Rocco, 2011

Fr.—1542, Jameel Sewell, 2006

Game—490, Bryce Perkins vs. North Carolina, 2019

Sr.—490, Bryce Perkins vs. North Carolina, 2019

Jr.—423, Kurt Benkert vs. Central Michigan, 2016

Soph.—435, Brennan Armstrong vs. Abilene Christian, 2020

Fr.—335, Jameel Sewell vs. Maryland, 2006

Career Total Offense Leaders

Player	Year	Rush		Pass		Total Yds	Avg
		Yds	Plys	Yds	Plys		
1. Bryce Perkins	2018-19	1692	6218	1284	7910	6.2	
2. Shawn Moore	1987-90	1268	6629	1177	7897	6.7	
3. Matt Schaub	2000-03	58	7502	1201	7560	6.3	
4. Scott Gardner	1972-75	841	5218	1118	6059	5.4	
5. Jameel Sewell	2006-07,09	646	5366	1260	6012	4.8	
6. Marques Hagans	2002-05	902	4877	894	5779	6.5	
7. Aaron Brooks	1995-98	547	5118	850	5665	6.7	
8. Kurt Benkert	2016-17	-157	5759	1040	5602	5.4	
9. Marc Verica	2007-10	-155	4992	901	4837	5.4	
10. Michael Rocco	2010-12	98	4731	732	4829	6.6	
11. Don Majkowski	1983-86	721	3901	823	4622	5.6	
12. Matt Johns	2013-16	185	4233	717	4418	6.2	
13. Mike Groh	1992-95	12	4366	685	4378	6.4	
14. Dan Ellis	1997-00	60	3974	643	4034	6.3	
15. Bob Davis	1964-66	930	3095	714	4025	5.6	

Season Total Offense Leaders

Player	Year	Rush		Pass		Total Yds	Avg
		Yds	Plys	Yds	Plys		
1. Bryce Perkins	2019	769	3538	723	4307	6.0	
2. Bryce Perkins	2018	923	2680	561	3603	6.4	
3. Kurt Benkert	2017	-63	3207	574	3144	5.5	
4. Matt Schaub	2002	95	2976	488	3071	6.3	
5. Matt Schaub	2003	-23	2952	429	2929	6.8	
6. Matt Johns	2015	86	2810	464	2896	6.2	
7. Marques Hagans	2005	310	2492	310	2802	6.1	
8. Marc Verica	2010	-47	2799	438	2752	6.3	
9. Michael Rocco	2011	20	2671	406	2691	6.6	
10. Brennan Armstrong	2020	552	2117	394	2669	6.8	
11. Shawn Moore	1989	505	2078	360	2583	7.2	
12. Symmion Willis	1993	222	2347	349	2569	7.4	
13. Shawn Moore	1990	306	2262	335	2568	7.7	
14. Aaron Brooks	1998	227	2319	374	2546	6.8	
15. Aaron Brooks	1997	255	2282	355	2537	7.1	

Single Game Total Offense Leaders

Player	Year	Rush		Pass		Total Yds	Avg.
		Yds	Plys	Yds	Plys		
1. Bryce Perkins vs. North Carolina	2019	112	378	63	490	7.8	
2. Bryce Perkins vs. Virginia Tech	2019	164	311	52	475	9.1	
3. Kurt Benkert vs. UConn	2017	10	455	43	465	10.8	
4. Brennan Armstrong vs. Abilene Christian	2020	52	383	29	435	15.0	
5. Kurt Benkert vs. Central Michigan	2016	2	421	44	423	9.6	
6. Brennan Armstrong vs. Boston College	2020	130	287	44	417	9.5	
7. Marc Verica vs. Duke	2010	-4	417	47	413	8.8	
8. Bryson Spinner vs. Ga. Tech	2001	72	327	56	399	7.1	
9. Shawn Moore vs. W. Forest	1988	81	315	41	396	9.6	
10. Matt Schaub vs. N.C. State	2003	-6	393	58	387	6.7	
Bryce Perkins vs. Ohio	2018	8	379	40	387	9.7	
12. Aaron Brooks vs. Va. Tech	1997	-5	390	39	385	9.9	
13. M. Hagans vs. Minnesota	2005	26	358	42	384	9.1	
14. Matt Schaub vs. Ga. Tech	2002	9	372	64	381	5.6	
15. Bob Davis vs. Georgia Tech	1965	124	252	58	376	6.5	
Shawn Moore vs. Georgia Tech	1990	32	344	39	376	9.6	




Quarterback Bryce Perkins (2018-19) relied on his outstanding passing and running abilities to set the school record for most yards of total offense in a career (7,910) in only two seasons at UVA.

Annual Total Offense Leaders


Year	Player	Plys	Yds	Avg	TDR
1940	Bill Dudley	246	1191	4.8	12
1941	Bill Dudley	262	1824	7.0	29
1942	Tabb Gillette	143	791	5.5	6
1944	John Duda	135	800	5.9	8
1945	Charlie Ellis	124	832	6.7	5
1946	Ray Brown	95	688	7.2	7
1947	Joe McCary	89	558	6.3	2
1948	John Papit	136	896	6.6	5
1949	John Papit	198	1214	6.1	9
1950	John Papit	167	949	5.7	8
1951	Rufus Barkley	125	503	4.0	6
1952	Charlie Harding	173	851	4.9	13
1953	Rives Bailey	132	516	3.9	5
1954	Herb Hartwell	90	390	4.2	4
1955	Jim Bakhtiar	158	733	4.6	4
1956	Jim Bakhtiar	203	879	4.4	3
1957	Jim Bakhtiar	195	822	4.2	6
1958	Sandy Dempsey	188	685	3.6	2
1959	Stan Fischer	150	583	3.9	1
1960	Fred Shepherd	126	529	4.2	4
1961	Gary Cuzzo	142	350	2.5	6
1962	Gary Cuzzo	259	1210	4.7	12
1963	Tom Hodges	178	531	3.0	3
1964	Bob Davis	240	1481	6.2	10
1965	Tom Hodges	265	1382	5.2	8
1966	Bob Davis (led ACC)	309	1688	5.5	16
1967	Gene Arnette	259	1273	4.9	8
1968	Gene Arnette	294	1755	6.0	20
1969	Danny Fassio	261	1051	4.0	4
1970	Bill Troup	224	1313	5.9	12
1971	Harrison Davis	269	945	3.5	5
1972	Scott Gardner	150	770	5.1	6
1973	Scott Gardner (led ACC)	342	2120	6.2	15
1974	Scott Gardner	276	1576	5.7	16
1975	Scott Gardner (led ACC)	350	1593	4.6	9
1976	Andy Hitt	274	1085	4.0	7
1977	Chip Mark	151	623	4.1	4
1978	Tommy Vigorito	168	800	4.8	4
1979	Todd Kirtley	225	1185	5.3	6
1980	Todd Kirtley	216	1079	5.0	5
1981	Gordie Whitehead	228	1078	4.7	9
1982	Wayne Schuchts	228	1169	5.1	9
1983	Wayne Schuchts	311	1808	5.8	13
1984	Don Majkowski	251	1540	6.1	13
1985	Don Majkowski	285	1518	5.3	13
1986	Don Majkowski	265	1477	5.6	8
1987	Scott Secules	353	2356	6.7	18
1988	Shawn Moore	441	2526	5.7	25
1989	Shawn Moore	360	2583	7.2	27
1990	Shawn Moore (led ACC)	335	2568	7.7	29
1991	Matt Blundin	254	1912	7.5	20
1992	Bobby Goodman	320	1834	5.7	24
1993	Symmion Willis	349	2569	7.4	20
1994	Mike Groh	255	1725	6.8	16
1995	Mike Groh	388	2492	6.4	19
1996	Tim Sherman	272	1800	6.6	7
1997	Aaron Brooks	355	2537	7.1	25
1998	Aaron Brooks	374	2546	6.8	17
1999	Dan Ellis	322	2081	6.5	20
2000	Dan Ellis	266	1723	6.5	8
2001	Matt Schaub	273	1511	5.5	12
2002	Matt Schaub	488	3071	6.3	30
2003	Matt Schaub	429	2929	6.8	19
2004	Marques Hagans	338	2418	7.2	13
2005	Marques Hagans	458	2802	6.1	17
2006	Jameel Sewell	342	1542	4.5	9
2007	Jameel Sewell	490	2455	5.0	16
2008	Marc Verica	386	1966	5.1	9
2009	Jameel Sewell	428	2015	4.7	14
2010	Marc Verica	438	2752	6.3	14
2011	Michael Rocco	406	2691	6.6	15
2012	Michael Rocco	301	1995	6.6	13
2013	David Watford	531	2410	4.5	11
2014	Greyson Lambert	296	1626	5.5	12
2015	Matt Johns	464	2896	6.2	21
2016	Kurt Benkert	466	2458	5.3	21
2017	Kurt Benkert	574	3144	5.5	25
2018	Bryce Perkins	561	3603	6.4	34
2019	Bryce Perkins	723	4307	6.0	33
2020	Brennan Armstrong	394	2669	6.8	23

BRYCE PERKINS

Broke his own UVA single-season records as a senior in 2019 with 4,307 yards of total offense.



Shawn Moore led Virginia in total offense from 1988-90 and his career school record held from 1990 until broken in 2019.



Aaron Brooks is fifth in career touchdown passes and seventh in career total offense.



RECEIVING RECORDS

Receptions

Career—250, Olamide Zaccheaus, 2015-18

Season—93, Olamide Zaccheaus, 2018

Sr.—93, Olamide Zaccheaus, 2018

Jr.—85, Olamide Zaccheaus, 2017

Soph.—70, Heath Miller, 2003

Fr.—58, Wali Lundy, 2002

Game—16, Alvin Pearman vs. Florida State, 2003

Sr.—12, Olamide Zaccheaus vs. South Carolina, 2018

Jr.—16, Alvin Pearman vs. Florida State, 2003

Soph.—13, Heath Miller vs. Virginia Tech, 2003;

13, Mikell Simpson vs. Maryland, 2007

Fr.—11, Wali Lundy vs. Clemson, 2002

Yards

Career—2978, Billy McMullen, 1999-2002

Season—1190, Herman Moore, 1990

Sr.—1058, Olamide Zaccheaus

Jr.—1190, Herman Moore, 1990

Soph.—848, Herman Moore, 1989

Fr.—545, John Ford, 1984

Game—247, Olamide Zaccheaus vs. Ohio, 2018

Sr.—247, Olamide Zaccheaus vs. Ohio, 2018

Jr.—234, Herman Moore vs. Georgia Tech, 1990

Soph.—189, Billy McMullen vs. Duke, 2000

Fr.—175, Herman Moore vs. Virginia Tech, 1988

Touchdowns

Career—28, Tyrone Davis, 1991-94

Season—13, Herman Moore, 1990

Sr.—10, Tyrone Davis, 1994

Jr.—13, Herman Moore, 1990

Soph.—10, Herman Moore, 1989

Fr.—9, Heath Miller, 2002

Game—4, Ed Carrington vs. Maryland, 1965

Sr.—3, Ken Shelton vs. William & Mary, 1974;

Tyrone Davis vs. Navy, 1994

Canaan Severin vs. Louisville, 2015;

Olamide Zaccheaus vs. South Carolina, 2018

Jr.—4, Ed Carrington vs. Maryland, 1965

Soph.—3, John Hepler vs. Maryland, 1961;

Wali Lundy vs. NC State, 2003

Fr.—2, John Ford vs. VMI, 1984; John Ford vs. Virginia Tech, 1984;

Demetrius "Pete" Allen vs. Navy, 1992; Germane Crowell vs.

Florida State, 1994; Billy McMullen vs. NC State, 1999; Billy

McMullen vs. Buffalo, 1999; Heath Miller vs. Wake Forest, 2002;

Wali Lundy vs. Maryland, 2002; Wali Lundy vs. West Virginia, 2002

Longest Plays—Receptions (75 yards or more)

97 Bus Male and John Leys from Harry Martin, Navy, 1935

93 Nick Merrick from Wayne Schuchts, Wake Forest, 1982

92 Joe Kehoe from Stan Fischer, Navy, 1960

91+ Tyrone Davis from Matt Blundin, NC State, 1991

90 Deyon Williams from Emmanuel Byers, Miami, 2005

90 Harrison Davis from Scott Gardner, North Carolina, 1973

90 Lavel Davis Jr. from Brennan Armstrong, Abilene Christian, 2020

89 John Ford from Kevin Ferguson, VMI, 1984

88 Cole Egan from Todd Kirtley, Rutgers, 1980

87 Larry Holmes from Symmion Willis, Ohio, 1993

86 Olamide Zaccheaus from Bryce Perkins, Ohio, 1983

85 Frank Quayle from Bob Davis, VMI, 1966

85 Barry Word from Wayne Schuchts, Wake Forest, 1983

84 Thomas Jones from Dan Ellis, Buffalo, 1999

84+ David Eldridge from Kurt Benkert, Duke, 2016

83+ Dave Graham from Sonny Randle, North Carolina, 1957

83 Herman Moore from Shawn Moore, NC State, 1990

82 Demetrius "Pete" Allen from Mike Groh, Duke, 1995

82 Olamide Zaccheaus from Kurt Benkert, CMU, 2016

81 Olamide Zaccheaus from Kurt Benkert, North Carolina, 2017

80 Quentin Walker from Wayne Schuchts, Duke, 1983

80 Taquan Mizzell from Matt Johns, William & Mary, 2015

78 Perry Jones from Michael Rocco, Miami (Fla.), 2011

77 Olamide Zaccheaus from Bryce Perkins, Ohio, 2018

76 Steve Osisek from Whitey Michels, VMI, 1949

76 Patrick Jeffers from Mike Groh, Clemson, 1995

76 Kris Burd from Marc Verica, Florida State, 2010

75 Joe Smith from Bill Troup, William & Mary, 1970

75 Herman Moore from Matt Blundin, Clemson, 1989

75 T.J. Thorpe from Matt Johns, Boise State, 2015

75 Joe Reed from Kurt Benkert, Miami, 2017

75 Joe Reed from Bryce Perkins, Virginia Tech, 2018

+Non-scoring play

Career Receptions Leaders (Receptions)

Player	Years	No.	Yds.	Avg.	TD
1. Olamide Zaccheaus	2015-18	250	2753	11.0	22
2. Billy McMullen	1999-01	210	2978	14.2	24
3. Taquan Mizzell	2013-16	195	1560	8.0	7
4. Kris Burd	2008-11	162	2190	13.5	9
5. Hasise Dubois	2016-19	151	1859	12.3	12
6. Heath Miller	2002-04	144	1703	11.8	20
7. Alvin Pearman	2001-04	138	1396	10.1	8
8. Darius Jennings	2011-14	133	1667	12.5	12
9. Perry Jones	2009-12	129	1165	9.0	4
Joe Reed	2016-19	129	1465	11.4	16
11. John Ford	1984, 86-88	128	2399	18.7	20
12. Terrell Jana	2017-20	123	1481	12.0	5
13. Germane Crowell	1994-97	122	2142	17.6	19
14. Dave Sullivan	1970-72	120	1578	13.2	12
15. Doni Dowling	2014-17	118	1413	12.0	9

Career Receiving Yards Leaders

Player	Years	No.	Yds.	Avg.	TD
1. Billy McMullen	1999-02	210	2978	14.2	24
2. Olamide Zaccheaus	2015-18	250	2753	11.0	22
3. Herman Moore	1988-90	114	2504	22.0	27
4. John Ford	1984, 86-88	128	2399	18.7	20
5. Kris Burd	2008-11	162	2190	13.5	9
6. Tyrone Davis	1991-94	103	2153	20.9	28
7. Germane Crowell	1994-97	122	2142	17.6	19
8. Hasise Dubois	2016-19	151	1859	12.3	12
9. Patrick Jeffers	1992-95	108	1785	16.5	15
10. Heath Miller	2002-04	144	1703	11.8	20
11. Darius Jennings	2011-14	133	1667	12.5	12
12. Tim Smith	2009-13	97	1591	16.4	10
13. Dave Sullivan	1970-72	120	1578	13.2	12
14. Taquan Mizzell	2013-16	195	1560	8.0	7
15. Bruce McGonnigal	1987-90	103	1556	15.1	12



Olamide Zaccheaus is second in career receiving yards.

Season Receptions Leaders

Player	Year	No.	Yds.	Avg.	TD
1. Olamide Zaccheaus	2018	93	1058	11.4	9
2. Olamide Zaccheaus	2017	85	895	10.5	5
3. Billy McMullen	2001	83	1060	12.8	12
4. Joe Reed	2019	77	679	8.8	7
5. Taquan Mizzell	2015	75	721	9.6	4
Hasise Dubois	2019	75	1062	14.2	6
7. Terrell Jana	2019	74	886	12.0	3
8. Heath Miller	2003	70	835	11.9	6
9. Billy McMullen	2002	69	894	13.0	3
10. Billy Kemp IV	2020	67	644	9.6	1
11. Kris Burd	2011	66	913	13.8	3
12. Alvin Pearman	2003	63	518	8.2	4
13. Wali Lundy	2002	58	435	7.5	4
Deyon Williams	2005	58	767	13.2	7
Kevin Ogletree	2008	58	723	12.5	5
Kris Burd	2010	58	799	13.8	5

Season Receiving Leaders (Yards)

Player	Year	No.	Yds.	Avg.	TD
1. Herman Moore	1990	54	1190	22.0	13
2. Hasise Dubois	2019	75	1062	14.2	6
3. Billy McMullen	2001	83	1060	12.8	12
4. Olamide Zaccheaus	2018	93	1058	11.4	9
5. Germane Crowell	1997	53	969	18.3	9
6. Kris Burd	2011	66	913	13.8	3
7. Olamide Zaccheaus	2017	85	895	10.5	5
8. Billy McMullen	2002	69	894	13.0	3
9. Terrell Jana	2019	74	886	12.0	3
10. John Ford	1987	48	855	17.8	6
11. Herman Moore	1989	36	848	23.6	10
12. Heath Miller	2003	70	835	11.9	6
13. Dontrelle Inman	2010	51	815	16.0	3
14. Terrence Wilkins	1998	45	811	18.0	1
15. Kris Burd	2010	58	799	13.8	5

Single Game Receiving Leaders (Receptions)

Player	No.	Yds.	Avg.	TD
1. Alvin Pearman vs. Florida State, 2003	16	134	8.4	1
2. Alvin Pearman vs. NC State, 2003	13	87	6.7	0
Heath Miller vs. Virginia Tech, 2003	13	145	11.2	0
Mikell Simpson vs. Maryland, 2007	13	152	11.7	0
Darius Jennings vs. Georgia Tech, 2013	13	119	9.2	2
Terrell Jama vs. North Carolina, 2019	13	146	11.2	0
7. Olamide Zaccheaus vs. Indiana, 2017	12	72	6.0	0
Olamide Zaccheaus vs. South Carolina, 2018	12	100	8.3	3
9. Joe Kehoe vs. Maryland, 1960	11	108	9.8	0
Billy McMullen vs. Maryland, 2001	11	175	15.9	1
Billy McMullen vs. North Carolina, 2001	11	122	11.1	1
Wali Lundy vs. Clemson, 2002	11	78	7.1	0
Canaan Severin vs. Notre Dame, 2015	11	153	13.9	0
14. Ed Carrington vs. Clemson, 1966	10	113	11.3	0
Billy McMullen vs. Georgia Tech, 2001	10	98	9.8	2
Billy McMullen vs. Georgia Tech, 2002	10	87	8.7	0
Billy McMullen vs. Penn State, 2002	10	122	12.2	0
Deyon Williams vs. Georgia Tech, 2005	10	107	10.7	1
Kevin Ogletree vs. Wyoming, 2006	10	95	9.5	1
Dontrelle Inman vs. Duke, 2010	10	239	23.9	1
Tim Smith vs. Georgia Tech, 2013	10	151	15.1	0
Taquan Mizzell vs. Syracuse, 2015	10	69	6.9	0
Olamide Zaccheaus vs. Duke, 2018	10	66	6.6	0
Olamide Zaccheaus vs. North Carolina, 2018	10	108	10.8	0
Olamide Zaccheaus vs. Georgia Tech, 2018	10	96	9.6	0
Hasise Dubois vs. Clemson, 2019	10	130	13.0	1
Hasise Dubois vs. Florida, 2019	10	83	8.3	2
Billy Kemp IV vs. Clemson, 2020	10	96	9.6	1
Billy Kemp IV vs. NC State, 2020	10	82	8.2	1

Single Game Receiving Leaders (Yards)

Player	No.	Yds.	Avg.	TD
1. Olamide Zaccheaus vs. Ohio, 2018	9	247	27.4	2
2. Ken Shelton vs. William & Mary, 1974	9	241	26.8	3
3. Dontrelle Inman vs. Duke, 2010	10	239	23.9	1
4. Herman Moore vs. Georgia Tech, 1990	9	234	26.0	1
5. Billy McMullen vs. Duke, 2000	8	189	23.6	2
6. Herman Moore vs. Virginia Tech, 1990	6	180	30.0	1
7. Harrison Davis vs. North Carolina, 1973	6	178	29.7	1
8. Herman Moore vs. Virginia Tech, 1988	7	175	25.0	1
Billy McMullen vs. Maryland, 2001	11	175	15.9	1
10. Terrence Wilkins vs. North Carolina, 1998	4	167	41.8	0
11. John Ford vs. Duke, 1987	7	163	23.3	2
Germane Crowell vs. Florida State, 1997	5	163	32.6	0
13. Herman Moore vs. NC State, 1990	6	162	27.0	2
Germane Crowell vs. Virginia Tech, 1997	9	162	18.0	2
15. Demetrius "Pete" Allen vs. Duke, 1995	5	160	32.0	2

Annual Receiving Yards Leaders

Year	Player	No.	Yds.	Avg.	TD
1940	Nick Gianakos	21	296	14.1	4
1941	Bill Preston	22	377	17.1	2
1942	Ed Kreick	10	140	14.0	2
1944	Henry Walker	8	139	17.4	2
1946	Sam Fray	10	161	16.1	0
1947	Ed Bessell	10	226	22.6	2
1948	Floyd Tayloe	8	102	12.8	4
1949	Steve Osisek	11	205	18.6	4
1950	Gene Schroeder	33	552	16.7	7
1951	Bill Chisolm	21	241	11.5	3
1952	Ray Quillen	7	135	19.3	1
1953	Fred Moyer	10	174	17.4	1
1954	Henry Strempek	6	156	26.0	1
1955	Jesse Hagy	17	173	10.2	1
1956	Fred Polzer (led ACC)	24	231	9.6	0
1957	Fred Polzer	25	232	9.3	4
1958	Sonny Randle (led ACC)	47	642	13.7	5
1959	Brerry Jones	20	207	10.4	1
1960	Joe Kehoe	34	378	11.1	2
1961	Carl Kuhn	6	87	14.5	0
1962	Terry Sieg	27	281	10.4	0
1963	Larry Molinari	11	147	13.4	0
1964	John Pincavage	30	331	11.0	1
1965	John Pincavage (led ACC)	44	566	12.9	0
1966	Frank Quayle	28	420	15.0	4
1967	Joe Hoppe	21	318	15.1	3
1968	Frank Quayle	30	426	14.2	2
1969	Bob Bischoff	35	498	14.2	1
1970	Dave Sullivan	37	523	14.1	2
1971	Bill Davis (led ACC)	49	617	12.6	2
1972	Dave Sullivan	51	662	13.0	7
1973	Harrison Davis (led ACC)	44	773	17.6	5
1974	Ken Shelton	32	575	18.0	8
1975	Tom Fadden	48	620	12.9	2
1976	Jim Wicks	29	297	10.2	0
1977	Tom Champlin	11	209	19.0	1
1978	Andre Grier	11	262	23.8	2
1979	Ted Marchibroda	17	242	14.2	2
1980	Cole Egan	23	447	19.4	1
1981	Henry Johnson	27	427	15.8	2
1982	Nick Merrick	19	418	22.0	3
1983	Billy Smith (led ACC)	42	777	18.5	4
1984	John Ford	19	545	28.7	7
1985	Geno Zimmerlink	24	412	17.2	3
1986	Keith Mattioli	44	717	16.3	3
1987	John Ford	48	855	17.8	6
1988	Bruce McGonnigal	26	471	18.1	3
1989	Herman Moore	36	848	23.6	10
1990	Herman Moore (led ACC)	54	1190	22.0	13
1991	Tyrone Davis	19	465	24.5	5
1992	Tyrone Davis	23	548	23.8	7
1993	Patrick Jeffers	32	580	18.1	6
1994	Tyrone Davis	38	691	18.2	10
1995	Demetrius "Pete" Allen	33	652	19.8	3
1996	Germane Crowell	33	687	20.8	3
1997	Germane Crowell	53	969	18.3	9
1998	Terrence Wilkins	45	811	18.0	1
1999	Billy McMullen	28	483	17.2	6
2000	Billy McMullen	30	541	18.0	3
2001	Billy McMullen (led ACC)	83	1060	12.8	12
2002	Billy McMullen	69	894	13.0	3
2003	Heath Miller	70	835	11.9	6
2004	Heath Miller	41	541	13.2	5
2005	Deyon Williams	58	767	13.2	7
2006	Kevin Ogletree	52	582	11.2	4
2007	Tom Santi	36	418	11.6	3
2008	Kevin Ogletree	58	723	12.5	5
2009	Kris Burd	31	413	13.3	1
2010	Dontrelle Inman	51	815	16.0	3
2011	Kris Burd	66	913	13.8	3
2012	Darius Jennings	48	568	11.8	5
2013	Jake McGee	43	395	9.2	2
2014	Canaan Severin	42	578	13.8	5
2015	Canaan Severin	54	759	14.1	8
2016	Doni Dowling	50	626	12.5	4
2017	Olamide Zaccheaus	85	895	10.5	5
2018	Olamide Zaccheaus	93	1058	11.4	9
2019	Hasise Dubois	75	1062	14.2	6
2020	Billy Kemp IV	67	644	9.6	1



Annual Receptions Leaders

Year	Player	No.	Yds.	Avg.	TD
1940	Eddie Bryant (led nation)	30	222	7.4	2
1941	Bill Preston	22	377	17.1	2
1942	Ed Kreick	10	140	14.0	2
1944	Ward Spear	9	70	7.8	0
1946	Sam Frey	10	161	16.1	0
1947	Ed Bessell	10	226	22.6	2
1948	Carlton Elliott	9	76	8.4	0
1949	Myron Mausteller	12	177	14.8	2
1950	Gene Schroeder	33	552	16.7	7
1951	Bill Chisolm	21	241	11.5	3
1952	Bobby Pate	9	118	13.1	3
	Bob Tata	9	118	13.1	3
1953	Ray Quillen	12	117	9.8	1
1954	Herb Hartwell	8	104	13.0	0
1955	Jesse Hagy	17	173	10.2	1
1956	Fred Polzer (led ACC)	24	231	9.6	0
1957	Fred Polzer (led ACC)	25	232	9.3	4
1958	Sonny Randle (led ACC)	47	642	13.7	5
1959	Brerry Jones	20	207	10.4	1
1960	Joe Kehoe	34	378	11.1	2
1961	Tony Ulehla	9	85	9.4	1
1962	Terry Sieg	27	281	10.4	0
1963	John Pincavage	15	136	9.1	0
1964	John Pincavage	30	331	11.0	1
1965	John Pincavage (led ACC)	44	566	12.9	0
1966	Ed Carrington	32	411	12.8	5
1967	Frank Quayle	25	299	12.0	0
1968	Frank Quayle	30	426	14.2	2
1969	Bob Bischoff	35	498	14.2	1
1970	Dave Sullivan	37	523	14.1	2
1971	Bill Davis (led ACC)	49	617	12.6	2
1972	Dave Sullivan (led ACC)	51	662	13.0	7
1973	Harrison Davis (led ACC)	44	773	17.6	5
1974	Tom Fadden	34	416	12.2	3
1975	Tom Fadden (led ACC)	48	620	12.9	2
1976	Jim Wicks	29	297	10.2	0
1977	Jim Theiling	16	170	10.6	0
1978	Jim Theiling	16	239	14.9	1
1979	Mike Newhall	20	196	9.8	1
1980	Tommy Vigorito	29	239	8.2	1
1981	Kevin Riccio	32	351	11.0	5
1982	Henry Johnson	21	377	18.0	2
1983	Billy Smith	42	777	18.5	4
1984	Geno Zimmerlink	22	350	15.9	2
	Jon Muha	22	283	12.9	1
1985	Geno Zimmerlink	24	412	17.2	3
	Jon Muha	24	299	12.5	1
1986	Keith Mattioli	44	717	16.3	3
1987	John Ford	48	855	17.8	6
1988	John Ford	29	444	15.3	2
1989	Bruce McGonnigal	42	634	15.1	6
1990	Herman Moore	54	1190	22.0	13
1991	Terry Kirby	37	406	11.0	2
1992	Terry Kirby	28	241	8.6	2
1993	Patrick Jeffers	32	580	18.1	6
1994	Tyrone Davis	38	691	18.2	10
1995	Patrick Jeffers	34	517	15.2	3
1996	Germane Crowell	33	687	20.8	3
1997	Germane Crowell	53	969	18.3	9
1998	Terrence Wilkins	45	811	18.0	1
1999	Billy McMullen	28	483	17.2	6
	Kevin Coffey	28	437	15.6	7
2000	Billy McMullen	30	541	18.0	3
2001	Billy McMullen (led ACC)	83	1060	12.8	12
2002	Billy McMullen	69	894	13.0	3
2003	Heath Miller	70	835	11.9	6
2004	Heath Miller	41	541	13.2	5
2005	Deyon Williams	58	767	13.2	7
2006	Kevin Ogletree	52	582	11.2	4
2007	Mikell Simpson	43	402	9.3	2
2008	Kevin Ogletree	58	723	12.5	5
2009	Kris Burd	31	413	13.3	1
2010	Kris Burd	58	799	13.8	5
2011	Kris Burd	66	913	13.8	3
2012	Perry Jones	49	397	8.1	0
2013	Jake McGee	43	395	9.2	2
2014	Canaan Severin	42	578	13.8	5
2015	Taquan Mizzell	75	721	9.6	4
2016	Taquan Mizzell	52	404	7.8	2
2017	Olamide Zaccheaus	85	895	10.5	5
2018	Olamide Zaccheaus (led ACC)	93	1058	11.4	9
2019	Joe Reed	77	679	8.8	7
2020	Billy Kemp IV	67	644	9.6	1

100-Yard Receivers

Date	Opponent	No.	Yds	Avg.	TD
Germane Crowell (9)					
Nov. 18, 1995	Virginia Tech	5	112	22.4	2
Oct. 26, 1996	Florida State	6	126	21.0	1
Nov. 9, 1996	Clemson	4	110	27.5	0
Sept. 4, 1997	Auburn	6	102	17.0	1
Oct. 11, 1997	Clemson	6	100	16.7	1
Oct. 25, 1997	Florida State	5	163	32.6	0
Nov. 8, 1997	Georgia Tech	6	128	21.3	1
Nov. 15, 1997	NC State	6	108	18.0	1
Nov. 29, 1997	Virginia Tech	9	162	18.0	2
Kris Burd (9)					
Sept. 4, 2010	Richmond	7	122	17.4	1
Sept. 25, 2010	VMI	8	119	14.9	1
Oct. 2, 2010	Florida State	4	118	29.5	1
Oct. 30, 2010	Miami	7	104	14.9	0
Sept. 17, 2011	North Carolina	7	110	15.7	0
Oct. 1, 2011	Idaho	8	123	15.4	0
Nov. 5, 2011	Maryland	9	112	12.4	0
Nov. 26, 2011	Virginia Tech	7	100	14.3	0
Dec. 31, 2011	Auburn	6	103	17.2	2
Herman Moore (8)					
Oct. 29, 1988	Virginia Tech	7	175	25.0	1
Sept. 23, 1989	Duke	5	134	26.8	2
Oct. 7, 1989	Clemson	3	136	45.3	1
Oct. 13, 1989	North Carolina	4	116	29.0	1
Sept. 22, 1990	Duke	5	105	21.0	2
Oct. 13, 1990	NC State	6	162	27.0	2
Nov. 3, 1990	Georgia Tech	9	234	26.0	1
Nov. 24, 1990	Virginia Tech	6	180	30.0	1
Billy McMullen (8)					
Oct. 16, 1999	NC State	4	109	27.3	2
Sept. 16, 2000	Duke	8	189	23.6	2
Oct. 6, 2001	Maryland	11	175	15.9	1
Oct. 13, 2001	North Carolina	11	122	11.1	1
Nov. 3, 2001	Wake Forest	7	107	15.3	1
Nov. 17, 2001	Virginia Tech	7	130	18.6	0
Aug. 31, 2002	Florida State	5	101	20.2	0
Nov. 9, 2002	Penn State	10	122	12.2	0
Olamide Zaccheaus (8)					
Sept. 24, 2016	Central Michigan	8	141	17.6	2
Sept. 16, 2017	UConn	9	122	13.6	1
Oct. 14, 2017	North Carolina	5	100	20.0	1
Sept. 1, 2018	Richmond	6	101	16.8	1
Sept. 15, 2018	Ohio	9	247	27.4	2
Sept. 29, 2018	NC State	9	109	12.1	2
Oct. 27, 2018	North Carolina	10	108	10.8	2
Dec. 29, 2018	South Carolina	12	100	8.3	3
John Ford (7)					
Sept. 15, 1984	VMI	3	133	44.3	2
Sept. 6, 1986	South Carolina	5	104	20.8	1
Sept. 26, 1987	Duke	7	163	23.3	2
Oct. 10, 1987	Clemson	5	109	21.8	0
Oct. 17, 1987	South Carolina	8	121	15.1	0
Nov. 14, 1987	North Carolina	7	116	16.6	0
Nov. 12, 1988	North Carolina	4	100	25.0	1
Terrence Wilkins (6)					
Sept. 4, 1997	Auburn	7	107	15.3	1
Nov. 15, 1997	NC State	8	117	14.6	2
Oct. 17, 1998	Georgia Tech	7	131	18.7	1
Oct. 31, 1998	Wake Forest	7	101	14.4	0
Nov. 14, 1998	North Carolina	4	167	41.8	0
Nov. 28, 1998	Virginia Tech	7	141	20.1	0
Patrick Jeffers (5)					
Sept. 11, 1993	Navy	4	124	31.0	2
Oct. 30, 1993	NC State	4	127	31.8	1
Nov. 19, 1994	Virginia Tech	6	116	19.3	0
Nov. 25, 1994	NC State	6	153	25.5	1
Sept. 23, 1995	Clemson	4	112	28.0	1
Tyrone Davis (4)					
Sept. 5, 1992	Maryland	6	117	19.5	1
Sept. 10, 1994	Navy	9	119	13.2	3
Oct. 22, 1994	North Carolina	5	124	24.8	2
Nov. 5, 1994	Duke	3	107	35.7	2
Demetrius "Pete" Allen (4)					
Sept. 12, 1992	Navy	3	114	38.0	2
Oct. 14, 1995	Duke	5	160	32.0	2
Oct. 21, 1995	Texas	3	102	34.0	0
Nov. 2, 1995	Florida State	4	109	27.3	1
Terrell Jana (4)					
Nov. 2, 2019	North Carolina	13	146	11.2	0
Nov. 9, 2019	Georgia Tech	9	108	12.0	0
Dec. 30, 2019	Florida	7	126	18.0	1
Oct. 10, 2020	NC State	9	111	12.3	0
Sonny Randle (3)					
Sept. 20, 1958	Clemson	6	109	18.2	1
Nov. 15, 1958	South Carolina	6	105	17.5	0
Nov. 22, 1958	Maryland	5	106	21.2	0

VIRGINIA

2021 UVA FOOTBALL

Date	Opponent	No.	Yds	Avg.	TD
Ed Carrington (3)					
Nov. 21, 1964	Maryland	5	103	20.6	0
Nov. 20, 1965	Maryland	5	115	23.0	4
Sept. 24, 1966	Clemson	10	113	11.3	0
Frank Quayle (3)					
Sept. 24, 1966	Clemson	7	103	14.7	2
Oct. 15, 1966	VMI	3	127	42.3	1
Oct. 21, 1967	South Carolina	7	101	14.4	0
Dave Sullivan (3)					
Oct. 17, 1970	Army	6	110	18.3	0
Nov. 20, 1971	Maryland	6	102	17.0	0
Oct. 14, 1972	VMI	7	133	19.0	1
Harrison Davis (3)					
Sept. 22, 1973	Missouri	6	124	20.7	1
Oct. 20, 1973	Virginia Tech	8	118	14.8	1
Nov. 3, 1973	North Carolina	6	178	29.7	1
Billy Smith (3)					
Oct. 2, 1982	NC State	7	128	18.3	0
Oct. 8, 1983	Clemson	5	125	25.0	1
Oct. 15, 1983	VMI	5	121	24.2	1
Bruce McGonnigal (3)					
Oct. 22, 1988	Wake Forest	5	115	23.0	0
Sept. 16, 1989	Georgia Tech	6	157	26.2	0
Oct. 21, 1989	Wake Forest	8	137	17.1	2
Heath Miller (3)					
Nov. 22, 2003	Georgia Tech	6	110	18.3	1
Nov. 29, 2003	Virginia Tech	13	145	11.2	0
Oct. 16, 2004	Florida State	9	110	12.2	0
Kevin Ogletree (3)					
Oct. 14, 2006	Maryland	3	133	44.3	2
Sept. 6, 2008	Richmond	6	103	12.9	0
Oct. 4, 2008	Maryland	5	100	20.0	2
Hasise Dubois (3)					
Sept. 28, 2019	Notre Dame	9	143	15.9	1
Nov. 29, 2019	Virginia Tech	4	139	34.8	0
Dec. 7, 2019	Clemson	10	130	13.0	1
Joe Kehoe (2)					
Nov. 12, 1960	Navy	4	123	30.8	1
Nov. 19, 1960	Maryland	11	108	9.8	0
Bob Bischoff (2)					
Nov. 15, 1969	Iulane	7	117	16.7	0
Oct. 31, 1970	North Carolina	6	114	19.0	1
Bill Davis (2)					
Oct. 2, 1971	Vanderbilt	7	135	19.3	1
Nov. 13, 1971	North Carolina	7	159	22.7	0
Ken Shelton (2)					
Sept. 14, 1974	Navy	8	105	13.1	3
Sept. 21, 1974	William & Mary	9	241	26.8	3
Greg Taylor (2)					
Oct. 24, 1981	Wake Forest	6	130	21.7	2
Nov. 11, 1981	North Carolina	6	106	17.7	1
Quentin Walker (2)					
Nov. 13, 1982	North Carolina	4	101	25.3	0
Sept. 3, 1983	Duke	2	145	72.5	2
Nick Merrick (2)					
Oct. 23, 1982	Wake Forest	4	137	34.3	1
Nov. 24, 1984	Maryland	9	117	13.0	0
Keith Mattioli (2)					
Nov. 15, 1986	North Carolina	6	109	18.2	0
Oct. 3, 1987	VMI	8	137	17.1	0
Kevin Coffey (2)					
Nov. 28, 1998	Virginia Tech	5	111	22.2	1
Sept. 4, 1999	North Carolina	4	101	25.3	1
Deyon Williams (2)					
Nov. 12, 2005	Georgia Tech	10	107	10.7	1
Nov. 26, 2005	Miami	6	152	25.3	2
Tim Smith (2)					
Nov. 5, 2011	Maryland	5	101	20.2	0
Nov. 26, 2013	Georgia Tech	10	151	15.1	0
Darius Jennings (2)					
Sept. 29, 2012	Louisiana Tech	6	136	22.7	0
Oct. 26, 2013	Georgia Tech	13	119	9.2	2
Taquan Mizzell (2)					
Sept. 5, 2015	UCLA	8	100	12.5	1
Sept. 19, 2015	William & Mary	5	123	24.6	1
Canaan Severin (2)					
Sept. 12, 2015	Notre Dame	11	153	13.9	0
Nov. 14, 2015	Louisville	8	116	14.5	3
Andre Levrone (2)					
Sept. 16, 2017	UConn	4	127	31.8	1
Sept. 22, 2017	Boise State	5	141	28.2	2

Date	Opponent	No.	Yds	Avg.	TD
Joe Reed (2)					
Nov. 23, 2018	Virginia Tech	4	119	29.8	2
Sept. 28, 2019	Notre Dame	9	107	11.9	1
Steve Osisek (1)					
Nov. 5, 1949	Pennsylvania	7	100	14.3	1
Gene Schroeder (1)					
Oct. 21, 1950	VMI	7	112	16.0	1
John Pincavage (1)					
Sept. 18, 1965	Duke	6	110	18.3	0
Kenny Poates (1)					
Oct. 2, 1965	North Carolina	5	104	20.8	1
Jeff Anderson (1)					
Nov. 23, 1968	Maryland	5	132	26.4	1
Chuck Belic (1)					
Oct. 21, 1972	Clemson	6	129	21.5	0
Jim Theiling (1)					
Nov. 18, 1978	North Carolina	7	113	16.1	0
Cole Egan (1)					
Sept. 20, 1980	NC State	6	112	18.7	0
Henry Johnson (1)					
Oct. 24, 1981	Wake Forest	6	121	20.2	1
Kevin Riccio (1)					
Nov. 6, 1982	Georgia Tech	7	103	14.7	1
Barry Word (1)					
Oct. 22, 1983	Wake Forest	2	102	51.0	1
Jon Muha (1)					
Sept. 15, 1984	VMI	8	106	13.3	1
Aaron Mundy (1)					
Sept. 7, 1991	Maryland	8	116	14.5	0
Derick Byrd (1)					
Sept. 30, 1995	Wake Forest	5	121	24.2	1
Thomas Jones (1)					
Nov. 13, 1999	Buffalo	2	110	55.0	1
Tavon Mason (1)					
Sept. 29, 2001	Duke	4	100	25.0	1
Alvin Pearman (1)					
Oct. 18, 2003	Florida State	16	134	8.4	1
Ottawa Anderson (1)					
Sept. 3, 2005	Western Mich.	3	109	36.3	0
Tom Santi (1)					
Dec. 30, 2005	Minnesota	5	128	25.6	0
Mikell Simpson (1)					
Oct. 20, 2007	Maryland	13	152	11.7	0
Dontrelle Inman (1)					
Nov. 6, 2010	Duke	10	239	23.9	1
Perry Jones (1)					
Sept. 29, 2012	Louisiana Tech	7	100	14.3	0
Dominique Terrell (1)					
Nov. 10, 2012	Miami (Fla.)	9	127	14.1	0
Jake McGee (1)					
Oct. 12, 2013	Maryland	8	114	14.3	1
Miles Gooch (1)					
Oct. 18, 2014	Duke	6	129	21.5	0
David Eldridge (1)					
Oct. 1, 2016	Duke	2	112	56.0	1
Doni Dowling (1)					
Sept. 16, 2017	UConn	6	136	22.7	1
Lavel Davis Jr. (1)					
Sept. 26, 2020	Duke	4	101	25.3	2



SCORING RECORDS

Most Points

Career—332, Connor Hughes, 2002-05
Season—134, Bill Dudley, 1941
 Sr.—134, Bill Dudley, 1941
 Jr.—115, Gene Mayer, 1914 (modern record: 110, Brian Delaney, 2019)
 Soph.—109, Connor Hughes, 2003
 Fr.—60, Kyle Kirkeide, 1993; Wali Lundy, 2002
Game—36, Gene Mayer vs. Richmond, 1915
 (modern record: 26, Jim Bakhtiar vs. Virginia Tech, 1957)
 Sr.—36, Gene Mayer vs. Richmond, 1915
 (modern record: 26, Jim Bakhtiar vs. Virginia Tech, 1957)
 Jr.—24, Ed Carrington vs. Maryland, 1965; Gene Arnette vs. Buffalo, 1967; Tiki Barber vs. Georgia Tech, 1995
 Soph.—24, Ray Brown vs. Richmond, 1945; Gary Helman vs. William & Mary, 1969; Terry Kirby vs. William & Mary, 1990; Wali Lundy vs. Virginia Tech, 2003
 Fr.—30, Gene Mayer vs. North Carolina, 1912 (modern record: 24, Wali Lundy vs. West Virginia, 2002)

Most Touchdowns

Career—52, Wali Lundy, 2002-05
Season—18, Gene Mayer, 1914; Bill Dudley, 1941
 Sr.—18, Bill Dudley, 1941
 Jr.—18, Gene Mayer, 1914 (modern record: 17, Wali Lundy, 2004)
 Soph.—14, Wali Lundy, 2003
 Fr.—10, Wali Lundy, 2002
Game—5, Gene Mayer vs. North Carolina, 1912;
 Gene Mayer vs. Richmond, 1915; (modern record: 4 on 12 occasions)
 Sr.—5, Gene Mayer vs. Richmond, 1915
 (modern record: 4, Bill Dudley vs. Hampden-Sydney, 1941;
 Jim Bakhtiar vs. Virginia Tech, 1957;
 Wali Lundy vs. Temple, 2005; Keith Payne vs. Richmond, 2010)
 Jr.—4, Ed Carrington vs. Maryland, 1965; Gene Arnette vs. Buffalo, 1967; Tiki Barber vs. Georgia Tech, 1995
 Soph.—4, Ray Brown vs. Richmond, 1945; Gary Helman vs. William & Mary, 1969; Terry Kirby vs. William & Mary, 1990; Wali Lundy vs. Virginia Tech, 2003
 Fr.—5, Gene Mayer vs. North Carolina, 1912 (modern record: 4, Wali Lundy vs. West Virginia, 2002)

Most PATs

Career—134, Connor Hughes, 2002-05
Season—50, Brian Delaney, 2019
 Sr.—49, Jake McInerney, 1990
 Jr.—50, Brian Delaney, 2019
 Soph.—40, Connor Hughes, 2003
 Fr.—36, Kyle Kirkeide, 1993
Game—12, Bob Mudd vs. Johns Hopkins, 1894 (modern record: 9, Wayne Morrison vs. James Madison, 1979)

Most Run-Pass TDs

Career—83, Shawn Moore, 1987-90
Season—34, Bryce Perkins, 2018
Game—7, Waverly Whitaker vs. Randolph-Macon, 1890 (modern record: 6, Shawn Moore vs. Navy, 1990; Dan Ellis vs. Buffalo, 1999)

Most FGs Made

Career—66, Connor Hughes, 2002-05
Season—23, Connor Hughes, 2003
 Sr.—21, Rafael Garcia, 1996; Connor Hughes, 2005
 Jr.—22, Ian Frye, 2014
 Soph.—23, Connor Hughes, 2003
 Fr.—9, Wayne Morrison, 1979
Game—5, Rafael Garcia vs. Virginia Tech, 1994 (att. 5); Connor Hughes vs. Georgia Tech, 2003 (att. 5); Chris Gould vs. North Carolina, 2007 (att. 5)

Most FGs Attempted

Career—79, Connor Hughes, 2002-05
Season—27, Rafael Garcia, 1995, 1996; Ian Frye, 2014
 Sr.—27, Rafael Garcia, 1996
 Jr.—27, Rafael Garcia, 1995; Ian Frye, 2014
 Soph.—25, Connor Hughes, 2003
 Fr.—16, Joe Jenkins, 1973; Wayne Morrison, 1979
Game—6, Todd Braverman vs. North Carolina, 1998 (made 3)

Most Points Kicking

Career—332, Connor Hughes, 2002-05
Season—110, Brian Delaney, 2019
 Sr.—99, Connor Hughes, 2005
 Jr.—110, Brian Delaney, 2019
 Soph.—109, Connor Hughes, 2003
 Fr.—61, A.J. Mejia, 2017
Game—18, Rafael Garcia vs. Virginia Tech, 1994
 Sr.—16, Kenny Stadlin vs. VMI, 1985;
 Chris Gould vs. North Carolina, 2007;
 Robert Randolph vs. William & Mary, 2011
 Jr.—17, Jake McInerney vs. Wake Forest, 1989
 Soph.—18, Rafael Garcia vs. Virginia Tech, 1994
 Fr.—12, Wayne Morrison vs. Duke, 1979;
 Connor Hughes vs. Maryland, 2002;
 Connor Hughes vs. West Virginia, 2002
 A.J. Mejia vs. Georgia Tech, 2017

Longest Field Goals

56 Kenny Stadlin vs. Virginia Tech, 1984
 56 Rafael Garcia vs. Texas, 1995
 53 Connor Hughes vs. Wake Forest, 2003
 53 Ian Frye vs. BYU, 2013
 52 Connor Hughes vs. NC State, 2003
 52 Chris Hinkebein vs. Maryland, 2010
 51 Mark Inderlied vs. South Carolina, 1987
 51 Jake McInerney vs. Georgia Tech, 1990
 51 Chris Gould vs. North Carolina, 2007
 50 Wayne Morrison vs. Navy, 1979
 50 Rafael Garcia vs. Virginia Tech, 1994
 50 Todd Braverman vs. No. Carolina, 1999
 50 Connor Hughes vs. Georgia Tech, 2003
 50 Connor Hughes vs. Clemson, 2004
 50 Connor Hughes vs. Florida State, 2005

Consecutive Scoring Kicks

Consecutive Field Goals—17, Brian Delaney, 2019-20
 Consecutive PATs—88, Jake McInerney, 1989-90

Career Scoring Leaders

Player	Years	Games	TD	X-Pt	2-Pt	FG	Pts.
1. Connor Hughes	2002-05	42	0	134-138	0	66-79	332
2. Wali Lundy	2002-05	49	52	0	0	0	312
3. Gene Mayer	1912-15	31	46	17	0	0	293
4. Rafael Garcia	1993-96	39	0	98-103	0	58-76	272
5. Thomas Jones	1996-99	44	40	0	0	0	240
6. Brian Delaney	2017-20	50	0	110-113	0	42-53	236
7. Robert Randolph	2008-11	42	1	81-81	0-1	46-60	225
8. Ian Frye	2012-15	40	0	83-85	0	45-58	218
9. Frank Quayle	1966-68	30	35	0	0-1	0	210
Tiki Barber	1993-96	41	35	0	0	0	210
11. Kenny Stadlin	1983-85	35	0	93-95	0	37-48	204
12. Kevin Parks	2011-14	48	33	0	0	0	198
13. Wayne Morrison	1979-82	44	0	79-83	0	38-66	193
14. Terry Kirby	1989-92	39	32	0	0	0	192
15. Bill Dudley	1939-41	27	25	35-50	0	1	188

Season Scoring Leaders

Player	Year	TD	X-Pt	2-Pt	FG	Pts.
1. Bill Dudley	1941	18	23-28	0	1-1	134
2. Gene Mayer	1914	18	7	0	0	115
3. Brian Delaney	2019	0	50-52	0	20-24	110
4. Connor Hughes	2003	0	40-40	0	23-25	109
5. Thomas Jones	1999	17	0	0	0	102
Wali Lundy	2004	17	0	0	0	102
7. Ian Frye	2014	0	34-35	0	22-27	100
8. Connor Hughes	2005	0	36-36	0	21-24	99
9. Tiki Barber	1995	16	0	0	0	96
Rafael Garcia	1996	0	33-33	0	21-27	96
Keith Payne	2010	16	0	0	0	96
12. Gene Mayer	1915	14	10	0	0	94
Jake McInerney	1990	0	49-50	0	15-17	94
14. Connor Hughes	2004	0	42-45	0	17-24	93
15. Rafael Garcia	1995	0	31-36	0	20-27	91

Annual Scoring Leaders

Year	Player	TD	X Pt	FG	Pts.
1940	Bill Dudley	5	3-8	0	33
1941	Bill Dudley (led nation)	18	23-28	1-1	134
1942	Herb Munhall	5	0	0	30
1943	Charlie Sackett	3	0	0	18
1944	John Duda	8	3-7	0	51
1945	Ray Brown	11	0	0	66
1946	Ray Brown	7	0	0	42
	John Duda	4	18-25	0	42
1947	George Grimes	5	26-35	0	56
1948	Floyd Tayloe	6	0	0	36
	Barney Gill	6	0	0	36
1949	John Papit	9	0	0	54
1950	John Papit	8	0	0	48
1951	Mel Roach	3	27-34	0	45
1952	Mel Roach	2	37-43	0	49
1953	Henry Strempek	3	0	0	18
1954	Herb Hartwell	4	0	0	24
1955	Jim Bakhtiar	4	12-14	0	36
1956	Jim Bakhtiar	3	9-12	1	30
1957	Jim Bakhtiar	6	7-14	0	43
1958	Sonny Randle	5	0	0	30
1959	Tom Gravins	5	4-6&	0	35
1960	Tony Uehla	4	1-1**	0	26
1961	Bob Rowley	0	12-13	3	21
1962	Gary Cuzzo	6	0	0	36
1963	Bob Dunphy	4	2-2†	0	28
1964	Bob Davis	10	1-3†	0	62
1965	Ed Carrington	6	0	0	36
1964	Bob Davis	6	0	0	36
1966	Frank Quayle (led ACC)	11	0-1†	0	66
1967	Frank Quayle	10	0	0	60
1968	Frank Quayle (led ACC)	14	0-1†	0	84
1969	Gary Helman	7	1-1	0	43
1970	Gary Helman	9	0	0	54
1971	Billy Maxwell	0	12-13	8-17	36
1972	Billy Maxwell	0	23-23	8-11	47
1973	Scott Gardner	5	1-5†	0	32
1974	Ken Shelton	9	0	0	54
1975	David Sloan	9	0	0	54
1976	Joe Jenkins	0	10-11	6-11	28
1977	Russ Henderson	0	4-4	5-7	19
1978	Dan Hottowe	4	3-3	0	27
1979	Greg Taylor	11	0	0	66
1980	Wayne Morrison	0	15-15	11-16	48

Year	Player	TD	X Pt	FG	Pts.
1981	Wayne Morrison	0	12-13	7-14	33
1982	Wayne Morrison	0	23-24	11-19	56
1983	Kenny Stadlin	0	28-29	12-16	64
1984	Kenny Stadlin	0	37-37	9-13	64
1985	Kenny Stadlin	0	28-29	16-19	76
1986	Jeff Gaffney	0	17-17	12-16	53
1987	Mark Inderlied	0	30-30#	13-19	70
1988	Mark Inderlied	0	27-27	14-20	69
1989	Jake McInerney	0	40-40	16-20	88
1990	Jake McInerney (led ACC)	0	49-50	15-17	94
1991	Michael Husted	0	39-39	11-17	72
1992	Michael Husted	0	35-40	13-16	74
1993	Kyle Kirkeide	0	36-37	8-12	60
1994	Rafael Garcia (led ACC)	0	34-34	17-22	85
1995	Tiki Barber	16	0	0	96
1996	Rafael Garcia	0	33-33	21-27	96
1997	Germane Crowell	9	1†	0	56
	John Allen Roberts	0	32-32	8-14	56
1998	Thomas Jones	15	0	0	90
1999	Thomas Jones	17	0	0	102
2000	David Greene	0	27-28	11-15	60
2001	Billy McMullen	12	0	0	72
2002	Wali Lundy	10	0	0	60
2003	Connor Hughes	0	40-40	23-25	109
2004	Wali Lundy (led ACC)	17	0	0	102
2005	Connor Hughes	0	36-36	21-24	99
2006	Chris Gould	0	18-18	11-19	51
2007	Chris Gould	0	35-37	16-20	83
2008	Cedric Peerman	7	0	0	42
2009	Robert Randolph	0	6-6	17-19	57
2010	Keith Payne	16	0	0	96
2011	Robert Randolph	0	32-32	16-23	80
2012	Drew Jarrett	0	27-27	8-12	51
2013	Kevin Parks	12	0	0	72
2014	Ian Frye	0	34-35	22-27	100
2015	Ian Frye	0	34-35	17-22	85
2016	Albert Reid	7	1†	0	44
2017	A.J. Mejia	0	37-37	8-12	61
2018	Brian Delaney	0	25-25	12-16	61
2019	Brian Delaney	0	50-52	20-24	110
2020	Brian Delaney	0	35-36	10-13	65

† 2-pt. conversions
 *** includes 1 of 1 2-pt. conversions
 & includes 1 of 3 2-pt. conversions



Kicker Connor Hughes is Virginia's career scoring leader with 332 points.



Joe Reed is the UVA career record holder for kickoff return yardage with 3,042 yards. He is one of 10 FBS players all-time to reach 3,000 career kick return yards and he is the only FBS player in college football history to have at least 2,700+ career kick return yards and a career return average of 28+ yards.

KICKOFF RETURNS

Most Kickoffs Returned

Career—106, Joe Reed, 2016-19
Season—42, Khalek Shepherd, 2012
Game—9, Olamide Zaccheaus vs. Boise State, 2015

Kickoff Return Yardage

Career—3042, Joe Reed, 2016-19
Season—929, Khalek Shepherd, 2012
Game—231, Olamide Zaccheaus vs. Boise State, 2015

Kickoff Returns For a Touchdown

Career—5, Joe Reed, 2016-19
Season—2, Joe Reed, 2017 & 2019
Game—1, 19 times, last by Joe Reed vs. Duke (95), 2019

Longest Kickoff Returns

- 100 Tavon Mason, Georgia Tech, 2001
 - 100 Marquis Weeks, North Carolina, 2002
 - 100 Marquis Weeks, North Carolina, 2004
 - 100 Joe Reed, William & Mary, 2019
 - 99 Henry Massie, North Carolina, 1963
 - 98 Joe Reed, Navy, 2017
 - 96 Jerrod Washington, Georgia Tech, 1992
 - 95 Jim Ashwell, Washington & Lee, 1951
 - 95 Joe Reed, Duke, 2019
 - 93+ Alvin Pearman, North Carolina, 2004
 - 92 Joe Reed, Georgia Tech, 2017
 - 91+ Malcolm Pittman, Maryland, 1983
 - 90 John Pincavage, South Carolina, 1965
 - 90 Frank Quayle, South Carolina, 1967
 - 90 Jerrod Washington, Virginia Tech, 1991
 - 90 Joe Reed, Liberty, 2018
 - 87 Bill Dudley, Tennessee, 1940
 - 87 Raynard Horne, VMI, 2010
 - 86+ Darius Jennings, Richmond, 2014
 - 85+ Sean McCall, Maryland, 1978
 - 82 Henry Strempek, Richmond, 1952
 - 82 Joe Rowe, Central Michigan, 1996
 - 80+ Bill Dudley, VMI, 1939
 - 78+ Tom Krebs, South Carolina, 1963
 - 76+ Tyree Foreman, Maryland, 1999
 - 74+ Sonny Randle, Virginia Tech, 1958
 - 73+ Shane Simpson, Boston College, 2020
 - 72+ Khalek Shepherd, Georgia Tech, 2012
 - 70 Terence Fells-Danzer, Eastern Michigan, 2010
 - 68+ Frank Quayle, Tulane, 1966
 - 68+ Marquis Weeks, Pittsburgh, 2003
 - 68+ Michael Johnson, Duke, 2005
 - 67+ Andrew Pearman, Wyoming, 2007
 - 65+ Larry Holmes, Georgia Tech, 1993
 - 64+ Mike Bennett, Virginia Tech, 1973
- +Non-scoring play

Annual Kickoff Return Leaders

Year	Player	No.	Yds.	Avg.	TD
1940	Bill Dudley	14	356	25.4	1
1941	Eddie Bryant	6	99	16.5	0
1942	Eddie Bryant	3	76	25.3	0
1944	Dick Davis	2	46	23.0	0
1946	Ray Brown	5	115	23.0	0
1947	Bruce Bailey	8	143	17.9	0
1948	Joe McCary	8	169	21.1	0
1949	John Papit	17	397	23.4	0
1950	Gerry Furst	7	114	16.3	0
1951	Jim Ashwell	3	125	41.7	1
1952	Eddie Knowles	4	106	26.5	0
1953	Henry Strempek	10	240	24.0	1
1954	Henry Strempek	6	114	19.0	0
1955	Jim Bakhtiar	8	151	18.9	0

Year	Player	No.	Yds.	Avg.	TD
1956	Jim Bakhtiar	6	113	18.8	0
1957	Carl Moser	10	248	24.8	0
1958	Sonny Randle (led nation)	21	506	24.1	0
1959	Tom Gravins (led ACC)	17	346	20.4	0
1960	Ted Rzempoluch	11	221	20.1	0
1961	Bobby Freeman	9	162	18.0	0
1962	Bobby Freeman	7	155	22.1	0
1963	Henry Massie	5	184	36.8	1
1964	Roger Davis (led ACC)	21	461	22.0	0
1965	John Pincavage	14	344	24.6	1
1966	Frank Quayle	18	439	24.4	0
1967	Frank Quayle	17	422	24.8	1
1968	Frank Quayle	12	230	19.2	0
1969	Chuck Mooser	18	368	20.4	0
1970	Jim Lacey	16	360	22.5	0
1971	Gerard Mullins	17	405	23.8	0
1972	Kent Merritt	10	227	22.7	0
1973	Gerard Mullins	12	276	23.0	0
1974	Joe Sroba	18	440	24.4	0
1975	Joe Sroba	31	647	20.9	0
1976	Joe Sroba	25	558	22.3	0
1977	Tom Vigorito	23	504	21.9	0
1978	Sean McCall (led ACC)	19	511	26.9	0
1979	Sean McCall	17	350	20.6	0
1980	Dave Hall	14	285	20.4	0
1981	Greg Taylor	6	164	27.3	0
1982	Malcolm Pittman	30	617	20.6	0
1983	Malcolm Pittman	20	486	24.3	0
1984	Barry Word	18	351	19.5	0
1985	Malcolm Pittman	20	440	22.0	0
1986	Chris Warren	34	768	22.6	0
1987	Darrell Wynn	12	215	17.9	0
1988	Tim Finkelston	14	324	23.1	0
1989	Terry Kirby	13	257	19.8	0
1990	Larry Holmes	16	328	20.5	0
1991	Jerrod Washington	13	339	26.1	1
1992	Jerrod Washington	23	464	20.2	1
1993	Jerrod Washington	14	253	18.1	0
1994	Demetrius "Pete" Allen	11	207	18.8	0
1995	Demetrius "Pete" Allen	29	608	21.0	0
1996	Terrence Wilkins	14	290	20.7	0
1997	Terrence Wilkins	21	441	21.0	0
1998	Antwoine Womack	12	236	19.7	0
1999	Tavon Mason	9	176	19.6	0
2000	Tavon Mason	16	346	21.6	0
2001	Tavon Mason	19	482	25.4	1
2002	Wali Lundy	17	409	24.1	0
2003	Tony Franklin	13	336	25.8	0
2004	Marquis Weeks	11	354	32.2	1
2005	Cedric Peerman	21	542	25.8	0
2006	Cedric Peerman	19	519	27.3	0
2007	Andrew Pearman	29	608	21.0	0
2008	Chase Minnifield	21	490	23.3	0
2009	Chase Minnifield	22	513	23.3	0
2010	Raynard Horne	23	573	24.9	1
2011	Darius Jennings	30	599	20.0	0
2012	Khalek Shepherd	42	929	22.1	0
2013	Darius Jennings	24	522	21.8	0
2014	Darius Jennings	25	677	27.1	0
2015	Olamide Zaccheaus	28	541	19.3	0
2016	Joe Reed	27	678	25.1	0
2017	Joe Reed (led ACC)	29	861	29.7	2
2018	Joe Reed	26	707	27.2	1
2019	Joe Reed (led nation)	24	796	33.2	2
2020	Tavares Kelly Jr.	11	247	22.5	0

2021 UVA FOOTBALL PUNT RETURNS

Punts Returned

Career—100, Pat Chester, 1978-82

Season—35, Jimmy Lesane, 1951

Game—9, Eddie Bryant vs. Hampden-Sydney, 1942

Punt Return Yardage

Career—808, Pat Chester, 1978-82

Season—481, Bill Dudley, 1941

Game—140, Jimmy Lesane vs. Virginia Tech, 1951

Longest Punt Returns

95	Harry Martin to Bus Male to Harry Martin, Maryland, 1935
89	Bill Dudley, Lafayette, 1941
79	Terry Sieg, Virginia Tech, 1962
+79	Jason Wallace, Clemson, 1990
76	Chris Warren, Navy, 1986
+75	Gene Schroeder, Pennsylvania, 1950
+75	Steve Sroba, Maryland, 1972
74	Tiki Barber, Navy, 1994
74	Tiki Barber, NC State, 1996
74	Maurice Canady, William & Mary, 2015
72	Eddie Knowles, Virginia Tech, 1952
70	Bobby Freeman, Wake Forest, 1961
70	Gerard Mullins, Vanderbilt, 1971
70	Pat Chester, Duke, 1980
70	Alvin Pearman, Temple, 2004

+ Non-scoring play

Annual Punt Return Leaders

Year	Player	No.	Yds.	Avg.	TD
1940	Eddie Bryant	28	421	15.0	2
1941	Bill Dudley	28	481	17.2	1
1942	Eddie Bryant	13	112	8.6	0
1944	Charlie Ellis	12	137	11.4	0
1946	Billy Pennel	5	68	13.6	0
1947	Billy Pennel	10	164	16.4	1
1948	Barney Gill	14	215	15.4	0
1949	Steve Osisek	12	173	14.4	0
1950	Gene Schroeder	14	205	14.6	0
1951	Jimmy Lesane	35	387	11.1	0
1952	Eddie Knowles	32	365	11.4	3
1953	Eddie Knowles	4	114	28.5	1
1954	Eddie Knowles	9	72	8.0	0
1955	Nick Lawyer	4	70	17.5	1
1956	Ralph Kneeland	4	67	16.8	0
1957	Sonny Randle	5	46	9.2	0
1958	Sonny Randle	5	47	9.4	0
1959	Fred Trainor	5	42	8.4	0
1960	Carl Kuhn	4	74	18.5	0
1961	Bobby Freeman	4	81	20.3	1
1962	Terry Sieg	6	157	26.2	1
1963	Gene Angle	4	54	13.5	0
1964	Roger Davis	10	89	8.9	0

Year	Player	No.	Yds.	Avg.	TD
1965	John Pincavage	12	135	11.3	0
1966	George Stetter	18	182	10.1	0
1967	Paul Klingensmith	12	125	10.4	0
1968	Chuck Mooser	9	127	14.1	1
1969	Chuck Mooser	8	85	10.6	0
1970	Dave Sullivan	17	125	7.4	0
1971	Gerard Mullins	31	298	9.6	1
1972	Gerard Mullins	16	183	11.4	0
1973	Gerard Mullins	17	107	6.3	0
1974	Tom Fadden	19	109	5.7	0
1975	Joe Sroba	8	59	7.4	0
1976	Derrick Gasper	11	61	5.5	0
1977	Mickey Spady	16	64	4.0	0
1978	Pat Chester	31	190	6.1	0
1979	Pat Chester (led ACC)	25	248	9.9	2
1980	Pat Chester (led ACC)	19	192	10.1	1
1981	Bob Sweeney	13	41	3.2	0
1982	Pat Chester	19	128	6.7	0
1983	Bart Farinholt	15	105	7.0	0
1984	Ray Daly	20	161	8.1	0
1985	Chris Warren	26	168	6.5	0
1986	Chris Warren	17	136	8.0	1
1987	Tim Finkelston	25	182	7.3	0
1988	Tim Finkelston	25	177	7.1	0
1989	Tim Finkelston	22	159	7.2	0
1990	Jason Wallace	32	403	12.6	1
1991	Larry Holmes	26	219	8.4	0
1992	Jerrold Washington	20	87	4.4	0
1993	Larry Holmes	13	104	8.0	0
1994	Tiki Barber	17	181	10.6	1
1995	Tiki Barber	32	272	8.5	0
1996	Tiki Barber (led ACC)	19	241	12.7	1
1997	Terrence Wilkins	17	94	5.5	0
1998	Terrence Wilkins	17	165	9.7	0
1999	Arlen Harris	16	198	12.4	0
2000	James Johnson	20	115	5.8	0
2001	Alvin Pearman	27	247	9.1	0
2002	Marques Hagans	29	262	9.0	1
2003	Marques Hagans	28	269	9.6	0
2004	Alvin Pearman	28	314	11.2	1
2005	Emmanuel Byers	8	81	10.1	0
2006	Mike Brown	14	134	9.6	0
2007	Vic Hall	23	230	10.0	0
2008	Vic Hall	16	102	6.4	0
2009	Chase Minnifield	20	88	4.4	0
2010	Chase Minnifield	13	84	6.5	0
2011	Dominique Terrell	14	61	4.4	0
2012	Khalek Shepherd	23	89	3.3	0
2013	Dominique Terrell	18	142	7.9	0
2014	Khalek Shepherd	26	115	4.4	0
2015	Maurice Canady	5	126	25.2	1
2016	Daniel Hamm	22	216	9.8	0
2017	Daniel Hamm	22	98	4.5	0
2018	Tavares Kelly Jr.	13	143	11.0	0
2019	Billy Kemp IV	23	137	6.0	0
2020	Billy Kemp IV	14	71	5.1	0



Pat Chester has the most career punt returns in UVA history. He led the ACC in 1979 and 1980.



ALL-PURPOSE YARDS

All-Purpose Yards

Career—4981, Frank Quayle, 1966-68

Season—2054, Thomas Jones, 1999

Sr.—2054, Thomas Jones, 1999

Jr.—1906, Tiki Barber, 1995

Soph.—1616, Frank Quayle, 1966

Fr.—1670, Wali Lundy, 2002

Game—331, Thomas Jones vs. Buffalo, 1999

Sr.—331, Thomas Jones vs. Buffalo, 1999

Jr.—311, Tiki Barber vs. Florida State, 1995

Soph.—271, Mikell Simpson vs. Maryland, 2007

Fr.—239, Wali Lundy vs. West Virginia, 2002

Career All-Purpose Yards Leaders

Player	Years	Rush	Rec.	PR	KOR	Tot.
1. Frank Quayle	1966-68	2695	1145	50	1091	4981
2. Alvin Pearman	2001-04	2394	1396	600	579	4969
3. Tiki Barber	1993-96	3389	602	694	184	4869
4. Thomas Jones	1996-99	3998	571	82	47	4698
5. Joe Reed	2016-19	172	1465	0	3042	4679
6. Terry Kirby	1989-92	3348	1022	0	267	4637
7. Wali Lundy	2002-05	3193	895	0	409	4497
8. Taquan Mizzell	2013-16	2075	1560	0	683	4318
9. Olamide Zaccheaus	2015-18	551	2753	34	685	4024
10. Kevin Parks	2011-14	3219	779	0	0	3998
11. John Papit	1947-50	3238	85	7	651	3981
12. Tommy Vigorito	1977-80	2913	415	7	587	3922
13. Perry Jones	2009-12	2033	1165	92	432	3722
14. Darius Jennings	2011-14	183	1667	30	1839	3719
15. Bill Dudley	1939-41	1631	208	793	605	+3396

+ includes interception returns for 159 yards


Season All-Purpose Yards Leaders

Player	Year	G	Rush	Rec.	PR	KOR	Tot.	Avg.
1. Thomas Jones	1999	11	1798	239	17	0	2054	186.7
2. Alvin Pearman	2004	12	1037	402	314	195	1938	161.5
3. Tiki Barber	1995	12	1397	216	272	21	1906	158.8
4. Frank Quayle	1968	10	1213	426	0	230	1869	186.9
5. Tiki Barber	1996	11	1360	258	241	0	1859	169.0
6. Bill Dudley	1941	9	968	60	481	89+	1674	186.0
7. Wali Lundy	2002	14	826	435	0	409	1670	119.3
8. Frank Quayle	1966	10	727	420	30	439	1616	161.6
9. John Papit	1949	10	1214	0	0	397	1611	161.1
10. Marcus Wilson	1989	12	1098	161	0	284	1543	128.6
11. Thomas Jones	1998	11	1303	179	13	27	1522	138.4
12. Joe Reed	2019	14	42	679	0	796	1517	116.7
13. Frank Quayle	1967	10	755	299	20	422	1496	149.6
14. Taquan Mizzell	2015	12	671	721	0	96	1488	124.0
15. Perry Jones	2011	13	915	506	47	0	1468	112.9

+ includes interception returns for 76 yards

Single-Game All-Purpose Yards Leaders

Player	Rush	Rec.	PR	KOR	Tot.
1. Thomas Jones vs. Buffalo, 1999	221	110	0	0	331
2. Bill Dudley vs. North Carolina, 1941	215	0	59	51	325
3. Tiki Barber vs. Florida State, 1995	193	45	73	0	311
4. John Papit vs. George Washington, 1949	203	0	0	81	284
5. Frank Quayle vs. Maryland, 1968	216	45	0	11	272
6. Mikell Simpson* vs. Maryland, 2006	119	152	0	0	271
7. Alvin Pearman vs. Duke, 2004	223	44	0	0	267
8. Bill Dudley vs. Lehigh, 1941	167	20	78	0	265
9. Frank Quayle vs. Davidson, 1968	153	85	0	21	259
10. Tiki Barber vs. Duke, 1995	185	27	43	0	255
11. Frank Quayle vs. Tulane, 1968	121	49	0	84	254
12. Frank Quayle vs. Maryland, 1966	221	31	0	0	252
13. Frank Quayle vs. South Carolina, 1967	739	101	0	111	251
14. John Papit vs. VMI, 1949	157	0	0	93	250
Alvin Pearman vs. Virginia Tech, 2004	147	32	16	55	250



Halfback Frank Quayle piled up a school-record 4,981 career all-purpose yards from 1966-68. He led the nation with 1,616 all-purpose yards as a sophomore in 1966.



Tailback Thomas Jones set an ACC record with 2,054 all-purpose yards in 1999. He also broke Bill Dudley's 58-year-old school record for most all-purpose yards in a game that season with 331 yards against Buffalo in his final home game.

Annual All-Purpose Yards Leaders

Year	Player	Rush	Rec.	Int.	PR	KOR	Tot.
1940	Bill Dudley	469	60	83	210	356	1178
1941	Bill Dudley (led nation)	968	60	76	481	89	1674
1942	Eddie Bryant	48	40	40	112	76	391
1944	John Duda	716	19	26	0	28	799
1946	Ray Brown	387	14	43	60	115	619
1947	Bruce Bailey	398	40	0	165	143	746
1948	John Papit	885	8	0	0	146	1039
1949	John Papit (led nation)	1214	0	0	0	397	1611
1950	John Papit	949	62	0	7	108	1126
1951	Bobby Pate	440	64	0	0	145	649
1952	Gerry Furst	699	0	0	0	77	776
1953	Henry Strempek	315	51	18	35	240	659
1954	Herb Hartwell	390	104	0	0	110	604
1955	Jim Bakhtiar	733	55	0	0	151	939
1956	Jim Bakhtiar	879	15	0	0	113	1007
1957	Jim Bakhtiar	822	13	0	0	55	890
1958	Sonny Randle (led ACC)	13	642	32	47	506	1240
1959	Tom Gravins	359	195	0	9	346	909
1960	Fred Shepherd	529	68	0	1	85	683
1961	Bobby Freeman	187	70	0	81	162	500
1962	Terry Sieg	216	281	20	157	131	805
1963	John Pincavage	256	136	93	37	126	648
1964	John Pincavage	177	331	0	64	293	865
1965	John Pincavage (led ACC)	119	566	0	135	344	1164
1966	F. Quayle (led ACC, nation)	727	420	0	30	439	1616
1967	Frank Quayle (led ACC)	755	299	0	20	422	1496
1968	Frank Quayle (led ACC)	1213	426	0	0	230	1869
1969	Gary Helman	851	86	0	0	48	985
1970	Jim Lacey	609	13	0	0	360	982
1971	Kent Merritt	828	73	0	0	351	1252
1972	Kent Merritt	575	28	0	0	227	830
1973	Harrison Davis	5	773	0	0	81	859
1974	Joe Sroba	632	56	0	14	440	1142
1975	David Sloan	848	179	0	56	19	1102
1976	Joe Sroba	1	169	0	0	558	728
1977	Tommy Vigorito	326	65	0	21	504	916
1978	Tommy Vigorito	800	53	0	-14	83	922
1979	Greg Taylor	933	182	0	0	0	1115
1980	Tommy Vigorito	742	239	0	0	0	981

Year	Player	Rush	Rec.	Int.	PR	KOR	Tot.
1981	Greg Taylor	102	418	0	44	164	728
1982	Antonio Rice	764	67	0	0	0	831
1983	Howard Petty	835	116	0	0	0	951
1984	Barry Word	603	75	0	0	351	1029
1985	Barry Word (led ACC)	1224	76	0	0	76	1376
1986	Chris Warren	380	162	0	136	768	1446
1987	Marcus Wilson	692	134	0	0	212	1038
1988	Tim Finkelston	0	346	0	177	324	847
1989	Marcus Wilson	1098	161	0	0	284	1543
1990	Terry Kirby	1020	324	0	0	9	1353
1991	Terry Kirby	887	406	0	0	0	1293
1992	Terry Kirby (led ACC)	1130	241	0	0	1	1372
1993	Jerrold Washington	871	72	0	54	253	1250
1994	Tiki Barber	591	126	0	181	118	1016
1995	Tiki Barber (led ACC)	1397	216	0	272	21	1906
1996	Tiki Barber (led ACC)	1360	258	0	241	0	1859
1997	Terrence Wilkins	-2	506	0	94	441	1039
1998	Thomas Jones	1303	179	0	13	27	1522
1999	Thomas Jones (led ACC)	1798	239	0	17	0	2054
2000	Antwoine Womack	1028	81	0	0	97	1206
2001	Alvin Pearman	371	283	0	247	266	1167
2002	Wali Lundy	826	435	0	0	409	1670
2003	Alvin Pearman	643	518	0	38	128	1327
2004	Alvin Pearman (led ACC)	1037	402	0	314	185	1938
2005	Cedric Peerman	237	14	0	0	542	793
2006	Jason Snelling	772	282	0	0	0	1054
2007	Mikell Simpson	570	402	0	0	57	1029
2008	Cedric Peerman	774	193	0	0	108	1075
2009	Rashawn Jackson	461	222	0	0	13	696
2010	Perry Jones	646	224	0	45	191	1106
2011	Perry Jones	915	506	0	47	0	1468
2012	Khalek Shepherd	122	129	0	89	929	1269
2013	Kevin Parks	1031	329	0	0	0	1360
2014	Darius Jennings	115	521	0	0	677	1313
2015	Taquan Mizzell	671	721	0	0	96	1488
2016	Taquan Mizzell	940	404	0	0	33	1376
2017	Olamide Zaccheaus	182	895	0	0	145	1222
2018	Joe Reed	15	465	0	0	707	1187
2019	Joe Reed	42	679	0	0	796	1517
2020	Billy Kemp IV	22	644	0	71	76	813



PUNTING RECORDS

Punts

Career—276, Russ Henderson, 1975-78
Season—85, Russ Henderson, 1977; Alec Vozenilek, 2013
Game—14, Billy Maxwell vs. South Carolina, 1972

Yardage

Career—11,951, Russ Henderson, 1975-78
Season—3,615, Russ Henderson, 1977
Game—537, Alec Vozenilek vs. BYU, 2013

Average (min. 5 punts)

Career—44.5, Nicholas Conte, 2015-16
Season—45.9, Russ Henderson, 1976
Game—52.3, Lester Coleman vs. Boston College, 2017

Longest Punts (60 yards or more)

- 80 Sam Maphis, 1923, Virginia Tech
- 79 Ray Quillen, 1954, Lehigh
- 78 Will Brice, 1994, Georgia Tech
- 78 Nash Griffin, 2019, Louisville
- 77 Alec Vozenilek, 2013, Pitt
- 74 Russ Henderson, 1977, Syracuse
- 73 Braxton Hill, 1965, West Virginia
- 72 Kevin Ferguson, 1984, Georgia Tech
- 72 Ed Garno, 1991, VMI
- 71 Hal Trentham, 1970, Duke
- 70 Hunter Richards, 1968, Navy
- 70 Will Brice, 1994, North Carolina
- 70 Mike Abrams, 2000, Brigham Young
- 70 Nash Griffin, 2019, Florida
- 69 Joel Dempsey, 1986, Wake Forest
- 68 Whitey Michels, 1948, Virginia Tech
- 68 Russ Henderson, 1975, Vanderbilt
- 68 Jeff Walker, 1981, Maryland
- 68 Donnie Scott, 1998, N.C. State
- 67 Will Brice, 1996, N.C. State
- 67 Mike Abrams, 2001, Florida State
- 67 Nicholas Conte, 2015, Louisville
- 67 Nicholas Conte, 2016, Virginia Tech
- 66 Russ Henderson, 1976, Lehigh
- 66 Jeff Walker, 1982, N.C. State
- 66 Joel Dempsey, 1988, Virginia Tech
- 66 Donnie Scott, 1998, Maryland
- 65 Whitey Michels, 1948, Wash.& Lee
- 64 Whitey Michels, 1949, Virginia Tech
- 64 Harold Hoak, 1951, The Citadel
- 64 Ford Mays, 1979, Clemson
- 64 Fred Carter, 1987, North Carolina
- 64 Will Brice, 1995, Texas
- 64 Donnie Scott, 1999, BYU
- 63 Russ Henderson, 1975, Maryland
- 63 Jeff Walker, 1981, N.C. State

- 63 Donnie Scott, 1998, Duke
- 63 Lester Coleman, 2017, W&M
- 63 Lester Coleman, 2017, Georgia Tech
- 62 Russ Henderson, 1978, Virginia Tech
- 62 Joel Dempsey, 1988, Clemson
- 62 Will Brice, 1993, Duke
- 62 Will Brice, 1995, Wake Forest
- 62 Will Brice, 1996, Georgia Tech
- 62 Alec Vozenilek, 2014, BYU
- 62 Lester Coleman, 2017, Duke
- 62 Lester Coleman, 2017, North Carolina
- 61 Russ Henderson, 1977, VMI
- 61 Russ Henderson, 1978, Navy (2)
- 61 Jeff Walker, 1985, Georgia Tech
- 61 Will Brice, 1994, Duke
- 61 Donnie Scott, 1998, Clemson
- 61 Donnie Scott, 1998, Florida State
- 61 Donnie Scott, 1999, N.C. State
- 61 Mike Abrams, 2000, Florida State
- 61 Ryan Weigand, 2007, Wyoming
- 61 Lester Coleman, 2018, Indiana
- 60 Jim Gillette, 1939, Hampden-Sydney
- 60 Whitey Michels, 1949, Pennsylvania
- 60 Henry Massie, 1963, North Carolina
- 60 Hunter Richards, 1968, Navy
- 60 Russ Henderson, 1975, Virginia Tech
- 60 Russ Henderson, 1976, Washington
- 60 Russ Henderson, 1976, VMI
- 60 Russ Henderson, 1978, North Carolina
- 60 Ford Mays, 1980, Virginia Tech
- 60 Will Brice, 1994, North Carolina
- 60 Will Brice, 1996, Florida State
- 60 Lester Coleman, 2017, Boise State
- 60 Lester Coleman, 2017, Boston College

Annual Punting Leaders

Year	Player	No.	Yds	Avg.	Blkd
1940	Bill Dudley	73	2540	34.8	0
1941	Bill Dudley	61	2185	35.8	2
1942	Tabb Gillette	54	1965	36.4	3
1944	Lucien Burnett	43	1452	33.8	4
1946	George Grimes	23	735	32.0	3
1947	George Grimes	50	2039	40.8	0
1948	Whitey Michels	41	1541	37.6	0
1949	Whitey Michels	42	1656	39.4	0
1950	Harold Hoak	45	1808	40.2	0
1951	Harold Hoak	43	1569	36.5	0
1952	Harold Hoak	57	2228	39.1	0
1953	Ray Quillen	24	865	36.0	0
1954	Henry Strempek	38	1388	36.5	1
1955	Wilson Tinsley	31	1140	36.8	0
1956	Alvin Cash	27	980	36.3	0
1957	Nelson Yarbrough	18	642	35.7	0
1958	Alvin Cash	15	520	34.7	0
1959	Joe Board	37	1346	36.4	0
1960	Wayne Ballard	19	599	31.5	0
1961	Tom Griggs	62	2075	33.5	0
1962	Tom Griggs	52	1892	36.4	1
1963	Tom Shuman	60	2210	36.8	1
1964	Tom Shuman	43	1491	34.7	1
1965	Braxton Hill	47	1763	37.5	0
1966	Paul Reeve	30	1055	35.2	0
1967	Braxton Hill	48	1766	36.8	0
1968	Hunter Richards	55	2019	36.7	2
1969	Hal Trentham	60	2174	36.2	0
1970	Hal Trentham	69	2671	38.7	1
1971	Billy Maxwell	71	2617	36.9	0
1972	Billy Maxwell	72	2526	35.1	0
1973	Billy Maxwell	50	1888	37.8	0
1974	Joe Jenkins	59	2157	36.6	0
1975	Russ Henderson	50	2108	42.2	0
1976	Russ Henderson	69	3168	45.9	0
1977	Russ Henderson (led ACC)	85	3615	42.5	0
1978	Russ Henderson (led ACC)	72	3060	42.5	0
1979	Ford Mays	64	2380	37.2	0
1980	Ford Mays	55	2187	39.8	0
1981	Jeff Walker	76	2920	38.4	0
1982	Jeff Walker	74	3020	40.8	0
1983	Jeff Walker	61	2404	39.4	0
1984	Kevin Ferguson	62	2443	39.4	0
1985	Jeff Walker	62	2467	39.8	0
1986	Joel Dempsey	60	2281	38.0	0
1987	Fred Carter	28	1070	38.2	0
1988	Joel Dempsey	46	1699	36.9	0
1989	Myron Martin	25	936	37.4	0
1990	Ed Garno	39	1662	42.6	0
1991	Ed Garno (led ACC)	47	1975	42.0	0
1992	Patrick Harkleroad	37	1395	37.7	0
1993	Will Brice	48	2025	42.2	0
1994	Will Brice	55	2230	40.5	0
1995	Will Brice	73	3007	41.2	0
1996	Will Brice	52	2323	44.7	0
1997	Frank Rotella	60	2398	40.0	1
1998	Donnie Scott	58	2473	42.6	0
1999	Donnie Scott	55	2233	40.6	0
2000	Mike Abrams	65	2768	42.6	0
2001	Mike Abrams	62	2616	42.2	0
2002	Tom Hagan	62	2273	36.7	0
2003	Tom Hagan	63	2193	34.8	0
2004	Sean Johnson	32	1131	35.3	0
2005	Chris Gould	53	2122	40.0	0
2006	Chris Gould	56	2148	38.4	0
2007	Ryan Weigand (led ACC)	52	2352	45.2	0
2008	Jimmy Howell	64	2494	39.0	0
2009	Jimmy Howell	66	2647	40.1	0
2010	Jimmy Howell	49	2066	42.2	0
2011	Jimmy Howell	62	2442	39.4	3
2012	Alec Vozenilek	66	2677	40.6	0
2013	Alec Vozenilek	85	3500	41.2	0
2014	Alec Vozenilek	58	2463	42.5	2
2015	Nicholas Conte	52	2322	44.7	1
2016	Nicholas Conte (led ACC)	74	3279	44.3	0
2017	Lester Coleman	75	3278	43.7	0
2018	Lester Coleman	51	2130	41.8	0
2019	Nash Griffin	57	2390	41.9	0
2020	Nash Griffin	42	1780	42.4	1



Ryan Weigand was the ACC's leading punter in 2007.

INTERCEPTIONS

Most Interceptions

Career—17, Keith McMeans, 1987-90

Season—9, Keith McMeans, 1987

Game—3, Eddie Bryant vs. Maryland, 1940; Reece Whitley vs. North Carolina, 1957; Pete Schmidt vs. Davidson, 1968; Mike Pettine vs. NC State, 1986; Keith McMeans vs. NC State, 1987; Anthony Poindexter vs. NC State, 1996; Rodney McLeod vs. Maryland, 2011

Most Int. Returned for TDs

Career—4, Randy Neal, 1991-94

Season—2, Randy Neal, 1992 and 1994

Game—2, Randy Neal vs. Virginia Tech, 1992

Interception Return Yardage

Career—296, Pat Chester, 1978-82

Season—141, Juan Thornhill, 2018

Game—97, Pat Chester vs. James Madison, 1979

Consecutive Games With An Interception

5, Anthony Harris, Oct. 19-Nov. 23, 2013

Longest Interception Returns

95 Ted Rzempoluch, Maryland, 1961

95 Antwan Harris, North Carolina, 1996

85 Nick Grant, William & Mary, 2019

85 Noah Taylor, Louisville, 2020

84 D'Sean Perry, Abilene Christian, 2020

79+ Bill Sinclair, Tulane, 1950

77 Randy Neal, Georgia Tech, 1994

70+ John Duda, Richmond, 1946

69+ Greg McClellan, Duke, 1991

69 Maurice Canady, Kent State, 2014

65+ Chase Minnifield, Richmond, 2010

64+ John Pincavage, William & Mary, 1963

64 Bob McGrail, Army, 1971

63+ Tony Blount, North Carolina, 1976

62 Bob Rannigan, Navy, 1968

62+ Pat Chester, James Madison, 1979

62+ Juan Thornhill, Miami, 2018

62+ Tim Harris, Virginia Tech, 2018


60 Lawrence Bauman, Richmond, 1947

60 Vic Hall, Richmond, 2008

+ Non-scoring play

Career Interception Leaders

	Player	Years	Int.	Yds.	Avg.	TD
1.	Keith McMeans	1987-90	17	88	5.2	0
2.	Pat Chester	1978-82	16	296	18.5	0
3.	Ronde Barber	1994-96	15	112	7.5	0
	Marcus Hamilton	2002-06	15	127	8.5	0
5.	Kevin Cook	1986-89	14	80	5.7	1
6.	Chase Minnifield	2008-11	13	164	12.6	1
	Juan Thornhill	2015-18	13	177	13.6	0
8.	Bryan Shumock	1977-80	12	209	17.4	1
	Joe Crocker	1992-95	12	76	6.3	1
	Anthony Poindexter	1995-98	12	141	11.8	0
11.	Pete Schmidt	1967-69	11	50	4.5	0
	Andy Minton	1968-70	11	140	12.7	1
	Derrick Glasper	1975-78	11	119	10.8	0
	Jason Wallace	1987-90	11	72	6.5	1
	Keith Lyle	1990-93	11	142	12.9	0
	Shernard Newby	1999-02	11	40	3.6	0
	Anthony Harris	2011-14	11	85	7.7	0
18.	Bill Dudley	1939-41	10	159	15.9	1
	Bill King	1950-52	10	114	11.4	1
	George Stetter	1964-66	10	161	16.1	0
	Steve Sroba	1971-73	10	56	5.6	0
	Percy Ellsworth	1992-95	10	32	3.2	0
	Paul London	1992-95	10	20	2.0	0
	Quin Blanding	2014-17	10	108	10.8	1



Keith McMeans finished his Cavalier career in 1990 with a school-record 17 interceptions. He led the nation in 1987 with nine.



Marcus Hamilton led the Cavaliers in interceptions three times in his career and he topped the ACC with six in 2005.

Annual Interception Leaders

Year	Player	Int.	Yds.	Avg.	TD
1940	Bill Dudley	6	83	13.8	1
1941	John Neff	5	54	10.8	0
	Bill Suhling	5	45	9.0	0
1942	Ed Kreich	4	70	17.5	0
	Tabb Gillette	4	40	10.0	0
1944	Lucien Burnett	4	57	14.3	0
1946	Ray Brown	2	43	21.5	0
1947	Whitey Michels	3	0	0.0	0
1948	Steve Osisek	3	45	15.0	0
	Whitey Michels	3	3	1.0	0
1949	Steve Osisek	3	60	20.0	0
	Gene Schroeder	3	24	8.0	0
1950	Tom Berry	2	36	18.0	0
	Jimmy Lesane	2	17	8.5	0
	Norman Scott	2	5	2.5	0
1951	Jimmy Lesane	4	71	17.8	1
1952	Bill King	6	83	13.8	0
1953	John Polzer	2	29	14.5	0
	Henry Strempek	2	18	9.0	0
1954	Rives Bailey	4	56	14.0	0
1955	Rives Bailey	2	7	3.5	0
	Herb Hartwell	2	3	1.5	0
1956	Alan Reynolds	2	38	19.0	0
	Jim Keyser	2	22	11.0	0
1957	Reece Whitley (led ACC)	5	81	16.2	0
1958	Sonny Randle	2	32	16.0	0
1959	Eight players tied with one				
1960	Carl Kuhn	4	39	9.8	0
1961	Stan Fischer	4	44	11.0	0
1962	Gary Cuzzo	4	36	9.0	0
	Bobby Freeman	4	18	4.5	0
1963	Tom Krebs (led ACC)	4	20	5.0	0
1964	Jim Donley	2	26	13.0	0
1965	George Stetter	4	99	24.8	0
1966	George Stetter	5	40	8.0	0
1967	Pete Schmidt	3	30	10.0	0
1968	Pete Schmidt	6	5	0.8	0
1969	Andy Minton	4	13	3.3	0
1970	Andy Minton	3	82	27.3	1
	Russ Bauda	3	24	8.0	0
1971	Steve Sroba	3	0	0.0	0
1972	Doug Jones	3	32	10.6	0
	Steve Sroba	3	31	10.3	0
1973	Steve Sroba	4	25	6.3	0
1974	Eric Dahlgren	4	28	7.0	0
1975	Butch Powers	3	15	5.0	0
1976	Tony Blount	3	96	32.0	0
1977	Derrick Glasper (led ACC)	5	104	20.8	0
1978	Bryan Shumock	4	41	10.3	0
1979	Pat Chester	5	103	20.6	0
1980	Bryan Shumock (led ACC)	5	56	11.2	0
1981	Keith Lee	3	26	8.7	0
1982	Pat Chester	6	125	20.8	0
1983	Bart Farinholt	4	55	13.8	0

Year	Player	Int.	Yds.	Avg.	TD
1984	Ray Daly (led ACC)	6	55	9.2	0
1985	Scott Lageman	2	20	10.0	0
	Kevin Gould	2	5	2.5	0
1986	Mike Pettine	5	36	7.2	0
1987	Keith McMeans (led nation, ACC)	9	35	3.9	0
1988	Keith McMeans (led ACC)	5	49	9.8	0
1989	Jason Wallace	5	44	8.8	0
1990	Keith McMeans	3	4	1.3	0
	Jason Wallace	3	8	2.7	0
1991	Keith Lyle	2	68	34.0	0
	Carl Smith	2	19	9.5	0
1992	Keith Lyle	4	31	7.8	0
1993	Keith Lyle	5	43	8.6	0
1994	Ronde Barber (led ACC)	8	56	7.0	0
1995	Percy Ellsworth	6	21	3.5	0
	Paul London	6	20	3.3	0
1996	Stephen Phelan	4	21	5.3	0
	Anthony Poindexter	4	58	14.5	0
1997	Anthony Poindexter	4	55	13.8	0
1998	Adrian Burnim	4	36	9.0	0
1999	Jerton Evans	4	1	0.2	0
2000	Ahmad Hawkins	4	31	7.8	0
2001	Shernard Newby	5	39	7.8	0
2002	Shernard Newby	3	1	0.3	0
2003	Almondo Curry (led ACC)	6	133	22.2	1
2004	Marcus Hamilton	4	-2	-0.5	0
2005	Marcus Hamilton (led ACC)	6	28	4.7	0
2006	Marcus Hamilton	5	101	20.2	0
2007	Jeffrey Fitzgerald	2	25	12.5	1
	Ras-I Dowling	2	17	8.5	0
	Jon Copper	2	7	3.5	0
2008	Ras-I Dowling	3	0	0.0	0
2009	Chris Cook	4	66	16.5	1
2010	Chase Minnifield	6	80	13.3	0
2011	Rodney McLeod	4	15	3.8	0
2012	Maurice Canady	2	39	19.5	0
2013	Anthony Harris (led nation, ACC)	8	42	5.3	0
2014	Quin Blanding	3	6	2.0	0
	Maurice Canady	3	69	23.0	1
2015	Darius Latimore	2	8	4.0	0
2016	Juan Thornhill	3	32	10.7	0
2017	Quin Blanding	4	72	18.0	1
	Brenton Nelson	4	31	7.8	0
	Juan Thornhill	4	4	1.0	0
2018	Juan Thornhill	6	141	23.5	0
2019	Joey Blount	3	66	22.0	0
2020	De'Vante Cross	2	0	0.0	0
	Nick Grant	2	0	0.0	0
	D'Angelo Amos	2	6	3.0	0
	Brenton Nelson	2	0	0.0	0

DEFENSIVE RECORDS

Most Tackles

Career—495, Quin Blanding, 2014-17

Season—155, Angelo Crowell, 2002

Game—24, Stuart Anderson vs. NC State, 1979

Most Solo Tackles

Career—295, Jamie Sharper, 1993-96

Season—98, Randy Neal, 1993

Game—16, Phil Thomas vs. North Carolina, 1987; Randy Neal vs. Clemson, 1993

Most Assisted Tackles

Career—235, Quin Blanding, 2014-17

Season—94, Keith Lee, 1981

Game—14, Anthony Poindexter vs. Virginia Tech, 1996

Fumbles Recovered

Career—7, Anthony Poindexter, 1995-98

Season—4, Jamie Sharper, 1996

Game—2, Bryan Shumock vs. Richmond, 1979; Scott Matheson vs. VMI, 1985; Phil Thomas vs. Georgia Tech, 1988; Mike Frederick vs. NC State, 1993; Anthony Poindexter vs. Georgia Tech, 1997; Anthony Poindexter vs. Duke, 1998; Jermaine Hardy vs. South Carolina, 2002; Eli Hanback vs. Ohio, 2018

Fumbles Caused

Career—11, Stuart Anderson, 1978-81

Season—5, Stuart Anderson, 1979; Tony Blount, 1979; Merrill Robertson, 2002; Vic Hall, 2008

Game—2, Tom Kilgannon vs. Navy, 1984; Rayotis Perkins vs. So. Carolina, 1986; Ron Carey vs. Georgia Tech, 1988; Tyrone Lewis vs. North Carolina, 1988; Patrick Kerney vs. Clemson, 1997; Wale Elegbe vs. Georgia Tech, 1997; Ljubomir Stamenich vs. NC State, 1999; Merrill Robertson vs. Penn State, 2002

Career Tackle Leaders

	Name, Position	Years	Tackles	Solos	Assists
1.	Quin Blanding, S	2014-17	495	260	235
2.	Jamie Sharper, LB	1993-96	435	295	140
3.	Charles McDaniel, LB	1982-85	432	216	216
4.	Angelo Crowell, LB	1999-02	420	256	164
5.	Micah Kiser, LB	2014-17	411	188	223
6.	Byron Thweatt, LB	1997-00	387	246	141
7.	James Farris, LB	1993-96	381	252	129
8.	Steve Greer, LB	2009-12	376	155	221
9.	Russ Swan, LB	1982-85	373	181	192
10.	Randy Neal, LB	1991-94	367	248	119
11.	Stuart Anderson, DL/LB	1978-81	354	130	224
12.	Wali Rainer, LB	1995-98	347	201	146
13.	Anthony Poindexter, S	1995-98	342	167	175
14.	P.J. Killian, LB	1990-93	316	219	97
15.	Phil Thomas, LB	1986-89	306	210	96

Season Tackle Leaders

	Name, Position	Year	Tackles	Solos	Assists
1.	Angelo Crowell, LB	2002	155	92	63
2.	Micah Kiser, LB	2017	145	50	95
3.	Angelo Crowell, LB	2001	144	87	57
4.	Randy Neal, LB	1993	139	98	41
5.	Quin Blanding, S	2017	137	62	75
6.	Wali Rainer, LB	1998	134	82	52
	Micah Kiser, LB	2016	134	65	69
8.	Charles McDaniel, LB	1983	130	73	57
9.	Yubrenal Isabelle, LB	2000	128	66	62
10.	Keith Lee, LB	1981	127	33	94
11.	Russ Swan, LB	1985	125	58	67
	Byron Thweatt, LB	2000	125	80	45
13.	Jamie Sharper, LB	1996	123	77	46
	Quin Blanding, S	2014	123	60	63
15.	James Farris, LB	1995	122	72	50
	Merrill Robertson, LB	2002	122	74	48
	Steve Greer, LB	2012	122	74	48



Angelo Crowell owns the best mark in the Cavalier record book for tackles in a season.



Chris Slade has the most career sacks and tackles for loss in Virginia history.

Annual Tackle Leaders

Year	Name, Position	Solos	Assists	Tackles
1978	Ken Newsome, LB	12	68	80
1979	Stuart Anderson, DL	26	55	81
1980	Stuart Anderson, DL	36	62	98
1981	Keith Lee, LB	33	94	127
1982	Charles McDaniel, LB	57	52	109
1983	Charles McDaniel, LB	73	57	130
1984	Charles McDaniel, LB	47	54	101
1985	Russ Swan, LB	58	67	125
1986	Sean Scott, DE	40	48	88
1987	Jeff Lageman, LB	63	26	89
1988	Jeff Lageman, LB	74	43	117
1989	Phil Thomas, LB	80	24	104
1990	P.J. Killian, LB	53	34	87
1991	Chris Slade, DE	30	69	99
1992	P.J. Killian, LB	67	32	99
1993	Randy Neal, LB (led ACC)	98	41	139
1994	Jamie Sharper, LB	83	35	118
1995	James Farrior, LB	72	50	122
1996	Jamie Sharper, LB	77	46	123
1997	Wali Rainer, LB	66	52	118
1998	Wali Rainer, LB	82	52	134
1999	Shannon Taylor, LB	57	24	81
2000	Yubrenal Isabelle, LB	66	62	128
2001	Angelo Crowell, LB	87	57	144
2002	Angelo Crowell, LB	92	63	155
2003	Ahmad Brooks, LB	68	49	117
2004	Ahmad Brooks, LB	39	51	90
2005	Kai Parham, LB	57	46	103
2006	Jon Copper, LB	39	42	81
2007	Jon Copper, LB	56	53	109
2008	Jon Copper, LB	57	44	101
2009	Steve Greer, LB	49	43	92
2010	La'Roy Reynolds, LB	24	42	66
2011	Steve Greer, LB	43	60	103
2012	Steve Greer, LB	45	77	122
2013	Henry Coley, LB	43	48	91
2014	Quin Blanding, S	60	63	123
2015	Micah Kiser, LB (led ACC)	64	53	117
2016	Micah Kiser, LB (led ACC)	65	69	134
2017	Micah Kiser, LB (led ACC)	50	95	145
2018	Juan Thornhill	62	36	98
2019	Zane Zandier	49	59	108
2020	Nick Jackson	55	50	105

Career Quarterback Sacks

	Name, Position	Years	Sacks
1.	Chris Slade, DE	1989-92	40
2.	Clint Sintim, LB	2005-07	29
3.	Darryl Blackstock, LB	2002-04	27
4.	Mike Frederick, DE	1991-94	26
5.	Patrick Kerney, DE	1995-98	24
6.	Stuart Anderson, DL/LB	1978-81	23
8.	Duane Ashman, DE	1993-96	23
	Sean Scott, DE	1984-87	21
	Chris Long, DE	2004-07	21
10.	Micah Kiser, LB	2014-17	19
11.	Ron Mattes, DT	1981-84	18
12.	Eli Harold, DE	2012-14	17.5
13.	Chris Peace, OLB	2015-18	17
14.	Wali Rainer, LB	1995-98	16
15.	Tom Kilgannon, DT	1981-84	15
	Jon Harris, DE	1993-96	15
	Charles Snowden, OLB	2017-20	15

Season Quarterback Sacks

	Name, Position	Year	Sacks
1.	Chris Slade, DE (led ACC)	1992	15
	Patrick Kerney, DE (led ACC)	1998	15
3.	Chris Slade, DE	1991	14
	Chris Long, DE (led ACC)	2007	14
5.	Clint Sintim, LB	2008	13
6.	Mike Frederick, DE	1993	11
	Darryl Blackstock, LB	2004	11
8.	Darryl Blackstock, LB	2002	10
9.	Ron Mattes, DT	1984	9
	Matt Quigley, DT/NG	1991	9
	Wali Rainer, LB	1997	9
	Kai Parham, LB	2005	9
	Clint Sintim, LB	2007	9
	Max Valles, LB	2014	9
15.	Eli Harold, DE	2013	8.5

Career Tackles for Loss

	Name, Position	Year	TFL
1.	Chris Slade, DE	1989-92	56
2.	Mike Frederick, DE	1991-94	50
3.	Clint Sintim, LB	2005-08	43
4.	Stuart Anderson, DL/LB	1978-81	42
5.	Darryl Blackstock, LB	2002-04	41.5
6.	Jamie Sharper, LB	1993-96	41
7.	Chris Long, DE	2004-07	38
8.	Sean Scott, DE	1984-87	37
	Duane Ashman, DE	1993-96	37
10.	Eli Harold, DE	2012-14	36.5
11.	Kai Parham, LB	2003-05	32.5
	Cam Johnson, DE/LB	2008-11	32.5
	Micah Kiser, LB	2014-17	32.5
14.	Patrick Kerney, DE	1995-98	32
	Wali Rainer, LB	1995-98	32

Season Tackles for Loss

	Name, Position	Year	TFL
1.	Chris Slade, DE	1991	21
	Mike Frederick, DE (led ACC)	1993	21
	Patrick Kerney, DE	1998	21
4.	Chris Slade, DE	1992	20
5.	Chris Long, DE (led ACC)	2007	19
6.	Jamie Sharper, LB	1996	17
7.	Matt Quigley, DT	1991	15
	Mike Frederick, DE	1994	15
	Wali Rainer, LB	1997	15
	Shannon Taylor, LB	1999	15
	Eli Harold, DE	2013	15
12.	Darryl Blackstock, LB	2003	14.5
	Kai Parham, LB	2005	14.5
	Cam Johnson, DE	2010	14.5
	Eli Harold, DE	2014	14.5

First Downs—Total

Most Game—36 vs. Davidson, 1968;
vs. William & Mary, 1990
Most Season—296, 2019

Fewest Game—3, vs. Pittsburgh, 1953
Fewest Season—81, 1953

First Downs—Rushing

Most Game—25 vs. Davidson, 1968
Most Season—151, 2004
Fewest Game—0 vs. Navy, 1942;
vs. Maryland, 1980
Fewest Season—53, 1953

First Downs—Passing

Most Game—22 vs. Georgia Tech, 2013
Most Season—180, 2019
Fewest Game—0, many times
Fewest Season—11, 1944

Rushing—Attempts

Most Game—72 vs. VMI, 1961
Most Season—593, 1985
Fewest Game—7 vs. North Carolina, 1943
Fewest Season—274, 1942

Rushing—Yards

Most Game—514 vs. Hampden-Sydney, 1946
Most Season—2914, 2004
Fewest Game—(-17) vs. Maryland, 1980
Fewest Season—576, 1942

Passing—Attempts

Most Game—66 vs. Indiana, 2017
Most Season—519, 2017
Fewest Game—0, many times
Fewest Season—77, 1944

Passing—Completions

Most Game—43 vs. Georgia Tech, 2013
Most Season—337, 2019
Fewest Game—0, many times
Fewest Season—30, 1944

Passing—Interceptions

Most Game—6 vs. Pennsylvania, 1946; vs.
Richmond, 1946; vs. Maryland, 1958
Most Season—34, 1972
Fewest Game—0, many times
Fewest Season—2, 1991

Passing—Yards

Most Game—480 vs. Louisiana Tech, 2012
Most Season—3748, 2019
Fewest Game—(-1) vs. Michigan, 1971
Fewest Season—398, 1944

Passing—Touchdowns

Most Game—6 vs. Ohio, 1993; Buffalo, 1999
Most Season—32, 2002
Fewest Game—0, many times
Fewest Season—2, 1956, 1963, 1969

Total Offense—Plays

Most Game—102 vs. BYU, 2014
Most Season—995, 2013
Fewest Game—31 vs. Clemson, 1955
Fewest Season—371, 1942

Total Offense—Yards

Most Game—691 vs. Davidson, 1968
Most Season—5516, 1990
Fewest Game—41 vs. Clemson, 1963
Fewest Season—1540, 1953

Interceptions By—Number

Most Game—5, 11 times
(most recent: vs. Duke, 2020)
Most Season—27, 1994
Fewest Game—0, many times
Fewest Season—4, 2012, 2015

All-Time Attendance Highs

Top-10 Home Crowds

Date	Attendance	Opponent	Result
Aug. 30, 2008	64,947	Southern California	USC won, 52-7
Nov. 13, 2004	63,701	Miami	Miami won, 31-21
Nov. 19, 2005	63,344	Virginia Tech	Va. Tech won, 52-14
Oct. 15, 2005	63,106	Florida State	UVA won, 26-21
Nov. 6, 2004	63,072	Maryland	UVA won, 16-0
Oct. 18, 2003	62,875	Florida State	FSU won, 19-14
Sept. 11, 2004	62,790	North Carolina	UVA won, 56-24
Oct. 7, 2004	61,833	Clemson	UVA won, 30-10
Aug. 30, 2003	61,737	Duke	UVA won, 27-0
Nov. 24, 2007	61,711	Virginia Tech	Va. Tech won, 33-21

Top-10 Away Crowds

Date	Attendance	Opponent	Result
Nov. 9, 2002	108,698	Penn State	Penn State won, 35-14
Aug. 26, 1995	101,444	Michigan	Michigan won, 18-17
Nov. 1, 1980	94,333	Tennessee	UVA won, 16-13
Sept. 9, 1989	85,956	Penn State	UVA won, 14-6
Oct. 16, 2004	84,155	Florida State	Florida State won, 36-3
Oct. 12, 1991	83,000	Clemson	Tie, 20-20
Nov. 4, 2006	82,804	Florida State	Florida State won, 33-0
Nov. 8, 2014	82,325	Florida State	Florida State won, 34-20
Oct. 7, 1989	82,000	Clemson	Clemson won, 34-20
Sept. 18, 1971	81,391	Michigan	Michigan won, 56-0

Interceptions By—Yards

Most Game—128 vs. Maryland, 1961
Most Season—423, 1979
Fewest Game—0, many times
Fewest Season—28, 1955

Punting—Number

Most Game—15 vs. South Carolina, 1972
Most Season—85, 1942, 1977, 2013
Fewest Game—0, several times
Fewest Season—40, 1960, 1990

Punting—Average

Highest Game (min. 5)—52.3 vs. Boston College, 2017
Highest Season—45.9, 1976
Lowest Game—0, several times
Lowest Season—30.6, 1955

Punt Returns—Number

Most Game—11 vs. VMI, 1942; vs. Richmond, 1944
Most Season—59, 1941
Fewest Game—0, many times
Fewest Season—12, 1959

Punt Returns—Yards

Most Game—195 vs. Lehigh, 1940
Most Season—859, 1941
Fewest Game—0, many times
Fewest Season—72, 1959

Kickoff Returns—Number

Most Game—10 vs. Maryland, 1975
Most Season—61, 1959
Fewest Game—0, many times
Fewest Season—11, 1941

Kickoff Returns—Yards

Most Game—231 vs. Boise State, 2015
Most Season—1138, 2011
Fewest Game—0, many times
Fewest Season—191, 1941

Scoring—Points

Most Game—136 vs. Randolph Macon, 1890
(modern record: 71 vs. Hampden-Sydney, 1946)
Most Season—449, 2019
Fewest Game—0, many times
Fewest Season—39, 1935

Scoring—Touchdowns

Most Game—31* vs. Randolph Macon, 1890
(modern record: 11 vs. Hampden-Sydney, 1946)
Most Season—56, 1990
Fewest Game—0, many times
Fewest Season—6, 1935, 1977
*in 1890 TDs counted 4 points

Scoring—PAT (kick)

Most Game—12 vs. Johns Hopkins, 1894
(modern record: 9 vs. James Madison, 1979)
Most Season—51, 1990; 2019
Fewest Game—0, many times
Fewest Season—3, 1935, 1953, 1959

Scoring—Field Goals

Most Game—5 vs. Virginia Tech, 1994; Georgia
Tech, 2003; North Carolina, 2007
Most Season—23, 2003
Fewest Game—0, many times
Fewest Season—0, many times

Scoring—Field Goals Attempted

Most Game—6 vs. North Carolina, 1998
Most Season—29, 1996
Fewest Game—0, many times
Fewest Season—0, many times

Fumbles—Number

Most Game—11 vs. VMI, 1950
Most Season—41, 1947
Fewest Game—0, many times
Fewest Season—13, 1985, 2004, 2015

Fumbles—Lost

Most Game—7 vs. West Virginia, 1949
Most Season—23, 1946
Fewest Game—0, many times
Fewest Season—5, 2004, 2005

Giveaways

Most Game—9 vs. Richmond, 1946 (6 int., 3 fum.);
vs. South Carolina, 1952 (3 int., 6 fum.)
Most Season—47, 1972 (34 int., 13 fum.)
Fewest Game—0, many times
Fewest Season—10, 2004 (5 int., 5 fum.)



Takeaways

Most Game—9 vs. Virginia Tech, 1952 (3 int., 6 fum.); vs. Virginia Tech, 1957 (5 int., 4 fum.)
Most Season—42, 1979 (18 int., 24 fum.)
Fewest Game—0, many times
Fewest Season—12, 2012 (4 int., 8 fum.)

Penalties—Number

Most Game—17 vs. Davidson, 1968
Most Season—98, 2010
Fewest Game—0 vs. West Virginia, 1973; vs. Navy, 1974; vs. Georgia Tech, 1984; vs. Clemson, 1991; Maryland, 2004; vs. Richmond, 2016
Fewest Season—26, 1940

Penalties—Yards

Most Game—231 vs. Davidson, 1968
Most Season—880, 2010
Fewest Game—0 vs. West Virginia, 1973; vs. Navy, 1974; vs. Georgia Tech, 1984; vs. Clemson, 1991; Maryland, 2004; vs. Richmond, 2016
Fewest Season—258, 1940

Miscellaneous Team Records
Won-Lost Record—Home and Away

Table with 5 columns: Category, Won, Lost, Tied, Pct. Rows include Home, Away, Neutral, and Total.

131 Seasons:

72 Winning Seasons
9 .500 Seasons
50 Losing Seasons

Consecutive Wins

10 (1914-15, 1951-52)

Consecutive Wins in a Season

7 (1914, 1945, 1949, 1990, 2007)

Consecutive Games without a Loss in a Season

9 (1984)

Consecutive Wins at Home

24 Virginia Tech (Nov. 11, 1899) to NC State (Oct. 1904). Navy ended the streak Nov. 1904 (5-0).

Consecutive Wins at Home Since 1937

12 George Washington (Sept. 23, 1950) to George Washington (Oct. 11, 1952). Duke ended streak Oct. 25, 1952. NC State (Nov. 5, 1988) to NC State (Oct. 13, 1990). Georgia Tech ended streak Nov. 3, 1990.

Consecutive Games Undefeated at Home

28 (1 tie)—Richmond (Oct. 2, 1894) to Vanderbilt (Nov. 12, 1898). Navy ended streak Nov. 1898 (6-0).

Consecutive Shutouts

10 Randolph-Macon (Sept. 1908) to St. John's (Oct. 1909)
8 Navy (Oct. 23, 1909) to VMI (Oct. 1910)

Consecutive Shutouts in a Season

6 (1902, 1908)

Consecutive Games Scoring

195 VMI (9/15/84) to North Carolina (10/28/2000)

Consecutive Games with an Interception

39# Nov. 6, 1993 through Nov. 29, 1996
#NCAA Record

Most Points Scored in a Season

Table with 3 columns: Points, Year, Games. Rows range from 449 points in 2019 to 350 points in 1994.

* bowl game not included

Most Points Scored in an ACC Game (Win) Total

85 UVA 44 vs. North Carolina 41 (2020)

Most Points Scored in an ACC Game (Loss) Total

103 UVA 48 vs. Duke 55 (2010)

Fewest Points Allowed in a Season

Table with 3 columns: Points, Year, Games. Rows range from 9 points in 1908 to 42 points in 1941.

Biggest ACC Win Margin

UVA 59 Duke 0 (1990)

Biggest ACC Loss Margin

UVA 0 Clemson 55 (1984)

Biggest Win Margin

UVA 136 Randolph-Macon 0 (1890)

Biggest Defeat Margin

UVA 0 Princeton 115 (1890)

Most Wins in a Season

10 (1989)

Virginia Team Defense - Game

Table with 3 columns: Statistic, Fewest, Most. Rows include First Downs, Rushing, Passing, Interceptions, Total Defense, Punting, Penalties, Yards, and Fumbles.

Milestone Wins—History

Table with 4 columns: Wins, Date, Opponent, Record. Rows range from 1 win in 1888 to 600 wins in 2007.

Milestone Wins—Scott Stadium

Table with 4 columns: Wins, Date, Opponent, Record. Rows range from 1 win in 1932 to 250 wins in 2014.

Opening Day Record

84-38-9 .676 1888-2020

Record at Scott Stadium (Oct. 15, 1931-2020)

277-194-12 .586

THE LONGEST PLAYS

The Longest Run From Scrimmage:

by Virginia - 96 yards Mikell Simpson vs. Texas Tech
Jan. 1, 2008
by Opponent - 90 yards Joe Bellino (Navy)
Nov. 12, 1960
LaMont Jordan (Maryland)
Nov. 20, 1999

The Longest Pass Completion:

by Virginia - 97 yards Harry Martin to Bus Male to John Leys vs. Navy, Oct. 10, 1935
by Opponent - 99 yards Dondrial Pinkins to Troy Williamson (South Carolina), Sept. 6, 2003

The Longest Kickoff Return:

by Virginia - 100 yards Tavon Mason vs. Georgia Tech
Nov. 10, 2001
Marquis Weeks vs. North Carolina
Oct. 19, 2002
Marquis Weeks vs. North Carolina
Sept. 11, 2004
Joe Reed vs. William & Mary
Sept. 6, 2019
by Opponent - 100 yards Dick Pawlewicz (William & Mary) Sept. 21, 1974
Freddie Parham (Southern Miss.) Sept. 19, 2009
Stefon Diggs (Maryland) Oct. 13, 2012

The Longest Punt Return:

by Virginia - 95 yards Harry Martin to Bus Male to Martin vs. Maryland
Nov. 2, 1935
by Opponent - 95 yards Carl Brazell (South Carolina)
Nov. 26, 1955

The Longest Interception Return:

by Virginia - 95 yards Ted Rzempoluch vs. Maryland, Nov. 25, 1961
Antwan Harris vs. North Carolina,
Nov. 16, 1996
by Opponent - 89 yards Antwon Black (North Carolina), Sept. 4, 1999

The Longest Field Goal:

by Virginia - 56 yards Kenny Stadlin vs. Va. Tech,
Sept. 29, 1984
Rafael Garcia vs. Texas, Oct. 21, 1995
by Opponent - 56 yards Paul Engle (Virginia Tech)
Oct. 15, 1977

The Longest Punt:

by Virginia - 80 yards Sam Maphis vs. Virginia Tech
Nov. 9, 1923
by Opponent - 77 yards Rodney Williams, (Georgia Tech), Oct. 5, 1996

The Longest Run With Fumble:

by Virginia - 92 yards Art Thomas vs. Penn State
Dec. 1, 2001
by Opponent - 93 yards Antwan Edwards (Clemson)
Sept. 19, 1998



Marquis Weeks had two 100-yard kick returns in his career, both against North Carolina.

Opponents' Individual Records

Rushing

	No.	Player	School	Year
Most Rushes	40	Cyrus Lawrence	Virginia Tech	1980
Most Yards	328	Derrick Fenner	North Carolina	1986
Fewest Yards	(-) 78	Murphy Sprinkel	VMI	1968
Most Touchdowns	5	Zach Abey	Navy	2017

Passing

	No.	Player	School	Year
Most Attempts	69	Graham Harrell	Texas Tech	2007
Most Completions	44	Graham Harrell	Texas Tech	2007
Most Yards	520	Dennis Grosel	Boston College	2020
Most Touchdowns	5	Tommy Suggs	South Carolina	1968
	5	Paul Pinegar	Fresno State	2004

Total Offense

	No.	Player	School	Year
Most Total Plays	73	Graham Harrell	Texas Tech	2007
Most Total Yards	493	Dennis Grosel	Boston College	2020
Most Points	30	Zach Abey	Navy	2017

Receiving

	No.	Player	School	Year
Most Receptions	16	Greg Jennings	Western Michigan	2005
	16	Quinshad Davis	North Carolina	2012
Most Yards	243	Dez White	Georgia Tech	1998
Most Touchdowns	3	Fred Ziegler	South Carolina	1968
	3	Dez White	Georgia Tech	1998
	3	Dyami Brown	North Carolina	2020

SERIES RECORDS VS. ALL OPPONENTS

Key to Neutral Sites

H—Home Games	LN—Lynchburg, Va.
A—Away Games	LO—Louisville, Ky.
AX—Alexandria, Va.	LX—Lexington, Va.
AT—Atlanta, Ga.	MF—Miami/Ft. Lauderdale, Fla.
BA—Baltimore, Md.	NA—Nashville, Tenn.
BH—Birmingham Ala.	NF—Norfolk, Va.
BO—Boise, Idaho	NO—New Orleans, La.
CH—Charleston, W.Va.	OR—Orlando, Fla.
CR—Charlotte, N.C.	RI—Richmond, Va.
DT—Detroit, Mich.	RO—Roanoke, Va.
ER—East Rutherford, N.J.	SH—Shreveport, La.
HA—Honolulu, Hawaii	WA—Washington, D.C.
JK—Jacksonville, Fla.	

ABILENE CHRISTIAN (1-0-0)

2020 W 55 15 H

AKRON (2-0-0)

2002 W 48 29 H
2004 W 51 0 H

APPRENTICE SCHOOL (0-1-0)

1943 L 6 7 A

ARMY (3-5-0)

1954 L 20 21 A
1957 L 12 20 H
1958 L 6 35 A
1964 W 35 14 H
1967 L 7 26 A
1970 W 21 20 H
1971 L 9 14 A
1978 W 21 17 A

AUBURN (1-2-0)

1997 L 17 28 H
1998 W 19 0 A
2011 L 24 43 AT*

* - Chick-fil-A Bowl

BALL STATE (0-1-0)

2013 L 27 48 H

BALTIMORE CITY COLLEGE (1-0-0)

1894 W 36 0 H

BOISE STATE (1-1-0)

2015 L 14 56 H
2017 W 42 23 A

BOSTON COLLEGE (1-6-0)

1963 L 21 30 A
1994 L 13 31 MF*
2005 L 17 28 A
2009 L 10 14 H
2010 L 13 17 A
2017 L 10 41 H
2020 W 43 32 H

*1994 Carquest Bowl

BRIGHAM YOUNG (3-2-0)

1987 W 22 16 BH*
1999 W 45 40 A
2000 L 35 38 H ot
2013 W 19 16 H
2014 L 33 41 A

*1987 All American Bowl

BUCKNELL (1-1-0)

1905 W 15 11 NF
1906 L 5 12 RI

BUFFALO (2-0-0)

1967 W 35 12 H
1999 W 50 21 H

CARLISLE (1-5-1)

1900 L 2 17 WA
1902 W 6 5 NF
1903 T 6 6 NF
1904 L 6 14 NF
1905 L 0 12 NF
1906 L 17 18 NF
1910 L 5 22 WA

CENTRAL MICHIGAN (2-0-0)

1996 W 55 21 H
2016 W 49 35 H

CENTRE (0-1-0)

1919 L 7 49 H

CHICAGO (1-0-0)

1939 W 47 0 H

THE CITADEL (2-0-0)

1950 W 34 14 A
1951 W 39 0 H

CLEMSON (8-40-1)

1955 L 7 20 H
1956 L 0 7 A
1957 L 6 20 H
1958 L 15 20 A
1959 L 0 47 H
1960 L 7 21 A
1963 L 0 35 H
1964 L 7 29 A
1965 L 14 20 H
1966 L 35 40 A
1969 L 14 21 H
1970 L 17 27 A
1971 L 15 32 RI
1972 L 21 37 A
1973 L 27 32 A
1974 L 9 28 A
1977 L 0 31 A
1978 L 14 30 H
1979 L 7 17 A
1980 L 24 27 H
1981 L 0 27 A
1982 L 0 48 H
1983 L 21 42 A
1984 L 0 55 H

1985 L 24 27 A
1986 L 17 31 H
1987 L 21 38 A
1988 L 7 10 H
1989 L 20 34 A
1990 W 20 7 H
1991 T 20 20 A
1992 L 28 29 H
1993 L 14 23 A
1994 W 9 6 H
1995 W 22 3 A
1996 L 16 24 H
1997 W 21 7 A
1998 W 20 18 H
1999 L 14 33 A
2000 L 10 31 H
2001 W 26 24 A
2002 W 22 17 H
2003 L 27 30 A ot
2004 W 30 10 H
2008 L 3 13 H
2009 L 21 34 A
2013 L 10 59 H
2019 L 17 62 CR*
2020 L 23 41 A
* - ACC Championship Game

COAST GUARD (1-0-0)

1945 W 39 0 H

COLGATE (1-0-0)

1970 W 54 12 H

COLORADO STATE (0-1-0)

2002 L 29 35 H

COLUMBIA (0-4-0)

1931 L 0 27 A
1932 L 6 22 A
1933 L 6 15 A
1938 L 0 39 A

CONNECTICUT (2-2-0)

2007 W 17 16 H
2008 L 10 45 A
2016 L 10 13 A
2017 W 38 18 H

DARTMOUTH (0-1-0)

1934 L 0 27 A

DAVIDSON (8-0-2)

1902 W 35 0 H
1903 W 22 0 A
1907 T 5 5 H
1908 W 12 0 H
1909 W 11 0 H
1916 W 14 0 H
1921 W 28 0 H
1935 T 0 0 H
1962 W 34 7 H
1968 W 41 14 H

DICKINSON (1-0-0)

1890 W 12 0 WA

DUKE (39-33-0)

1890 W 10 4 RI
1891 L 0 20 RI
1892 W 46 4 AT
1893 W 30 0 LN
1923 W 33 0 H
1930 L 0 32 A
1943 L 0 49 A
1951 W 30 7 A
1952 L 7 21 H
1953 L 6 48 NF
1956 L 7 40 H

1957 L 0 40 A
1958 W 15 12 H
1961 L 0 42 RI
1963 L 8 30 H
1964 L 0 30 A
1965 L 7 21 H
1966 L 8 27 A
1967 L 6 13 H
1968 W 50 20 A
1969 W 10 0 H
1970 L 7 17 A
1971 L 0 28 H
1972 L 13 37 A
1973 W 7 3 H
1974 L 7 27 A
1975 L 11 26 A
1976 L 6 21 H
1977 L 7 31 H
1978 L 13 20 A
1979 W 30 12 H
1980 W 20 17 A
1981 L 24 29 H
1982 L 17 51 A
1983 W 38 30 H
1984 W 38 10 A
1985 W 37 14 H
1986 L 13 20 A
1987 W 42 17 H
1988 L 34 38 A
1989 W 49 28 H
1990 W 59 0 A
1991 W 34 3 H
1992 W 55 28 A
1993 W 35 0 H
1994 L 25 28 A
1995 W 44 30 H
1996 W 27 3 A
1997 W 13 10 H
1998 W 24 0 A
1999 L 17 24 H ot
2000 W 26 10 A
2001 W 31 10 H
2002 W 27 22 A
2003 W 27 0 H
2004 W 37 16 A
2005 W 38 7 H
2006 W 37 0 A
2007 W 24 13 H
2008 L 3 31 A
2009 L 17 28 H
2010 L 48 55 A
2011 W 31 21 H
2012 L 17 42 A
2013 L 22 35 H
2014 L 13 20 A
2015 W 42 34 H
2016 W 34 20 A
2017 W 28 21 H
2018 W 28 14 A
2019 W 48 14 H
2020 W 38 20 H

EAST CAROLINA (1-2-0)

1975 L 10 61 H
2006 L 21 31 A
2008 W 35 20 H

EASTERN MICHIGAN (1-0-0)

2010 W 48 21 H

EPISCOPAL (2-0-0)

1888 W 16 0 H
1899 W 33 6 H

FLORIDA (0-2-0)

1959 L 10 55 A
2019 L 28 36 MF*

* - Orange Bowl

FLORIDA STATE (4-15-0)

1992 L 3 13 H
1993 L 14 40 A
1994 L 17 41 A
1995 W 33 28 H
1996 L 24 31 A
1997 L 21 47 H
1998 L 14 45 A
1999 L 10 35 H
2000 L 3 37 A
2001 L 7 43 H
2002 L 19 40 A
2003 L 14 19 H
2004 L 3 36 A
2005 W 26 21 H
2006 L 0 33 A
2010 L 14 34 H
2011 W 14 13 A
2014 L 20 34 A
2019 W 31 24 H

FORT MONROE (1-0-0)

1894 W 102 0 H

FRANKLIN & MARSHALL (1-0-0)

1897 W 38 0 H

FRESNO STATE (0-1-0)

2004 L 34 37 BO*ot
* 2004 MPC Computers Bowl

FURMAN (0-1-0)

1923 L 10 13 H

GALLAUDET (7-1-0)

1895 W 16 6 H
1896 W 6 0 H
1897 W 20 4 H
1898 W 16 0 H
1899 L 5 11 H
1900 W 34 0 H
1901 W 24 0 H
1907 W 40 0 H

GEORGETOWN (7-7-2)

1889 W 32 0 H
1892 T 4 4 H
1893 L 24 28 H
1893 W 58 0 A
1898 W 12 0 A
1899 T 0 0 A
1900 L 0 10 A
1901 L 16 17 A
1906 W 12 0 A
1907 W 28 6 A
1908 W 6 0 A
1909 W 21 0 A
1910 L 0 15 A
1911 L 0 9 A
1912 L 13 16 A
1913 L 7 8 A

GEORGE WASHINGTON (12-2-1)

1897 W 10 0 H
1898 W 47 0 H
1905 W 55 0 WA
1906 T 0 0 A
1921 W 28 0 H
1922 W 34 0 H
1947 W 33 13 H
1948 L 12 20 H
1949 W 27 13 H
1950 W 19 0 H
1951 W 20 0 H
1952 W 50 0 H
1953 W 24 20 AX
1954 W 14 13 H
1955 L 0 13 H



GEORGIA (7-9-3)

Table with columns for Year, Opponent, Score, and Result. Includes games from 1897 to 2000.

*1995, 1998 Peach Bowl & 2000 Jeep O'ahu Bowl

GEORGIA TECH (20-21-1)

Table with columns for Year, Opponent, Score, and Result. Includes games from 1965 to 2019.

HAMPDEN-SYDNEY (17-1-2)

Table with columns for Year, Opponent, Score, and Result. Includes games from 1906 to 1946.

HAMPTON A.C. (0-0-2)

Table with columns for Year, Opponent, Score, and Result. Includes games from 1896 to 1896.

HARVARD (1-8-0)

Table with columns for Year, Opponent, Score, and Result. Includes games from 1915 to 1947.

IDAHO (1-0-0)

Table with columns for Year, Opponent, Score, and Result. Includes game from 2011.

ILLINOIS (0-2-0)

Table with columns for Year, Opponent, Score, and Result. Includes games from 1990 to 1999.

INDIANA (2-2-0)

Table with columns for Year, Opponent, Score, and Result. Includes games from 2009 to 2018.

JAMES MADISON (2-1-0)

Table with columns for Year, Opponent, Score, and Result. Includes games from 1979 to 1983.

JOHNS HOPKINS (8-1-0)

Table with columns for Year, Opponent, Score, and Result. Includes games from 1888 to 1922.

KANSAS (2-0-0)

Table with columns for Year, Opponent, Score, and Result. Includes games from 1990 to 1991.

KENT STATE (1-0-0)

Table with columns for Year, Opponent, Score, and Result. Includes game from 2014.

KENTUCKY (2-1-0)

Table with columns for Year, Opponent, Score, and Result. Includes games from 1902 to 1930.

LAFAYETTE (2-1-1)

Table with columns for Year, Opponent, Score, and Result. Includes games from 1890 to 1942.

LEHIGH (6-3-0)

Table with columns for Year, Opponent, Score, and Result. Includes games from 1889 to 1976.

LIBERTY (2-0-0)

Table with columns for Year, Opponent, Score, and Result. Includes games from 2018 to 2019.

LOUISIANA TECH (0-1-0)

Table with columns for Year, Opponent, Score, and Result. Includes game from 2012.

LOUISVILLE (4-5-0)

Table with columns for Year, Opponent, Score, and Result. Includes games from 1988 to 2020.

LYNCHBURG (1-0-0)

Table with columns for Year, Opponent, Score, and Result. Includes game from 1926.

MARYLAND (32-44-2)

Table with columns for Year, Opponent, Score, and Result. Includes games from 1919 to 2004.

Table with columns for Year, Opponent, Score, and Result. Includes games from 2005 to 2013.

MARYLAND A.C. (1-0-0)

Table with columns for Year, Opponent, Score, and Result. Includes game from 1895.

MD. MEDICAL COLLEGE (1-0-1)

Table with columns for Year, Opponent, Score, and Result. Includes games from 1898 to 1899.

MIAMI (Fla.) (7-11-0)

Table with columns for Year, Opponent, Score, and Result. Includes games from 1996 to 2020.

MIAMI (Ohio) (1-0-1)

Table with columns for Year, Opponent, Score, and Result. Includes games from 1948 to 1949.

MICHIGAN (0-3-0)

Table with columns for Year, Opponent, Score, and Result. Includes games from 1899 to 1995.

MIDDLE TENNESSEE (1-0-0)

Table with columns for Year, Opponent, Score, and Result. Includes game from 2007.

MILLER SCHOOL (2-0-0)

Table with columns for Year, Opponent, Score, and Result. Includes games from 1895 to 1896.

MINNESOTA (1-0-0)

Table with columns for Year, Opponent, Score, and Result. Includes games from 2005 to 2005.

MISSOURI (0-1-0)

Table with columns for Year, Opponent, Score, and Result. Includes game from 1973.

NASHVILLE, University of (1-0-0)

Table with columns for Year, Opponent, Score, and Result. Includes game from 1902.

NAVY (11-28-0)

Table with columns for Year, Opponent, Score, and Result. Includes games from 1889 to 1939.

Table with columns for Year, Opponent, Score, and Result. Includes games from 1942 to 2017.

NORFOLK BLUES (1-0-0)

Table with columns for Year, Opponent, Score, and Result. Includes game from 1912.

NORTH CAROLINA (58-63-4)

Table with columns for Year, Opponent, Score, and Result. Includes games from 1892 to 1956.



TEXAS TECH (0-1-0)

2007 L 28 31 JK*
*2008 Gator Bowl

TROY (1-0-0)

2003 W 24 0 H

TULANE (2-4-0)

1949 L 14 28 H
1950 L 18 42 A
1966 L 6 20 H
1967 W 14 10 A
1968 W 63 47 H
1969 L 0 31 A

UCLA (0-2-0)

2014 L 20 28 H
2015 L 16 34 A

VANDERBILT (7-12-2)

1895 W 6 4 AT
1897 T 0 0 A
1898 W 18 0 LO
1912 L 0 13 A
1913 W 34 0 H
1914 W 20 7 A
1915 W 35 10 H
1916 L 6 27 A
1919 L 6 10 H
1920 T 7 7 A
1928 L 0 34 A
1952 W 27 0 H
1953 L 13 28 A
1955 L 7 34 A
1956 L 2 6 H
1958 L 6 39 A
1959 L 0 33 H
1971 W 27 23 H
1972 L 7 10 A
1973 L 22 39 H
1975 L 14 17 A

VMI (57-23-3)

1893 W 22 0 A
1896 W 46 0 LN
1900 T 0 0 A
1901 W 28 0 LN
1904 W 17 0 H
1906 W 4 0 H
1907 W 18 17 H
1909 W 32 0 H
1910 W 28 0 H
1911 W 22 6 H
1912 L 0 19 H
1913 W 38 7 H
1915 W 44 0 H
1916 W 20 7 H
1919 W 7 0 H
1920 L 6 22 H
1921 W 14 7 A
1922 L 0 14 H
1923 L 0 35 H
1924 W 13 0 A
1925 W 18 10 H
1926 W 14 7 A
1927 W 13 8 H
1928 L 0 9 A
1929 L 7 20 H
1930 W 13 0 A
1931 L 3 18 H
1932 L 4 6 A
1933 L 12 13 H
1934 W 17 13 A
1935 T 0 0 H
1936 L 6 12 A
1937 L 7 26 H
1938 T 12 12 H
1939 L 13 16 A
1940 L 0 7 H
1941 W 27 7 A
1942 L 18 38 H
1943 W 34 0 A
1944 W 34 0 LN
1945 W 40 7 LN
1946 W 19 8 H

1947 W 35 6 A
1948 W 26 14 H
1949 W 32 13 LN
1950 W 26 13 H
1951 W 34 14 H
1952 W 33 14 RI
1953 L 6 21 H
1954 W 21 0 H
1955 W 20 13 H
1956 W 18 0 H
1957 L 7 20 H
1958 L 0 33 NF
1959 L 12 19 LN
1960 L 16 30 H
1961 W 14 7 NF
1962 W 28 6 H
1963 W 6 0 RI
1964 W 20 19 RI
1965 W 14 10 H
1966 W 38 27 H
1967 L 13 18 H
1968 W 47 0 H
1969 W 28 10 RI
1970 W 49 10 H
1972 W 45 14 H
1973 W 16 0 H
1974 W 28 10 H
1975 W 22 21 H
1976 L 7 13 NF
1977 L 6 30 H
1978 L 9 17 H
1979 W 19 0 H
1981 W 13 10 H
1982 W 37 6 H
1983 W 38 10 H
1984 W 35 7 H
1985 W 40 15 H
1987 W 30 0 H
1991 W 42 0 H
2010 W 48 7 H
2013 W 49 0 H

VIRGINIA TECH (38-58-5)

1895 W 38 0 H
1896 W 44 0 H
1899 W 28 0 H
1900 W 17 5 H
1901 W 16 0 A
1902 W 6 0 H
1903 W 21 0 RI
1904 W 5 0 RI
1905 L 0 11 H
1923 L 3 6 H
1924 W 6 0 A
1925 W 10 0 H
1926 L 0 6 A
1927 W 7 0 H
1928 L 0 20 A
1929 L 12 32 H
1930 L 13 34 A
1931 T 0 0 H
1932 L 0 13 A
1933 T 6 6 H
1934 L 6 19 A
1935 T 0 0 H
1936 L 6 7 A
1937 L 7 14 H
1938 W 14 6 A
1939 L 0 13 H
1940 L 0 6 NF
1941 W 34 0 NF
1942 L 14 20 NF
1945 W 31 13 RO
1946 T 21 21 RO
1947 W 41 7 RO
1948 W 28 0 RO
1949 W 26 0 RO
1950 W 45 6 RO
1951 W 33 0 RO
1952 W 42 0 RO
1953 L 6 20 H
1954 L 0 6 RO
1955 L 13 17 RO
1956 L 7 14 RO
1957 W 38 7 RI
1958 L 13 22 RO
1959 L 14 40 RI
1960 L 6 40 RO
1961 L 0 20 RO
1962 L 15 20 RO

1963 L 0 10 RO
1964 W 20 17 H
1965 L 14 22 A
1966 L 7 24 H
1970 W 7 0 A
1971 L 0 6 H
1972 W 24 20 H
1973 L 15 27 A
1974 W 28 27 H
1975 L 17 24 A
1976 L 10 14 H
1977 T 14 14 A
1978 W 17 7 H
1979 W 20 18 H
1980 L 0 30 A
1981 L 3 20 H
1982 L 14 21 A
1983 L 0 48 H
1984 W 26 23 A
1985 L 10 28 H
1986 L 10 42 A
1987 W 14 13 H
1988 W 16 10 A
1989 W 32 25 H
1990 L 13 38 A
1991 W 38 0 H
1992 W 41 38 A
1993 L 17 20 H
1994 W 42 23 A
1995 L 29 36 H
1996 L 9 26 A
1997 W 34 20 H
1998 W 36 32 A
1999 L 7 31 H
2000 L 21 42 A
2001 L 17 31 H
2002 L 9 21 A
2003 W 35 21 H
2004 L 10 24 A
2005 L 14 52 H
2006 L 0 17 A
2007 L 21 33 H
2008 L 14 17 A
2009 L 13 42 H
2010 L 7 37 A
2011 L 0 38 H
2012 L 14 17 A
2013 L 6 16 H
2014 L 20 24 A
2015 L 20 23 H
2016 L 10 52 A
2017 L 0 10 H
2018 L 31 34 A
2019 W 39 30 H
2020 L 15 33 A

WAKE FOREST (34-16-0)

1889 W 46 4 RI
1911 W 29 6 H
1955 L 7 13 H
1956 W 7 6 H
1957 W 28 20 A
1959 L 12 34 A
1960 L 20 28 H
1961 L 15 21 A
1962 W 14 12 H
1964 L 21 31 H
1966 W 24 10 H
1967 W 14 12 A
1969 L 21 23 H
1970 L 7 27 H
1972 W 15 12 A
1973 W 21 10 H
1974 W 14 0 A
1975 L 21 66 H
1976 W 18 17 A
1977 W 12 10 H
1978 L 0 14 A
1980 W 24 21 A
1981 L 21 24 H
1982 W 34 27 H
1983 L 34 38 A
1984 W 28 9 H
1985 W 20 18 A
1986 W 30 28 A
1987 W 35 21 H
1988 W 34 14 A
1989 W 47 28 H
1990 W 49 14 A
1991 W 48 7 H

1992 W 31 17 A
1993 W 21 9 H
1994 W 42 6 A
1995 W 35 17 H
1996 W 42 7 A
1997 W 21 13 H
1998 W 38 17 A
1999 W 35 7 H
2000 W 27 10 A
2001 L 30 34 H
2002 W 38 34 A
2003 W 27 24 H
2007 W 17 16 H
2008 L 17 28 A
2012 L 10 16 H
2016 L 20 27 A
2020 L 23 40 A

WASHINGTON (0-1-0)

1976 L 17 38 A

WASHINGTON & LEE (21-13-1)

1890 W 46 0 A
1900 W 28 0 H
1901 W 28 0 H
1902 W 16 0 H
1903 W 16 0 H
1904 W 17 0 H
1907 L 5 6 H
1922 W 22 6 A
1923 L 0 7 A
1924 L 7 20 H
1925 L 0 12 A
1926 W 30 7 H
1927 W 13 7 A
1928 W 20 13 H
1929 T 13 13 A
1930 W 21 7 H
1931 L 0 18 A
1932 L 0 7 H
1933 L 0 6 A
1934 L 0 20 H
1935 L 0 20 A
1936 L 0 13 H
1937 L 6 13 A
1938 W 13 0 H
1939 W 7 0 A
1940 W 20 6 H
1941 W 27 7 H
1942 W 34 7 A
1947 W 32 7 H
1948 W 41 6 A
1949 W 27 7 H
1950 W 26 21 RI
1951 L 14 42 A
1952 W 21 14 H
1953 L 13 27 A

WASHINGTON YMCA (1-0-0)

1893 W 20 0 H

WEST PHILADELPHIA A.C. (1-0-0)

1894 W 64 0 H

WEST VIRGINIA (12-10-1)

1898 L 0 6 CH
1921 L 0 7 H
1922 L 0 13 A
1943 W 6 0 CH
1944 W 24 6 CH
1945 W 13 7 CH
1946 W 21 0 H
1947 W 6 0 A
1948 W 7 0 H
1949 W 19 14 H
1950 W 28 21 A
1954 L 10 14 H
1957 T 6 6 A
1965 W 41 0 RI
1972 L 10 48 H
1973 L 17 42 A
1977 L 0 13 H
1978 L 17 20 A
1980 L 21 45 A
1981 L 18 32 H
1984 W 27 7 A

1985 W 27 7 H
2002 W 48 22 CR*
*2002 Continental Tire Bowl

WESTERN MICHIGAN (2-1-0)

2003 W 59 16 A
2005 W 31 19 H
2006 L 10 17 H

WILLIAM & MARY (30-6-1)

1908 W 11 0 H
1909 W 30 0 H
1910 W 10 0 H
1911 W 81 0 H
1912 W 60 0 H
1920 W 27 0 H
1935 T 0 0 A
1936 W 7 0 NF
1937 W 6 0 H
1938 W 34 0 H
1939 W 26 6 NF
1940 L 6 13 A
1950 W 13 0 H
1951 W 46 0 H
1952 W 20 13 A
1959 L 0 37 H
1960 L 21 41 NF
1961 W 21 6 H
1962 W 19 7 A
1963 W 9 7 H
1964 W 14 13 A
1969 W 28 15 A
1970 W 33 6 H
1974 W 38 28 H
1976 L 0 14 H
1986 L 37 41 H
1988 W 31 23 H
1989 W 24 12 H
1990 W 63 35 H
1992 W 33 7 H
1994 W 37 3 H
1995 W 40 16 H
2009 L 14 26 H
2011 W 40 3 H
2015 W 35 29 H
2017 W 28 10 H
2019 W 30 52 17

WISCONSIN (0-1-0)

2001 L 17 26 A

WYOMING (1-1-0)

2006 W 13 12 H ot
2007 L 3 23 A

YALE (2-3-1)

1914 L 0 21 A
1915 W 10 0 A
1916 L 3 61 A
1940 W 19 14 A
1941 L 19 21 A
1944 T 6 6 A

2021 UVA FOOTBALL ALL-TIME SCORES

+ Early UVA teams probably coached by student managers and team captains.
(T) Thanksgiving

1888 (2-1-0)

Coach: Unknown +
Captain: Francklyn A. Meacham
N20 Pantops Academy H W 20 0
N24 Episcopal H.S. H W 16 0
D8 Johns Hopkins H L 0 26

1889 (4-2-0)

Coach: Unknown +
Captain: Sidney M. Neely
O8 Pantops Academy H W 44 0
O15 Georgetown H W 32 0
O22 Johns Hopkins H W 58 0
O29 Lehigh H L 12 24
N6 Wake Forest N W 46 4
N20 Navy A L 12 22
N-Richmond, Va.

1890 (5-2-0)

Coach: Unknown +
Captain: William W. Daggett
N10 Dickinson N1 W 12 0
O27 Pennsylvania N2 L 0 72
O28 Princeton N2 L 0 115
N10 Lafayette H W 20 6
N24 Randolph-Macon H W 136 0
N26 Washington & Lee A W 46 0
N29 Duke N3 W 10 4
N1, Washington, D.C.; N2, Baltimore, Md.; N3, Richmond, Va.

1891 (2-1-2)

Coach: Unknown +
Captain: Oliver W. Catchings
N14 St. John's H W 34 0
N16 Schuykill Navy H T 16 16
N21 Lafayette H T 6 6
N23 Princeton JV H W 12 0
N28 Duke N L 0 20
N-Richmond, Va.

1892 (3-2-1)

Coach: Unknown +
Captain: Richard S. Thomas, Jr.
O11 Pennsylvania H L 0 32
O22 North Carolina H W 30 18
O29 Sewanee N1 W 30 0
N16 Georgetown H T 4 4
N24 Duke N2 W 46 4
N26 North Carolina N2 L 0 26
N1, Richmond, Va.; N2, Atlanta, Ga.

1893 (8-3-0)

Coach: John Poe
Captain: John A. Penton
O7 Richmond H W 34 4
O14 Penn State H L 0 6
O19 Washington YMCA H W 20 0
O21 Navy A L 0 28
O28 Johns Hopkins H W 28 12
N4 Georgetown H L 24 28
N11 Duke N1 W 30 0
N18 Georgetown A W 58 0
N22 Navy A W 12 0
N25 VMI A W 22 0
N30 North Carolina (T) N2 W 16 0
N1, Lynchburg, Va. N2, Richmond, Va.

1894 (8-2-0)

Coach: John Poe
Captain: John A. Penton
O2 Richmond H W 48 0
O6 Baltimore City Coll. H W 36 0
O15 Princeton N1 L 0 12
O18 Richmond A W 28 0
O20 Johns Hopkins H W 76 0
O26 Pennsylvania N2 L 6 14
N3 Rutgers H W 20 4
N13 Ft. Monroe H W 102 0
N20 W. Philadelphia AC H W 64 0
N29 North Carolina (T) N3 W 34 0
N1, Baltimore, Md.; N2, Washington, D.C.; N3, Richmond, Va.

1895 (9-2-0)

Coach: Harry Mackey
Captain: John A. Penton
O2 Miller School H W 30 0
O5 Virginia Tech H W 38 0
O9 Princeton N1 L 0 36
O12 Maryland A.C. H W 20 0
O19 Pennsylvania A L 0 54
O26 Gallaudet H W 16 6
O29 Roanoke H W 14 0
N11 St. Albans H W 14 4
N12 Richmond H W 62 0
N16 Vanderbilt N2 W 6 4
N28 North Carolina (T) N3 W 6 0
N1, Baltimore, Md.; N2, Atlanta, Ga.; N3, Richmond, Va.

1896 (7-2-2)

Coach: Martin Bergen
Captain: Paul Lee Cocke
O3 Hampton Athletic Club H T 10 10
O10 Miller School H W 26 2
O14 Pennsylvania A L 0 20
O17 St. John's H W 48 0
O21 Princeton A L 0 48
O31 Virginia Tech H W 44 0
N2 St. Albans H W 6 0
N11 VMI N1 W 46 0
N14 Hampton A.C. A T 6 6
N21 Gallaudet H W 6 0
N26 North Carolina (T) N2 W 46 0
N1, Lynchburg, Va.; N2, Richmond, Va.

1897 (6-2-1)

Coach: Martin Bergen
Captain: James Morrison
O2 Franklin & Marshall H W 38 0
O9 St. Albans H W 14 0
O13 Pennsylvania A L 0 42
O30 Georgia N1 W 17 4
N6 Gallaudet H W 20 4
N13 Navy A L 0 4
N18 George Washington H W 10 0
N25 North Carolina N2 W 12 0
D6 Vanderbilt (T) A T 0 0
N1, Atlanta, Ga.; N2, Richmond, Va.

1898 (6-5-0)

Coach: Joseph Massie
Captain: Harris T. Collier
O1 St. Albans H W 16 0
O12 Pennsylvania A L 0 40
O15 Gallaudet H W 16 0
O29 George Washington H W 47 0
N2 Princeton A L 0 12
N5 Md. Medical Col. H W 6 0
N8 Georgetown A W 12 0
N12 Vanderbilt N1 W 18 0
N14 West Virginia N2 L 0 6
N19 Navy H L 0 6
N24 North Carolina (T) N3 L 2 6
N1, Louisville, Ky.; N2, Charleston, W.Va.; N3, Richmond, Va.

1899 (4-3-2)

Coach: Archie Hoxton
Captain: Harry T. Summersgill
S30 St. Albans H W 10 0
O7 Episcopal High H W 33 6
O11 Pennsylvania A L 6 33
O14 Md. Medical Col. H T 0 0
O21 Gallaudet H L 5 11
N4 Michigan N1 L 0 38
N11 Virginia Tech H W 28 0
N18 Georgetown A T 0 0
N30 Lehigh (T) N2 W 10 0
N1, Detroit, Mich.; N2, Richmond, Va.

1900 (7-2-1)

Coach: Archie Hoxton
Captain: John E. Loyd
O5 Washington & Lee H W 28 0
O10 Richmond H W 51 0
O13 Carlisle N1 L 2 17
O20 Johns Hopkins H W 20 0
O24 VMI A T 0 0
N10 Gallaudet H W 34 0
N14 Virginia Tech H W 17 5
N17 Georgetown A L 0 10
N24 North Carolina N2 W 17 0
N29 Sewanee (T) N3 W 17 5
N1, Washington, D.C.; N2, Norfolk, Va.; N3, Richmond, Va.

1901 (8-2-0)

Coach: Wesley Abbott
Captain: Robert M. Coleman
O2 Washington & Lee H W 28 0
O5 Roanoke H W 68 0
O9 St. Albans H W 39 0
O12 Gallaudet H W 24 0
O16 Pennsylvania A L 5 20
O26 Virginia Tech A W 16 0
N11 VMI N1 W 28 0
N16 Georgetown A L 16 17
N23 North Carolina N2 W 23 6
N28 Sewanee (T) N3 W 23 5
N1, Lynchburg, Va.; N2, Norfolk, Va.; N3, Richmond, Va.

1902 (8-1-1)

Coach: John DeSaulles
Captain: H. Dorsey Waters
S30 Washington & Lee H W 16 0
O4 St. Albans H W 15 0
O18 Nashville A W 27 0
O20 Kentucky A W 12 0
O25 St. John's H W 22 0
N1 Davidson H W 35 0
N8 Lehigh N1 L 6 34
N15 Virginia Tech H W 6 0
N22 Carlisle N2 W 6 5
N27 North Carolina (T) N3 T 12 12
N1, Washington, D.C.; N2, Norfolk, Va.; N3, Richmond, Va.

1903 (7-2-1)

Coach: Gresham Poe
Captain: I. Branch Johnson
S26 St. Albans H W 16 0
S30 Randolph-Macon H W 37 0
O3 Washington & Lee H W 16 0
O10 Navy A L 5 6
O17 Kentucky H W 6 0
O24 Virginia Tech N1 W 21 0
O31 Davidson A W 22 0
N7 St. John's H W 48 6
N21 Carlisle N2 T 6 6
N26 North Carolina (T) N3 L 0 16
N1, Richmond, Va.; N2, Norfolk, Va.; N3, Richmond, Va.

1904 (6-3-0)

Coach: Foster Sanford
Captain: Walter W. Council
S24 Randolph-Macon H W 16 0
S28 Washington & Lee H W 17 0
O1 Pennsylvania A L 0 24
O15 N.C. State H W 5 0
O22 VMI H W 17 0
O29 Carlisle N2 L 6 14
N5 Virginia Tech N1 W 5 0
N12 Navy H L 0 5
N24 North Carolina (T) N3 W 12 11
N1, Richmond, Va.; N2, Norfolk, Va.; N3, Richmond, Va.

1905 (5-4-0)

Coach: William Cole
Captain: Merritt T. Cooke
S27 Randolph-Macon H W 59 0
S30 St. John's H W 30 5
O7 N.C. State H W 10 0
O14 Carlisle N1 L 0 12
O21 Bucknell N2 W 15 11
N4 Virginia Tech H L 0 11
N11 George Washington N3 W 55 0
N18 Navy A L 0 22
N30 North Carolina (T) N2 L 0 17
N1, Richmond, Va.; N2, Norfolk, Va.; N3, Washington, D.C.

1906 (7-2-2)

Coach: William Cole
Captain: Edward Hammond Johnson
S29 St. John's H W 11 0
O3 Richmond H W 22 0
O6 N.C. State H T 0 0
O10 Randolph-Macon H W 38 0
O13 Hampden-Sydney H W 38 5
O20 VMI H W 4 0
O27 Richmond H W 12 6
N3 Bucknell N1 L 5 12
N10 Georgetown A W 12 0
N17 George Washington A T 0 0
N29 Carlisle (T) N2 L 17 18
N1, Richmond, Va.; N2, Norfolk, Va.

1907 (6-3-1)

Coach: Edward Hammond Johnson
Captain: John H. Neff
S27 Davidson H T 5 5
O2 Richmond H W 38 0
O5 St. John's H W 22 4
O12 Gallaudet H W 40 0
O19 VMI H W 18 17
O26 North Carolina N1 W 9 4
N2 Sewanee N2 L 0 12
N9 Washington & Lee H L 5 6
N16 Georgetown A W 28 6
N28 N.C. State (T) N3 L 4 10
N1, Richmond, Va.; N2, Norfolk, Va.; N3, Norfolk, Va.

1908 (7-0-1)

Coach: M.T. Cooke
Captain: William C. Glotch
S26 William & Mary H W 11 0
S30 St. John's H W 18 9
O3 Randolph-Macon H W 22 0
O9 Davidson H W 12 0
O17 Sewanee N1 T 0 0
O31 N.C. State N2 W 6 0
N14 Georgetown A W 6 0
N26 North Carolina (T) N3 W 31 0
N1, Norfolk, Va.; N2, Norfolk, Va.; N3, Richmond, Va.



Led by center Bull Early, captain John Penton and back Mack Pope, the 1893 Cavaliers defeated North Carolina 16-0 and were declared "Champions of the South."

1909 (7-1-0)

Coach: John Neff
Captains: B.R. Cecil, Kemper W. Yancey
 S25 William and Mary H W 30 0
 S29 Hampden-Sydney H W 37 0
 O1 Davidson H W 11 0
 O9 St. John's H W 12 0
 O16 Lehigh N L 7 11
 O23 Navy A W 5 0
 N6 VMI H W 32 0
 N13 Georgetown A W 21 0
 N-Norfolk, Va.

1910 (6-2-0)

Coach: Charles Crawford
Captain: Horace Geyer, Jr.
 S24 William & Mary H W 10 0
 O1 Randolph-Macon H W 17 0
 O8 Roanoke H W 21 0
 O15 St. John's H W 29 0
 O22 VMI H W 28 0
 N5 Carlisle N1 L 5 22
 N12 Georgetown A L 0 15
 N24 North Carolina (T) N2 W 7 0
 N1, Washington, D.C.; N2, Richmond, Va.

1911 (8-2-0)

Coach: Kemper Yancey
Captains: Joseph H. Wood, Hedley M. Bowen
 S23 Hampden-Sydney H W 23 0
 S30 William & Mary H W 81 0
 O7 Randolph-Macon H W 31 0
 O14 Swarthmore H L 8 9
 O21 St. John's H W 6 0
 O28 VMI H W 22 6
 N4 Wake Forest H W 29 6
 N11 Johns Hopkins A W 34 0
 N18 Georgetown A L 0 9
 N30 North Carolina (T) N W 28 0
 N-Richmond, Va.

1912 (6-3-0)

Coach: Speed Elliott
Captain: T. Hardy Todd
 S28 William & Mary H W 60 0
 O5 Randolph-Macon H W 45 0
 O12 Hampden-Sydney H W 10 0
 O14 South Carolina H W 19 0
 O19 VMI H L 0 19
 O24 Norfolk Blues H W 7 0
 N2 Vanderbilt A L 0 13
 N16 Georgetown A L 13 16
 N28 North Carolina (T) N W 66 0
 N-Richmond, Va.

1913 (7-1-0)

Coach: Rice Warren
Captain: Aubrey L. Carter
 S27 Randolph-Macon H W 40 0
 O4 South Carolina H W 54 0
 O11 Hampden-Sydney H W 53 0
 O18 VMI H W 38 7
 O25 Georgia N1 W 13 6
 N1 Vanderbilt H W 34 0
 N15 Georgetown A L 7 8
 N27 North Carolina (T) N2 W 26 7
 N1, Atlanta, Ga.; N2, Richmond, Va.

1914 (8-1-0)

Coach: Joseph Wood
Captain: Eugene N. Mayer
 S26 Randolph-Macon H W 39 0
 O3 Yale A L 0 21
 O10 Richmond H W 62 0
 O17 South Carolina H W 49 7
 O24 Georgia H W 28 0
 O31 Vanderbilt A W 20 7
 N7 St. John's H W 88 0
 N14 Swarthmore A W 47 0
 N26 North Carolina (T) N W 20 3
 N-Richmond, Va.

1915 (8-1-0)

Coach: Harry Varner
Captain: H.W. Coleman
 S25 Randolph-Macon H W 20 0
 O2 Yale A W 10 0
 O9 Richmond H W 74 0
 O16 Harvard A L 0 9
 O23 Georgia A W 9 7
 O30 VMI H W 44 0
 N6 Vanderbilt H W 35 10
 N13 South Carolina A W 13 0
 N25 North Carolina (T) N W 14 0
 N-Richmond, Va.

1916 (4-5-0)

Coach: Peyton Evans
Captain: Harold A. Sparr
 S30 Davidson H W 14 0
 O7 Yale A L 3 61
 O14 Richmond H W 21 0
 O21 Georgia H L 7 13
 O28 Vanderbilt A L 6 27
 N4 Harvard A L 0 51
 N11 South Carolina H W 35 6
 N18 VMI H W 20 7
 N30 North Carolina (T) N L 0 7
 N-Richmond, Va.

-Virginia did not field an intercollegiate varsity football team in 1917 and 1918 during the first World War.

1919 (2-5-2)

Coach: Harris Coleman
Captain: John V. Ray
 S27 Randolph-Macon H W 12 2
 O4 Richmond H T 0 0
 O11 Maryland H L 0 13
 O18 VMI H W 7 0
 O25 Harvard A L 0 47
 N1 Centre H L 7 49
 N8 Georgia A T 7 7
 N15 Vanderbilt H L 6 10
 N27 North Carolina (T) A L 0 6

1920 (5-2-2)

Coach: Rice Warren
Captain: A. Hewson Michie
 S25 William & Mary H W 27 0
 O2 Randolph-Macon H W 65 0
 O9 VMI H L 6 22
 O16 Johns Hopkins A W 14 0
 O23 Rutgers A W 7 0
 O30 Harvard A L 0 24
 N6 Georgia H T 0 0
 N13 Vanderbilt A T 7 7
 N25 North Carolina (T) H W 14 0

1921 (5-4-0)

Coach: Rice Warren
Captain: Hollis Rinehart, Jr.
 S24 Davidson H W 28 0
 O1 George Washington H W 28 0
 O8 Richmond H W 14 0
 O15 VMI A W 14 7
 O22 Johns Hopkins H W 14 7
 O29 Princeton A L 0 34
 N5 Georgia A L 0 21
 N12 West Virginia H L 0 7
 N24 North Carolina (T) A L 3 7

1922 (4-4-1)

Coach: Thomas J. Campbell
Captain: Thomas S. Hall
 S30 George Washington H W 34 0
 O7 Princeton A L 0 5
 O14 Richmond H W 14 6
 O21 VMI H L 0 14
 O28 Johns Hopkins A W 19 0
 N4 Washington & Lee H W 22 6
 N11 Georgia A T 6 6
 N18 West Virginia A L 0 13
 N30 North Carolina (T) H L 7 10



1947 (7-3-0)

Coach: Art Guepe
Captain: H. Lockwood Frizzell
S27 George Washington H W 33 13
O4 Virginia Tech N1 W 41 7
O11 Harvard H W 47 0
O18#16 Washington & Lee H W 32 7
O25#13 VMI A W 35 6
N1 #12 Richmond H W 34 0
N8 #10 Pennsylvania #4 A L 7 19
N15#15 West Virginia A W 6 0
N22#16 N.C. State H L 2 7
N29 North Carolina #10 A L 7 40
N1, Roanoke, Va.

1948 (5-3-1)

Coach: Art Guepe
Captain: Joseph McCary
S25 Miami (Ohio) H T 14 14
O2 Virginia Tech N W 28 0
O9 George Washington H L 12 20
O16 Washington & Lee A W 41 6
O23 VMI H W 26 14
O30 Princeton A L 14 55
N6 N.C. State A W 21 14
N13 West Virginia H W 7 0
N27 North Carolina #4 H L 12 34
N-Roanoke, Va.

1949 (7-2-0)

Coach: Art Guepe
Captain: John Thomas
S24 George Washington H W 27 13
O1 Miami (Ohio) H W 21 18
O8 Virginia Tech N1 W 26 0
O15 Washington & Lee H W 27 7
O22 VMI N2 W 32 13
O29 West Virginia H W 19 14
N5 #19 Pennsylvania #20t A W 26 14
N19 #9 Tulane #19t H L 14 28
N26 North Carolina #19 A L 7 14
N1, Roanoke, Va.; N2, Lynchburg, Va.

1950 (8-2-0)

Coach: Art Guepe
Captains: Robert C. Weir, John Papit
S23 George Washington H W 19 0
S30 Pennsylvania A L 7 21
O7 Virginia Tech N1 W 45 6
O14 Washington & Lee N2 W 26 21
O21 VMI H W 26 13
O28 West Virginia A W 28 21
N4 Citadel A W 34 14
N11 William & Mary H W 13 0
N18 Tulane A L 18 42
D2 North Carolina H W 44 13
N1, Roanoke, Va.; N2, Richmond, Va.

1951 (8-1-0)

Coach: Art Guepe
Captain: Joseph Palumbo
S29 George Washington H W 20 0
O6 Virginia Tech N W 33 0
O13 Washington & Lee A L 14 42
O20 VMI H W 34 14
O27 Duke A W 30 7
N3 Citadel H W 39 0
N10 North Carolina H W 34 14
N17 South Carolina H W 28 27
N24#15 William & Mary H W 46 0
N-Roanoke, Va.

Note: Virginia ranked No. 13 in final AP poll.

1952 (8-2-0)

Coach: Art Guepe
Captain: William H. Chisholm
S27 Vanderbilt H W 27 0
O4 #16 Virginia Tech N1 W 42 0
O11#15 George Washington H W 50 0
O18#11 VMI N2 W 33 14
O25 #9 Duke #6 H L 7 21
N1 #16 South Carolina N3 L 14 21
N8 North Carolina A W 34 7
N15 Richmond H W 49 0
N22 Washington & Lee H W 21 14
N29#20 William & Mary A W 20 13
N1, Roanoke, Va.; N2, Richmond, Va.; N3, Norfolk, Va.

1953 (1-8-0)

Coach: Ned McDonald
Captains: Robert Potter, Joseph Mehalick
S26 Virginia Tech H L 6 20
O3 South Carolina H L 0 19
O10 George Washington N1 W 24 20
O17 VMI H L 6 21
O24 Vanderbilt A L 13 28
O31 Duke #13 N2 L 6 48
N7 Pittsburgh H L 0 26
N14 Washington & Lee A L 13 27
N21 North Carolina H L 7 33
N1, Alexandria, Va.; N2, Norfolk, Va.

1954 (3-6-0; 0-2 ACC, 7th)

Coach: Ned McDonald
Captain: Henry Strempek
S25 Lehigh H W 27 21
O2 George Washington H W 14 13
O9 Penn State #12 A L 7 34
O16 VMI H W 21 0
O23 Virginia Tech #14 N L 0 6
O30 Army #9 A L 20 21
N13 South Carolina A L 0 27
N20 North Carolina H L 14 26
N27 West Virginia #12 H L 10 14
N-Roanoke, Va.

1955 (1-9-0; 0-4 ACC, 8th)

Coach: Ned McDonald
Captain: John J. Polzer
S24 Clemson H L 7 20
O1 George Washington H L 0 13
O8 Penn State N1 L 7 26
O15 VMI H W 20 13
O22 Virginia Tech N2 L 13 17
O29 Vanderbilt A L 7 34
N5 Pittsburgh A L 7 18
N12 Wake Forest H L 7 13
N19 North Carolina A L 14 26
N26 South Carolina H L 14 21
N1, Richmond, Va.; N2, Roanoke, Va.

1956 (4-6-0; 1-4 ACC, 8th)

Coach: Ben Martin
Captain: Henry W. Jordan
S22 VMI H W 18 0
S29 Duke H L 7 40
O6 Wake Forest H W 7 6
O13 South Carolina #20t N1 L 13 27
O20 Lehigh A W 24 12
O27 Virginia Tech #16 N2 L 7 14
N3 Vanderbilt H L 2 6
N10 North Carolina H *W 7 21
N17 Navy #15 N3 L 7 34
N24 Clemson A L 0 7
* Forfeit
N1, Richmond, Va.; N2, Roanoke, Va.; N3, Baltimore

1957 (3-6-1; 2-4 ACC, 6th)

Coach: Ben Martin
Captain: James A. H. Bakhtiar
S21 West Virginia A T 6 6
S28 Duke #7 A L 0 40
O5 Wake Forest A W 28 20
O12 Clemson H L 6 20
O19 Virginia Tech N W 38 7
O26 Army #9 H L 12 20
N2 VMI H L 7 20
N16 South Carolina H L 0 13
N23 Maryland A L 0 12
N30 North Carolina A W 20 13
N-Richmond, Va.

1958 (1-9-0; 1-5 ACC, 8th)

Coach: Richard Voris
Captains: Reece Whitley, Frank L. Call
S20 Clemson #18 A L 15 20
S27 Duke H W 15 12
O4 N.C. State H L 14 26
O11 Virginia Tech N1 L 13 22
O18 Army #1 A L 6 35
O25 Vanderbilt A L 6 39
N1 VMI N2 L 0 33
N8 North Carolina #15 H L 0 42
N15 South Carolina A L 14 28
N22 Maryland H L 6 44
N1, Roanoke, Va.; N2, Norfolk, Va.

1959 (0-10-0; 0-5 ACC, 8th)

Coach: Richard Voris
Captain: Robert Edwards
S19 William & Mary H L 0 37
S26 Clemson #5 H L 0 47
O3 Florida #19 A L 10 55
O10 VMI N1 L 12 19
O17 Virginia Tech N2 L 14 40
O24 Vanderbilt H L 0 33
O31 Wake Forest A L 12 34
N7 South Carolina H L 20 32
N14 North Carolina A L 0 41
N21 Maryland A L 12 55
N1, Lynchburg, Va.; N2, Richmond, Va.

1960 (0-10-0; 0-6 ACC, 6th)

Coach: Richard Voris
Captains: John K. Marlow, Fred Shepherd, Louis Martig
S24 William & Mary N1 L 21 41
O1 N.C. State A L 7 26
O8 Clemson #8 A L 7 21
O15 VMI H L 16 30
O22 Virginia Tech N2 L 6 40
O29 Wake Forest H L 20 28
N12 Navy #8 A L 6 41
N19 Maryland H L 12 44
N26 North Carolina H L 8 35
D3 South Carolina A L 0 26
N1, Norfolk, Va.; N2, Roanoke, Va.

1961 (4-6-0; 2-4 ACC, 8th)

Coach: Bill Elias
Captains: Louis Martig, Ronald Gassert
S23 William & Mary H W 21 6
S30 Duke N1 L 0 42
O7 N.C. State H L 14 21
O14 VMI N2 W 14 7
O21 Virginia Tech N3 L 0 20
O28 Wake Forest A L 15 21
N4 South Carolina H W 28 20
N18 Navy A L 3 13
N25 Maryland H W 28 16
D2 North Carolina A L 0 24
N1, Richmond, Va.; N2, Norfolk, Va.; N3, Roanoke, Va.

1962 (5-5-0; 1-4 ACC, 7th)

Coach: Bill Elias
Captains: Gary Cuozzo, Carl Kuhn, Dave Graham
S22 William & Mary H W 19 7
O6 Virginia Tech N L 15 20
O13 VMI H W 28 6
O20 Wake Forest H W 14 12
O27 Davidson H W 34 7
N3 South Carolina A L 6 40
N10 North Carolina H L 7 11
N17 N.C. State A L 12 24
N24 Maryland A L 18 40
D1 Rutgers A W 41 0
N-Roanoke, Va.

1963 (2-7-1; 0-5-1 ACC, 8th)

Coach: Bill Elias
Captain: Turnley Todd
S21 North Carolina A L 7 11
S28 Duke H L 8 30
O5 Virginia Tech N1 L 0 10
O12 VMI N2 W 6 0
O19 South Carolina H T 10 10
O26 Clemson H L 0 35
N2 N.C. State N3 L 9 15
N9 William & Mary H W 9 7
N16 Boston College A L 21 30
N28 Maryland(T) A L 6 21
N1, Roanoke, Va.; N2, Richmond, Va.; N3, Norfolk, Va.

1964 (5-5-0; 1-5 ACC, 8th)

Coach: Bill Elias
Captains: Robert Kowalkowski, Ted Torok
S19 Wake Forest H L 21 31
S26 Duke A L 0 30
O3 Virginia Tech H W 20 17
O10 VMI N W 20 19
O17 Army H W 35 14
O24 N.C. State H L 15 24
O31 Clemson A L 7 29
N7 William & Mary A W 14 13
N14 North Carolina H W 31 27
N21 Maryland H L 0 10
N-Richmond, Va.

1965 (5-5-0; 2-4 ACC, 7th)

Coach: George Blackburn
Captains: Robert Kowalkowski, John Pincavage
S18 Duke H L 7 21
S25 Clemson H L 14 20
O2 North Carolina A W 21 17
O9 VMI H W 14 10
O16 West Virginia N W 41 0
O23 Virginia Tech A L 14 22
O30 N.C. State H L 0 13
N6 South Carolina H W* 7 17
N13 Georgia Tech A L 19 42
N20 Maryland A W 33 27
* Forfeit
N-Richmond, Va.

1966 (4-6-0; 3-3 ACC, T-3rd)

Coach: George Blackburn
Captains: Edward C. Carrington, Donald M. Parker
S17 Wake Forest H W 24 10
S24 Clemson A L 35 40
O1 Duke A L 8 27
O8 Tulane H L 6 20
O15 VMI H W 38 27
O22 Virginia Tech H L 7 24
O29 N.C. State A L 21 42
N5 Georgia Tech #5 A L 13 14
N19 Maryland H W 41 17
N26 North Carolina A W 21 14

1967 (5-5-0; 3-3 ACC, 4th)

Coach: George Blackburn
Captain: Malcolm McGregor
S23 Army A L 7 26
S30 Buffalo H W 35 12
O7 Wake Forest A W 14 12
O14 Duke H L 6 13
O21 South Carolina A L 23 24
O28 VMI H L 13 18
N4 N.C. State #4 H L 8 30
N11 North Carolina H W 40 17
N18 Tulane A W 14 10
N25 Maryland A W 12 7



Terry Kirby plunged into the end zone for a third-quarter touchdown in Virginia's 20-7 win over Clemson in 1990. The win snapped a 29-game losing streak against the Tigers and helped launch UVA's thrilling ride to the top of the polls.

1968 (7-3-0; 3-2 ACC, 3rd)

Coach: George Blackburn
Captains: Richard Brand, Clyde E. Arnette

S21	Purdue #1	A	L	6	44
S28	VMI	H	W	47	0
05	Davidson	H	W	41	14
012	Duke	A	W	50	20
019	N.C. State	A	L	0	19
026	Navy	A	W	24	0
N2	South Carolina	H	L	28	49
N9	North Carolina	A	W	41	6
N16	Tulane	H	W	63	47
N23	Maryland	H	W	28	23

1969 (3-7-0; 1-5 ACC, 8th)

Coach: George Blackburn
Captains: Frederic L. Moschel, Robert C. Rannigan
 S20 Clemson H L 14 21

S27	Duke	H	W	10	0
04	William & Mary	A	W	28	15
011	VMI	N	W	28	10
018	N.C. State	H	L	0	31
025	Navy	A	L	0	10
N1	North Carolina	H	L	0	12
N8	Wake Forest	H	L	21	23
N15	Tulane	A	L	0	31
N22	Maryland	A	L	14	17
N-Richmond, Va.					

1970 (5-6-0; 0-6 ACC, 8th)

Coach: George Blackburn
Captains: Daniel S. Ryczek, Paul S. Reid

S12	Virginia Tech	A	W	7	0
S19	Clemson	A	L	17	27
S26	Duke	A	L	7	17
03	Wake Forest	H	L	7	27
010	VMI	H	W	49	10
017	Army	H	W	21	20
024	William & Mary	H	W	33	6
031	North Carolina	A	L	15	30
N7	N.C. State	A	L	16	21
N14	Colgate	H	W	54	12
N21	Maryland	H	L	14	17

1971 (3-8-0; 2-3 ACC, T-3rd)

Coach: Don Lawrence
Captains: Gary Helman, Andy Selfridge

S11	Navy	H	L	6	10
S18	Michigan #4	A	L	0	56
S25	Duke #20	H	L	0	28
02	Vanderbilt	H	W	27	23
09	South Carolina	A	L	14	34
016	Clemson	N	L	15	32
023	Army	A	L	9	14
030	N.C. State	A	W	14	10
N6	Virginia Tech	H	L	0	6
N13	North Carolina	H	L	20	32
N20	Maryland	A	W	29	27
N-Richmond, Va.					

1972 (4-7-0; 1-5 ACC, T-6th)

Coach: Don Lawrence
Captains: Thomas F. Kennedy, William M. Williams

S9	South Carolina	A	W	24	16
S16	Virginia Tech	H	W	24	20
S23	West Virginia	H	L	10	48
S30	Duke	A	L	13	37
07	Vanderbilt	A	L	7	10
014	VMI	H	W	45	14
021	Clemson	A	L	21	37
028	Maryland	H	L	23	24
N4	N.C. State	H	L	14	35
N11	North Carolina #18	A	L	3	23
N18	Wake Forest	A	W	15	12

1973 (4-7-0; 3-3 ACC, 4th)

Coach: Don Lawrence
Captains: Paul Ryczek, Gerard Mullins, Anthony Zmudzin

S8	VMI	H	W	16	0
S15	N.C. State #17	A	L	23	43
S22	Missouri #20t	A	L	7	31
S29	Duke	H	W	7	3
06	Vanderbilt	H	L	22	39
013	Clemson	A	L	27	32
020	Virginia Tech	A	L	15	27
027	Wake Forest	H	W	21	10
N3	North Carolina	H	W	44	40
N10	Maryland	A	L	0	33
N17	West Virginia	A	L	17	42

1974 (4-7-0; 1-5 ACC, 6th)

Coach: Sonny Randle
Captain: Richard J. Ambrose

S14	Navy	A	L	28	35
S21	William & Mary	H	W	38	28
S28	Duke	A	L	7	27
05	Georgia Tech	A	L	24	28
012	N.C. State #11	H	L	21	22
019	Virginia Tech	H	W	28	27
026	Wake Forest	A	W	14	0
N2	North Carolina	A	L	10	24
N9	VMI	H	W	28	10
N16	Clemson	A	L	9	28
N23	Maryland #11	H	L	0	10

1975 (1-10-0; 0-5 ACC, 7th)

Coach: Sonny Randle
Captains: Scott Gardner, Thomas Glassic

S13	Navy	H	L	14	42
S20	VMI	H	W	22	21
S27	Duke	A	L	11	26
04	North Carolina	H	L	28	31
011	South Carolina	A	L	14	41
018	Virginia Tech	A	L	17	24
025	Wake Forest	H	L	21	66
N1	Vanderbilt	A	L	14	17
N8	East Carolina	H	L	10	61
N15	Syracuse	H	L	0	37
N22	Maryland #20	A	L	24	62



1976 (2-9-0; 1-4 ACC, 6th)

Coach: Dick Bestwick
Captains: Michael Ozdowski, James K. Wicks, Gregory A. McDaniel
S11 Washington A L 17 38
S18 William & Mary H L 0 14
S25 Duke H L 6 21
O2 Georgia Tech A L 14 35
O9 South Carolina A L 7 35
O16 Virginia Tech H L 10 14
O23 Wake Forest A W 18 17
O30 VMI N L 7 13
N6 Lehigh H W 21 20
N13 North Carolina A L 6 31
N20 Maryland #6t H L 0 28
N-Norfolk, Va.

1977 (1-9-1; 1-5 ACC, 6th)

Coach: Dick Bestwick
Captains: Samuel J. Prabe
S10 N.C. State A L 0 14
S17 Texas #18 A L 0 68
S24 Duke H L 7 31
O1 West Virginia H L 0 13
O8 Clemson A L 0 31
O15 Virginia Tech A T 14 14
O22 Wake Forest H W 12 10
O29 Syracuse A L 3 6
N5 VMI H L 6 30
N12 North Carolina #19 H L 14 35
N19 Maryland A L 0 28

1978 (2-9-0; 0-6 ACC, 7th)

Coach: Dick Bestwick
Captains: Edward W. Smith, Derrick L. Gasper
S9 Wake Forest A L 0 14
S16 Navy H L 0 32
S23 Army A W 21 17
S30 VMI H L 9 17
O7 Duke A L 13 20
O14 Clemson H L 14 30
O21 Virginia Tech H W 17 7
N4 West Virginia A L 17 20
N11 Maryland #13 H L 7 17
N18 North Carolina A L 20 38
N25 N.C. State H L 21 24

1979 (6-5-0; 2-4 ACC, 6th)

Coach: Dick Bestwick
Captains: Steve Potter, Michael Newhall
S8 Richmond H W 31 0
S15 N.C. State #19 A L 27 31
S22 VMI H W 19 0
S29 Duke H W 30 12
O6 Clemson A L 7 17
O13 James Madison H W 69 9
O20 Navy #20 A L 10 17
N3 Georgia A W 31 0
N10 Virginia Tech H W 20 18
N17 North Carolina H L 7 13
N24 Maryland A L 7 17

1980 (4-7-0; 2-4 ACC, T-4th)

Coach: Dick Bestwick
Captains: Quentin Murray, Brian Musselman, Thomas Vigorito
S13 Navy H W 6 3
S20 N.C. State H L 13 27
S27 Duke A W 20 17
O4 West Virginia A L 21 45
O11 Clemson H L 24 27
O18 Virginia Tech A L 0 30
O25 Wake Forest A W 24 21
N1 Tennessee A W 16 13
N8 Rutgers H L 17 19
N15 North Carolina #15 A L 3 26
N22 Maryland H L 0 31

1981 (1-10-0; 0-6 ACC, 7th)

Coach: Dick Bestwick
Captains: Keith Lee, Todd Kirtley
S12 West Virginia H L 18 32
S18 Rutgers A L 0 3
S26 Duke H L 24 29
O3 N.C. State A L 24 30
O10 Clemson #9 A L 0 27
O17 South Carolina A L 3 21
O24 Wake Forest H L 21 24
O31 VMI H W 13 10
N14 North Carolina #13 H L 14 17
N21 Maryland A L 7 48
N28 Virginia Tech H L 3 20

1982 (2-9-0; 1-5 ACC, 6th)

Coach: George Welsh
Captains: Pat Chester, Kevin Riccio
S11 Navy A L 16 20
S18 James Madison H L 17 21
S25 Duke A L 17 51
O2 N.C. State H L 13 16
O9 Clemson H L 0 48
O23 Wake Forest H W 34 27
O30 VMI H W 37 6
N6 Georgia Tech A L 32 38
N13 North Carolina A L 14 27
N20 Maryland #19 H L 14 45
N25 Virginia Tech (T) A L 14 21

1983 (6-5-0; 3-3 ACC, T-4th)

Coach: George Welsh
Captains: Dave Bond, Rich Riccardi, Wayne Schuchts, Billy Smith
S3 Duke H W 38 30
S10 Navy H W 27 16
S17 James Madison H W 21 14
S24 N.C. State A W 26 14
O1 Maryland #19 A L 3 23
O8 Clemson A L 21 42
O15 VMI H W 38 10
O22 Wake Forest A L 34 38
N3 Georgia Tech A L 27 31
N12 North Carolina #19 H W 17 14
N19 Virginia Tech H L 0 48

1984 (8-2-2; 3-1-2 ACC, 2nd)

Peach Bowl Champions
Coach: George Welsh
Captains: Tom Kilgannon, Lester Lyles, Bob Olderman
S8 Clemson #3 H L 0 55
S15 VMI H W 35 7
S22 Navy A W 21 9
S29 Virginia Tech A W 26 23
O6 Duke A W 38 10
O13 Georgia Tech #20 H T 20 20
O20 Wake Forest H W 28 9
N3 West Virginia #12 A W 27 7
N10 N.C. State H W 45 0
N17#19 North Carolina A T 24 24
N24 Maryland #18 H L 34 45
D31 Purdue N W 27 24
(Peach Bowl-Atlanta, Ga.)

Note: Virginia ranked No. 20 in final AP poll.

1985 (6-5-0; 4-3 ACC, T-3rd)

Coach: George Welsh
Captains: Jim Dombrowski, Charles McDaniel, Antonio Rice
S14 VMI H W 40 15
S21 Georgia Tech A W 24 13
S28 Navy H L 13 17
O5 Duke H W 37 14
O12 Clemson A L 24 27
O19 Virginia Tech H L 10 28
O26 Wake Forest A W 20 18
N2 West Virginia H W 27 7
N9 N.C. State A L 22 23
N16 North Carolina H W 24 22
N29 Maryland A L 21 33

1986 (3-8-0; 2-5 ACC, T-6th)

Coach: George Welsh
Captains: Kevin Gould, Antonio Rice, Sean Scott
S6 South Carolina H W 30 20
S13 Navy A L 10 20
S20 Georgia Tech H L 14 28
S27 Duke A L 13 20
O4 Wake Forest A W 30 28
O11 Clemson #20 H L 17 31
O25 Virginia Tech A L 10 42
N1 William & Mary H L 37 41
N8 N.C. State #15 H W 20 16
N15 North Carolina A L 7 27
N28 Maryland H L 10 42

1987 (8-4-0; 5-2 ACC, 2nd)

All American Bowl Champions
Coach: George Welsh
Captains: Sean Scott, Scott Secules
S5 Georgia #20 A L 22 30
S12 Maryland A L 19 21
S19 Virginia Tech H W 14 13
S26 Duke H W 42 17
O3 VMI H W 30 0
O10 Clemson #8 A L 21 38
O17 South Carolina A L 10 58
O24 Wake Forest H W 35 21
N7 Georgia Tech A W 23 14
N14 North Carolina H W 20 17
N21 N.C. State A W 34 31
D22 Brigham Young N W 22 16
(All American Bowl - Birmingham, Ala.)

1988 (7-4-0; 5-2 ACC, 2nd)

Coach: George Welsh
Captains: Roy Brown, David Griggs, Jeff Lageman
S3 William & Mary H W 31 23
S10 Penn State #18 H L 14 42
S17 Georgia Tech H W 17 16
S24 Duke A L 34 38
O8 Clemson #11 H L 7 10
O15 Louisville A L 28 30
O22 Wake Forest A W 34 14
O29 Virginia Tech A W 16 10
N5 N.C. State H W 19 14
N12 North Carolina A W 27 24
N19 Maryland H W 24 23

1989 (10-3; 6-1 ACC, T-1st)

ACC Co-Champions
Coach: George Welsh
Captains: Roy Brown, Shawn Moore, Ray Savage
A31 Notre Dame #2 N1 L 13 36
(Kickoff Classic)
S9 Penn State #12 A W 14 6
S16 Georgia Tech A W 17 10
S23 Duke H W 49 28
S30 William & Mary H W 24 12
O7 Clemson #15 A L 20 34
O14 North Carolina H W 50 17
O21 Wake Forest H W 47 28
O28 Louisville H W 16 15
N4 #24 N.C. State #18 A W 20 9
N11#18 Virginia Tech H W 32 25
N18#16 Maryland A W 48 21
J1 #15 Illinois #11 N2 L 21 31
(Florida Citrus Bowl)

N1, East Rutherford, N.J.; N2, Orlando, Fla.

Note: Virginia ranked No. 18 in final AP poll.

1990 (8-4; 5-2 ACC, T-2nd)

Coach: George Welsh
Captains: Ron Carey, Joe Hall, Shawn Moore
S1 #15 Kansas A W 59 10
S8 #14 Clemson #9 H W 20 7
S15#11 Navy H W 56 14
S22#10 Duke A W 59 0
S29 #7 William & Mary H W 63 35
O13 #2 N.C. State H W 31 0
O20 #1 Wake Forest A W 49 14
N3 #1 Georgia Tech #16 H L 38 41
N10 #9 North Carolina A W 24 10
N17 #8 Maryland H L 30 35
N24#17 Virginia Tech A L 13 38
J1 Tennessee #10 N L 22 23
(Sugar Bowl-New Orleans, La.)

Note: Virginia ranked No. 23 in final AP poll.

1991 (8-3-1; 4-2-1, 4th)

Coach: George Welsh
Captains: Matt Blundin, Tyrone Lewis, Don Reynolds, Ray Roberts
S7 Maryland A L 6 17
S14 Navy H W 17 10
S19 Georgia Tech A L 21 24
S28 Duke H W 34 3
O5 Kansas H W 31 19
O12 Clemson #18 A T 20 20
O19 North Carolina H W 14 9
O26 Wake Forest H W 48 7
N2 VMI H W 42 0
N9 #24 N.C. State #18 A W 42 10
N23#20 Virginia Tech H W 38 0
D29#19 Oklahoma #20 N L 14 48
(Gator Bowl - Jacksonville, Fla.)

1992 (7-4-0; 4-4 ACC, T-4th)

Coach: George Welsh
Captains: Terry Kirby, Chris Slade, Gary Steele
S5 #25 Maryland H W 28 15
S12#23 Navy A W 53 0
S19#20 Georgia Tech #22 H W 55 24
S26#14 Duke A W 55 28
O3 #14 Wake Forest A W 31 17
O10#10 Clemson #25 H L 28 29
O17#17 North Carolina A L 7 27
O24#24 William & Mary H W 33 7
O31#23 Florida State #6 H L 3 13
N7 N.C. State #17 H L 7 31
N21 Virginia Tech A W 41 38

1993 (7-5-0; 5-3 ACC, T-3rd)

Coach: George Welsh
Captains: Mark Dixon, Keith Lyle, Greg McClellan, Jerrod Washington
S4 Maryland A W 43 29
S11 Navy H W 38 0
S16#25 Georgia Tech A W 35 14
S25#22 Duke H W 35 0
O2 #21 Ohio H W 41 7
O16#15 Florida State #1 A L 14 40
O23#21 North Carolina #12 H W 17 10
O30#16 N.C. State A L 29 34
N6 #21 Wake Forest H W 21 9
N13#18 Clemson A L 14 23
N20#23 Virginia Tech #25 H L 17 20
J1 Boston College #15 N L 13 31
(Carquest Bowl - Miami, Fla.)

1994 (9-3-0; 5-3 ACC, T-3rd)

Independence Bowl Champions
Coach: George Welsh
Captains: Mike Frederick, Randy Neal, Charles Way
S3 Florida State #3 A L 17 41
S10 Navy A W 47 10
S17 Clemson H W 9 6
O1 William & Mary H W 37 3
O8 Wake Forest A W 42 6
O15 Georgia Tech A W 24 7
O22#25 North Carolina #15 H W 34 10
N5 #13 Duke #23 A L 25 28
N12#21 Maryland H W 46 21
N19#16 Virginia Tech #14 A W 42 23
N25#13 N.C. State H L 27 30
D28#18 Texas Christian N W 20 10
(Independence Bowl - Shreveport, La.)

Note: Virginia ranked No. 15 in final AP poll.



Virginia's 33-28 victory over then-No. 2 Florida State in 1995 handed the Seminoles their first-ever ACC setback, snapping a 29-game winning streak in league play. On the game's final play, from the Virginia 6-yard line, Florida State tailback Warrick Dunn took a direct snap from center out of the shotgun and ran a slalom through defenders until he was inside the one. But he lost the ball short of the goal line as he was tackled by Virginia defensive backs Adrian Burnim and Anthony Poindexter and time expired.

1995 (9-4-0; 7-1 ACC, T-1st)
 ACC Co-Champions & Peach Bowl Champions
Coach: George Welsh
Captains: Jason Augustino, Mike Groh, Skeet Jones

A26#17 Michigan #14	A	L	17	18
(Pigskin Classic)				
S2 #17 William & Mary	H	W	40	16
S9 #16 N.C. State #23	A	W	29	24
S16#16 Georgia Tech	H	W	41	14
S23#11 Clemson	A	W	22	3
S30#11 Wake Forest	H	W	35	17
O7 #9 North Carolina	A	L	17	22
O14#19 Duke	H	W	44	30
O21#14 Texas #16	A	L	16	17
N2 #24 Florida State #2	H	W	33	28
N11#14 Maryland	A	W	21	18
N18#13 Virginia Tech #20	H	L	29	36
D30#18 Georgia	N	W	34	27
(Peach Bowl - Atlanta, Ga.)				

Note: Virginia ranked No. 16 in final AP poll.

1996 (7-5; 5-3 ACC, 4th)
Coach: George Welsh
Captains: Tiki Barber, Todd White

S7 #23 Central Michigan	H	W	55	21
S14#22 Maryland	H	W	21	3
S21#20 Wake Forest	A	W	42	7
S28#19 Texas #13	H	W	37	13
O5 #12 Georgia Tech	A	L	7	13
O19#20 N.C. State	H	W	62	14
O26#20 Florida State #3	A	L	24	31
N2 #16 Duke	A	W	27	3
N9 #15 Clemson	H	L	16	24
N16#24 North Carolina #6	H	W	20	17
N29#20 Virginia Tech #17	A	L	9	26
D27 Miami (Fla.) #19	N	L	21	31
(Carquest Bowl - Miami, Fla.)				

1997 (7-4; 5-3 ACC, T-3rd)
Coach: George Welsh
Captains: Doug Karczewski, Anthony Poindexter

S4 Auburn #17	H	L	17	28
S13 Richmond	H	W	26	7
S27 North Carolina #5	A	L	20	48
O4 Wake Forest	H	W	21	13
O11 Clemson	A	W	21	7
O18 Duke	H	W	13	10
O25 Florida State #3	H	L	21	47
N1 Maryland	A	W	45	0
N8 Georgia Tech	H	W	35	31
N15 N.C. State	A	L	24	31
N29 Virginia Tech	H	W	34	20

1998 (9-3; 6-2 ACC, 3rd)
Coach: George Welsh
Captains: Aaron Brooks, Anthony Poindexter

S3 #16 Auburn #25	A	W	19	0
S12#12 Maryland	H	W	31	19
S19#10 Clemson	H	W	20	18
S26#11 Duke	A	W	24	0
O3 #10 San Jose State	H	W	52	14
O17 #7 Georgia Tech #25	A	L	38	41
O24#16 N.C. State	H	W	23	13
O31#15 Wake Forest	A	W	38	17
N7 #12 Florida State #6	A	L	14	45
N14#21 North Carolina	H	W	30	13
N28#16 Virginia Tech #20	A	W	36	32
D31#13 Georgia #19	N	L	33	35
(Peach Bowl - Atlanta, Ga.)				

Note: Virginia ranked No. 18 in final AP poll.

1999 (7-5; 5-3 ACC, T-2nd)
Coach: George Welsh
Captains: Travis Griffith, Thomas Jones, Noel LaMontagne, Byron Thweatt

S4 #23 North Carolina	A	W	20	17
S11#22 Clemson	A	L	14	33
S18 Wake Forest	H	W	35	7
S25 Brigham Young #17	A	W	45	40
O2 #24 Virginia Tech #8	H	L	7	31
O9 Duke (OT)	H	L	17	24
O16 N.C. State	A	W	47	26
O30 Florida State #1	H	L	10	35
N6 Georgia Tech #7	H	W	45	38
N13 Buffalo	H	W	50	21
N20 Maryland	A	W	34	30
D30 Illinois	N	L	21	63
(Micronpc.com Bowl)				

N-Miami/Ft. Lauderdale, Fla.

2000 (6-6; 5-3 ACC, 3rd)
Coach: George Welsh
Captains: Brad Barnes, Yubrenal Isabelle, Byron Thweatt, Patrick Washington

S2 Brigham Young (OT)	H	L	35	38
S9 Richmond	H	W	34	6
S16 Duke	A	W	26	10
S23 Clemson #11	H	L	10	31
S30 Wake Forest	A	W	27	10
O7 Maryland	H	W	31	23
O21 Florida State #6	A	L	3	37
O28 North Carolina	H	W	17	6
N9 Georgia Tech #24	A	L	0	35
N18 N.C. State	H	W	24	17
N25 Virginia Tech #6	A	L	21	42
D24 Georgia #24	N	L	14	37
(O'ahu Bowl)				

N-Honolulu, Hawaii

2001 (5-7; 3-5 ACC, T-7th)
Coach: Al Groh
Captains: Monsanto Pope, Evan Routzahn, Antwoine Womack

A25 Wisconsin #22	A	L	17	26
(Eddie Robinson Classic)				
S1 Richmond	H	W	17	16
S22 Clemson #19	A	W	26	24
S29 Duke	H	W	31	10
O6 Maryland #25	A	L	21	41
O13 North Carolina	A	L	24	30
O20 Florida State #21	H	L	7	43
O27 N.C. State	A	L	0	24
N3 Wake Forest	H	L	30	34
N10 Georgia Tech #20	H	W	39	38
N17 Virginia Tech #18	H	L	17	31
D1 Penn State	H	W	20	14

2002 (9-5; 6-2 ACC, T-2nd)
Continental Tire Bowl Champions
Coach: Al Groh
Captains: Angelo Crowell, Billy McMullen

A22 Colorado State	H	L	29	35
(Jim Thorpe Classic)				
A31 Florida State #5	A	L	19	40
S7 South Carolina #22	H	W	34	21
S21 Akron	H	W	48	29
S28 Wake Forest	A	W	38	34
O5 Duke	A	W	27	22
O12 Clemson	H	W	22	17
O19 North Carolina	H	W	37	27
O26 Georgia Tech	A	L	15	23
N9 Penn State #19	A	L	14	35
N16 N.C. State #20	H	W	14	9
N23 Maryland #18	H	W	48	13
N30 Virginia Tech #22	A	L	9	21
D28 West Virginia #15	N	W	48	22
(Continental Tire Bowl -Charlotte, N.C.)				

Note: Virginia ranked No. 22 in final AP poll.



Virginia's 14-13 win over then-No. 23 Florida State on Nov. 19, 2011 in Tallahassee proved to be historic for the Cavaliers as UVA became the first program in college football history to record road victories at Florida State and Miami in the same season - two programs that have brought eight combined National Championships to the Sunshine State. UVA also defeated the Miami Hurricanes, 28-21, at Sun Life Stadium earlier during the 2011 season on ESPN's Thursday Night Football.

2003 (8-5; 4-4 ACC, T-4th)

Continental Tire Bowl Champions

Coach: Al Groh

Captains: Almondo Curry, Matt Schaub

A30 #18 Duke	H	W	27	0
S6 #15 South Carolina	A	L	7	31
S13 Western Michigan	A	W	59	16
S27 Wake Forest	H	W	27	24
O4 North Carolina	A	W	38	13
O11#25 Clemson (OT)	A	L	27	30
O18 Florida State #7	H	L	14	19
O25 Troy	H	W	24	0
N1 N.C. State	A	L	37	51
N13 Maryland	A	L	17	27
N22 Georgia Tech	H	W	29	17
N29 Virginia Tech #21	H	W	35	21
D27 Pittsburgh	N	W	23	16

(Continental Tire Bowl -Charlotte, N.C.)

2004 (8-4; 5-3 ACC, T-3rd)

Coach: Al Groh

Captains: Elton Brown, Chris Canty, Jermaine Hardy, Heath Miller, Brennan Schmidt

S4 #15 Temple	A	W	44	14
S11#12 North Carolina	H	W	56	24
S18#12 Akron	H	W	51	0
S25#13 Syracuse	H	W	31	10
O7 #6 Clemson	H	W	30	10
O16#14 Florida State #7	A	L	3	36
O23#13 Duke	A	W	37	16
N6 #10 Maryland	H	W	16	0
N13#18 Miami (Fla.) #18	H	L	21	31
N20#16 Georgia Tech	A	W	30	10
N27#18 Virginia Tech #11	A	L	10	24
D27#18 Fresno State (OT)	N	L	34	37

(MPC Computers Bowl -Boise, Idaho)

Note: Virginia ranked No. 23 in final AP poll.

2005 (7-5; 3-5 ACC, 5th Coastal)

Music City Bowl Champions

Coach: Al Groh

Captains: Tony Franklin, Marques Hagans, Wali Lundy, Brennan Schmidt

S3 #25 Western Michigan	H	W	31	19
S17#25 Syracuse	A	W	27	24
S24#23 Duke	H	W	38	7
O1 #19 Maryland	A	L	33	45
O8 Boston College #18	A	L	17	28
O15 Florida State #4	H	W	26	21
O22#23 North Carolina	A	L	5	7
N5 Temple	H	W	51	3
N12 Georgia Tech #24	H	W	27	17
N19 Virginia Tech #7	H	L	14	52
N26 Miami (Fla.) #10	A	L	17	25
D30 Minnesota	N	W	34	31

(Music City Bowl - Nashville, Tenn.)

2006 (5-7, 4-4 ACC, 3rd Coastal)

Coach: Al Groh

Captains: Marcus Hamilton, Chris Long, Christian Olsen, Deyon Williams

S2 Pittsburgh	A	L	13	38
S9 Wyoming (OT)	H	W	13	12
S16 Western Michigan	H	L	10	17
S21 Georgia Tech	A	L	7	24
S30 Duke	A	W	37	0
O7 East Carolina	A	L	21	31
O14 Maryland	H	L	26	28
O19 North Carolina	H	W	23	0
O28 N.C. State	H	W	14	7
N4 Florida State	A	L	0	33
N18 Miami (Fla.)	H	W	17	7
N25 Virginia Tech #17	A	L	0	17

2007 (9-4, 6-2 ACC, 2nd Coastal)

Coach: Al Groh

Captains: Branden Albert, Chris Long, Tom Santi

S1 Wyoming	A	L	3	23
S8 Duke	H	W	24	13
S15 North Carolina	A	W	22	20
S22 Georgia Tech	H	W	28	23
S29 Pittsburgh	H	W	44	14
O6 Middle Tennessee	A	W	23	21
O13 Connecticut	H	W	17	16
O20 Maryland	A	W	18	17
O27#21 N.C. State	A	L	24	29
N3 Wake Forest #21	H	W	17	16
N10#23 Miami (Fla.)	A	W	48	0
N24#16 Virginia Tech #8	H	L	21	33
J1 #21 Texas Tech	N	L	28	31

(Gator Bowl -Jacksonville, Fla.)

2008 (5-7, 3-5 ACC, 5th Coastal)

Coach: Al Groh

Captains: Vic Hall, Cedric Peerman, John Phillips, Clint Sintim

A30 Southern California #3H	L	7	52	
S6 Richmond	H	W	16	0
S13 Connecticut	A	L	10	45
S27 Duke	A	L	3	31
O4 Maryland	H	W	31	0
O11 East Carolina	H	W	35	20
O18 No. Carolina (OT) #18	H	W	16	13
O25 Georgia Tech #21	A	W	24	17
N1 Miami (OT)	H	L	17	24
N8 Wake Forest	A	L	17	28
N22 Clemson	H	L	3	13
N29 Virginia Tech	A	L	14	17

2009 (3-9, 2-6 ACC, 6th Coastal)

Coach: Al Groh

Captains: Will Barker, Denzel Burrell, Aaron Clark, Vic Hall

S5 William & Mary	H	L	14	26
S12 TCU #16	H	L	14	30
S19 Southern Miss	A	L	34	37
O3 North Carolina	A	W	16	3
O10 Indiana	H	W	47	7
O17 Maryland	A	W	20	9
O24 Georgia Tech #11	H	L	9	34
O31 Duke	H	L	17	28
N7 Miami #16	A	L	17	52
N14 Boston College	H	L	10	14
N21 Clemson #18	A	L	21	34
N28 Virginia Tech #14	H	L	13	42

2010 (4-8, 1-7 ACC, T6th Coastal)

Coach: Mike London

Captains: John-Kevin Dolce, Ras-I Dowling, Nick Jenkins, Joe Torchia, Marc Verica

S4 Richmond	H	W	34	13
S11 Southern California #16A	L	14	17	
S25 VMI	H	W	48	7
O2 Florida State	H	L	14	34
O9 Georgia Tech	A	L	21	33
O16 North Carolina	H	L	10	44
O23 Eastern Michigan	H	W	48	21
O30 Miami (Fla.) #22	H	W	24	19
N6 Duke	A	L	48	55
N13 Maryland	H	L	23	42
N20 Boston College	A	L	13	17
N27 Virginia Tech #13	A	L	7	37

2011 (8-5, 5-3 ACC, T2nd Coastal)

Coach: Mike London
Captains: Nick Jenkins, Perry Jones, Rodney McLeod, Matt Snyder

S3	William & Mary	H	W	40	3
S10	Indiana	A	W	34	31
S17	North Carolina	A	L	17	28
S24	Southern Miss	H	L	24	30
O1	Idaho (OT)	H	W	21	20
O15	Georgia Tech #12	H	W	24	21
O22	NC State	H	L	14	28
O27	Miami (Fla.)	A	W	28	21
N5	Maryland	A	W	31	13
N12	Duke	H	W	31	21
N19	Florida State #23	A	W	14	13
N26#24	Virginia Tech #6	H	L	0	38
D31	Auburn	N	L	24	43

(Chick-fil-A Bowl - Atlanta, Ga.)

2012 (4-8, 2-6 ACC, 6th Coastal)

Coach: Mike London
Captains: Oday Aboushi, Steve Greer, Will Hill, Perry Jones, La'Roy Reynolds

S1	Richmond	H	W	43	19
S8	Penn State	H	W	17	16
S15	Georgia Tech	A	L	20	56
S22	TCU #17	A	L	7	27
S29	Louisiana Tech	H	L	38	44
O6	Duke	A	L	17	42
O13	Maryland	H	L	20	27
O20	Wake Forest	H	L	10	16
N3	NC State	A	W	33	6
N10	Miami (Fla.)	H	W	41	40
N15	North Carolina	H	L	13	37
N24	Virginia Tech	A	L	14	17

2013 (2-10, 0-8 ACC, 7th Coastal)

Coach: Mike London
Captains: Luke Bowanko, Jake Snyder, Rijo Walker

A31	Brigham Young	H	W	19	16
S7	Oregon #2	H	L	10	59
S21	VMI	H	W	49	0
S28	Pittsburgh	A	L	3	14
O5	Ball State	H	L	27	48
O12	Maryland	A	L	26	27
O19	Duke	H	L	22	35
O26	Georgia Tech	H	L	25	35
N2	Clemson #9	H	L	10	59
N9	North Carolina	A	L	14	45
N23	Miami (Fla.)	A	L	26	45
N30	Virginia Tech	H	L	6	16

2014 (5-7, 3-5 ACC, T7th Coastal)

Coach: Mike London
Captains: Henry Coley, Anthony Harris, Greyson Lambert, Kevin Parks, Alec Vozenilek

A30	UCLA #7	H	L	20	28
S6	Richmond	H	W	45	13
S13	Louisville #21	H	W	23	21
S20	Brigham Young #21	A	L	33	41
S27	Kent State	H	W	45	13
O4	Pittsburgh	H	W	24	19
O18	Duke	A	L	13	20
O25	North Carolina	H	L	27	28
N1	Georgia Tech	A	L	10	35
N8	Florida State #2	A	L	20	34
N22	Miami (Fla.)	H	W	30	13
N28	Virginia Tech	A	L	20	24

2015 (4-8, 3-5 ACC, 6th Coastal)

Coach: Mike London
Captains: Ross Burbank, Vince Croce, David Dean, Cnaan Severin

S5	UCLA #13	A	L	16	34
S12	Notre Dame #9	H	L	27	34
S19	William & Mary	H	W	35	29
S25	Boise State	H	L	14	56
O10	Pittsburgh	A	L	19	26
O17	Syracuse (30T)	H	W	44	38
O24	North Carolina	A	L	13	26
O31	Georgia Tech	H	W	27	21
N7	Miami (Fla.)	A	L	21	27
N14	Louisville	A	L	31	38
N21	Duke	H	W	42	34
N28	Virginia Tech	H	L	20	23

2016 (2-10, 1-7 ACC, 6th Coastal)

Coach: Bronco Mendenhall
Captains: Micah Kiser, Jackson Matteo, Donte Wilkins

S3	Richmond	H	L	20	37
S10	Oregon #24	A	L	26	44
S17	UConn	A	L	10	13
S24	Central Michigan	H	W	49	35
O1	Duke	A	W	34	20
O15	Pittsburgh	H	L	31	45
O22	North Carolina #22	H	L	14	35
O29	Louisville #5	H	L	25	32
N5	Wake Forest	A	L	20	27
N12	Miami (Fla.)	H	L	14	34
N19	Georgia Tech	A	L	17	31
N26	Virginia Tech	A	L	10	52

2017 (6-7, 3-5 ACC, T4th Coastal)

Coach: Bronco Mendenhall
Captains: Kurt Benkert, Quin Blanding, Micah Kiser

S2	William & Mary	H	W	28	10
S9	Indiana	H	L	17	34
S16	UConn	H	W	38	18
S22	Boise State	A	W	42	23
O7	Duke	H	W	28	21
O14	North Carolina	A	W	20	14
O21	Boston College	H	L	10	41
O28	Pittsburgh	A	L	14	31
N4	Georgia Tech	H	W	40	36
N11	Louisville	A	L	21	38
N18	Miami (Fla.) #2	A	L	28	44
N24	Virginia Tech #24	H	L	0	10
D28	Navy	A	L	7	49

(Military Bowl - Annapolis, Md.)

2018 (8-5, 4-4 ACC, T3rd Coastal)

Coach: Bronco Mendenhall
Captains: Jordan Ellis, Chris Peace, Olamide Zacchaeus

S1	Richmond	H	W	42	13
S8	Indiana	A	L	16	20
S15	Ohio	NA	W	45	31
S22	Louisville	H	W	27	3
S29	NC State	A	L	21	35
O13	Miami (Fla.) #16	H	W	16	13
O20	Duke	A	W	28	14
O27	North Carolina	H	W	31	21
N2 #23	Pittsburgh	H	L	13	23
N10	Liberty	H	W	45	24
N17	Georgia Tech (OT)	A	L	27	30
N23	Virginia Tech (OT)	A	L	31	34
D29	South Carolina	N	W	28	0

(Belk Bowl - Charlotte, N.C.)

2019 (9-5, 6-2 ACC, 1st Coastal)

Coach: Bronco Mendenhall
Captains: Bryce Hall, Jordan Mack, Bryce Perkins

A31	Pittsburgh	A	W	30	14
S6	William & Mary	H	W	52	17
S14#25	Florida State	H	W	31	24
S21#21	Old Dominion	H	W	28	17
S28#18	Notre Dame #10	A	L	20	35
O11#20	Miami (Fla.)	A	L	9	17
O19	Duke	H	W	48	14
O26	Louisville	A	L	21	28
N2	North Carolina	A	W	38	31
N9	Georgia Tech	H	W	33	28
N23	Liberty	H	W	55	27
N29	Virginia Tech #23	H	W	39	30
D7 #22	Clemson #3	N	L	17	62

(ACC Championship Game - Charlotte, N.C.)

D30	Florida #6	N	L	28	36
-----	------------	---	---	----	----

(Orange Bowl - Miami Gardens, Fla.)

2020 (5-5, 4-5 ACC, 9th)

Coach: Bronco Mendenhall
Captains: Brennan Armstrong, Richard Burney, Terrell Jana, Charles Snowden

S26	Duke	H	W	38	20
O3	Clemson #1	A	L	23	41
O10	NC State	H	L	21	38
O17	Wake Forest	A	L	23	40
O24	Miami #11	A	L	14	19
O31	North Carolina #15	H	W	44	41
N14	Louisville	H	W	31	17
N21	Abilene Christian	H	W	55	15
D5	Boston College	H	W	43	32
D12	Virginia Tech	A	L	15	33

Key

• H-home A-away N-neutral

• Ranking before opponent is Virginia in AP poll.

• Ranking after opponent is opponent's in AP poll.



THE COACHING LINE

SEASONS	COACH (Alma Mater)	SEASONS	WON	LOST	TIED	PCT.
2016-pres.	Bronco Mendenhall (Oregon State '88)	5	30	32	0	.484
2010-15	Mike London (Richmond '83)	6	27	46	0	.370
2001-09	Al Groh (Virginia '67)	9	59	53	0	.528
1982-2000	George Welsh (Navy '56)	19	134	86	3	.608
1976-81	Dick Bestwick (North Carolina '52)	6	16	49	1	.246
1974-75	Sonny Randle (Virginia '59)	2	5	17	0	.227
1971-73	Don Lawrence (Notre Dame '59)	3	11	22	0	.333
1965-70	George Blackburn (Findlay '37)	6	29	32	0	.475
1961-64	Bill Elias (Maryland '48)	4	16	23	1	.413
1958-60	Dick Voris (San Jose State '48)	3	1	29	0	.033
1956-57	Ben Martin (Navy '45)	2	7	12	1	.375
1953-55	Ned McDonald (Texas '40)	3	5	23	0	.179
1946-52	Art Guepe (Marquette '37)	7	47	17	2	.727
1937-45	Frank Murray (Tufts '08)	9	41	34	5	.544
1934-36	Gus Tebell (Wisconsin '23)	3	6	18	4	.286
1931-33	Fred Dawson (Princeton '10)	3	8	17	4	.345
1929-30	Earl Abell (Colgate '16)	2	8	9	2	.474
1923-28	Earle "Greasy" Neale (W.Va. Wesleyan '15)	6	28	22	5	.555
1922	Thomas Campbell (Harvard '12)	1	4	4	1	.500
1913, 1920-21	Rice Warren (Virginia '05)	3	17	7	2	.692
1919	Harris Coleman (Virginia '16)	1	2	5	2	.333
1917-18	No Varsity Schedule	—	—	—	—	—
1916	Peyton Evans (Virginia '15)	1	4	5	0	.444
1915	Harry Varner (Virginia '11)	1	8	1	0	.889
1914	Joseph Wood (Virginia '14)	1	8	1	0	.889
1912	John "Speed" Elliott (Virginia '09)	1	6	3	0	.667
1911	Kemper Yancey (Virginia '09)	1	8	2	0	.800
1910	Charles Crawford (Virginia '08)	1	6	2	0	.750
1909	John Neff (Virginia '08)	1	7	1	0	.875
1908	Merritt Cooke, Jr. (Virginia '06)	1	7	0	1	.938
1907	Hammond Johnson (Virginia '07)	1	6	3	1	.650
1905-06	William Cole (Michigan '03)	2	12	6	2	.650
1904	Foster Sanford (Yale '95)	1	6	3	0	.667
1903	Gresham Poe (Princeton '02)	1	7	2	1	.750
1902	John deSaulles (Yale '99)	1	8	1	1	.850
1901	Wesley Abbott (Yale '99)	1	8	2	0	.800
1899-1900	Archie Hoxton (Virginia '96)	2	11	5	3	.658
1898	Joseph Massie (Virginia '93)	1	6	5	0	.546
1896-97	Martin Bergen (Princeton '92)	2	13	4	3	.725
1895	Harry Mackey (Pennsylvania '93)	1	9	2	0	.818
1893-94	John Poe (Princeton '95)	2	16	5	0	.762
1892	Unknown *	1	3	2	1	.583
1891	Unknown *	1	2	1	2	.600
1890	Unknown *	1	5	2	0	.714
1889	Unknown *	1	4	2	0	.667
1888	Unknown *	1	2	1	0	.667
		131	673	618	48	.519

*Team was probably coached by captains and student managers



George Welsh, a College Football Hall of Famer, is Virginia's winningest coach with 134 victories.



Perry Jones rushed for 149 yards on 18 carries in UVA's 2011 Homecomings victory over previously undefeated and then-No. 12 Georgia Tech.

VIRGINIA HOMECOMINGS GAME RESULTS


Overall Record: 48-45-2 (.516)

Year	Date	Opponent	Result	Year	Date	Opponent	Result	Year	Date	Opponent	Result
1923	11/17	Virginia Tech	L, 3-6	1956	10/6	Wake Forest	W, 7-6	1989	10/28	Louisville	W, 16-15
1924	11/8	Georgia	L, 0-7	1957	10/12	Clemson	L, 6-20	1990	11/3	Georgia Tech	L, 38-41
1925	11/14	Virginia Tech	W, 10-0	1958	10/4	N.C. State	L, 14-26	1991	10/5	Kansas	W, 31-19
1926	11/6	Wash. & Lee	W, 30-6	1959	10/24	Vanderbilt	L, 0-33	1992	10/24	William & Mary	W, 33-7
1927	11/5	Virginia Tech	W, 7-0	1960	10/29	Wake Forest	L, 20-28	1993	10/2	Ohio University	W, 41-7
1928	11/3	Wash. & Lee	W, 20-13	1961	10/7	N.C. State	L, 14-21	1994	10/1	William & Mary	W, 37-3
1929	11/16	Virginia Tech	L, 12-32	1962	10/20	Wake Forest	W, 14-12	1995	9/30	Wake Forest	W, 35-17
1930	11/15	Wash. & Lee	W, 20-7	1963	10/19	S. Carolina	T, 10-10	1996	9/28	Texas	W, 37-13
1931	10/15	VMI	L, 3-18	1964	10/24	N.C. State	L, 15-24	1997	10/4	Wake Forest	W, 21-13
1932	11/5	Wash. & Lee	L, 0-7	1965	10/30	N.C. State	L, 0-13	1998	10/3	San Jose State	W, 52-14
1933	10/28	VMI	L, 12-13	1966	10/15	VMI	W, 38-27	1999	9/18	Wake Forest	W, 35-7
1934	11/10	Wash. & Lee	L, 0-20	1967	10/14	Duke	L, 6-13	2000	9/23	Clemson	L, 10-31
1935	10/26	VMI	T, 0-0	1968	10/5	Davidson	W, 41-14	2001	9/29	Duke	W, 31-10
1936	10/24	Wash. & Lee	L, 0-13	1969	9/27	Duke	W, 10-0	2002	9/21	Akron	W, 48-29
1937	10/23	VMI	L, 7-26	1970	10/3	Wake Forest	L, 7-27	2003	10/25	Troy	W, 24-0
1938	10/1	Wash. & Lee	W, 13-0	1971	9/25	Duke	L, 0-28	2004	9/18	Akron	W, 51-0
1939	10/14	Maryland	W, 12-7	1972	10/28	Maryland	L, 23-24	2005	9/24	Duke	W, 38-7
1940	10/19	VMI	L, 0-7	1973	10/6	Vanderbilt	L, 22-39	2006	9/16	Western Michigan	L, 10-17
1941	11/8	Wash. & Lee	W, 27-7	1974	10/12	N.C. State	L, 21-22	2007	10/13	Connecticut	W, 17-16
1942	No Homecoming Game			1975	11/8	East Carolina	L, 10-61	2008	10/11	East Carolina	W, 35-20
1943	10/9	Richmond	L, 7-16	1976	9/25	Duke	L, 6-21	2009	10/10	Indiana	W, 47-7
1944	No Homecoming Game			1977	9/24	Duke	L, 7-31	2010	10/16	North Carolina	L, 10-44
1945	11/10	Richmond	W, 45-0	1978	9/16	Navy	L, 0-32	2011	10/15	Georgia Tech	W, 24-21
1946	10/12	VMI	W, 19-8	1979	9/29	Duke	W, 30-12	2012	10/13	Maryland	L, 20-27
1947	10/11	Harvard	W, 47-0	1980	10/11	Clemson	L, 24-27	2013	10/26	Georgia Tech	L, 25-35
1948	10/23	VMI	W, 26-14	1981	10/24	Wake Forest	L, 21-24	2014	10/25	North Carolina	L, 27-28
1949	10/15	Wash. & Lee	W, 27-7	1982	10/23	Wake Forest	W, 34-27	2015	10/31	Georgia Tech	W, 27-21
1950	10/21	VMI	W, 26-13	1983	11/12	North Carolina	W, 17-14	2016	10/15	Pittsburgh	L, 31-45
1951	10/20	VMI	W, 34-14	1984	10/20	Wake Forest	W, 28-9	2017	10/21	Boston College	L, 10-41
1952	10/25	Duke	L, 7-21	1985	9/28	Navy	L, 13-17	2018	10/13	Miami (Fla.)	W, 16-13
1953	10/17	VMI	L, 6-21	1986	11/1	William & Mary	L, 37-41	2019	11/9	Georgia Tech	W, 33-28
1954	10/16	VMI	W, 21-0	1987	9/26	Duke	W, 42-17	2020	No Homecoming Game		
1955	10/15	VMI	L, 13-20	1988	10/8	Clemson	L, 7-10				



ALL-TIME LETTERMEN

Following is a list of all 2,240 individuals who have been awarded the Virginia monogram for at least one season. Each year listed is the season the person earned a varsity letter. Players returning for the 2021 season are listed in **Bold**. Captains, managers and service awards are indicated by parentheses.



DUANE ASHMAN


A four-year letterman from 1993-96, defensive end Duane Ashman is tied for sixth in school history with 23 quarterback sacks.

- A**
- Abbott, Lawrence W.1940-41
 - Abbott, William R.1890
 - Aben, Joseph G.1992-94
 - Abrams, C. Michael1999-00-01
 - Abramson, Milton G.1932-33
 - Aboushi, Oday (Capt.)2010-11-12
 - Acree, John W. (Capt.)1936-37-38
 - Adams, Jenna D. (Mgr.)2000
 - Agee, Anthony W.1994-95
 - Ahern, Josh2020**
 - Ahner, W.H.1924-25-26
 - Ahunamba, Michael2011
 - Aiken, Daniel L.2007-08-09-10
 - Ainslie, George A.1890
 - Albert, Brandon B. (Capt.)....2005-06-07
 - Albert, Larry1970-71
 - Aldrich, Robert B.1940
 - Alexander, Donald1951-52-53
 - Allanson, Scott L.1995
 - Allen, Demetrius C. "Pete".....1992-93-94-95
 - Allen, George, Jr.1972-73
 - Allen, Jeffrey1987-88
 - Alonso, Mandy2017-18-19-20**
 - Alvarez, Al1976-77-78
 - Alvarez, Caesar L.1975-76-77-78
 - Alvarez, Hector R. Jr. (Mgr.)....1996-97
 - Alvarez, Pablo2013
 - Alznauer, Alfred G.1962
 - Ambrose, Dick (Capt.)1972-73-74
 - Amos, D'Angelo2020
 - Anderson, Daymon W.1990-91-92
 - Anderson, Edward C.1914-15
 - Anderson, G. W.1914-15
 - Anderson, Jeffrey R.1966-67-68
 - Anderson, Joseph R.J.1888
 - Anderson, Kelvin M.1977-78-79
 - Anderson, Maurice A.1996-97-98-99
 - Anderson, Ottawa2001-02-03-05
 - Anderson, Stuart N.1978-79-80-81
 - Andrews, Edward B.1933-34
 - Andrews, Dennis1960-61-62
 - Angle, Clarence E.1962-63
 - Annis, James J. (Mgr.)1992-93-94
 - Anthony, Enzo2019
 - Appleby, Antonio D.2005-06-07-08
 - Appletfield, Marcus2018
 - Archer, W.W. (Mgr.)1952-53
 - Armstrong, Brennan (Capt.).....2020**
 - Arnall, Bruce P.1977
 - Arnette, Gene (Capt.)1967-68
 - Arnold, G. B.1922-23
 - Asher, Oliver1987

- Ashman, Duane A.1993-94-95-96
- Ashwell, James1951
- Atariwa, Adeeb2020**
- Atkins, Lamont2017-18-19
- Augustino, Jason W. (Capt.)1993-94-95
- Ausberry, Marshall L.2005
- Austin, Randolph I.1991
- Austin, Vernon C.1928
- Azelby, Robert (Mgr.)1986-87-88-89

- B**
- Baber, William F.1997-98-99-00
 - Bachman, Nathan L.1902
 - Bailey, Bruce1946-47
 - Bailey, Kevin T.2000-01-02-03
 - Bailey, Rives1953-54-55
 - Baker, Daniel A. (Mgr.)1985
 - Baker, Jaylon.....2019-20**
 - Bakhtiar, James A. (Capt.)1955-56-57
 - Baldwin, G.W. E.1923
 - Balezentis, Mark1984-85
 - Ballard, Wayne1959-60
 - Banbury, John R., Jr.1975-77
 - Banks, J.B. (Mgr.)1919
 - Banks, William S.1935
 - Barber, J. O. "Ronde"1994-95-96
 - Barber, A. K. "Tiki" (Capt.)...1994-95-96
 - Barbour, Stuart A., Jr. ...1945-46-47-48
 - Barger, John1958-59
 - Barile, Carl1972-73
 - Barker, Edwin1962
 - Barker, R. A.1914
 - Barker, William S. (Capt.).....2006-07-08-09
 - Barkley, Rufus C.1948-49-50-51
 - Barnes, K. Bradley (Capt.).....1999-00
 - Barrol, Lewis (Mgr.)1950
 - Barron, Anne Elizabeth (Mgr.)....1996
 - Barry, James E.1905
 - Barthelmes, Brian2002-03-04-05
 - Bass, Spencer1903
 - Battle, Devon L.2001
 - Battle, LoVante'2010-11-12
 - Battle, Mike1984-85-86-87
 - Bauda, Russ1970
 - Bauman, Y. Hans1974-75-76-77
 - Baumann, Lawrence1946-47-48
 - Bawuah, A. Kofi1998-99
 - Bayliss, Bill (Mgr.)1971-72-73
 - Beam, George B.1974
 - Bear, James A., Jr.1941-42
 - Beattie, John1973
 - Beckett, J.H.1907
 - Bedesem, Richard W.2000-02-03-04
 - Belfield, Philip (Mgr.)1997-98-99
 - Belfield, Samuel S. (Mgr.)...1994-95-96
 - Belic, Chuck1970-71-72
 - Bell, Andrew A.1991-92-93
 - Bell, Richard P. (Mgr.)1904
 - Benckenstein, John H.1926-27-28
 - Benet, W. Christie1900-01
 - Benkert, Kurt (Capt.)2016-17
 - Bennett, Michael1973
 - Berce, Robert W.1975
 - Berger, Spencer S.1932-33-34
 - Bergman, Carl (Mgr.)1936
 - Berkeley, Alfred R., Jr.1936-37
 - Berkeley, Norborne.1914-15
 - Berry, Thomas1950-51-54
 - Berry, Thomas R.1982
 - Bessell, Edmund1947-49-50-51
 - Best, Ryan A.2005-06
 - Bethel, Carlisle A.1927
 - Beury, James1930
 - Bevan, Kenneth1943
 - Beveridge, James W.1938
 - Bickers, Duane1961-62-63
 - Billyk, Allen C.2006-07
 - Bingham, Robert W.1890
 - Bischoff, Bob1968-69-70
 - Bischoff, Ryan2018
 - Bissinger, Joe.....2019-20**
 - Bizousky, Franklin P.1980-81
 - Blackburn, James F.1969
 - Blackburn, John B.1969
 - Blackford, Staige D. (Capt.) 1921-22-23
 - Blackman, Cole2016
 - Blackstock, Darryl2002-03-04
 - Bladel, Peter J.2007
 - Blaine, James G., Jr.1894
 - Blair, William Harrison (Mgr.)....1888
 - Blakeley, Daniel L.1971-72-73
 - Blakey, R. K.1916-20
 - Blandford, Charlie.....1968-69-70

- Blanding, Derek N.1981
- Blanding, Quin (Capt.)...2014-15-16-17
- Blaze, Blake2013
- Bloemers, Meindert (Mgr.).....1990
- Blosser, R. Allen1981
- Blount, Joey2017-18-19-20**
- Blount, Tony1976-77-78-79
- Blundin, Matthew B. (Capt.).....1989-90-91
- Board, Joe1959
- Bock, Joseph A1979-80
- Bodison, Brian W.1985
- Bolling, Anthony1983-85
- Bond, David O. (Capt.).....1982-83-84
- Bonney, William1951-54-55
- Booker, Ronald M.1980-81-82
- Boothe, M.L. (Mgr.)1930
- Borchers, Dennis1965-66-67
- Borsari, Chris E.1989-90
- Bosher, Percy1894
- Boucek, Heath2002
- Bowanko, Luke (Capt.)2011-12-13
- Bowden, C. H.1892-93
- Bowden, Robert J.1974-76-77
- Bowen, H. M.1908-09-10
- Bowers, Casey E. (Mgr.)2001-02-03
- Bowie, Kevin J.1975
- Bradley, Kevin2005
- Bradley, Landon2009-10-11
- Bradshaw, Zach2013-14-15-16
- Branble, William L.1925-27
- Brancati, Mike1976-78-79
- Branch, Nisha1998-99
- Brand, Richard W. (Capt.)...1966-67-68
- Brandenburger, Mark A. (Mgr.) ...1990-91-93
- Bratt, Dave1970
- Bratton, Darius2017-18-20**
- Brathwaite, Chris2012-14
- Braun, G. P. Jr.1933
- Braverman, Todd H.1998-99
- Bressan, Bob1968-70-71
- Brewer, Connor2015-16
- Brewer, Ward W.1930-31-32
- Brice, William J.1993-94-95-96
- Bride, James C.1900
- Bridges, Bill1976-77
- Briggs, Jonow2019-20
- Brim, Demeitre2012-13
- Brindle, Christopher1985
- Brinkley, Stan1943
- Brissett, Dejon2019
- Britton, Trevor A.1995-96-97
- Broaddus, Carl1943
- Broadnax, Christopher2010
- Bronstom, Thomas H.1902



ELTON BROWN

Guard Elton Brown was a first-team All-American as a senior in 2004. He won the ACC's Jacobs Blocking Trophy in 2003 and 2004.

- Brooks, Aaron L. (Capt.).....1996-97-98
- Brooks, Ahmad.....2003-04-05
- Brooks, Kevin1992-93-94-95
- Brookshire, Randal D.1981-82-83
- Brown, Andrew2015-16-17
- Brown, Chris1970-71-72
- Brown, David E.1989-90-91
- Brown, Elliott2017-18-20**
- Brown, Elton (Capt.).....2001-02-03-04
- Brown, Gregory A.1978
- Brown, Kristie (Mgr.)1979
- Brown, J. D.1913-15
- Brown, Jamall.....2015

- Brown, Javaris2009
- Brown, Michael A.2005-06
- Brown, Philip2004
- Brown, Ray W.1944-45-46-47
- Brown, Roy E. (Capt.)1986-87-88-89
- Brown, Thompson2011
- Brown, W.1923
- Browning, Lee1975-76-77-78
- Browning, Skip1974-75-76-77
- Bryan, J. R.1888
- Bryan, Steve C.1966-67
- Bryan, T. (Mgr.)1905
- Bryant, Arthur H., Jr.1937-38
- Bryant, C. Edgar1940-41-42
- Bryant, Donald L.1986-87-88-89
- Bryant, Dre2019-20
- Bryant, Herbert1929-30-31
- Buchanan, Robert A.1966-67
- Buck, Harrison L. (Mgr.)1928
- Buczynski, Kenneth R.1994-95
- Budd, Michael L.1977-78-80-81
- Bullett, Marcus J.1996
- Bullington, R. M., Jr.(Mgr.)1922
- Bullock, Quanah1984-85
- Burbank, Ross (Capt.)...2012-13-14-15
- Burd, Kristopher A.2008-09-10-11
- Burford, David G.1962
- Burge, W.Y.1921
- Burger, Raye A. (Capt.)1931-32-33
- Burkhalter, Susan E. (Mgr.)....1977-78
- Burkley, Bob1970-71
- Burlington, George1894
- Burnett, Lucien D., Jr.1943-44
- Burnett, Muscoe1920
- Burney, Richard (Capt.) .2016-17-19-20
- Burnim, Adrian V.1995-97-98
- Burns, John1986
- Burns, Robert2013-14-15
- Burns, Thomas D.1991-92-93
- Burrell, Denzel L. (Capt.)2007-08-09
- Burton, John L.1952
- Butler, Bradley J., Jr.2003-04-05
- Butts, Evan2015-16-17-18
- Byers, Emmanuel L.2005-06
- Byrd, Derick L.1994-95-96
- Byrd, Julian M.1899
- Byrd, Victoria D (Mgr.)2001
- Byrd, William E., Jr.1927-28-29-30
- Byrne, Jeb2014

- C**
- Cabbell, Robert L., IV2008-09-10
 - Cain, Isaac2009-10
 - Calamos, Jeff1967-68
 - Caldwell, T. D. (Mgr.)1932
 - Calfree, W. R.1909
 - Calhoun, J. C.1915
 - Call, Frank L, II (Capt.)1956-57-58
 - Call, Robert1979
 - Callinder, Rickey L.1980-81-82-83
 - Calloway, Anthony2016
 - Calvert, Robert A.1916
 - Cameron, George1929-30
 - Campbell, Braden2002
 - Campbell, Eldridge.....1922
 - Campbell, Jack1948
 - Canady, Maurice2012-13-14-15
 - Canale, Terry1959
 - Candler, James1957
 - Canevari, Robert1957-58
 - Cantrell, Wayne E.1945
 - Canty, Christopher L. (Capt.)....2001-02-03-04
 - Caplinger, Adam2013
 - Caracciolo, Danny2020**
 - Carber, Ben2002
 - Cardenas, Luis David1985-86-87
 - Cardozo, Mosby G.1938-39-40
 - Cardwell, B. Winston (Capt.)...1925-26-27-28
 - Cardwell, Vincent1933-34
 - Cardwell, Victor O.1982
 - Carey, Geoffrey1991
 - Carey, Ronald (Capt.)1987-88-89-90
 - Carlisle, Robert1958
 - Carney, Alonzo B.1897
 - Carnuche, Joe1988
 - Carrington, A.B.1916
 - Carrington, Edward (Capt.)...1964-65-66
 - Carrington, Jim1968-69-70
 - Carrington, Richard A., Jr. ...1920-21-22
 - Carrington, R. W. (Mgr.)1910
 - Carroccio, Russell1951
 - Carroll, Linwood W., Jr.1981-84
 - Carter, Aubrey L. (Capt.)1911-12-13



Table listing names and years for the 'S' section, including Stevens, Michael M. (1960-62), Stewart, Hunter (2020), and Swoboda, Ryan (2018-19-20).

T

Table listing names and years for the 'T' section, including Taliaferro, Aaron (2010-11), Taulapapa, Wayne (2018-19-20), and Thompson, Keytaon (2020).

Table listing names and years for the 'T' section (continued), including Toland, Patrick D. (1985-86-87), Toyler, Elton J. (1985-87-88-89), and Tysinger, William L., Jr. (1945).

U

Table listing names and years for the 'U' section, including Uihlein, Henry H. (1942), Uehla, Tony R. (1959-60-61), and Urmston, Thomas H. (1927).

V

Table listing names and years for the 'V' section, including Vale, Donald D. (1974), Valles, Max (2013-14), and Vozenilek, Alec (Capt.) (2012-13-14).

W

Table listing names and years for the 'W' section, including Wagenknight, William J., Jr. (1916), Wager, Eugene E., Jr. (1931-32), and Walsh, William D. (1947-48-49).

Table listing names and years for the 'W' section (continued), including Walter, F.J. (1912), Walton, Dan G. (1971), and Winokur, Herbert Sr. (1938-39).

Table listing names and years for the 'W' section (continued), including Winston, James O. (1923), Wise, H.A. II (Mgr.) (1958), and Wyncoop, Dave (1967-68-69).


Y

Table listing names and years for the 'Y' section, including Yancey, Kemper W. (Capt.) (1907-08-09), Yarbrough, A. Nelson (1956-57), and Yurechko, Douglas A. (Mgr.) (1995-96).

Z

Table listing names and years for the 'Z' section, including Zaccheaus, Olamide (Capt.) (2015-16-17-18), Zamperini, Mark E. (1977), and Zundel, Dwight W. (2018-21).

CAVALIER MAJOR AWARD WINNERS



BILL DUDLEY

Maxwell Award

- 1941 Maxwell Award as the country's outstanding player
- Consensus All-American as a 19-year old senior
 - Led nation in scoring (134 points), touchdowns (18) and all-purpose yards (1674)
 - Second nationally in rushing (968) and total offense (1824), and fourth in punt returns (481 yards)



HEATH MILLER

Mackey Award


- 2004 Mackey Award as the nation's outstanding tight end
- Unanimous first-team All-American as a junior
 - Caught 41 passes for 541 yards and five touchdowns
 - Tremendous blocker who helped UVA lead the ACC in rushing and total offense



CHRIS LONG

Ted Hendricks Award

- 2007 Hendricks Award as the best defensive end in the country
- Unanimous first-team All-American
 - Third in the country with 14 sacks and 14th in tackles for loss
 - Led the team with 23 quarterback pressures and nine pass break-ups



GEORGE WELSH

Bobby Dodd National Coach of the Year

- 1991 Bobby Dodd Coach of the Year Award
- Directed a young squad that had to replace 15 starters from the previous season to an 8-3-1 record
 - Team was unbeaten in last eight games of regular season to earn Gator Bowl bid
 - Virginia led the ACC in scoring offense and scoring defense



JOE REED

Jet Award Award

- 2019 Jet Award as return specialist in the country
- First-team All-American by Walter Camp, FWAA, CBS and Phi Steele as a kick returner
 - No. 1 in the nation in kick return average with a 33.2 yard per return average
 - Only player in the nation with 2,700+ career return yards and a career return average of 28+ yards per return

UVA AND THE HEISMAN TROPHY

Year	Name	Place in Voting
1941	Bill Dudley	Fifth
1990	Shawn Moore	Fourth
1990	Herman Moore	Sixth
1999	Thomas Jones	Eighth
2007	Chris Long	10th



RETIRED NUMBERS

Six Virginia players have had their uniform numbers retired and those numbers will not be worn again. Those numbers honor the most decorated players in the program's history, including Jim Dombrowski (73), Bill Dudley (35), Gene Edmonds (97), Shawn Moore (12), Joe Palumbo (48) and Frank Quayle (24).

12

Shawn Moore Martinsville, Va.

Shawn Moore (1988-90) quarterbacked UVA to two New Year's Day Bowl appearances and a share of the school's first-ever ACC championship. Virginia's all-time passing and total offense leader set over 30 combined NCAA, conference and school records. He led Virginia to the USF&G Sugar Bowl as well as a No. 1 ranking in the nation (Associated Press) for three consecutive weeks. Moore became the first ACC quarterback to lead the nation in passing efficiency (160.7) in 1990 while completing 144 of 241 passes for 2,262 yards and 21 touchdowns. Moore finished fourth in balloting for the 1990 Heisman Trophy. As a senior he was a first-team All-American and ACC Player of the Year.



35

Bill Dudley Bluefield, Va.

As a 19-year-old senior in 1941, "Bullet" Bill Dudley led Virginia to a sparkling 8-1 record and had a hand in 206 of the 279 points that the Cavaliers scored. A great runner, passer, kicker and defensive player, he led the nation that year in points scored (134) and finished second nationally in total offense (1,824 yards). A member of the National Football Foundation's College Football Hall of Fame and the Pro Football Hall of Fame, Dudley became the first Cavalier to have his number retired. He earned All-America honors at halfback in 1941 and finished fifth in the 1941 Heisman balloting. He was selected by the Pittsburgh Steelers in 1942 as the NFL's number-one draft choice.



73

Jim Dombrowski Williamsville, N.Y.

Jim Dombrowski anchored Virginia's offensive line for four straight seasons (1982-85) and finished his career as UVA's first-ever unanimous All-American. The two-time winner of the Jacobs Blocking Trophy as the ACC's best blocker, he helped lead UVA to three straight winning seasons and a 27-24 victory over Purdue in the 1984 Peach Bowl. He received All-America honors following Virginia's 6-5 season in 1985. Dombrowski also went on to a successful NFL career. He was selected for induction into the College Football Hall of Fame in 2008.



24

Frank Quayle Garden City, N.Y.

Frank Quayle established himself as Virginia's most versatile performer since the days of "Bullet" Bill Dudley. In addition to his career rushing total of 2,695 yards, the tailback caught 83 passes for 1,145 yards. He was named ACC Player of the Year and the conference's overall Athlete of the Year in 1968 after rushing 175 times for 1,213 yards and catching 30 passes for 426 yards. During his three seasons in the Cavalier backfield (1966-68), Virginia went 16-14, including a 7-3 mark in 1968.



48

Joe Palumbo Beaver, Pa.


During Joe Palumbo's three varsity seasons (1949-51), Virginia posted a 23-5 mark and recorded seven shutouts. He was a first-team All-America selection that season. He was a three-time All-State selection. In 1951, Palumbo received the Outstanding Defensive Lineman Award from the Touchdown Club of Washington, D.C., was named the state of Virginia's Athlete of the Year, and participated in the Blue-Gray All-Star Game. Palumbo was inducted into the National Football Foundation and College Football Hall of Fame in August of 1999.



97

Gene Edmonds Hampton, Va.

Gene Edmonds was a half-back on winning Cavalier teams in 1948 and 1949. He was killed in a tragic automobile accident near Scott Stadium on Nov. 20, 1949, hours after scoring Virginia's second touchdown in a 28-14 loss to Tulane. Edmonds' jersey number (97) was retired as a memorial by Cavalier head coach Art Guepe and UVA Athletic Director Norton Pritchett.



RETIRED JERSEYS

Jersey retirement honors Virginia players who have significantly impacted the program. Individuals recognized in this way will have their jerseys retired, but their number will remain active.

- | | |
|----------------------|-------------------------|
| 3 Anthony Poindexter | 58 Patrick Kerney |
| 6 Thomas Jones | 61 Elton Brown |
| 7 Matt Schaub | 65 Tom Scott |
| 10 Will Brice | 66 D'Brickshaw Ferguson |
| 12 Bob Davis | 66 Mark Dixon |
| 14 Matt Blundin | 72 Ray Roberts |
| 19 Ronde Barber | 77 Noel LaMontagne |
| 21 Tiki Barber | 85 Chris Slade |
| 34 Jim Bakhtiar | 87 Herman Moore |
| 42 Terry Kirby | 87 John Papit |
| 50 John St. Clair | 89 Heath Miller |
| 56 Ray Savage | 91 Chris Long |



John Papit and Tom Scott had their jerseys retired during the 2008 season.



Tiki Barber was the offensive and overall MVP of the ACC in 1996.

ACC HONORS

ACC Champions

- 1989 – Co-Champions (w/Duke)
- 1995 – Co-Champions (w/Florida State)

ACC Division Champions

- 2019 – Coastal Division Champions

ACC Player of the Year

- 1966 – Bob Davis, QB
- 1968 – Frank Quayle, TB
- 1984 – Barry Word, TB
- 1989 – Shawn Moore, QB (UPI Offensive MVP)
- 1990 – Shawn Moore, QB
- 1991 – Matt Blundin, QB
- 1996 – Tiki Barber, TB (Offensive MVP, Overall MVP)
- 1998 – Anthony Poindexter (Defensive MVP)
- 2002 – Matt Schaub (Offensive MVP, Overall MVP)
- 2007 – Chris Long (Defensive MVP)

ACC Coach of the Year

- 1961 – Bill Elias
- 1968 – George Blackburn
- 1983 – George Welsh
- 1984 – George Welsh
- 1989 – George Welsh (UPI)
- 1991 – George Welsh
- 1995 – George Welsh
- 2002 – Al Groh
- 2007 – Al Groh
- 2011 – Mike London

ACC Rookie of the Year

- 1984 – John Ford, WR
- 1994 – Ronde Barber, DB

ACC Defensive Rookie of the Year

- 2014 – Quin Blanding, S (Began with 2007 season)
- 2017 – Brenton Nelson, S

ACC Coaches Defensive Rookie of the Year

- 2014 – Quin Blanding, S (existed from 2012-16)

Tatum Award

The James E. Tatum Award, is given annually in memory of the late Jim Tatum to the ACC's top senior student-athlete among the league's football players. Tatum, a two-time ACC Coach of the Year, coached in the fifties at both Maryland and North Carolina and believed strongly in the concept of the student-athlete.

- 1981 – Bert Krupp
- 1982 – Pat Chester
- 1986 – David Cardenas
- 1993 – Tom Burns
- 1997 – Stephen Phelan
- 1999 – Noel LaMontagne
- 2007 – Tom Santi
- 2019 – Jordan Mack

Brian Piccolo Award Winners

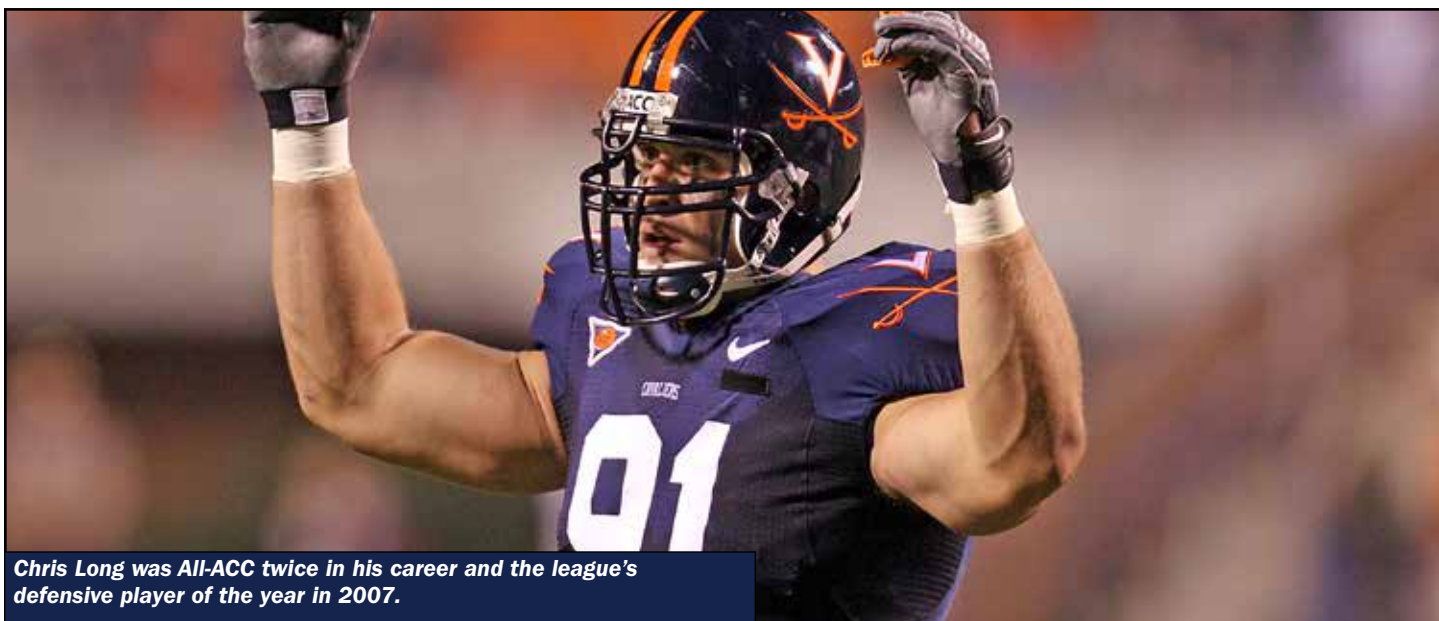
One of Wake Forest's most famed athletes, Brian Piccolo was an All-America selection in 1964 after leading the nation in rushing and scoring. Piccolo played professionally for the Chicago Bears for four seasons before his career came to an end after he was stricken by cancer in 1970. The Brian Piccolo Award was established in 1970 by the league's head football coaches to honor the ACC's most courageous football player.

- 1975 – Scott Gardner
- 1994 – Chris Harrison
- 1998 – Anthony Poindexter
- 2003 – Kevin Bailey
- 2005 – Ryan Best

Jacobs Blocking Trophy

The Jacobs Blocking Trophy is awarded annually by William and Hugh Jacobs of Clinton, S.C., to the player voted the most outstanding blocker in the Atlantic Coast Conference in a poll of conference coaches. The trophy is given in memory of William P. Jacobs, who served as president of Presbyterian College from 1935 to 1945, by his sons. The Jacobs Blocking Trophy was first awarded in 1953.

- 1968—Greg Shelly, offensive tackle
- 1970—Dan Ryczek, center
- 1984—Jim Dombrowski, offensive tackle
- 1985—Jim Dombrowski, offensive tackle
- 1990—Ray Roberts, offensive tackle
- 1991—Ray Roberts, offensive tackle
- 1993—Mark Dixon, offensive guard
- 1999—John St. Clair, center
- 2003—Elton Brown, guard
- 2004—Elton Brown, guard
- 2008 – Eugene Monroe, tackle



Chris Long was All-ACC twice in his career and the league's defensive player of the year in 2007.

ALL-ATLANTIC COAST CONFERENCE

ALL-ACC

From 1953 to 1981, the All-Atlantic Coast Conference team was selected by the Atlantic Coast Sports Writers Association (ACSWA). The Associated Press (AP) started selecting its own All-ACC team in 1982. In 1989 the ACSWA and AP combined to select one team, while United Press International (UPI) also chose a team in 1989. In 2012 the ACC coaches started their own All-ACC team to go along with the one selected by the Atlantic Coast Sports Media Association (ACSMA). Both ACSMA and the ACC coaches lasted through the 2016 season as official teams. Starting in 2017, the official All-ACC team was voted on by a panel from each school which included the head coach, radio play-by-play announcer and two members of the team's beat media, as well as other national voters. The players listed below, starting in 1982, made all teams unless otherwise indicated. UVA has had 128 first-team All-ACC selections, including 80 in the last 29 seasons.

- 1954**
John Polzer, G 2nd Team
- 1955**
Jim Bakhtiar, FB 2nd Team
John Polzer, G 2nd Team
- 1956**
Jim Bakhtiar, FB 1st Team
Jim Keyser, G 1st Team
- 1957**
Jim Bakhtiar, FB 1st Team
- 1960**
Ron Gassert, T 2nd Team
Fred Shepherd, FB 2nd Team

- 1961**
Ron Gassert, T 2nd Team
- 1962**
Dave Graham, T 2nd Team
Bob Rowley, G 2nd Team
- 1963**
Bob Kowalkowski, T 2nd Team
Turnley Todd, G 2nd Team
- 1964**
Bob Davis, QB 1st Team
Bob Kowalkowski, T 2nd Team
- 1966**
Ed Carrington, E 1st Team
Bob Davis, QB 1st Team
- 1967**
Frank Quayle, TB 1st Team
Greg Shelly, T 1st Team
- 1968**
Chuck Hammer, G 1st Team
Bob Paczkowski, LB 1st Team
Frank Quayle, TB 1st Team
Greg Shelly, T 1st Team
- 1970**
Dan Ryczek, C 1st Team
- 1971**
Andy Selfridge, DT 1st Team
- 1972**
Dave Sullivan, WR 1st Team
- 1973**
Dick Ambrose, LB 1st Team
Harrison Davis, WR 1st Team
Paul Ryczek, C 1st Team
- 1974**
Dick Ambrose, LB 1st Team

- 1975**
Tom Glassic, G 1st Team
- 1977**
Russ Henderson, P 1st Team
- 1978**
Russ Henderson, P 1st Team
- 1979**
Tony Blount, DB 1st Team
Steve Potter, DE 1st Team
Tom Vigorito, RB 1st Team
- 1980**
Stuart Anderson, DE 1st Team
Bryan Shumock, DB 1st Team
- 1981**
Stuart Anderson, DE 1st Team
- 1982 (ACSWA)**
Pat Chester, DB 1st Team
- 1983 (ACSWA)**
Jim Dombrowski, T 1st Team
Lester Lyles, SS 1st Team
- 1983 (AP)**
Lester Lyles, SS 1st Team
Jim Dombrowski, T HM
Ron Mattes, DT HM
Charles McDaniel, LB HM
Billy Smith, WR HM
- 1984 (ACSWA)**
David Bond, NG 1st Team
Jim Dombrowski, T 1st Team
Lester Lyles, SS 1st Team
Ron Mattes, DT 1st Team
Bob Olderman, G 1st Team

- 1984 (AP)**
Jim Dombrowski, T 1st Team
Lester Lyles, SS 1st Team
Ron Mattes, DT 1st Team
Charles McDaniel, LB 1st Team
- 1985 (AP & ACSWA)**
Jim Dombrowski, T 1st Team
Harold Garren, C 1st Team
Kenny Stadlin, PK 1st Team
Barry Word, TB 1st Team
- 1987 (ACSWA)**
Kevin Cook, DB 1st Team
John Ford, WR 1st Team
Chris Minear, T 1st Team
Sean Scott, DE 1st Team
Scott Secules, QB 1st Team
- 1987 (AP)**
Kevin Cook, DB 1st Team
John Ford, WR 1st Team
Sean Scott, DE 1st Team
Scott Secules, QB 1st Team
David Griggs, LB HM
Darryl Hammond, DB HM
Chris Minear, T HM
- 1988 (ACSWA)**
Roy Brown, G 1st Team
Jeff Lageman, LB 1st Team
- 1988 (AP)**
Roy Brown, G 1st Team
Jeff Lageman, LB 1st Team
John Ford, WR 2nd Team
David Griggs, LB 2nd Team
Keith McMeans, DB 2nd Team

1989 (ACSWA & AP)

Roy Brown, G1st Team
 Bruce McGonnigal, TE1st Team
 Shawn Moore, QB1st Team
 Ray Savage, DE1st Team
 Tony Covington, DB 2nd Team
 Jake McInerney, PK 2nd Team
 Herman Moore, WR 2nd Team
 Ray Roberts, T 2nd Team
 Marcus Wilson, TB 2nd Team
 Phil Thomas, LB 2nd Team

1989 (UPI)

Marcus Wilson, TB1st Team

1990

Terry Kirby, TB1st Team
 Herman Moore, WR1st Team
 Shawn Moore, QB1st Team
 Ray Roberts, T1st Team
 Trevor Ryals, C1st Team
 Chris Slade, DE1st Team
 Tony Covington, DB 2nd Team
 Joe Hall, DT 2nd Team
 Jason Wallace, DB 2nd Team

1991

Matt Blundin, QB1st Team
 Ed Garno, P1st Team
 Terry Kirby, TB1st Team
 Ray Roberts, T1st Team
 Nikki Fisher, TB 2nd Team
 Greg Jeffries, DB 2nd Team
 Keith Lyle, DB 2nd Team
 Matt Quigley, DT 2nd Team
 Chris Slade, LB 2nd Team

1992

Chris Slade, DE1st Team
 Mark Dixon, G 2nd Team
 Terry Kirby, TB 2nd Team

1993

Mark Dixon, G1st Team
 Keith Lyle, DB1st Team
 Aaron Mundy, TE1st Team
 Jim Reid, T1st Team
 Will Brice, P 2nd Team
 Mike Frederick, DE 3rd Team
 Tom Burns, LB 3rd Team
 Mark Krichbaum, DT 3rd Team
 Randy Neal, LB 3rd Team
 Tyrone Davis, WR HM
 Patrick Jeffers, WR HM

Kyle Kirkeide, PK HM
 Charles Way, FB HM
 Symmion Willis, QB HM

1994

Ronde Barber, DB1st Team
 Mike Frederick, DE1st Team
 Will Brice, P 2nd Team
 Tyrone Davis, WR 2nd Team
 Ryan Kuehl, DT 2nd Team
 Jamie Sharper, LB 2nd Team
 Jason Augustino, T HM
 Tiki Barber, TB HM
 Kevin Brooks, TB HM
 Joe Crocker, DB HM
 James Fariior, LB HM
 Rafael Garcia, PK HM
 Mike Groh, QB HM
 Bryan Heath, C HM
 Randy Neal, LB HM
 Carl Smith, DB HM
 Charles Way, FB HM

1995

Jason Augustino, T1st Team
 Ronde Barber, DB1st Team
 Tiki Barber, TB1st Team
 Will Brice, P1st Team
 Percy Ellsworth, DB1st Team
 Rafael Garcia, PK1st Team
 James Fariior, LB 2nd Team
 Mike Groh, QB 2nd Team
 Chris Harrison, T 2nd Team
 Todd White, DT 2nd Team
 Demetrius Allen, WR HM
 Duane Ashman, DE HM
 Joe Crocker, DB HM
 Walt Dery, TE HM
 Jon Harris, DE HM
 Patrick Jeffers, WR HM
 Paul London, DB HM
 Bobby Neely, TE HM
 Anthony Poindexter, DB HM
 Jeremy Raley, G HM
 Jamie Sharper, LB HM
 John Slocum, G HM

1996

Tiki Barber, TB1st Team
 Ronde Barber, DB1st Team
 Will Brice, P1st Team
 Anthony Poindexter, S1st Team
 Jeremy Raley, G1st Team

Jamie Sharper, LB1st Team
 Duane Ashman, DE 2nd Team
 Tiki Barber, SPEC 2nd Team
 James Fariior, LB 2nd Team
 Rafael Garcia, PK 2nd Team
 Todd White, DT 2nd Team
 Germane Crowell, WR HM
 Antonio Dingle, DT HM
 Jon Harris, DE HM
 Tom Locklin, C HM
 Stephen Phelan, DB HM

1997

Antonio Dingle, DT1st Team
 Anthony Poindexter, DB1st Team
 Doug Karczewski, T 2nd Team
 Germane Crowell, WR HM
 Patrick Kerney, DE HM
 Wali Rainer, LB HM
 Dwayne Stukes, DB HM

1998

Casey Crawford, TE1st Team
 Robert Hunt, T1st Team
 Thomas Jones, TB1st Team
 Patrick Kerney, DE1st Team
 Noel LaMontagne, G1st Team
 Anthony Poindexter, DB1st Team
 Wali Rainer, LB1st Team
 John St. Clair, C 2nd Team
 Antwoine Womack, TB 2nd Team
 Billy Baber, TE HM
 Fady Chamoun, G HM
 Antonio Dingle, DT HM
 Donnie Scott, P HM
 Byron Thweatt, LB HM

1999

Thomas Jones, TB1st Team
 Noel LaMontagne, G1st Team
 John St. Clair, C1st Team
 Shannon Taylor, LB 2nd Team
 Byron Thweatt, LB 2nd Team
 Billy Baber, TE HM
 Brad Barnes, T HM
 Casey Crawford, TE HM
 Antwan Harris, DB HM
 Yubrenal Isabelle, LB HM
 Donnie Scott, P HM
 Johnny Shivers, DT HM

2000

Antwoine Womack, TB1st Team
 Byron Thweatt, LB 2nd Team
 Josh Lawson, G 2nd Team
 Billy Baber, TE HM
 Evan Routzahn, G HM
 Tim Spruill, DB HM

2001

Billy McMullen, WR1st Team
 Mike Abrams, P 2nd Team
 Angelo Crowell, LB 2nd Team
 Shernard Newby, S 2nd Team
 Jermese Jones, T HM
 Monsanto Pope, G HM
 Evan Routzahn, G HM

2002

Angelo Crowell, LB1st Team
 Billy McMullen, WR1st Team
 Matt Schaub, QB1st Team
 Chris Canty, DE 2nd Team
 Jerton Evans, S 2nd Team
 Heath Miller, TE 2nd Team
 Darryl Blackstock, LB HM
 Elton Brown, G HM
 Almondo Curry, CB HM
 Mike Mullins, T HM

2003


Heath Miller, TE1st Team
 Elton Brown, G 2nd Team
 Chris Canty, DE 2nd Team
 Connor Hughes, PK 2nd Team
 Wali Lundy, RB 2nd Team
 Matt Schaub, QB 2nd Team
 Darryl Blackstock, LB HM
 Jamaine Winborne, DB HM

2004


Ahmad Brooks, LB1st Team
 Elton Brown, G1st Team
 D'Brickshaw Ferguson, T1st Team
 Heath Miller, TE1st Team
 Alvin Pearman, RB1st Team
 Darryl Blackstock, LB 2nd Team
 Zac Yarbrough, C 2nd Team
 Andrew Hoffman, NT HM




A dominating punter who averaged 42.0 yards per punt in his career from 1993-96, Will Brice became only the third player in ACC history to earn all-conference honors all four years.



A four-year starter at left guard, Tom Glassic was a first-team All-ACC selection as a senior in 1975. He was a first-round draft choice of the Denver Broncos in 1976.



A first-team All-ACC guard in 1996, Jeremy Raley became the first offensive lineman in school history to start four bowl games.



Safety Kevin Cook was a first-team All-ACC selection in 1987 after finishing fourth in the nation with eight interceptions.



Micah Kiser (left) and Quin Blanding (right) are the fourth and fifth Cavaliers ever to earn first-team All-ACC honors three years in a row and the first UVA duo to accomplish the feat in the same three years.

- 2005**
 D'Brickashaw Ferguson, T..... 1st Team
 Connor Hughes, PK..... 1st Team
 Kai Parham, LB..... 1st Team
 Marcus Hamilton, CB..... 2nd Team
 Deyon Williams, WR..... HM

- 2006**
 Marcus Hamilton, CB..... 2nd Team
 Chris Long, DE..... 2nd Team
 Branden Albert, OG..... HM
 Kevin Ogletree, WR..... HM

- 2007**
 Chris Long, DE..... 1st Team
 Branden Albert, OG..... 1st Team
 Tom Santi, TE..... 2nd Team
 Ryan Weigand, P..... 2nd Team
 Eugene Monroe, T..... HM

- 2008**
 Eugene Monroe, T..... 1st Team
 John Phillips, TE..... 1st Team
 Ras-I Dowling, CB..... 2nd Team
 Clint Sintim, LB..... 2nd Team
 Kevin Ogletree, WR..... HM
 Cedric Peerman, TB..... HM

- 2009**
 Nate Collins, DT..... 1st Team
 Ras-I Dowling, CB..... 2nd Team
 Steve Greer, LB..... HM
 Robert Randolph, PK..... HM

- 2010**
 Chase Minnifield, CB..... 1st Team
 Keith Payne, RB..... 2nd Team

- 2011**
 Matt Conrath, DT..... 1st Team
 Chase Minnifield, CB..... 1st Team
 Austin Pasztor, OG..... 1st Team
 Oday Aboushi, OT..... 2nd Team
 Steve Greer, LB..... 2nd Team
 Perry Jones, TB..... HM
 Rodney McLeod, S..... HM
 Anthony Mihota, C..... HM

- 2012 (ACSM A)**
 Oday Aboushi, OT..... 1st Team
 Steve Greer, LB..... 1st Team
 Jake McGee, TE..... HM
 Demetrious Nicholson, CB..... HM
 La'Roy Reynolds, LB..... HM

- 2012 (ACC Coaches)**
 Oday Aboushi, OT..... 1st Team
 Steve Greer, LB..... 2nd Team
 Morgan Moses, OT..... HM
 Demetrious Nicholson, CB..... HM
 La'Roy Reynolds, LB..... HM

- 2013 (ACSM A)**
 Anthony Harris, SS..... 1st Team
 Kevin Parks, RB..... 2nd Team
 Morgan Moses, OT..... 3rd Team
 Brent Urban, DT..... HM

- 2013 (ACC Coaches)**
 Anthony Harris, SS..... 1st Team
 Kevin Parks, RB..... 2nd Team
 Morgan Moses, OT..... 2nd Team

- 2014 (ACSM A)**
 Quin Blanding, FS..... 2nd Team
 Maurice Canady, CB..... 2nd Team
 Henry Coley, ILB..... 2nd Team
 Ian Frye, PK..... 2nd Team
 Eli Harold, DE..... 2nd Team
 Anthony Harris, SS..... 3rd Team
 Kevin Parks, RB..... 3rd Team
 Max Valles, OLB..... 3rd Team
 David Dean, DT..... HM
 Darius Jennings, KR..... HM

- 2014 (ACC Coaches)**
 Quin Blanding, FS..... 2nd Team
 Henry Coley, ILB..... 2nd Team
 Ian Frye, PK..... 2nd Team
 Eli Harold, DE..... 2nd Team
 Kevin Parks, RB..... 2nd Team
 Maurice Canady, CB..... 3rd Team
 David Dean, DT..... 3rd Team
 Anthony Harris, SS..... 3rd Team
 Max Valles, OLB..... 3rd Team
 Darius Jennings, KR..... HM

- 2015 (ACSM A)**
 Quin Blanding, FS..... 1st Team
 Micah Kiser, ILB..... 1st Team
 Canaan Severin, WR..... 2nd Team
 Taquan Mizzell, TB..... 3rd Team
 Ross Burbank, OG..... HM
 Nicholas Conte, P..... HM
 David Dean, DT..... HM

- 2015 (ACC Coaches)**
 Quin Blanding, FS..... 2nd Team
 Micah Kiser, ILB..... 2nd Team
 Canaan Severin, WR..... 2nd Team
 Ross Burbank, OG..... 3rd Team
 Taquan Mizzell, TB..... 3rd Team
 Nicholas Conte, P..... HM
 David Dean, DT..... HM

- 2016 (ACSM A)**
 Quin Blanding, FS..... 1st Team
 Nicholas Conte, P..... 1st Team
 Micah Kiser, ILB..... 1st Team
 Taquan Mizzell, TB..... HM

- 2016 (ACC Coaches)**
 Quin Blanding, FS..... 1st Team
 Nicholas Conte, P..... 1st Team
 Micah Kiser, ILB..... 1st Team

- 2017**
 Quin Blanding, FS..... 1st Team
 Micah Kiser, ILB..... 1st Team
 Lester Coleman, P..... 2nd Team
 Olamide Zaccheaus, WR..... 2nd Team
 Juan Thornhill, CB..... 3rd Team
 Chris Peace, OLB..... HM
 Joe Reed, KR..... HM

- 2018**
 Bryce Hall, CB..... 1st Team
 Juan Thornhill, SS..... 1st Team
 Olamide Zaccheaus, WR..... 1st Team
 Chris Peace, OLB..... 3rd Team
 Joe Reed, KR..... 3rd Team
 Evan Butts, TE..... HM
 Jordan Ellis, TB..... HM
 Bryce Perkins, QB..... HM

- 2019**
 Joe Reed, AP..... 1st Team
 Joe Reed, KR..... 1st Team
 Bryce Perkins, QB..... 2nd Team
 Jordan Mack, ILB..... 3rd Team
 Joey Blount, S..... 3rd Team
 Brian Delaney, PK..... HM
 Hasise Dubois, WR..... HM
 Olusegun Oluwatimi, C..... HM
 Eli Hanback, DE..... HM
 Charles Snowden, OLB..... HM
 Zane Zandier, ILB..... HM

- 2020**
 Charles Snowden, OLB..... 2nd Team
 Nick Jackson, ILB..... 3rd Team
 Chris Glaser, OG..... HM
 Billy Kemp IV, WR..... HM
 Zane Zandier, ILB..... HM

Annual ACC Statistics Leaders

Year	Player	Category	No.	Year	Player	Category	No.
1956	Nelson Yarbrough	Passing Yards	626 yards	1990	Herman Moore	Receiving Yards	108.2 ypg.
1956	Fred Polzer	Receiving	24 receptions	1990	Jake McInerney	Kick Scoring	94 points
1956	Fred Polzer	Receiving Yards	221 yards	1991	Matt Blundin	Passing Efficiency	159.6
1957	Jim Bakhtiar	Rushing Yards	822 yards	1991	Ed Garno	Punting	42.0 ypp.
1957	Fred Polzer	Receiving	25 receptions	1992	Bobby Goodman	Passing Efficiency	137.4
1957	Rece Whitley	Interceptions	5 interceptions	1992	Terry Kirby	Rushing Yards	141.3 ypg.
1958	Sandy Dempsey	Passing Yards	697 yards	1992	Terry Kirby	All-Purpose Yards	171.5 ypg.
1958	Sonny Randle	Receiving	47 receptions	1992	Chris Slade	Quarterback Sacks	14 sacks
1958	Sonny Randle	Receiving Yards	642 yards	1993	Randy Neal	Tackles Per Game	12.6 tpg.
1958	Sonny Randle	Kickoff Return Yards	506 yards	1993	Mike Frederick	Tackles For Loss	21 TFL
1958	Sonny Randle	All-Purpose Yardage	1,253 yards	1994	Mike Groh	Passing Efficiency	143.8
1959	Tom Gravins	Kickoff Return Yards	346 yards	1994	Rafael Garcia	Scoring	7.7 ppg.
1960	Fred Shepherd	Rushing Yards	653 yards	1994	Rafael Garcia	Kick Scoring	85 points
1963	Tom Krebs	Interceptions	4 interceptions	1994	Ronde Barber	Interceptions	0.73 ipg.
1964	Roger Davis	Kickoff Return Yards	481 yards	1995	Tiki Barber	All-Purpose Yards	158.8 ypg.
1965	Tom Hodges	Passing Yards	1,299 yards	1996	Tiki Barber	Rushing Yards	123.6 ypg.
1965	John Pincavage	Receiving	45 receptions	1996	Tiki Barber	Punt Return Yards	12.7 ypr.
1965	John Pincavage	Receiving Yards	572 yards	1996	Tiki Barber	All-Purpose Yards	169.0 ypg.
1965	John Pincavage	All-Purpose Yards	1,192 yards	1997	Aaron Brooks	Passing Efficiency	151.0
1966	Bob Davis	Total Offense	1,688 yards	1998	Thomas Jones	Rushing Yards	118.5 ypg.
1966	Bob Davis	Passing Yards	1,461 yards	1998	Patrick Kerney	Quarterback Sacks	15 sacks
1966	Frank Quayle	Scoring	66 points	1999	Thomas Jones	Rushing Yards	163.5 ypg.
1966	Frank Quayle	All-Purpose Yards	1,616 yards	1999	Thomas Jones	All-Purpose Yards	186.7 ypg.
1967	Frank Quayle	All-Purpose Yards	1,497 yards	2000	Antwoine Womack	Rushing Yards	93.5 ypg.
1968	Frank Quayle	Rushing Yards	1213 yards	2001	Billy McMullen	Receiving	6.9 rpg.
1968	Frank Quayle	Scoring	84 points	2001	Billy McMullen	Receiving Yards	88.3 ypg.
1968	Frank Quayle	All-Purpose Yards	1,869 yards	2002	Matt Schaub	Passing Efficiency	147.5
1971	Bill Davis	Receiving	4.5 rpg.	2003	Almondo Curry	Interceptions	0.46 ipg.
1971	Bill Davis	Receiving Yards	56.1 ypg.	2004	Wali Lundy	Scoring	8.5 ppg.
1972	Dave Sullivan	Receiving	4.6 rpg.	2004	Alvin Pearman	All-Purpose Yards	161.5 ypg.
1973	Scott Gardner	Total Offense	192.7 ypg.	2004	Darryl Blackstock	Quarterback Sacks	10.5 sacks
1973	Scott Gardner	Passing	*9.0 cpg.	2005	Marcus Hamilton	Interceptions	0.50 ipg.
1973	Harrison Davis	Receiving	4.0 rpg.	2007	Chris Long	Quarterback Sacks	1.08 spg.
1973	Harrison Davis	Receiving Yards	70.3 ypg.	2007	Chris Long	Tackles for Loss	1.46 tpg.
1975	Scott Gardner	Total Offense	144.8 ypg.	2007	Ryan Weigand	Punting	45.2 avg.
1975	Scott Gardner	Passing	*12.1 cpg.	2008	Vic Hall	Fumbles Caused	0.42 fcp/g.
1975	Tom Fadden	Receiving	4.4 rpg.	2010	Keith Payne	Scoring	8.7 ppg.
1977	Russ Henderson	Punting	42.5 ypp.	2010	Keith Payne	TD Scoring	96 points
1977	Derrick Glasper	Interceptions	0.45 ipg.	2013	Anthony Harris	Interceptions	0.67 ipg.
1978	Sean McCall	Kickoff Return Yards	26.9 ypr.	2015	Micah Kiser	Tackles	9.8 tpg.
1978	Russ Henderson	Punting	42.5 ypp.	2016	Nicholas Conte	Punting	44.3 ypp.
1979	Pat Chester	Punt Return Yards	9.9 ypr.	2016	Micah Kiser	Tackles	11.2 tpg.
1980	Pat Chester	Punt Return Yards	10.1 ypr.	2016	Quin Blanding	Solo Tackles	5.8 tpg.
1980	Bryan Shumock	Interceptions	0.45 ipg.	2017	Joe Reed	Kickoff Return Yards	29.7 ypr.
1983	Billy Smith	Receiving Yards	70.6 ypg.	2017	Micah Kiser	Tackles	11.2 tpg.
1984	Ray Daly	Interceptions	0.45 ipg.	2018	Olamide Zaccheaus	Receptions	93 catches
1985	Barry Word	Rushing Yards	122.4 ypg.	2018	Bryce Perkins	Points Responsible For	206 points
1985	Kenny Stadlin	Kick Scoring	76 points	2018	Bryce Hall	Passes Defended	24 passed def.
1985	Barry Word	All-Purpose Yards	137.6 ypg.	2019	Bryce Perkins	Total Offense	307.6 ypg
1987	Scott Secules	Passing Efficiency	132.3	2019	Joe Reed	Kickoff Return Yards	33.2 ypr
1987	Keith McMeans	Interceptions	0.90 ipg.	*Based on completions per game			
1988	Keith McMeans	Interceptions	0.45 ipg.				
1990	Shawn Moore	Total Offense	256.8 ypg.				
1990	Terry Kirby	Rushing Yards	92.7 ypg.				
1990	Shawn Moore	Passing Efficiency	160.7				
1990	Jake McInerney	Scoring	8.5 ppg.				



FIRST-TEAM ALL-AMERICANS


All-America Team Key

AAFF - All-American Football Foundation
 AFCA - American Football Coaches Association (previously Kodak)
 AP - Associated Press
 CBS - CBS Sportsline or CBSSports.com
 CFD - College Football Digest
 CFN - CollegeFootballNews.com
 COL - Colliers Magazine
 CNNSI - CNNSI.com
 CPFN - College & Pro Football Newsweekly
 CSTV - College Sports TV
 FD - Football Digest
 FN - The Football News
 FWAA - Football Writers Association of America
 INS - International News Service
 PS - Phil Steele
 K - Kodak
 NEA - Newspaper Enterprise Association
 RIV - Rivals.com
 SHNS - Scripps Howard News Service
 SI - Sports Illustrated
 SN - The Sporting News
 UPI - United Press International
 WCF - Walter Camp Football Foundation
 YHO - Yahoo! Sports
 USA - USA Today

Jim Bakhtiar

1957 - FW

Jim Bakhtiar was an outstanding fullback, linebacker and kicker from 1955-57. Bakhtiar was selected to the Football Writers first-team All-America squad at fullback in 1957 after leading the ACC in rushing with 822 yards. He rushed for 2,434 yards and 13 touchdowns for his career and was the most dominant ballcarrier in the Atlantic Coast Conference's first decade. Upon completion of his career he was first in league history in rushing yards, rushing attempts and most 100-yard games.



Quin Blanding

2017 - CFN

Quin Blanding finished his career as the program's all-time leader in career tackles with 495 and assisted tackles with 235. Upon graduation, his career total of 495 tackles ranked No. 1 all-time among ACC defensive backs and is in a two-way tie for No. 6 all-time in ACC history. He started all 49 games in which he played, the most by a safety in school history. He finished No. 2 in the ACC in tackles in each of his four seasons, a feat that had never been accomplished before in league history. A three-time All-American, he helped return UVA to postseason play as a senior in the Military Bowl.



Will Brice

1995 - FW

Will Brice was named a first-team All-America punter in 1995. He also was a second-team All-America selection by *The Sporting News* and first-team All-ACC selection. Brice's All-America season was instrumental in leading the 1995 Cavaliers to a 9-4 record, a share of the ACC championship and a 34-27 victory over Georgia in the Peach Bowl. He had 17 punts of 50 yards or longer and he buried 26 punts inside the 20.



Ahmad Brooks

2004 - SN, CSTV

As a sophomore in 2004, Ahmad Brooks was one of three finalists for the Butkus Award. He led the team in tackling for the second year in a row (7.5/g) and earned first-team All-American honors from *The Sporting News* and CSTV. Brooks finished his career with 13 sacks, fourth most by a UVA linebacker, and 234 tackles. He was selected by the Cincinnati Bengals in the third round of the 2006 NFL Supplemental Draft.



Elton Brown

2004 - AFCA, WCF

Elton Brown became just the third consensus All-American lineman in school history (joining T Jim Dombrowski in 1985 and G Mark Dixon in 1993) as a senior in 2004. That season, he won the Jacobs Blocking Trophy as the ACC's top blocker in voting by the league's head coaches for the second consecutive season. Brown started 39 games in his career and did not allow a sack during his senior season.



Mark Dixon

2004 - AP, UPI, FN, WCF, FWAA, CPFN, SN

Mark Dixon earned consensus All-America honors at guard in 1993 as Virginia finished with a 7-5 record and played in the 1994 Carquest Bowl. He was also named a first-team All-Atlantic Coast Conference selection in 1993 and received the Jacobs Blocking Trophy as the ACC's best blocker. Dixon was named the ACC Offensive Lineman of the Week as a senior following his performance in Virginia's win over Georgia Tech.



Jim Dombrowski

1985 - AP, CPFN, FN, FWAA, K, SN, UPI

In 1985 Jim Dombrowski became UVA's first-ever unanimous All-American. In addition, the tackle became only the fifth Cavalier gridded to have his number (73) retired. The two-time winner of the Jacobs Blocking Trophy (recognizing the ACC's best blocker) helped lead UVA to three straight winning seasons and a 27-24 victory over Purdue in the 1984 Peach Bowl.



Bill Dudley

1941 - AP, UPI, INS, COL

As a 19-year-old senior in 1941, "Bullet" Bill Dudley led Virginia to a sparkling 8-1 record and had a hand in 206 of the 279 points that the Cavaliers scored. He led the nation that year in points scored (134) and finished second nationally in total offense (1,824 yards). A member of the National Football Foundation's College Football Hall of Fame and the Pro Football Hall of Fame, Dudley became the first Cavalier to have his number (35) retired. He finished fifth in the 1941 Heisman balloting.



Percy Ellsworth

1995 – FN, AAFF

Percy Ellsworth became the first UVA defensive back to receive first-team All-America honors, earning that distinction in 1995. He tied for the team lead in interceptions (six) and pass break-ups (12) in 1995 while leading UVA's defensive backs with 68 total tackles. Ellsworth finished his Cavalier career with 10 interceptions, tying for 12th-most in UVA history. He helped the team to back-to-back nine-win seasons as a junior and senior, a share of the 1995 ACC championship and two bowl victories.



D'Brickshaw Ferguson

2005 – AP

D'Brickshaw Ferguson finished his Virginia career as the most decorated offensive lineman in school history. He was named a first-team All-American as a senior in 2005 and was an all-ACC pick as both a junior and senior. He started all 49 games in which he played, the most by an offensive lineman in school history. His 49 career starts are the second-most starts by an offensive lineman in ACC history and a figure topped by only 13 O-linemen in FBS history at the time his career ended.



Anthony Harris

2013 – SI

Anthony Harris received first-team All-America honors following one of the best seasons ever by a UVA defensive back. He led the nation with eight interceptions in 2013, tying for the second-best season in UVA history. The first-team All-ACC honoree set a UVA record in 2013 with at least one interception in five consecutive games (six total during the span). He finished his career tied for No. 10 all-time at UVA with 11 interceptions.



Micah Kiser

2017 – SN

Micah Kiser earned first-team All-America honors in 2017 after becoming the second player in ACC history to lead the league in tackles in three consecutive seasons. With a 3.42 GPA, he won the prestigious 2017 Campbell Trophy, which has been dubbed the "Academic Heisman," after posting the second-best tackle season in UVA history with 145 stops as a senior. Finished his career with 411 career tackles, which ranks No. 5 all-time at UVA. He recorded 21 career double-digit tackle games over his 37 career starts. A two-time All-American, he helped return UVA to postseason play as a senior in the Military Bowl.



Thomas Jones

1999 – AP, FN, FWAA, WCFF, SN, CPFN, CBS, FD, CFD


Thomas Jones was a consensus first-team All-American in 1999. He became the ACC's first consensus All-America running back since 1978 and just the third in league history. He was UVA's first consensus All-America offensive back since Bill Dudley in 1941 and the eighth consensus All-American in school history. Jones finished eighth in balloting for the Heisman Trophy. He established ACC and UVA records with 1,798 yards rushing and 2,054 all-purpose yards as a senior. Jones ranked third in the nation in rushing (163.5 ypg) and all-purpose yards (186.7 ypg), while his four 200-yard rushing games led the nation.



Patrick Kerney

1998 – FN, FWAA

A first-team All-ACC selection, Kerney finished second in balloting for the 1998 ACC Defensive Player of the Year by one vote to fellow Cavalier All-American Anthony Poindexter. Kerney was one of five finalists for the Bronko Nagurski Award. He became the first Cavalier defensive end to earn first-team All-America honors since Chris Slade in 1992. Kerney led the ACC and ranked second in the nation in quarterback sacks in 1998 with 15. He finished second in the conference and 10th nationally with 21 tackles for loss.



Noel LaMontagne

1999 – SN

Noel LaMontagne was recognized as a first-team All-American in 1999 and earned first-team All-ACC honors for the second consecutive year that season. He and center John St. Clair became the first two UVA offensive linemen to win first-team All-America distinction in the same season. A 1999 tri-captain, LaMontagne also won the Jim Tatum Award, given annually to the top student-athlete among the ACC's senior football players. He helped open holes all season long for consensus All-America tailback Thomas Jones, who rushed for an ACC-record 1,798 yards.



Chris Long

2007 – AP, AFCA, SN, WCFF, FWAA, CBS, RIV, AAFF

In 2007 defensive end Chris Long became just the third unanimous All-American in Virginia history and the 11th player to receive consensus All-America status. He was named the ACC's Defensive Player of the Year and won the Ted Hendricks Award as the nation's outstanding defensive end. He was also a finalist for the Nagorski Trophy, Lombardi Award and the Lott Trophy. He finished third in the nation with 14 sacks and finished 10th in the voting for the Heisman Trophy.





Eugene "Buck" Mayer

1915 - INS


Eugene "Buck" Mayer became the first player from a Southern school to earn first-team All-America honors, gaining that distinction in 1915. In one of his best individual performances, he scored five touchdowns in a 7-0 win over Richmond in 1915. The Cavaliers went on to post an 8-1 record that year, losing only to Harvard. Mayer captained UVA's 1914 squad and helped lead Virginia to a four-year record of 39-6 record from 1912-15. During his career, he scored 46 touchdowns and 293 points, records that stood for more than 80 years.



John Papit

1949 - NEA

John Papit earned All-America honors in 1949. He was a rare fullback who had the speed and shiftiness to go all the way anytime he carried the ball. As a member of the 1947-50 teams, he was always the leading rusher. His best game was a 224-yard effort against Washington & Lee in 1948, which still stands as UVA's single-game rushing record. In 1949, he rushed for 1,214 yards which was Virginia's single-season rushing record until broken by Barry Word (1,224) in 1985. He is Virginia's fourth all-time leading rusher with 537 carries for 3,238 yards.



Heath Miller

2004 - AFCA, AP, WCFF, FWAA, SN

Heath Miller rewrote the UVA and ACC record books during a stellar three-year career with 144 passes for 1,703 yards and 20 touchdowns, all records for a tight end. He capped his UVA career in 2004 by winning the Mackey Award as the nation's top tight end, becoming Virginia's first major award winner since 1941. He became the second unanimous All-American in school history (Jim Dombrowski, 1985). The first unanimous All-American tight end in ACC history, he became the first UVA tight end to earn first-team All-ACC recognition twice.



Anthony Poindexter

1997 - SN

1998 - FWAA, AP, SN, CPFN

Anthony Poindexter earned first-team All-America honors as a defensive back in 1997 and 1998, just the second two-time first-team All-American in UVA history. The 1998 ACC Defensive Player of the Year, Poindexter became only the third player in school history to earn first-team All-Conference honors three times. The two-time team captain led UVA in a number of statistical categories, including tackles (73, 10.4 per game), interceptions (3), fumbles recovered (2) and fumbles caused (2). His three quarterback sacks in 1998 marked the most ever by a Cavalier defensive back. He finished his career ranked seventh in school history with 342 tackles.



Herman Moore

1990 - AP, UPI, SN, FN, FWAA

Herman Moore, half of UVA's highly-touted "Moore to Moore" pass-catch combination, was named a first-team All-American in 1990. Moore also was a unanimous first-team All-ACC selection in 1990 and finished sixth that season in the Heisman Trophy balloting. While at Virginia, he became the all-time ACC leader for most receiving yards in a season with 1,190 in 1990. He finished his career as the NCAA record-holder for most consecutive games in a season with a touchdown reception (nine in 1990) and most yards per catch in a career (22.0 average). Moore established UVA career records for most touchdown receptions (27) and most receiving yards (2,504).



Joe Reed

2019 - WCFF, FWAA, CBS, PS

Joe Reed earned first-team All-America honors in 2019 after leading the nation with an average of 33.2 yards per kick return while winning the Jet Award as the nation's top returner. He smashed the UVA career return yardage record with 3,042 yards, making him only the 10th player in FBS history to accumulate 3,000+ career kick return yards. Reed graduates from Virginia with a career kick return average of 28.7 yards per return, making him the first player in FBS history with at least 2,700+ career return yards and a career kick return average of 28+ yards per return. Reed also graduated tied for No. 9 all-time at UVA with 129 career receptions.



Shawn Moore

1990 - AFCA, FWAA

Shawn Moore quarterbacked UVA to two New Year's Day Bowl appearances and a share of the school's first-ever ACC championship. Virginia's all-time passing and total offense leader set over 30 combined NCAA, conference and school records. Moore became the first ACC quarterback to lead the nation in passing efficiency (160.7) in 1990 while completing 144 of 241 passes for 2,262 yards and 21 touchdowns. Moore finished fourth in balloting for the 1990 Heisman Trophy, capturing more votes than any other player in ACC history at that time and was the ACC Player of the Year.



Ray Roberts

1991 - SHNS, K


Ray Roberts started on three bowl teams and an ACC championship team at UVA. He culminated his outstanding Cavalier career as a senior in 1991, gaining first-team All-America status. Roberts was a first-team all-ACC selection and received the Jacobs Blocking Trophy as the ACC's best blocker in each of his last two seasons. In 1990, the team captain blocked for an offense that scored a then ACC-record 442 points.



Joe Palumbo

1951 - AP, NEA

Joe Palumbo is considered the best defensive guard in Cavalier football history. During his three varsity seasons (1949-51), Virginia posted a 23-5 mark and recorded seven shutouts. Palumbo captained head coach Art Guepe's 1951 squad and was a first-team All-America selection that season. In 1951, He is one of six Cavaliers to have his number (48) retired. Palumbo was inducted into the National Football Foundation and College Football Hall of Fame in August of 1999.



Ray Savage

1989 - K


Ray Savage earned All-America honors at defensive end/outside linebacker in 1989 as a member of one of the most successful teams in Cavalier football history. Led by Savage's brilliant defensive play, the 1989 Cavaliers rolled up a school-record 10 victories, earned a share of Virginia's first-ever ACC championship and met Illinois in the 1990 Florida Citrus Bowl. Savage finished the 1989 season with 91 tackles, including 49 solo stops and one quarterback sack. He finished his outstanding career ranked fourth among UVA's all-time leading tacklers with 302 total stops.



Tom Scott

1952 - AP, NEA

Tom Scott was UVA's first two-sport All-American (in football and lacrosse). He was a stand-out two-way end on the Cavalier football team, leading UVA to a superb three-year record of 24-5 from 1950-52. Virginia finished the 1951 season with an 8-1 record and ranked 13th nationally in The Associated Press' final Top-20 poll. As a senior in 1952, Scott helped lead Virginia to an 8-2 record and was selected an All-American. He also was a member of Virginia's National Champion lacrosse team in 1952 and was an All-America defenseman in 1953.



Chris Slade

1992 - AP, UPI, FN, SN, FWAA, WCFF

1991 - CPFN

Chris Slade was the first UVA player to earn first-team All-America honors for two seasons (1991 and 1992). He set Virginia and ACC career records for quarterback sacks with 40, including 31 unassisted. A team captain in 1992, Slade was named Defensive Player of the Year in 1992 by *Football News* and was a first-team All-America selection in both 1991 and 1992. Slade was named Defensive MVP of the 1990 Florida Citrus Bowl after posting a game-high 11 tackles. Slade finished fifth on UVA's list for career tackles with 299.



John St. Clair

1999 - CNNSI, CFN

John St. Clair became the first center in school history to win first-team All-America distinction in 1999. He and OG/T Noel LaMontagne are the first two UVA offensive linemen to win first-team All-America honors in the same season. St. Clair also received the 1999 Jacobs Blocking Trophy as the best blocker in the ACC. His play was instrumental in clearing the way for consensus All-America tailback Thomas Jones, who rushed for an ACC-record 1,798 yards. St. Clair also started at center in 1998, helping UVA lead the ACC in rushing offense (213.1 yards per game).





All-Time Virginia All-Americans

1915 Allen Thurman, G	Charles Parker-3WCFF-1, CBS-1, CFN-1, ESPN-1, CNN-1
1915 Eugene Mayer, B	MNK-1, PD-1, Newark Star-1 St. Louis Times-1	2007 Chris Long, DE.....AP-1, FW-1, TSN-1, AFCA-1, WCFF-1 CBS-1, CFN-1, RIV-1, ESPN-1
1916 Allen Thurman, G	Charles Parker-3	2007 Branden Albert, G AP-3
1940 Bill Dudley, B	AP-3	2008 Eugene Monroe, T AP-2, WCFF-2, RIV-2, TSN-2, CFN-3
1941 Bill Dudley, B	AP-1, ALP-1, FBD-1, WIL-1, UPI-1, GR-1 NYS-1, BC-1, NW-1, INS-2, NEA-2, CP-2, BST-3	2011 Chase Minnifield, CB CBS-2, YHO-3
1944 Henry Walker, E	AP-2, BST-2, FBD-3	2011 Austin Pasztor, T AP-2
1945 Henry Walker, E	AP-3, FBD-3	2013 Anthony Harris, SS SI-1, WCFF-2
1949 John Papit, RB	NEA-1	2015 Quin Blanding, FS USA-2
1951 Joe Palumbo, MG	AP-1, NEA-1	2016 Quin Blanding, FS SN-2, SI-2
1952 Tom Scott, E	AP-1, NEA-1	2016 Micah Kiser, ILB FWAA-2
1957 Jim Bakhtiar, RB	FW-1, NYN-1	2017 Quin Blanding, FS CFN -1, WCFF-2, FWAA-2, SN-2 USA-2, AP-2
1978 Russ Henderson, P	FN-3	2017 Micah Kiser, ILB SN-1, WCFF-2, FWAA-2, SN-2, CBS-2 USA-2, AP-3
1984 Lester Lyles, S	AP-3	2018 Bryce Hall, CB WCFF-2, FWAA-2, CFN-HM
1984 Jim Dombrowski, T	TSN-2	2018 Juan Thornhill, SS CFN-HM
1985 Jim Dombrowski, T	AP-1, UPI-1, FN-1, FW-1, CPFW-1 TSN-1, WCFF-1, AFC-1	2019 Joe Reed, KR WCFF-1, FWAA-1, CBS-1, PS-1, SI-2, USA-2
1989 Roy Brown, G	AP-2	
1989 Ray Savage, LB	KDK-1, CPFW-2	
1990 Herman Moore, WR	AP-1, UPI-1, SN-1, FN-1, FW-1	
1990 Shawn Moore, QB	AFCA-1, FW-1, AP-2, UPI-2, TSN-2	
1991 Ray Roberts, T	SH-1, AFCA-1, AP-2, CPFW-2, FN-2, UPI-2	
1991 Chris Slade, LB	CPFW-1, FN-2, AP-3	
1992 Chris Slade, DE	AP-1, UPI-1, FN-1, TSN-1, FW-1, WCFF-1, CPFW-2	
1993 Mark Dixon, G	AP-1, UPI-1, FN-1, WCFF-1, FW-1, CPFW-1, TSN-1	
1994 Ronde Barber, CB	AP-3	
1995 Percy Ellsworth, S	FN-1, AP-1	
1995 Will Brice, P	FW-1, TSN-2	
1995 Ronde Barber, CB	CSM-3	
1995 Tiki Barber, RB	CSM-3	
1995 Rafael Garcia, PK	CSM-3	
1996 Rafael Garcia, PK	AP-2, TSN-2	
1996 Ronde Barber, CB	FN-2, TSN-3	
1996 Anthony Poindexter, S	TSN-2	
1996 Tiki Barber, RB	FN-3	
1996 Jamie Sharper, LB	FN-3	
1997 Anthony Poindexter, S	TSN-1, AP-3	
1998 Anthony Poindexter, S	AP-1, TSN-1, FW-1, FBD-1, FN-2	
1998 Patrick Kerney, DE	FW-1, FN-1, FBD-1, AP-2, TSN-2	
1998 Wali Rainer, LB	FN-2	
1999 Thomas Jones, RB	FW-1, CBS-1, FBD-1, FN-1, WCFF-1 TSN-1	
1999 John St. Clair, C	CFBD-1, CNN-1, FN-2	
1999 Noel LaMontagne, G	TSN-1	
2001 Billy McMullen, WR	FN-3	
2003 Heath Miller, TE	CFBN-3	
2003 Connor Hughes, PK	CNN-3	
2004 Elton Brown, G	AP-1, WC-1, TSN-1, FC-1, ESPN-1, CNNSI-1	
2004 Heath Miller, TE	AP-1, FW-1, WCFF-1, TSN-1, FC-1 CFN-1, CNNSI-1, CBS-1, ESPN-1	
2004 Ahmad Brooks, LB	TSN-1, AP-2	
2005 D'Brickashaw Ferguson, T	AP-1, FW-1, TSN-1, AFCA-1	

ACADEMIC HONORS

National Football Foundation Scholar-Athletes

In 1959, The National Football Foundation unveiled its National Scholar-Athlete program. The Foundation's National Scholar-Athlete Awards program consists of graduate fellowships that are awarded on an annual basis to a select group of college football players in their senior year of eligibility who have demonstrated outstanding academic success, exemplary community leadership and superior football performance. Every fall, The National Football Foundation's Awards Committee selects approximately 15 scholar-athletes from across the country for these prestigious fellowships that can be used for postgraduate studies.

- 1962 – Gary Cuozzo
- 1993 – Tom Burns
- 1996 – Tiki Barber
- 1997 – Stephen Phelan
- 2017 – Micah Kiser
- 2019 – Jordan Mack

The William V. Campbell Trophy

Named in the honor of William V. Campbell, a business executive and former player, captain and head coach at Columbia University, the trophy has become the most prestigious and desirable “academic” award in college football. The trophy, often referred to as the “Academic Heisman,” recognizes an individual as the absolute best in the country for his academic success, football performance and exemplary community leadership. UVA is one of five schools with multiple Campbell Trophy winners, joining Florida (3), Ohio State (2), Tennessee (2) and Texas (2).

- 1993 – Tom Burns
- 2017 – Micah Kiser

AFCA Academic Achievement Award

The Academic Achievement Award has been presented annually since 1981. The award recognizes a Football Bowl Subdivision school with the highest graduation rate among members of its football team. Virginia has earned the award three times (1985, 1986 and 2017). Schools with a 75 percent graduation rate are accorded an honorable mention listing. Virginia has earned that distinction 27 times.

Rhodes Scholar Athletes

Between 1913 and 1932 eight Virginia football players received the prestigious Rhodes Scholarship.

- 1913 – John Ray
- 1914 – Robert Gooch
- 1916 – George Anderson
- 1917 – Arthur Kinsolving
- 1922 – Eldridge Campbell
- 1925 – Coleman Walker
- 1926 – Walter Brown
- 1932 – Fenton Gentry



A three-year starter at linebacker, Micah Kiser majored in foreign affairs and earned first-team All-America honors in 2017, second-team All-America honors in 2016 and was a second-team Academic All-American in 2016. He was the Campbell Trophy recipient—the “Academic Heisman”—in 2017. Kiser is just the second player in ACC history to lead the league in tackles three years in a row, joining Boston College’s Luke Kuechly (2009-11).




As the 2017 Campbell Trophy winner, linebacker Micah Kiser was interviewed by ESPN's Tom Rinaldi at the 2017 ESPN Home Dept College Football Awards show in Atlanta, Ga., inside the College Football Hall of Fame.

CoSIDA Academic All-Americans


Academic All-American are selected by the College Sports Information Directors Association (CoSIDA). To be considered, a student-athlete must have a cumulative grade point average of 3.2, be at least a sophomore academically and be a starter or significant reserve.

Year – Player	Team
1966 – Don Parker, DT	2nd team
1972 – Tom Kennedy, OG	1st Team
1975 – Bob Meade, DT	1st Team
1979 – Pat Chester, DB	2nd Team
1982 – Ed Reynolds, DL	2nd Team
1992 – Tom Burns, LB	1st Team
1993 – Tom Burns, LB	1st Team
1995 – Tiki Barber, RB	1st Team
1996 – Tiki Barber, RB	1st Team
1997 – Stephen Phelan, DB	1st Team
2016 – Micah Kiser, ILB	2nd Team
2017 – Kurt Benkert, QB	2nd Team

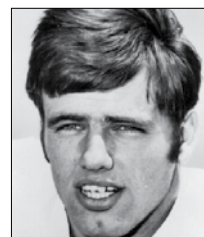
FIRST-TEAM ACADEMIC ALL-AMERICANS




Tiki Barber




Tom Burns



Tom Kennedy



Bob Meade



Stephen Phelan

ALL-ACC ACADEMIC

Virginia has produced 240 Academic All-ACC selections and 12 Academic All-Americans since 1954. Those Cavaliers who have earned both first-team All-ACC honors and made the All-ACC Academic team in the same season are listed in bold.

1954
Jim St. Clair, G

1955
Jim Bakhtiar, FB
John Corson, G

1956
John Corson, G
Henry Jordan, T

1957
Frank Call, G

1959
Bill Kanto, T

1960
Joe Kehoe, E

1961
Bill Kanto, T

1962
Gary Cuozzo, QB

1963
Bob Kowalkowski, T
Turnley Todd, C

1964
Tom Hodges, QB
Jim Winget, G

1965
Tom Hodges, QB
Don Parker, E

1966
Fred Jones, C
Don Parker, E
Kenny Poates, WR

1967
Al Sinesky, E

1968
Al Sinesky, E
Tommy Thomas, G

1969
Gary Helman, FB
Ed Kihm, E
Gary Saft, T
Andy Selfridge, T
Al Sinesky, E

1970
Robbie Gustafson, S
Ed Kihm, E
Abby Sallenger, T
Jim Shannon, G
Mike Sutt, HB

1971
Bob Burkley, T
Bill Davis, E
Gary Helman, FB
Tom Kennedy, G
Billy League, S
Billy Maxwell, K
Andy Selfridge, DT

1972
George Allen, QB
Chuck Belic, SB
Tom Kennedy, G
Steve Shawley, G
Dave Sullivan, WR

1974
Dick Ambrose, LB
Eric Dahlgren, DB
Jim Grobe, LB
Doug Jones, DB
Rich Switalski, C

1975
Don Flow, RB
Ken Fulp, C
Tom Glassic, G
Dennis Kuczynski, G
Bob Meade, DT
Rich Switalski, C

1976
Billy Copeland, RB
Ken Fulp, T
Dennis Kuczynski, G
Sam Prabe, LB
David Sloan, RB

1977
Hans Bauman, T
John Choma, T
Ken Fulp, C
Eddie Smith, G
Jim Theiling, SE
Al Windle, DE

1978
Caesar Alvarez, DT
Tim Moon, TE
Ken Newsome, LB
Steve Potter, DE
Joe Roseborough, DB
Drew Schuett, DB
Jim Theiling, SP

1979
Pat Chester, DB
Tim Moon, TE
Ken Newsome, LB
Kurt Pierce, G

1980
Pat Chester, DB
Todd Kirtley, QB
Mark LaNeve, LB
Sean McCall, DB
Brian Musselman, C

1981
Frank Bizousky, T/C
Jerry Glover, C
Todd Kirtley, QB
Bert Krupp, LB*
Mark Sanford, FB

1982
Pat Chester, DB*
Mike Eck, QB
Chris McMahon, DE
Nick Merrick, SE
Ed Reynolds, DE
Quentin Walker, WB
Ed Zelle, G

1983
David Bond, NG
Bryan Hitchcock, T
Chris McMahon, C
Quentin Walker, F

1984
David Bond, NG
Jim Dombrowski, T
Chris McMahon, DE
Nick Merrick, SE
Steve Morse, FB
Paul Szymanski, G
Scott Urch, NG

1985
Jim Dombrowski, T
Vincent Toye, FB

1986
David Cardenas, CB*
Scott Urch, T

1987
Roy Brown, G
David Cardenas, DB
Joel Dempsey, TE/P
Chris Kite, DB

1988
Jeff Allen, TE
Kevin Cook, DB
Tim Finkelston, WR
Mark Inderlied, PK

1989
Roy Brown, G
Ron Carey, NG
Kevin Cook, DB
Tim Finkelston, WR
Ed Garno, P

1990
Derek Dooley, WR
Ed Garno, P
Joe Hall, DT
Buddy Omohundro, DB
Ray Roberts, T

1991
Matt Blundin, QB
Ed Garno, P
Tyrone Lewis, DB
Buddy Omohundro, DB
Tim Samec, C
Gary Steele, FB

1992
Tom Burns, LB
Charles Keiningham, G
Terry Kirby, TB

1993
Tom Burns, LB*
Mike Frederick, DE
Kyle Kirkeide, PK
Jim Reid, T
Charles Way, FB

1994
Mike Frederick, DE
Chris Harrison, T
Patrick Jeffers, WR
Charles Way, FB

1995
Jason Augustino, T
Tiki Barber, TB
Jon Harris, DE
Chris Harrison, T
Patrick Jeffers, WR
Jamie Sharper, LB

1996
Tiki Barber, TB
Ronde Barber, DB
Jon Harris, DE
Tom Locklin, C
Bryan Owen, WR
Stephen Phelan, DB
Jamie Sharper, LB
Tim Sherman, QB
Todd White, DT

1997
Stephen Phelan, DB*
Anthony Poindexter, DB
Frank Rotella, P

1998
Casey Crawford, TE
Patrick Kerney, DE
Noel LaMontagne, G
Dwayne Stukes, DB

1999
Dan Ellis, QB
Noel LaMontagne, G/T*
Dwayne Stukes, DB

2000
Evan Routzahn, G
Ljubomir Stamenich, DE

2001
Rashad Roberson, CB
Evan Routzahn, G
Ljubomir Stamenich, DE

2002
Sbernard Newby, S
Matt Schaub, QB

2003
Chris Canty, DE
Ryan Childress, LS
Marcus Hamilton, CB
Connor Hughes, PK
Ryan Sawyer, WR
Matt Schaub, QB

2004
Marcus Hamilton, CB
Jermaine Hardy, S
Connor Hughes, PK
Heath Miller, TE
Brennan Schmidt, DE
Zac Yarbrough, C

2005
Mark Miller, LB
Kurt Smith, PK
Marcus Hamilton, CB
Tom Santi, TE

2006
Tom Santi, TE

2007
Staton Jobe, WR
Tom Santi, TE*

2008
Andrew Devlin, TE

2009
Patrick Slebonick, OL

2010
Robert Randolph, PK

2011
Robert Randolph, PK

2012
Sean Cascarano, OG
Henry Coley, LB
Jake Snyder, DE

2013
Henry Coley, LB
Jake Snyder, DE
Alec Vozenilek, P/PK
Rijo Walker, SS

2014
Wilfred Wahee, FS
Connor Wingo-Reeves, FB

2015
Nicholas Conte, P
Ian Frye, PK
Matt Johns, QB
Micah Kiser, LB
Wilfred Wahee, FS
Jay Whitmire, OT

2016
Nicholas Conte, P
Micah Kiser, LB
Jack McDonald, OG

2017
Evan Butts, TE
Lester Coleman, P
Jack English, OT
Micah Kiser, LB
Jordan Mack, LB
Dillon Reinkensmeyer, C

2018
Marcus Applefield, OT
Evan Butts, TE
Lester Coleman, P
Jordan Mack, LB
Joe Reed, WR
Dillon Reinkensmeyer, C

2019
Joey Blount, S
Tanner Cowley, TE
Nash Griffin, P
Eli Hanback, DE
Bobby Haskins, OT
Terrell Jana, WR
Jordan Mack, ILB*
Bryce Perkins, QB
Joe Reed, WR/KR
Dillon Reinkensmeyer, OT

2020
D'Angelo Amos
Joey Blount
Brian Delaney
Nash Griffin
Nick Jackson
Terrell Jana

* - Scholar Athlete of the Year



UVA HALL OF FAME INDUCTEES

College Football Hall-of-Famers


Bill Dudley, halfback, inducted in 1956
 Earle "Greasy" Neale, head coach, inducted in 1967
 Tom Scott, defensive end, inducted in 1979
 Frank Murray, head coach, inducted in 1983
 Joe Palumbo, middle guard, inducted in 1999
 George Welsh, head coach, inducted in 2004
 Jim Dombrowski, offensive tackle, inducted in 2008
 Anthony Poindexter, safety, induction is Dec. 2020




Bill Dudley




Earle "Greasy" Neale



Tom Scott



Joe Palumbo



Frank Murray



George Welsh



Jim Dombrowski



Anthony Poindexter

Virginia's Capital One Academic All-America Hall-of-Famers

Tiki Barber, tailback, inducted June 9, 2014

Virginia's NFL Hall-of-Famers

Bill Dudley, halfback, inducted Dec. 6, 1966
 Earle "Greasy" Neale, head coach, inducted Sept. 13, 1969
 Henry Jordan, defensive tackle, inducted July 29, 1995

HENRY JORDAN



Henry Jordan was a three-sport athlete at Virginia (football, wrestling and track & field). Selected by the Cleveland Browns in the fifth round of the 1957 NFL Draft, Jordan was traded to the Green Bay Packers in 1959. He spent the next 11 years with the Packers, playing at right defensive tackle on some of the greatest teams in pro football history. Jordan's arrival in Green Bay coincided with that of legendary coach Vince Lombardi, who led the Packers to five NFL titles. Jordan was named All-NFL in five consecutive seasons (1960-1964) and in 1967. A four-time Pro-Bowl selection, he was named Most Valuable Lineman in the 1962 Pro Bowl. Jordan died of a heart attack in 1977 at age 42. He was posthumously inducted into the NFL Hall of Fame on July 29, 1995, in Canton, Ohio.



Anthony Poindexter will be inducted into the College Football Hall of Fame December 2020.

CAVALIERS IN POSTSEASON ALL-STAR GAMES

All-American Classic

(Washington, D.C.)

- 1993 Bobby Goodman, QB
- Tim Samec, C

American Bowl

(Tampa, Fla.)

- 1972 Andy Selfridge, LB

Blue-Gray All-Star Football Classic

(Montgomery, Ala.)

- 1945 Charlie Ellis, QB
- 1947 Robert Weir, E
- George Grimes, RB/DB
- 1948 Stuart Barbour, T
- Joe McCary, RB/DB
- 1950 Gene Schroeder, E
- 1951 Bob Miller, T
- Joe Palumbo, DL
- 1952 Charlie Harding, RB/DB
- Bill Chisolm, E
- 1958 Sonny Randle, WR
- 1962 Gary Cuzzo, QB
- 1963 Turnley Todd, OL
- 1972 Dave Sullivan, WR
- 1973 Harrison Davis, WR
- Paul Ryczek, C
- 1975 Scott Gardner, QB
- 1978 Russ Henderson, P
- 1979 Ted Marchibroda, WR
- Mike Newhall, TE
- Steve Potter, LB

- 1980 Bryan Shumock, DB
- Quentin Murray, DE
- 1981 Stuart Anderson, DE
- 1985 Jim Huddleston, G
- 1986 Don Majkowski, QB
- Antonio Rice, RB
- 1988 Jeff Lageman, LB
- 1997 Doug Karczewski, T
- Stephen Phelan, DB
- Julius Williams, G/T
- 2001 Tyree Foreman, RB
- Chris Luzar, TE
- Monsanto Pope, DT
- Evan Rutzahn, G

College Gridiron Showcase

(Fort Worth, Texas)

- 2019 Marcus Applefield, OT
- 2021 D'Angelo Amos, S
- Shane Simpson, TB

East-West Shrine Football Classic

(San Francisco, Calif. - Orlando, Fla. - St. Petersburg, Fla.)

- 1942 Bill Dudley, B
- 1950 John Papit, B
- 1952 Tom Scott, E
- 1965 Tom Hodges, QB
- 1966 Bob Davis, QB
- Don Parker, E
- 1970 Dan Ryczek, C
- 1971 Randy Lestyk, DT
- 1980 Grant Hudson, DL

- 1981 Tom Vigorito, RB
- 1985 Bob Olderman, G
- 1989 John Ford, WR
- Jeff Lageman, LB
- 1992 Matt Blundin, QB
- 1993 Terry Kirby, TB
- 1994 Keith Lyle, DB
- Aaron Mundy, TE
- 1995 Charles Way, RB
- 1996 Mike Groh, QB
- Patrick Jeffers, WR
- 1999 Aaron Brooks, QB
- Wali Rainer, LB
- 2001 Byron Thweatt, LB
- 2002 Jeremese Jones, T
- Evan Rutzahn, G
- 2010 Nate Collins, DT
- 2012 Matt Conrath, DT
- Rodney McLeod, SS
- 2013 Steve Greer, LB
- 2016 David Dean, DT
- 2019 Jordan Ellis, TB
- Tim Harris, CB
- Chris Peace, LB
- 2020 Joe Reed, WR

Eastham Energy All-Star Game

(Tempe, Ariz.)

- 2011 Marc Verica, QB

Hula Bowl

(Honolulu, Hawaii)

- 1967 Don Parker, E
- 1979 Russ Henderson, P
- 1981 Brian Musselman, C/G
- 1986 Jim Dombrowski, T
- Harold Garren, C
- 1989 John Ford, WR
- 1990 Ray Savage, DE/OLB
- 1991 Shawn Moore, QB
- Trevor Ryals, C
- Bruce McGonnigal, TE
- 1992 Matt Blundin, QB
- Donald Reynolds, DT
- Ray Roberts, T
- 1993 Terry Kirby, TB
- 1994 Aaron Mundy, TE
- 1996 Patrick Jeffers, WR
- 1998 Doug Karczewski, T
- 2003 Merrill Robertson, LB
- 2006 Brian Barthelmes, T
- 2008 Ian-Yates Cunningham, G

IntaJuice North South All Star Classic

(Houston, Texas)

- 2007 Christian Olsen, QB

Japan Bowl

(Tokyo, Japan)

- 1985 Lester Lyles, DB
- 1991 Shawn Moore, QB
- Tony Covington, DB
- Bruce McGonnigal, TE



Before playing in two Super Bowls and winning Super Bowl XLIX with the New England Patriots, Danny Aiken played in the 2011 Senior Bowl.



Morgan Moses played in the 2014 Senior Bowl before being selected in the third round of the 2014 NFL Draft by the Washington Redskins.

Las Vegas All-American Classic

(Las Vegas, Nev.)
2005 Marquis Weeks, S

Medal of Honor Bowl

(Charleston, S.C.)
2014 Luke Bowanko, C
2015 Kevin Parks, RB

National All-Stars Football Classic

(Orlando, Fla.)
1997 Mike Kelly, T

NFL Players Association Collegiate Bowl

(San Antonio, Texas - Carson, Calif.)
2010 Keith Payne, RB
2016 Canaan Severin, WR
2017 Taquan Mizzell, RB

North-South All-Star Shrine Game

(Miami, Fla.)
1966 Ed Carrington, E
George Stetter, DB

Raycom College Football All-Star Classic

(Montgomery, Ala.)
2013 Perry Jones, RB

Rotary Gridiron Classic (Orlando, Fla.)

1999 Antonio Dingle, DT
2000 Johnny Shivers, DT
Shannon Taylor, LB
2002 Josh Lawson, G
Antwoine Womack, RB
2003 Jerton Evans, S

Senior Bowl (Mobile, Ala.)

1963 Gary Cuozzo, QB
1964 Turnley Todd, C
1966 Bob Kowalkowski, G
1967 Ed Carrington, E
1973 Dave Sullivan, WR
1976 Scott Gardner, QB
Tom Glassic, OL
1985 Ron Mattes, DT
1986 Jim Dombrowski, T
Barry Word, RB
1989 David Griggs, LB
1991 Derek Dooley, WR
1992 Ray Roberts, T
1993 Chris Slade, DE
David Ware, T
1994 Mark Dixon, G
1995 Tyrone Davis, WR
Mike Frederick, DE
1997 Tiki Barber, RB
James Farrior, LB
Jamie Sharper, LB
1998 Germane Crowell, WR
1999 Antonio Dingle, DT
2000 John St. Clair, C
2003 Angelo Crowell, LB
2004 Matt Schaub, QB
2006 D'Brickashaw Ferguson, T
2009 Cedric Peerman, RB
John Phillips, TE
Clint Sintim, LB
2010 Chris Cook, CB
Rashawn Jackson, FB

2011 Danny Aiken, LS
Ras-I Dowling, CB
2012 Cam Johnson, DE
Chase Minnifield, CB
2013 Oday Aboushi, T
2014 Morgan Moses, T
Brent Urban, DT
2015 Anthony Harris, SS
2016 Maurice Canady, CB
2017 Eric Smith, T
2018 Kurt Benkert, QB
Quin Blanding, FS
Andrew Brown, DE
Micah Kiser, ILB
2019 Juan Thornhill, SS
2021 Tony Poljan, TE
Charles Snowden, OLB

Texas vs. The Nation (El Paso, Texas)

2007 Keenan Carter, NT
Marcus Hamilton, CB
2008 Chris Gould, PK
2009 Antonio Appleby, LB
2010 Will Barker, OL

Tropical Bowl

(Daytona Beach, Fla.)
2016 Demetrious Nicholson, CB
2017 Albert Reid, RB

U.S. Bowl

(Washington, D.C.)
1962 Ron Gassert, T

VIRGINIA BOWL GAME HISTORY

UVA All-Time Bowl Results

Virginia's All-Time Bowl Record: 8-13

Date	Bowl	Result
Dec. 31, 1984	Peach	Virginia 27, Purdue 24
Dec. 22, 1987	All-American	Virginia 22, BYU 16
Jan. 1, 1990	Florida Citrus	Illinois 31, Virginia 21
Jan. 1, 1991	USF&G Sugar	Tennessee 23, Virginia 22
Dec. 29, 1991	Gator Bowl	Oklahoma 48, Virginia 14
Jan. 1, 1994	Carquest	Boston College 31, Virginia 13
Dec. 28, 1994	Independence	Virginia 20, TCU 10
Dec. 30, 1995	Peach	Virginia 34, Georgia 27
Dec. 27, 1996	Carquest	Miami 31, Virginia 21
Dec. 31, 1998	Chick-fil-A Peach	Georgia 35, Virginia 33
Dec. 30, 1999	Micronpc.com	Illinois 63, Virginia 21
Dec. 24, 2000	Jeep O'ahu	Georgia 37, Virginia 14
Dec. 28, 2002	Continental Tire	Virginia 48, West Virginia 22
Dec. 27, 2003	Continental Tire	Virginia 23, Pittsburgh 16
Dec. 27, 2004	MPC Computers	Fresno State 37, Virginia 34 (OT)
Dec. 30, 2005	Music City	Virginia 34, Minnesota 31
Jan. 1, 2008	Konica Minolta Gator	Texas Tech 31, Virginia 28
Dec. 31, 2011	Chick-fil-A	Auburn 43, Virginia 24
Dec. 28, 2017	Military	Navy 49, Virginia 7
Dec. 29, 2018	Belk	Virginia 28, South Carolina 0
Dec. 30, 2019	Capital One Orange	Florida 36, Virginia 28

Cavalier Bowl MVPs

Date	Bowl	Player
Dec. 31, 1984	Peach	Howard Petty, TB (Offense)
Dec. 31, 1984	Peach	Ray Daly, CB (Defense)
Dec. 22, 1987	All American	Scott Secules, QB
Dec. 29, 1991	Gator	Tyrone Lewis, S (Defense)
Dec. 28, 1994	Independence	Mike Groh, QB (Offense)
Dec. 28, 1994	Independence	Mike Frederick, DE (Defense)
Dec. 30, 1995	Peach	Tiki Barber, TB (Offense)
Dec. 30, 1995	Peach	Skeet Jones, LB (Defense)
Dec. 28, 2002	Continental Tire	Wali Lundy, TB
Dec. 27, 2003	Continental Tire	Matt Schaub, QB
Dec. 30, 2005	Music City	Marques Hagans, QB
Jan. 1, 2008	Gator	Chris Long, DE (Defense)
Dec. 29, 2018	Belk	Olamide Zaccheaus, HB



Bryce Perkins set a UVA bowl record with four passing touchdowns against No. 6 Florida in the 2019 Orange Bowl. He leaves UVA with a program bowl record seven career passing touchdowns. His 28 completions against the Gators is also a UVA bowl record.





UVA BOWL GAME INDIVIDUAL RECORDS

RUSHING

Attempts: 26, Jordan Ellis vs. South Carolina '18
Net Yards: 170, Mikell Simpson vs. Texas Tech '08
Touchdowns: 2, Wali Lundy vs. West Virginia '02, Wali Lundy vs. Minnesota '05
Longest Run: 96, Mikell Simpson vs. Texas Tech '08***

PASSING

Attempts: 41, Michael Rocco vs. Auburn '11
Completions: 28, Bryce Perkins vs. Florida '19
Completion Pct.: 78.1, Marques Hagans vs. Minnesota '05 (25 of 32)
Yards: 358, Marques Hagans vs. Minnesota '05
Had Intercepted: 2, on six occasions
Touchdowns: 4, Bryce Perkins vs. Florida '19
Longest Pass: 82, Mike Groh to Demetrius "Pete" Allen vs. Georgia '95

TOTAL OFFENSE

Plays: 54, Bryce Perkins vs. Florida '19
Net Yards: 384, Marques Hagans vs. Minnesota '05

RECEPTIONS

Receptions: 12, Olamide Zaccheaus vs. South Carolina '18
Yards: 161, Terrence Wilkins vs. Georgia '98
Touchdowns: 3, Olamide Zaccheaus vs. South Carolina '18
Long Play: 82, Demetrius "Pete" Allen from Mike Groh vs. Georgia '95

PUNT RETURNS

Number: 4, Ray Daly vs. Purdue, Terrence Wilkins vs. Georgia '98
Yards: 69, Marques Hagans vs. West Virginia '02
Longest Return: 69, Marques Hagans vs. West Virginia '02

***- second-longest run in bowl history

KICKOFF RETURNS

Number: 5, Jerrod Washington vs. Oklahoma '91
Olamide Zaccheaus at Navy '17
Yards: 135, Demetrius "Pete" Allen vs. Georgia '95
Longest Return: 98 (TD), Joe Reed at Navy '17

INTERCEPTIONS

Number: 2, Ray Daly vs. Purdue '84, Ronde Barber vs. Miami '96
Yards: 54, Juan Thornhill vs. South Carolina '18
Longest Return: 54, Juan Thornhill vs. South Carolina '18

PUNTS

Number: 7, Ed Garno vs. Oklahoma '91, Will Brice vs. Georgia '95,
Donnie Scott vs. Georgia '98
Average (Min. 3 Punts): 48.2, Nash Griffin vs. Florida '19 (6 punts)
Longest Punt: 70, Nash Griffin vs. Florida '19

SCORING

Points: 24, Wali Lundy vs. West Virginia '02
Points by Kicking: 12, Connor Hughes vs. West Virginia '02
Touchdowns: 4, Wali Lundy vs. West Virginia '02
PAT Attempts: 6, Connor Hughes vs. West Virginia '02
PAT Conversions: 6, Connor Hughes vs. West Virginia '02
FG Attempts: 4, Jake McInerney vs. Tennessee '91
Rafael Garcia vs. TCU '94
FG Made: 3, Jake McInerney vs. Tennessee '91, Connor Hughes vs. Pittsburgh '03
Longest FG: 44, Jake McInerney vs. Tennessee '91, Connor Hughes vs. Pittsburgh '03

DEFENSE

Tackles: 17, Randy Neal vs. Boston College '94
Tackles for Loss: 3, Jerton Evans vs. Georgia '00
Juan Thornhill at Navy '17
Sacks: 2, Jamie Sharper vs. Miami '96
Interceptions: 2, Ray Daly vs. Purdue '84, Ronde Barber vs. Miami '96
Passes Broken Up: 3, Marcus Hamilton vs. Minnesota '05
Fumbles Caused: 1, many times
Fumbles Recovered: 1, many times



Mikell Simpson's 96-yard rush against Texas Tech in the 2008 Gator Bowl is the second-longest rush in the history of college football bowl games. It is also the longest rush from scrimmage in UVA history.



CHRIS LONG

CAVALIERS IN THE PROS

Player (Pos.)—Last UVA Season
Oday Aoushi (OT)—2012

- New York Jets
- Houston Texans
- Seattle Seahawks
- Oakland Raiders
- Arizona Cardinals
- Detroit Lions**

- Mike Abrams (P)—2001
- Tampa Bay Buccaneers

- Danny Aiken (LS)—2010
- Buffalo Bills
- New England Patriots
- New York Giants

- Branden Albert (G)—2007
- Kansas City Chiefs
- Miami Dolphins
- Jacksonville Jaguars

- Demetrius Allen (WR)—1995
- Atlanta Falcons
- Calgary Stampeders (CFL)

- Dick Ambrose (LB)—1974
- Cleveland Browns

- Jeff Anderson (FB)—1968
- Washington Redskins

- Maurice Anderson (DT)—1999
- New England Patriots
- New York Jets
- Miami Dolphins

- Stuart Anderson (DE)—1981
- Kansas City Chiefs
- Washington Redskins
- Cleveland Browns

- Dennis Andrews (E)—1962
- Chicago Bears


- Antonio Appleby (LB)—2008
- New England Patriots
- Marcus Applefield (OL)—2018**
- Baltimore Ravens**

- Duane Ashman (DE)—1996
- Detroit Lions
- New Orleans Saints
- Denver Broncos
- Kansas City Chiefs

- Jason Augustino (T)—1995
- Chicago Bears

- Billy Baber (TE)—2000
- Kansas City Chiefs
- San Diego Chargers
- Tampa Bay Buccaneers
- Washington Redskins

- Jim Bakhtiar (RB)—1957
- Calgary Stampeders (CFL)
- Montreal Alouettes (CFL)



- George Baldwin (E)—1923
- Cleveland Bulldogs
- Brooklyn Horsemen (AFL)

- Tiki Barber (RB)—1996
- New York Giants

- Ronde Barber (CB)—1996
- Tampa Bay Buccaneers

- Will Barker (OL)—2009
- Dallas Cowboys
- Tampa Bay Buccaneers
- Miami Dolphins

- Brian Barthelmes (C)—2005
- New England Patriots

- Chuck Belic (WR)—1972
- Pittsburgh Steelers

- Kurt Benkert (QB)—2017**
- Atlanta Falcons**

- Darryl Blackstock (LB)—2004
- Arizona Cardinals
- Cincinnati Bengals
- Oakland Raiders

- Quin Blanding (S)—2017**
- Washington Redskins
- Carolina Panthers**

- Tony Blount (S)—1979
- New York Giants
- Atlanta Falcons
- Denver Gold (USFL)

- Matt Blundin (QB)—1991
- Kansas City Chiefs
- Chicago Bears
- Detroit Lions

- Joe Bock (C/DT)—1980
- Buffalo Bills
- New England Patriots
- St. Louis Cardinals
- Birmingham Stallions (USFL)
- Houston Gamblers (USFL)
- Toronto Argonauts (CFL)

- David Bond (NG)—1984
- New York Giants

- Luke Bowanko (C)—2013
- Jacksonville Jaguars
- Baltimore Ravens
- New England Patriots
- Washington Redskins
- Detroit Lions

- Rich Brand (DT)—1968
- Washington Redskins

- Will Brice (P)—1996
- St. Louis Rams
- New York Giants
- Green Bay Packers
- Cincinnati Bengals
- Philadelphia Eagles

Dejon Brissett (WR)—2019
Toronto Argonauts (CFL)

- Aaron Brooks (QB)—1998
- Green Bay Packers
- New Orleans Saints
- Oakland Raiders

- Ahmad Brooks (LB)—2005
- Cincinnati Bengals
- San Francisco 49ers
- Green Bay Packers


- Andrew Brown (DE)—2017**
- Cincinnati Bengals**

- Elton Brown (G)—2004
- Arizona Cardinals

- Roy Brown (G)—1989
- New York Giants

- Ross Burbank (C)—2015
- Oakland Raiders
- Seattle Seahawks
- Dallas Cowboys

- Kris Burd (WR)—2011
- New York Jets






Brad Butler (T)-2005
Buffalo Bills

Maurice Canady (CB)-2015
Baltimore Ravens
New York Jets

Dallas Cowboys

Chris Canty (DE)-2004
Dallas Cowboys
New York Giants
Baltimore Ravens



Ed Carrington (TE)-1966
Houston Oilers

Russ Carroccio (G)-1951
New York Giants
Philadelphia Eagles

Pat Chester (S)-1982
Dallas Cowboys
Washington Federals (USFL)

John Choma (DT)-1977
San Diego Chargers
San Francisco 49ers

Stu Christhilf (E)-1963
New York Jets

Charles Churchman (RB)-1919
Columbus Tigers

Kevin Coffey (WR)-2000
Carolina Panthers

Henry Coley (ILB)-2014
New Orleans Saints

Nate Collins (DT)-2009
New York Giants
Jacksonville Jaguars
Chicago Bears

Matt Conrath (DT) - 2011
St. Louis Rams
Pittsburgh Steelers

Chris Cook (DB)-2009
Minnesota Vikings
San Francisco 49ers

Kevin Cook (CB/S)-1989
Winnipeg Blue Bombers (CFL)

Jim Copeland (G/C)-1966
Cleveland Browns

Trent Corney (DE)-2015
Winnipeg Blue Bombers (CFL)

Tony Covington (CB)-1990
Tampa Bay Buccaneers
Seattle Seahawks

Casey Crawford (TE)-1999
Carolina Panthers
Tampa Bay Buccaneers

Angelo Crowell (LB)-2002
Buffalo Bills
Tampa Bay Buccaneers

Germane Crowell (WR)-1997
Detroit Lions
New Orleans Saints

Ian-Yates Cunningham (G)-2007
Kansas City Chiefs

Gary Cuzzo (QB)-1962
Baltimore Colts
New Orleans Saints
Minnesota Vikings
St. Louis Cardinals

Almondo Curry (CB)-2003
Montreal Alouettes (CFL)
Saskatchewan Roughriders (CFL)

Ray Daly (CB)-1984
Cleveland Browns

Bill Davis (WR)-1971
Pittsburgh Steelers

Bob Davis (QB)-1966
Houston Oilers
New York Jets
New Orleans Saints
Florida Blazers (WFL)

Harrison Davis (WR)-1973
San Diego Chargers

Tyrone Davis (WR)-1994
New York Jets
Green Bay Packers

David Dean (DT)-2015
Cincinnati Bengals
Hamilton Tiger-Cats (CFL)

Jermaine Dias (LB)-2007
Cleveland Browns


John Diehl (T)-1955
Baltimore Colts
Dallas Cowboys
Oakland Raiders

Antonio Dingle (DT)-1998
Pittsburgh Steelers
Green Bay Packers
Carolina Panthers

Mark Dixon (G)-1993
Philadelphia Eagles
Atlanta Falcons
Baltimore Stallions (CFL)
Montreal Alouettes (CFL)
Miami Dolphins

Jim Dombrowski (T)-1985
New Orleans Saints

Demetrius Dotson (WR)-2000
Philadelphia Eagles



Ras-I Dowling (CB)-2010
New England Patriots
New York Jets
Oakland Raiders
Carolina Panthers

John Duckett (LB)-2001
Buffalo Bills

Bill Dudley (B)-1941
Pittsburgh Steelers
Detroit Lions
Washington Redskins

Isaiah Ekejiuba (ST)-2004
Arizona Cardinals
Oakland Raiders
Detroit Lions

Carlton Elliott (E)-1949
Green Bay Packers

Jordan Ellis (RB)-2018
Cincinnati Bengals

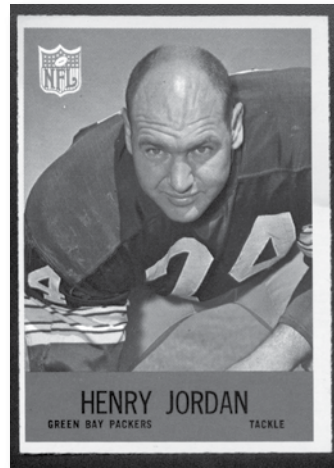
Percy Ellsworth (S)-1995
New York Giants
Cleveland Browns

Patrick Estes (TE)-2004
San Francisco 49ers
Buffalo Bills

Jerton Evans (S)-2002
Buffalo Bills
San Diego Chargers

James Farrior (LB)-1996
New York Jets
Pittsburgh Steelers

D'Brickashaw Ferguson (T)-2005
New York Jets



Kevin Ferguson (TE)-1986
San Diego Chargers

Alex Field (DE)-2008
New York Giants
Arizona Cardinals
Cleveland Browns

Tim Finkelston (WR)-1989
Indianapolis Colts

Nikki Fisher (RB)-1991
Chicago Bears

Tyree Foreman (FB)-2001
San Diego Chargers
Chicago Bears

John Ford (WR)-1988
Detroit Lions
Seattle Seahawks

Tony Franklin (CB/S)-2006
Kansas City Chiefs
Atlanta Falcons

Paul Freedman (TE)-2012
Dallas Cowboys



Mike Frederick (DE)-1994
Cleveland Browns
Baltimore Ravens
New York Jets
Tennessee Titans
Philadelphia Eagles

Jeff Gaffney (PK)-1986
San Diego Chargers

Scott Gardner (QB)-1975
Buffalo Bills
Washington Redskins

Ron Gassert (DT)-1961
Green Bay Packers

Jim Gillette (RB/DB)-1939
Cleveland Rams
Chicago Bears
Boston Yanks
Green Bay Packers
Detroit Lions

Derrick Glasper (CB)-1978
Pittsburgh Steelers

Tom Glassic (G)-1975
Denver Broncos

Gary Gomolak (TE)-1979
Pittsburgh Steelers

Dave Graham (T)-1962
Philadelphia Eagles

Donny Green (LB)-2000
Buffalo Bills
Washington Redskins
Dallas Cowboys
Jacksonville Jaguars
San Diego Chargers
Oakland Raiders
Atlanta Falcons
Winnipeg Blue Bombers (CFL)

Steve Greer (LB)-2012
Washington Redskins

Andre Grier (FL)-1979
Cleveland Browns

Billy Griggs (TE)-1983
New York Jets
Kansas City Chiefs
Pittsburgh Steelers

David Griggs (LB)-1988
New Orleans Saints
Miami Dolphins
San Diego Chargers

George Grimes (RB/DB)-1947
Detroit Lions

Mike Groh (QB)-1995
Baltimore Ravens

Bob Gunderman (E)-1955
Pittsburgh Steelers

Marques Hagans (QB/WR)–2005
 St. Louis Rams
 Kansas City Chiefs
 Indianapolis Colts
 Washington Redskins

Dennis Haley (LB)–2004
 New York Jets
 Baltimore Ravens
 San Francisco 49ers
 Hamilton Tiger-Cats (CFL)
 BC Lions (CFL)

Bryce Hall (CB)–2019
New York Jets

Vic Hall (WR)–2009
 Chicago Bears
 New York Jets

Jermaine Hardy (S)–2005
 Arizona Cardinals
 Carolina Panthers
 San Francisco 49ers

Eli Harold (DE)–2014
 San Francisco 49ers
 Detroit Lions
 Buffalo Bills
 Philadelphia Eagles

Anthony Harris (S)–2014
Minnesota Vikings

Antwan Harris (S)–1999
 New England Patriots
 Cleveland Browns

Arlen Harris (RB)–2001
 St. Louis Rams
 Detroit Lions

Jon Harris (DE)–1996
 Philadelphia Eagles
 Green Bay Packers
 Cleveland Browns
 New England Patriots
 Oakland Raiders

Tim Harris (CB)–2018
San Francisco 49ers


Chris Harrison (T)–1995
 Detroit Lions
 Minnesota Vikings
 Baltimore Ravens
 Denver Broncos

Ahmad Hawkins (CB)–2000
 Atlanta Falcons
 Kansas City Chiefs

Bryan Heath (C)–1994
 Seattle Seahawks

Russ Henderson (P)–1978
 Baltimore Colts

Scott Hillman (DE)–1985
 Detroit Lions



Andrew Hoffman (NT)–2004
 Cleveland Browns

DreQuan Hoskey (CB) – 2014
 Washington Redskins

Jim Huddleston (G)–1985
 Washington Redskins
 Tampa Bay Buccaneers

Grant Hudson (DT)–1979
 St. Louis Cardinals

Connor Hughes (PK)–2005
 New Orleans Saints
 Pittsburgh Steelers

Robert Hunt (T)–1998
 Tampa Bay Buccaneers
 New Orleans Saints
 Kansas City Chiefs
 Buffalo Bills

Michael Husted (PK)–1992
 Tampa Bay Buccaneers
 Oakland Raiders
 Chicago Bears
 Washington Redskins
 Indianapolis Colts
 Kansas City Chiefs

Dontrelle Inman (WR)– 2010

Jacksonville Jaguars
 Toronto Argonauts (CFL)
 San Diego Chargers
 Los Angeles Chargers
 Chicago Bears

Indianapolis Colts
 New England Patriots
 Los Angeles Chargers
 Indianapolis Colts

Washington Football Team

Yubrenal Isabelle (LB)–2000
 New England Patriots

Rashawn Jackson (FB)–2009
 Carolina Panthers
 Oakland Raiders

Carroll Jarvis (RB)–1966
 San Diego Chargers

Patrick Jeffers (WR)–1995
 Denver Broncos
 Dallas Cowboys
 Carolina Panthers

Greg Jeffries (CB)–1992
 Detroit Lions
 Miami Dolphins

Darius Jennings (WR)–2014

Cleveland Browns
 Chicago Bears
 New York Jets
 Tennessee Titans

Los Angeles Chargers

Cam Johnson (DE) - 2011
 San Francisco 49ers
 Indianapolis Colts
 Cleveland Browns
 Detroit Lions

Henry Johnson (FL)–1982
 Kansas City Chiefs

James Johnson (WR)–1999
 Washington Redskins

Keon Johnson (WR)–2016
 New York Giants

Jermese Jones (T)–2001
 Pittsburgh Steelers

British Columbia Lions (CFL)
 Winnipeg Blue Bombers (CFL)
 Saskatchewan Roughriders (CFL)
 Calgary Stampeders (CFL)

Thomas Jones (RB)–1999
 Arizona Cardinals

Tampa Bay Buccaneers
 Chicago Bears
 New York Jets
 Kansas City Chiefs

Henry Jordan (DT)–1956
 Cleveland Browns

Green Bay Packers

Doug Karczewski (T)– 1997
 New York Jets

Denver Broncos

Green Bay Packers

Dustin Keith (C)–2000
 New York Jets

Washington Redskins

Dallas Cowboys

Stan Kemp (QB/WR)–1967
 Winnipeg Blue Bombers (CFL)

Patrick Kerney (DE)–1998
 Atlanta Falcons

Seattle Seahawks

P.J. Killian (LB)–1993
 Cleveland Browns

Washington Redskins

Baltimore Ravens

Charles Kirby (RB)–1997
 Indianapolis Colts

Kansas City Chiefs

Tampa Bay Buccaneers

Chicago Bears


Terry Kirby (RB)–1992
 Miami Dolphins

San Francisco 49ers

Cleveland Browns

Oakland Raiders

Tampa Bay Buccaneers



Micah Kiser (LB) –2017
Los Angeles Rams

Paul Klingensmith (S) –1967
 San Diego Chargers

Bob Kowalkowski (G) –1965
 Detroit Lions

Mark Krichbaum (DT)–1994
 Chicago Bears

Denver Broncos

Ryan Kuehl (DT)–1994
 San Francisco 49ers

Washington Redskins

Cleveland Browns

New York Giants

Jeff Lageman (LB)–1988
 New York Jets

Jacksonville Jaguars

Noel LaMontagne (G)–1999
 Cleveland Browns

Keith Lee (LB)–1981
 Dallas Cowboys

New England Patriots

Jimmy Lesane (DB/RB)–1951
 Chicago Bears

Baltimore Colts

Andre Levrone (WR)–2017
 Baltimore Ravens

Carolina Panthers

Howard Lewis (CB)–1983
 Washington Redskins (USFL)

New England Patriots

Tyrone Lewis (S)–1991
 Miami Dolphins

Chris Long (DE)–2007
 St. Louis Rams

New England Patriots

Philadelphia Eagles

Wali Lundy (RB)–2005
 Houston Texans

Chris Luzar (TE)–2001
 Jacksonville Jaguars

New York Giants

Keith Lyle (S)–1993
 Los Angeles/St. Louis Rams

Washington Redskins

Atlanta Falcons

San Diego Chargers

Lester Lyles (S)–1984
 New York Jets

Phoenix Cardinals

San Diego Chargers

Nate Lyles (S)–2007
 New York Jets


Oakland Raiders






Jordan Mack (LB)-2019

- Carolina Panthers**
- Don Majkowski (QB)-1986
Green Bay Packers
Indianapolis Colts
Detroit Lions
- Raymond Mann (LB)-2003
Calgary Stampeders (CFL)
- Ted Marchibroda (WR)-1979
Philadelphia Eagles




- Tavon Mason (WR)-2001
New York Jets
- Ron Mattes (DT)-1984
Seattle Seahawks
New York Jets
Chicago Bears
Indianapolis Colts
San Francisco 49ers
- Keith Mattioli (WR)-1987
Pittsburgh Steelers
- Jake McGee (TE)-2013
Carolina Panthers
Oakland Raiders
San Diego Chargers
Pittsburgh Steelers
- Greg McClellan (CB)-1993
Dallas Cowboys
- Felton McConnell (T)-1920
Buffalo Bisons
- Bruce McGonnigal (TE)-1990
Pittsburgh Steelers
Cleveland Browns
- Michael McGrew (WR)-2004
New England Patriots
- Jake McInerney (PK)-1990
Tampa Bay Buccaneers
- Lee McLaughlin (G)-1940
Green Bay Packers
- Rodney McLeod (S) - 2011**
St. Louis Rams
Philadelphia Eagles
- Billy McMullen (WR)- 2002
Philadelphia Eagles
Minnesota Vikings
Washington Redskins
Seattle Seahawks
Detroit Lions
- Andre McNeal (LB)-1997
Ottawa Renegades (CFL)
Toronto Argonauts (CFL)
Hamilton Tiger Cats (CFL)
- Darrell Medley (RB)-1996
Cincinnati Bengals

- Kent Merritt (RB)-1973
New Orleans Saints
- Bob Miller (T)-1951
Detroit Lions
- Heath Miller (TE)-2004
Pittsburgh Steelers
- Chris Minear (T)-1987
Dallas Cowboys
- Fontel Mines (WR)-2006
Chicago Bears
- Chase Minnifield (CB) - 2011
Washington Redskins
- Taquan Mizzell (RB)-2016**
Baltimore Ravens
Chicago Bears
New Orleans Saints
- Eugene Monroe (T)-2008
Jacksonville Jaguars
Baltimore Ravens
- John Montelus (OG) -2017
Detroit Lions
- Tim Moon (TE)-1979
Detroit Lions
New York Jets
- Herman Moore (WR)-1990
Detroit Lions
New York Giants
- Mike Moore (DE)-2015**
Ottawa Redblacks (CFL)
Edmonton Eskimos (CFL)
- Shawn Moore (QB)-1990
Denver Broncos
Arizona Cardinals
Ottawa Rough Riders (CFL)
Winnipeg Blue Bombers (CFL)
- Steve Morse (RB)-1984
Pittsburgh Steelers
- Jon Muha (SE)-1985
Indianapolis Colts
- Morgan Moses (OT)- 2013**
Washington Redskins
- Aaron Mundy (TE)-1993
Dallas Cowboys
Philadelphia Eagles
- Quentin Murray (DE)-1980
Kansas City Chiefs
- Brian Musselman (C)-1980
Oakland Raiders
New England Patriots
Washington Federals (USFL)
Orlando Renegades (USFL)
- John Naponick (T/DT)-1967
Winnipeg Blue Bombers (CFL)
Montreal Alouettes (CFL)
- Randy Neal (LB)-1994
Cleveland Browns
Green Bay Packers
Cincinnati Bengals
San Francisco 49ers
- Bobby Neely (TE)-1995
Chicago Bears
Miami Dolphins
- Shernard Newby (S)-2002
Toronto Argonauts(CFL)
- Mike Newhall (TE)-1979
New England Patriots
- Tim O'Connor (T)-1989
Cincinnati Bengals
- Kevin Ogletree (WR)-2008
Dallas Cowboys
Tampa Bay Buccaneers
Detroit Lions
New York Giants



- Bob Olderman (G)-1984
Kansas City Chiefs
Denver Broncos
- Mike Ozdowski (DT)-1976
Baltimore Colts
- Joe Palumbo (MG)-1951
San Francisco 49ers
- John Papit (RB)-1950
Washington Redskins
Green Bay Packers
- Kai Parham (LB)-2005
Dallas Cowboys
Winnipeg Blue Bombers (CFL)
- Don Parker (DT)-1966
San Francisco 49ers
- Zane Parr (DE) - 2010
Houston Texans
- Austin Pasztor (OG) - 2011
Minnesota Vikings
Jacksonville Jaguars
Cleveland Browns
Atlanta Falcons
Tennessee Titans
- Chris Peace (DE) -2018**
Los Angeles Chargers
New York Giants
- Alvin Pearman (RB)-2004
Jacksonville Jaguars
Seattle Seahawks
Tennessee Titans
- Cedric Peerman (RB)-2008
Baltimore Ravens
Cleveland Browns
Detroit Lions
Cincinnati Bengals
- Bryce Perkins (QB)-2019**
Los Angeles Rams
- Rayotis Perkins (DT)-1986
Dallas Cowboys
Cleveland Browns
- John Phillips (TE)-2008
Dallas Cowboys
San Diego Chargers
Denver Broncos
New Orleans Saints
Arizona Cardinals
Kansas City Chiefs
- Kurt Pierce (G)-1980
Baltimore Colts
Miami Dolphins
- Malcolm Pittman (SE/FL)-1985
Baltimore Stars (USFL)
- Anthony Poindexter (S)-1998
Baltimore Ravens
Cleveland Browns

- Monsanto Pope (DT)-2001
Denver Broncos
New York Jets
- Steve Potter (LB)-1979
Oakland Raiders
Miami Dolphins
Kansas City Chiefs
Buffalo Bills
- Frank Quayle (RB)-1968
Denver Broncos
- Wali Rainer (LB)-1998
Cleveland Browns
Jacksonville Jaguars
Detroit Lions
Houston Texans
- Sonny Randle (WR)-1958
Chicago Cardinals
St. Louis Cardinals
San Francisco 49ers
Dallas Cowboys
- Bob Rannigan (LB)-1969
Cleveland Browns
- Vince Redd (DE/LB)-2005
New England Patriots
- Joe Reed (WR)-2019**
Los Angeles Chargers
- Jim Reid (T)-1993
Houston Oilers
- Justin Renfrow (DT) - 2012**
Arizona Cardinals
Green Bay Packers
San Francisco 49ers
Seattle Seahawks
Dallas Cowboys
Buffalo Bills
Calgary Stampeders (CFL)
- BC Lions (CFL)**
- Don Reynolds (DT)-1991
Atlanta Falcons
Detroit Lions
New England Patriots
Washington Redskins
- Ed Reynolds (DE)-1982
New England Patriots
New York Giants
- La'Roy Reynolds (LB) -2012**
Jacksonville Jaguars
Chicago Bears
Atlanta Falcons
Philadelphia Eagles
San Francisco 49ers
Atlanta Falcons
- Kevin Riccio (TE)-1982
Denver Broncos
Seattle Seahawks
Chicago Bears
- Antonio Rice (RB)-1986
Dallas Cowboys
- David Rivers (QB)-1999
St. Louis Rams
Atlanta Falcons
Oakland Raiders
- Ray Roberts (T)-1991
Seattle Seahawks
Detroit Lions
- Merrill Robertson (LB)-2002
Philadelphia Eagles
Minnesota Vikings
- Paul Rogers (T)-1968
Washington Redskins
- Evan Routzahn (G)-2001
Indianapolis Colts
- Joe Rowe (CB)-1996
St. Louis Rams



- Bob Rowley (LB)–1962
Pittsburgh Steelers
New York Jets
- Trevor Ryals (C)–1990
Los Angeles Rams
- Dan Ryczek (C)–1970
Washington Redskins
Tampa Bay Buccaneers
Los Angeles Rams
- Paul Ryczek (C)–1973
Atlanta Falcons
New Orleans Saints
Philadelphia Eagles
- Ted Rzempoluch (FB)–1962
Washington Redskins
- Tim Samec (C)–1992
Pittsburgh Steelers
- Darryl Sanders (DE)–2001
San Francisco 49ers
- Tom Santi (TE)–2007
Indianapolis Colts
- Mark Sanford (FB)–1981
Dallas Cowboys
Washington Federals (USFL)
- Ray Savage (LB)–1989
Los Angeles Rams
Philadelphia Eagles
Indianapolis Colts
Shreveport Pirates (CFL)
- Matt Schaub (QB)–2003**
Atlanta Falcons
Houston Texans
Oakland Raiders
Baltimore Ravens
Atlanta Falcons
- Brennan Schmidt (DE)–2005
New York Jets
- Peter Schmidt (CB)–1969
Boston Patriots
- Gene Schroeder (E)–1950
Chicago Bears
- Wayne Schuchts (QB)–1983
Dallas Cowboys
New York Jets
Miami Dolphins
- Donnie Scott (P)–1999
Carolina Panthers
- Tom Scott (LB/DE)–1952
Philadelphia Eagles
New York Giants
- Scott Secules (QB)–1987
Dallas Cowboys
Miami Dolphins
New England Patriots

- Andy Selfridge (DT)–1971
Buffalo Bills
New York Giants
Miami Dolphins
- Canaan Severin (WR)–2015
Pittsburgh Steelers
New York Giants
- Jamie Sharper (LB)–1996
Baltimore Ravens
Houston Texans
Seattle Seahawks
- Greg Shelly (T)–1968
Cleveland Browns
- Ken Shelton (FL)–1974
Denver Broncos
- Ralph Shoaf (RB)–1949
Washington Redskins
- Terry Sieg (B)–1962
Oakland Raiders
Cleveland Browns
- Mikell Simpson (RB)–2009
Cincinnati Bengals
- Phillip Sims (QB)–2012
Arizona Cardinals
- Clint Sintim (LB)–2008
New York Giants
- Chris Slade (DE)–1992
New England Patriots
Carolina Panthers
- Billy Smith (SE)–1983
New York Jets
- Carl Smith (CB)–1994
Indianapolis Colts
- Darryl Smith (CB)–1982
Washington Redskins
- Eric Smith (OT)–2016**
Miami Dolphins
New England Patriots
New York Jets
New York Giants
- Kurt Smith (PK)–2005
San Diego Chargers
New Orleans Saints
Seattle Seahawks
- Tim Smith (WR)–2013
Cleveland Browns
Hamilton Tiger-Cats (CFL)
- Jason Snelling (FB)–2006
Atlanta Falcons
- Jake Snyder (DE)–2013
Minnesota Vikings
- Anthony Southern (RB)–1999
Philadelphia Eagles



- Joe Spaziani (LS)–2018
Toronto Argonauts (CFL)
- Bryson Spinner (QB)–2001
Jacksonville Jaguars
Seattle Seahawks
Washington Redskins
San Francisco 49ers
- John St. Clair (C)–1999
St. Louis Rams
Miami Dolphins
Chicago Bears
Cleveland Browns
- Chris Stearns (DT/G)–1990
Washington Redskins
- George Stetter (DB)–1966
Montreal Alouettes (CFL)
- Dave Sullivan (T)–1982
Dallas Cowboys
Washington Federals (USFL)
- Dave Sullivan (WR)–1972
Cleveland Browns
- Jonathan Stupar (TE)–2007
New England Patriots
Buffalo Bills
Baltimore Ravens
- Dwayne Stukes (CB)–1999
Atlanta Falcons
Pittsburgh Steelers
Tampa Bay Buccaneers
- Russ Swan (LB)–1985
Dallas Cowboys
- Greg Taylor (FL)–1981
New England Patriots
Washington Federals (USFL)
Orlando Renegades (USFL)
- Shannon Taylor (LB)–1999
San Diego Chargers
Baltimore Ravens
Houston Texans
Jacksonville Jaguars
- Art Thomas (CB/WR)–2003
New York Jets
New York Giants
Miami Dolphins
- Juan Thornhill (SS)–2018**
Kansas City Chiefs
- T.J. Thorpe (WR)–2015
Washington Redskins
Winnipeg Blue Bombers (CFL)
Saskatchewan Roughriders (CFL)
- Byron Thweatt (LB)–2000
Tampa Bay Buccaneers
Tennessee Titans
- Turnley Todd (C/G)–1963
Green Bay Packers
New York Giants
Philadelphia Eagles
- Terrence Tomlin (WR)–1992
Tampa Bay Buccaneers
- Joe Torchia (TE)–2010
Washington Redskins
- Bill Troup (QB)–1970
Baltimore Colts
- Brent Urban (DT)–2013**
Baltimore Ravens
Tennessee Titans
Chicago Bears
- Scott Urch (DT)–1986
Dallas Cowboys
- Max Valles (OLB)–2014
Oakland Raiders
Buffalo Bills
- Marc Verica (QB)–2010
Washington Redskins

- Tommy Vigorito (RB)–1980
Miami Dolphins
- Ausar Walcott (LB/DE)–2012
Cleveland Browns
- Quentin Walker (WR)–1983
St. Louis Cardinals
Tampa Bay Buccaneers
- Jason Wallace (CB)–1990
Indianapolis Colts
Sacramento Gold Miners (CFL)
San Antonio Texans (CFL)
Toronto Argonauts (CFL)
- David Ware (T)–1992
New York Jets
Miami Dolphins
Kansas City Chiefs
- Chris Warren (RB)–1986
Seattle Seahawks
Dallas Cowboys
Philadelphia Eagles
- Jerrold Washington (RB)–1993
New England Patriots
- Patrick Washington (RB)–2000
Jacksonville Jaguars
- David Watford (QB)–2014**
Philadelphia Eagles
Saskatchewan Roughriders (CFL)
Hamilton Tiger-Cats (CFL)
- Charles Way (RB)–1994
New York Giants
- Marquis Weeks (RB/S)–2004
Seattle Seahawks
Denver Broncos
- Todd White (DT)–1996
Montreal Alouettes (CFL)
- Terrence Wilkins (WR)–1998
Indianapolis Colts
St. Louis Rams
Carolina Panthers
Miami Dolphins
Calgary Stampeders (CFL)
- Deyon Williams (WR)–2006
Washington Redskins
- Marcus Wilson (RB)–1989
Los Angeles Raiders
Green Bay Packers
Jacksonville Jaguars
- Jamaine Winborne (CB)–2003
New York Giants
Baltimore Ravens
- Antwoine Womack (RB)–2001
New England Patriots
New York Giants
- Barry Word (RB)–1985
New Orleans Saints
Kansas City Chiefs
Minnesota Vikings
Arizona Cardinals
- Olamide Zaccheaus (WR)–2018**
Atlanta Falcons
- Geno Zimmerlink (TE/SE)–1985
Indianapolis Colts

Bold face indicates active player. This listing was last updated in August 2020, during pre-season training camp. It includes players who were drafted by professional teams as well as those who signed free-agent contracts.




CAVALIERS IN THE SUPER BOWL

Virginia players who have played in the Super Bowl or were on Super Bowl rosters:

Game	Player, Pos.	Team
Super Bowl I	Henry Jordan, DT	Green Bay Packers *
Super Bowl II	Henry Jordan, DT	Green Bay Packers *
Super Bowl IV	Gary Cuozzo, QB	Minnesota Vikings
Super Bowl XII	Tom Glassic, G	Denver Broncos
Super Bowl XVI	John Choma, G/T	San Francisco 49ers *
Super Bowl XVII	Stuart Anderson, LB	Washington Redskins (IR) *
	Steve Potter, LB	Miami Dolphins
	Tommy Vigorito, RB	Miami Dolphins
Super Bowl XVIII	Stuart Anderson, LB	Washington Redskins
Super Bowl XX	Ed Reynolds, LB	New England Patriots
Super Bowl XXIX	David Griggs, LB	San Diego Chargers
Super Bowl XXXI	Chris Slade, LB	New England Patriots
Super Bowl XXXII	Patrick Jeffers, WR	Denver Broncos *
Super Bowl XXXIV	Keith Lyle, S	St. Louis Rams *
	Mike Frederick, DE	Tennessee Titans (IA)
Super Bowl XXXV	Jamie Sharper, LB	Baltimore Ravens *
	Anthony Poindexter, S	Baltimore Ravens (IA) *
	Tiki Barber, TB	New York Giants
Super Bowl XXXVI	Antwan Harris, CB	New England Patriots *
	John St. Clair, T	St. Louis Rams (IA)
Super Bowl XXXVII	Ronde Barber, CB	Tampa Bay Buccaneers *
	Casey Crawford, TE	Tampa Bay Buccaneers (IA) *
Super Bowl XXXVIII	Antwan Harris, CB	New England Patriots (IA) *
Super Bowl XXXIX	Billy McMullen, WR	Philadelphia Eagles (IA)
Super Bowl XL	James Farrior, LB	Pittsburgh Steelers *
	Heath Miller, TE	Pittsburgh Steelers *
Super Bowl XLI	Thomas Jones, RB	Chicago Bears
	John St. Clair, OT	Chicago Bears
Super Bowl XLII	Ryan Kuehl, LS	New York Giants (IR) *
Super Bowl XLIII	James Farrior, LB	Pittsburgh Steelers *
	Heath Miller, TE	Pittsburgh Steelers *
	Elton Brown, OG	Arizona Cardinals
Super Bowl XLIV	Tom Santi, TE	Indianapolis Colts (IR)
Super Bowl XLV	James Farrior, LB	Pittsburgh Steelers
	Heath Miller, TE	Pittsburgh Steelers
	Chris Canty, DE	New York Giants *
	Clint Sintim, LB	New York Giants* (IR)
	Danny Aiken, LS	New England Patriots
Super Bowl XLVII	Ras-I Dowling, CB	New England Patriots (IR)
	Ahmad Brooks, LB	San Francisco 49ers
	Cam Johnson, LB	San Francisco 49ers
Super Bowl XLIX	Danny Aiken, LS	New England Patriots *
	Justin Renfrow, OT	Seattle Seahawks (IA)
Super Bowl 50	Ras-I Dowling, CB	Carolina Panthers (IA)
Super Bowl LI	Chris Long, DE	New England Patriots *
	La'Roy Reynolds, OLB	Atlanta Falcons
	Matt Schaub, QB	Atlanta Falcons
Super Bowl LII	Chris Long, DE	Philadelphia Eagles *
	Rodney McLeod, S	Philadelphia Eagles *
	Micah Kiser, LB	Los Angeles Rams
Super Bowl LIII	Juan Thornhill, S	Kansas City Chiefs (IR) *
Super Bowl LIV		

IR - Injured reserve · IA - Inactive roster · * Super Bowl champions





Virginia has had at least one player drafted in 36 drafts of the last 37 NFL Drafts. If you measure longevity by percentage of draft picks in the country to start in at least eight NFL seasons, UVA ranks No. 5 all-time at 10.8 percent.

ALL-TIME NFL DRAFT PICKS

Year	Name	Pos.	Team	Round (Overall)	Year	Name	Pos.	Team	Round (Overall)
1940	Jim Gillette	B	Green Bay Packers	18 (169)	1958	John Diehl	T	Baltimore Colts	7 (82)
1942	Bill Dudley	B	Pittsburgh Steelers	1 (1)		Harold Outten	T	Detroit Lions	7 (85)
1945	John Duda	B	Philadelphia Eagles	14 (140)		Fred Polzer	T	Washington Redskins	16 (186)
1946	Joe Kirkland	T	Boston Yanks	13 (112)		Sonny Randle	B	Chicago Cardinals	19 (218)
	Charlie Ellis	B	New York Giants	28 (265)	1960	Dave Graham	E	Philadelphia Eagles	13 (153)
1947	Tom Dudley	E	Washington Redskins	23 (208)	1962	Ron Gassert	T	Green Bay Packers	4 (56)
1948	Bruce Bailey	B	Los Angeles Rams	5 (30)	1963	Turnley Todd	LB	Green Bay Packers	7 (85)
	George Grimes	B	Los Angeles Rams	6 (40)	1964	Terry Sieg	HB	Cleveland Browns	14 (194)
	Ray Brown	B	Chicago Bears	18 (164)	1965	Bob Kowalkowski	G	Detroit Lions	7 (95)
	Lockwood Frizzell	C	Philadelphia Eagles	22 (204)	1966	Don Parker	G	San Francisco 49ers	4 (56)
	Joe McCary	B	Boston Yanks	28 (259)		John Pincavage	HB	Detroit Lions	8 (117)
	George Neff	B	Boston Yanks	32 (294)	1967	Bob Davis	QB	Houston Oilers	2 (30)
1949	Joe Leonard	T	Los Angeles Rams	19 (187)		Ed Carrington	FL	Houston Oilers	7 (164)
1950	Carlton Elliott	E	Green Bay Packers	13 (160)		Jim Copeland	G	Cleveland Browns	10 (255)
	Ralph Shoaf	B	Washington Redskins	28 (357)		Carroll Jarvis	HB	San Diego Chargers	11 (277)
1951	Gene Schroeder	E	Chicago Bears	1 (12)		George Stetter	DB	New Orleans Saints	14 (367)
	John Papit	B	Washington Redskins	7 (76)	1968	John Naponick	T	Oakland Raiders	5 (136)
	Dick Johnson	T	Green Bay Packers	20 (233)	1969	Frank Quayle	RB	Denver Broncos	5 (113)
1952	Bob Miller	T	Detroit Lions	5 (58)		Jeff Anderson	RB	Washington Redskins	7 (166)
	Jimmy Lesane	B	Chicago Bears	20 (236)		Greg Shelly	G	Cleveland Browns	10 (254)
	Joe Palumbo	G	San Francisco 49ers	28 (334)		Rick Brand	DT	Washington Redskins	14 (347)
1953	Tom Scott	E	Los Angeles Rams	5 (60)		Paul Rogers	T	Washington Redskins	15 (374)
	Bob Tata	B	Detroit Lions	21 (253)	1971	Dan Ryczek	C	Washington Redskins	13 (322)
1954	Joe Mehalick	T	Philadelphia Eagles	13 (153)	1972	Andy Selfridge	LB	San Diego Chargers	13 (321)
1956	John Polzer	LB	Baltimore Colts	15 (175)	1973	Dave Sullivan	WR	Cleveland Browns	15 (384)
	Herb Hartwell	B	Baltimore Colts	27 (319)	1974	Harrison Davis	WR	San Diego Chargers	4 (81)
1957	Henry Jordan	T	Cleveland Browns	5 (52)		Paul Ryczek	C	Atlanta Falcons	10 (252)
	Bob Gunderman	E	Detroit Lions	19 (227)		Kent Merritt	WR	New Orleans Saints	11 (270)
					1975	Dick Ambrose	LB	Cleveland Browns	12 (290)
						Ken Shelton	TE	Denver Broncos	15 (381)



Year	Name	Pos.	Team	Round (Overall)	Year	Name	Pos.	Team	Round (Overall)
1976	Tom Glassic	G	Denver Broncos	1 (15)	2003	Angelo Crowell	LB	Buffalo Bills	3 (94)
	Scott Gardner	QB	Buffalo Bills	8 (215)		Billy McMullen	WR	Philadelphia Eagles	3 (95)
1977	Mike Ozdowski	DE	Baltimore Colts	2 (53)	2004	Matt Schaub	QB	Atlanta Falcons	3 (90)
1978	John Choma	G	San Diego Chargers	5 (135)	2005	Heath Miller	TE	Pittsburgh Steelers	1 (30)
1979	Russ Henderson	P	Baltimore Colts	9 (224)		Darryl Blackstock	LB	Arizona Cardinals	3 (95)
1980	Tony Blount	DB	New York Giants	5 (118)		Elton Brown	OG	Arizona Cardinals	4 (111)
	Grant Hudson	DT	St. Louis Cardinals	8 (211)		Alvin Pearman	RB	Jacksonville Jaguars	4 (127)
1981	Tom Vigorito	RB	Miami Dolphins	5 (138)		Chris Canty	DE	Dallas Cowboys	4 (132)
1982	Stuart Anderson	LB	Kansas City Chiefs	4 (104)		Andrew Hoffman	NT	Cleveland Browns	6 (203)
	Greg Taylor	KR	New England Patriots	12 (308)		Patrick Estes	TE	San Francisco 49ers	7 (248)
1984	Quentin Walker	RB	St. Louis Cardinals	7 (185)	2006	D'Brickashaw Ferguson	OT	New York Jets	1 (4)
	Billy Griggs	TE	New York Jets	8 (203)		Brad Butler	OT	Buffalo Bills	5 (143)
1985	Lester Lyles	DB	New York Jets	2 (40)		Marques Hagans	WR	St. Louis Rams	5 (144)
	Bob Olderman	OG	Kansas City Chiefs	4 (99)		Wali Lundy	TB	Houston Texans	6 (170)
	Ron Mattes	DT	Seattle Seahawks	7 (193)		Kurt Smith	PK	San Diego Chargers	6 (188)
1986	Jim Dombrowski	OT	New Orleans Saints	1 (6)	2006S	Ahmad Brooks	LB	Cincinnati Bengals	3
	Barry Word	RB	New Orleans Saints	3 (62)	2007	Jason Snelling	FB	Atlanta Falcons	7 (244)
	Jim Huddleston	OG	Washington Redskins	6 (156)		Marcus Hamilton	CB	Tampa Bay Buccaneers	7 (245)
1987	Don Majkowski	QB	Green Bay Packers	10 (255)	2008	Chris Long	DE	St. Louis Rams	1 (2)
1988	Scott Secules	QB	Dallas Cowboys	6 (151)		Branden Albert	OG	Kansas City Chiefs	1 (15)
1989	Jeff Lageman	LB	New York Jets	1 (14)		Tom Santi	TE	Indianapolis Colts	6 (196)
	John Ford	WR	Detroit Lions	2 (30)	2009	Eugene Monroe	OT	Jacksonville Jaguars	1 (8)
1990	Marcus Wilson	RB	Los Angeles Raiders	6 (149)		Clint Sintim	LB	New York Giants	2 (45)
	Ray Savage	DE	Los Angeles Rams	8 (198)		Cedric Peerman	RB	Baltimore Ravens	6 (189)
	Tim O'Connor	OT	Cincinnati Bengals	11 (288)		John Phillips	TE	Dallas Cowboys	6 (208)
1991	Herman Moore	WR	Detroit Lions	1 (10)	2010	Chris Cook	CB	Minnesota Vikings	2 (34)
	Tony Covington	DB	Tampa Bay Buccaneers	4 (93)	2011	Ras-I Dowling	CB	New England Patriots	2 (33)
	Bruce McGonnigal	TE	Pittsburgh Steelers	9 (239)	2012	Cam Johnson	DE	San Francisco 49ers	7 (237)
	Shawn Moore	QB	Denver Broncos	11 (284)	2013	Oday Aboushi	OT	New York Jets	5 (141)
1992	Ray Roberts	OT	Seattle Seahawks	1 (10)	2014	Morgan Moses	OT	Washington Redskins	3 (66)
	Matt Blundin	QB	Kansas City Chiefs	2 (40)		Brent Urban	DT	Baltimore Ravens	4 (134)
	Nikki Fisher	RB	Chicago Bears	10 (273)		Luke Bowanko	C	Jacksonville Jaguars	6 (205)
1993	Chris Slade	DE	New England Patriots	2 (31)	2015	Eli Harold	DE	San Francisco 49ers	3 (79)
	Terry Kirby	RB	Miami Dolphins	3 (78)		Max Valles	OLB	Oakland Raiders	6 (179)
	David Ware	OT	New York Jets	4 (88)	2016	Maurice Canady	CB	Baltimore Ravens	6 (209)
	Greg Jeffries	DB	Detroit Lions	6 (147)	2018	Micah Kiser	ILB	Los Angeles Rams	5 (147)
1994	Keith Lyle	DB	Los Angeles Rams	3 (71)		Andrew Brown	DE	Cincinnati Bengals	5 (158)
	Jim Reid	OT	Houston Oilers	5 (161)	2019	Juan Thornhill	SS	Kansas City Chiefs	2 (63)
1995	Mike Frederick	DE	Cleveland Browns	3 (94)		Tim Harris	CB	San Francisco 49ers	6 (198)
	Tyrone Davis	WR	New York Jets	4 (107)	2020	Joe Reed	WR	Los Angeles Chargers	5 (151)
	Charles Way	RB	New York Giants	6 (206)		Bryce Hall	CB	New York Jets	5 (158)
1996	Patrick Jeffers	WR	Denver Broncos	5 (159)					
1997	James Farrior	LB	New York Jets	1 (8)					
	Jon Harris	DE	Philadelphia Eagles	1 (25)					
	Jamie Sharper	LB	Baltimore Ravens	2 (34)					
	Tiki Barber	RB	New York Giants	2 (36)					
	Ronde Barber	DB	Tampa Bay Buccaneers	3 (66)					
	Duane Ashman	DE	Detroit Lions	5 (161)					
1998	Germane Crowell	WR	Detroit Lions	2 (50)					
	Doug Karczewski	OT	New York Jets	5 (141)					
1999	Patrick Kerney	DE	Atlanta Falcons	1 (30)					
	Wali Rainer	LB	Cleveland Browns	4 (124)					
	Aaron Brooks	QB	Green Bay Packers	4 (131)					
	Antonio Dingle	DT	Pittsburgh Steelers	7 (214)					
	Anthony Poindexter	DB	Baltimore Ravens	7 (216)					
	Robert Hunt	OT	Tampa Bay Buccaneers	7 (226)					
2000	Thomas Jones	RB	Arizona Cardinals	1 (7)					
	John St. Clair	C	St. Louis Rams	3 (94)					
	Shannon Taylor	LB	San Diego Chargers	6 (184)					
	Antwan Harris	DB	New England Patriots	6 (187)					
2001	Billy Baber	TE	Kansas City Chiefs	5 (141)					
2002	Chris Luzar	TE	Jacksonville Jaguars	4 (118)					
	Monsanto Pope	DT	Denver Broncos	7 (231)					
	Antwoine Womack	RB	New England Patriots	7 (237)					



Chris Long was the second overall draft selection by the St. Louis Rams in 2008 - Bill Dudley, drafted No. 1 overall in 1942, is the only Cavalier to be drafted higher.



SCOTT STADIUM

The Home of Virginia Football

Entering its 91st season as the home for Virginia football, the Carl Smith Center, home of David A. Harrison III Field at Scott Stadium, with its unique architectural design, scenic setting on the University's Grounds and exceptional sight lines, is one of the nation's finest college football settings.

Opened in 1931, Scott Stadium might be one of the oldest campus college football stadiums in the nation, but you could never tell from its appearance. Numerous upgrades and expansions over the decade fine it a modern home for the Cavaliers and their fans.

Scott Stadium was the gift of Frederic William Scott and Elisabeth Strother Scott, and was dedicated to the memory of his parents, Frederic Robert Scott and Frances Branch Scott.

Virginia played its dedication game at Scott Stadium on Oct. 15, 1931 against the Virginia Military Institute before a then-capacity crowd of 22,000. Prior to that season, the Cavaliers staged their home games at the University's Lambeth Field.

Since George Welsh's 1987 squad went a perfect 5-0 at home, Scott Stadium has provided Virginia's team a decided advantage.

Over the past 33 seasons UVA's home record stands at 143-65.

Virginia has played 484 games in the historic venue; Duke's visit in 2015 marked the 450th game in the facility. UVA's all-time record at Scott Stadium stands at 279-193-12.

Here are some of the significant changes and moments that have happened at Scott Stadium over the last 46 years:

- 1974 - New aluminum seating is installed along with an Astroturf playing surface. The facility's brickwork is restored.
- 1980 - The stadium's upper decks open adding 12,000 additional seats. A new press box—named in memory of longtime UVA athletic director Captain Norton Pritchett—and a President's box are also constructed.

- Oct. 9, 1982 - Using portable lights, UVA plays its first night game at Scott Stadium against defending national champion Clemson.

- 1983 - A permanent lighting system is installed before the start of the season.

- 1985 - Bryant Hall, a dining and locker room facility located in the south end zone of the stadium, opens. The building is named in honor of J.C. Herbert Bryant, a 1932 Virginia graduate and one of the principal benefactors of the structure.

- Nov. 3, 1990 - A stadium-record crowd of 49,700 attends as No. 1 Virginia faces No. 16 Georgia Tech in a nationally televised game. The Yellow Jackets win 41-38.

- Sept. 2, 1995 - Virginia dedicates its new natural grass playing field - David A. Harrison III Field - at the first home game of the season against William & Mary.

The field is named after David A. Harrison III of Hopewell, Va., who pledged \$5 million to support the UVA football program. Harrison Field replaces artificial turf which was first installed at Scott Stadium in 1974.

Top-10 Scott Stadium Crowds

Date	Attendance	Opponent	Result
Aug. 30, 2008	64,947	Southern California	USC won, 52-7
Nov. 13, 2004	63,701	Miami	Miami won, 31-21
Nov. 19, 2005	63,344	Virginia Tech	Va. Tech won, 52-14
Oct. 15, 2005	63,106	Florida State	UVA won, 26-21
Nov. 6, 2004	63,072	Maryland	UVA won, 16-0
Oct. 18, 2003	62,875	Florida State	FSU won, 19-14
Sept. 11, 2004	62,790	North Carolina	UVA won, 56-24
Oct. 7, 2004	61,833	Clemson	UVA won, 30-10
Aug. 30, 2003	61,737	Duke	UVA won, 27-0
Nov. 24, 2007	61,711	Virginia Tech	Va. Tech won, 33-21



- Nov. 2, 1995—Virginia hosts Florida State in the first-ever Thursday night game in Charlottesville. Playing in front of a sell-out crowd and a national television audience, the Cavaliers defeat the second-ranked Seminoles 33-28. Florida State becomes the highest-ranked team to ever fall to the Cavaliers.

- June 14, 1997 – Representing the largest single monetary gift in school history at that time, UVA alumnus and former Cavalier football player Carl W. Smith pledges \$25 million to his alma mater. The University announces that the bulk of Smith’s gift—\$23 million—will be used toward funding the expansion and enhancement of Scott Stadium, ultimately increasing its seating capacity to 61,500 by the year 2000.

- 1998 – Located in the north end of the stadium, the ‘Hoo Vision videoboard debuts for the Sept. 12 Maryland game. In conjunction with this project, the north end hillside seating area is moved 30 feet closer to the playing field

- 1999 – The lower level of the south bowl, including new locker rooms, is finished before the home opener vs. Wake Forest on Sept. 18.

- 2000 – The Carl Smith Center, home of David A. Harrison III Field, is dedicated during the 2000 season opener against Brigham Young on Sept. 2. The final phase of the stadium renovation project includes the completion of the new Bryant Hall at the Carl Smith Center.

- 2001 – A crowd of 61,625 attends the home game vs. Virginia Tech, the largest attendance for a football game in Virginia state history at the time.

- 2003 – Video display panels, called “ribbon boards,” are installed below the upper decks on the east and west sides of the stadium.

- 2005 – The legendary rock band The Rolling Stones perform before a sold out crowd on Oct. 6.

- 2008 – A record-setting crowd of 64,947 attends the season opener vs. Southern California.

- 2009 – A new 32-foot by 57-foot videoboard replaces the existing 21-foot by 28-foot screen.

- 2009 – Rock band U2 brought its famous 360° Tour to a packed Scott Stadium on Oct. 1.

- 2015 – New “ribbon board” LED displays were installed and run along the fascia between the upper and lower levels completely around the stadium’s horseshoe.

LAMBETH FIELD



Built in stages from 1901-1913, Lambeth Field served as the Cavaliers’ home until the construction of Scott Stadium in 1931. Named for Dr. William A. Lambeth, often called “the father of athletics” at UVA, Lambeth Field was also the home of the university’s successful track and baseball teams until the early 1970s.

Completion of the stadium in 1913 provided grandstand seating for 8000 people at a cost of \$35,000. Student season tickets cost \$7.50 that season, while alumni tickets were \$9.50. The dedication game against Vanderbilt in November 1913 saw the Cavaliers wallop the Commodores 34-0 in a game called “the football classic of the South.”



GEORGE WELSH

Indoor Football Practice Facility

Officially opened during Spring 2013, the George Welsh Indoor Practice Facility gives Virginia Football one of the finest indoor facilities on the East Coast.

The 78,000 square-foot facility features a full-sized football field (120 yards long). It will have a clearance of 65 feet to its arched ceiling. A viewing platform is available for coaching and videotaping of practices.

The George Welsh Indoor Practice Facility was designed by VMDO Architects of Charlottesville, in association with Knight Architects from Atlanta.

"Anyone that has followed the development of our football program in the last 30 years knows that George Welsh is the person that consistently brought high levels of achievement on the football field at the University of Virginia," Virginia Athletics Director Craig Littlepage said. "Coach Welsh had great teams, great players, and great coaching staffs during his 19 years as our head coach. Through

naming the new indoor practice facility in George Welsh's honor, we recognize the impact he and those he coached have had on our program and the University as a whole."


"At first I was surprised and didn't believe it," Welsh said. "This is a singular honor and I feel very humble about it. I had a lot of help, between the great staff people I had and the great players I had for 19 years. It is also a tribute to those people.

"I think the indoor facility is going to help the football program. When I first heard we were going to build an indoor facility, I started thinking about the late 80s when we finally got enough money together to start the McCue Center here. For us to stay current at that time we had to have a building like that. Listening to the coaches today, the indoor facility is the big thing you have to have. I feel very honored to be associated with this."

Welsh coached the Cavaliers for 19 years from 1982 to 2000. During that span he recorded a 134-86-3 record to become the winningest coach in UVA history. In nine years at Navy he produced a 55-46-1 record for a career mark of 189-132-4 in 28 seasons. Welsh was inducted into the College Football Hall of Fame in 2004.

When Welsh took over the Virginia program in 1982, the Cavaliers had managed just two winning seasons, won only 33 conference games over the previous 29 seasons and had never been to a bowl game. Welsh reversed that trend quickly. After finishing 2-9 in his first season in Charlottesville, the team posted a 6-5 mark in 1983. The following season the Cavaliers posted an 8-2-2 record, placed second in the ACC and won the Peach Bowl.

FOOTBA



Starting in 1987, Virginia compiled a conference record streak of 13 consecutive seasons with at least seven victories. The Cavaliers shared the ACC crown in 1989 and in 1995 and made 11 more bowl appearances. Welsh's 1989 squad won a school-record 10 games and in 1990 the Cavaliers were ranked No. 1 in both major media polls for the first time in the program's history. In 1995 the Cavaliers defeated Florida State to hand the Seminoles their first-ever ACC defeat.

Welsh was named the ACC Coach of the Year four times - 1983, 1984, 1991 and 1995. He retired as the winningest coach in conference history with 134 victories. His career win total of 189 was the 24th most in Division I history at the time of his retirement.

INDOOR PRACTICE FACILITY FACTS:

Total Project Cost:	\$13 million
Funding:	Private donations
Construction Start Date:	April 30, 2012
Substantial Completion Date:	March, 2013
Architectural Firm:	VMDO Architects
Construction Firm:	Barton Malow
Scope of Project:	80,000 square feet 77 feet tall 65 foot clear interior height
Playing Surface:	Full 100-yard football field with end zones and five-yard overruns FieldTurf Revolution playing surface 132 tons of cryogenic rubber pellets
Sand Pit Training Area:	40 x 160 feet 400 tons of sand (17 dump truck loads)
Workforce:	Approximately 250 workers were employed 30 subcontractors were used
Exterior Video Board:	22 feet wide by 13.3 feet high Video Camera System Seven fixed HD remote cameras (four interior / three exterior)
Garage Doors:	12 total 12 feet wide by 12 feet high
Height of Interior Graphics:	40 feet
Play Clocks:	Two synchronized play clocks (one internal, one external)



JAMES E. RYAN
University President

James E. Ryan serves as the ninth president of the University of Virginia. A leading expert on law and education, Ryan has written extensively about the ways in which law structures educational opportunity. His articles and essays address such topics as school desegregation, school finance, school choice, standards and testing, pre-K, and the intersection of special education and neuroscience. Ryan is also the coauthor of the textbook “Educational Policy and the Law” and the author of “Five Miles Away, A World Apart,” which was published in 2010 by Oxford University Press. Ryan’s most recent book, “Wait, What? And Life’s Other Essential Questions,” based on his popular 2016 commencement speech, was published in 2017 by HarperOne and is a New York Times bestseller. In addition, Ryan has authored articles on constitutional law and theory and has argued before the United States Supreme Court.

Before coming to UVA, Ryan served as dean of the Harvard Graduate School of Education. In this role, Ryan increased the size, strength, and diversity of the faculty through new hires and promotions. He established the Harvard Teacher Fellows program, an innovative teacher training program for Harvard College seniors and recent alumni, and began a school-wide effort to reimagine its master’s degree programs. Ryan oversaw an expansion of professional education, including the creation of two new online certificate programs, and launched Usable Knowledge, an online resource designed to broadly disseminate actionable research findings in education. He and colleagues also embarked on an ongoing effort entitled “Fulfilling the Promise of Diversity,” intended to prepare students for careers working in diverse environments, and resulting in new courses, prominent speakers, and teaching workshops related to diversity and inclusion. Under his leadership, the school surpassed its campaign goal of \$250 million more than a year ahead of schedule, and raised the largest gift in the school’s history, a \$35.5 million gift to establish the Zaentz Early Education Initiative.

Before his deanship, Ryan was the Matheson & Morgenthau Distinguished Professor at the University of Virginia School

of Law. He also served as academic associate dean from 2005 to 2009 and founded and directed the school’s Program in Law and Public Service. While at Virginia, Ryan received an All-University Teaching Award, an Outstanding Faculty Award from the State Council of Higher Education for Virginia, and several awards for his scholarship. Ryan has been a visiting professor at Harvard, Yale, and the University of Auckland. He has also served on numerous education boards and commissions, including the U.S. Department of Education’s Equity and Excellence Commission and the board of the Maya Angelou Public Charter School in Washington, D.C.

Ryan received his AB summa cum laude from Yale University and his JD from the University of Virginia, which he attended on a full scholarship and from which he graduated first in his class. After law school, Ryan clerked for William H. Rehnquist, the late Chief Justice of the United States, and then worked in Newark, N.J., as a public interest lawyer before entering into teaching. Ryan and his wife, Katie, who is also an alum of the UVA School of Law, have four children.



CARLA WILLIAMS
Director of Athletics

With a background as a student-athlete, coach and administrator, Carla Williams’ approach to leading Virginia is forward thinking. Her focus is on providing opportunities for student-athletes to maximize their college experience while establishing a culture and support system for the sport programs to compete for championships. Above all, her commitment to academic excellence is unwavering.

Williams impact at UVA was recognized when she was named the Women Leaders in College Sports 2019 Administrator of the Year for all NCAA Division I FBS athletics programs. Williams wants student-athletes at UVA to grow, prosper and prepare themselves for their futures away from athletic competitions. To ensure that approach becomes a reality, she announced The Master Plan project in 2018 that will set the course for generations of future Hoos.

The \$180 million Master Plan addresses the immediate needs to upgrade facilities for the Cavalier football program and UVA Olympic Sports. Administrative buildings, sport perfor-

mance centers and new playing surfaces will be the most visible phases of the project that also includes the demolition of University Hall. The services and support areas encompassed within the project will have meaningful and lasting impacts on student-athletes in the form of leadership, ethics, stewardship, wellness and academic achievement.

It is a plan that is aggressive in scope, but one that Williams feels is needed to ensure UVA’s place among the nation’s leading athletics departments. The end result will provide student-athletes an unsurpassed experience in terms of personal development.

During her short tenure as UVA’s athletics director, Williams has witnessed a revival of the Cavalier football program and a history-making performance by the men’s basketball team. Under coach Bronco Mendenhall, UVA’s football program has gone from a two-win season in 2016 to winning the ACC’s Coastal Division in 2019 and playing in the ACC Championship Game and the Orange Bowl.

The Virginia men’s basketball team won the program’s first NCAA Championship in 2019, finishing the tournament with a run of three dramatic come-from-behind victories to cap an epic storyline after UVA exited the championship a year earlier as the first No. 1 seed to lose to a No. 16 seed.

The Cavalier men’s lacrosse team captured its eighth national title in 2019 and helped UVA to an eighth-place finish in the Directors’ Cup. Virginia also claimed the Capitol One Cup for men’s sports in 2019, the second time it won the award since 2015.

In the classroom, UVA student-athletes have set record numbers (496 in 2020) for placement on the ACC Honor Roll, achieved highest grade point average totals in program history and been recognized by the NCAA for outstanding achievement on academic progress reports. A total of five UVA student-athletes were named their sport’s respective ACC Scholar-Athlete of the Year in 2019-20. Williams’ appointment at Virginia in October of 2017 made her the first female African-American athletics director at a Power Five conference institution. At the time, she was the fifth active female athletics director at that level.

Recently, Williams worked on the NCAA’s NIL Legislation Solutions Group to examine student-athlete name, image and likeness rights and is a member of the NCAA Federal and



State Legislation Working Group.

Prior to Virginia, Williams served as an athletics administrator at the University of Georgia for 13 years and was named deputy director of athletics in 2015. During Williams' tenure as an administrator at Georgia, its athletics teams won 16 NCAA team championships and 37 Southeastern Conference titles.

In her role as deputy director of athletics at Georgia, Williams was responsible for the day-to-day operations of the department and its \$127 million budget. She served as administrator for the Bulldogs' football and Lady Bulldogs' women's basketball programs and also had supervisory responsibility for academic support services, business operations, compliance, event management, external operations, facilities and new construction, human resources, sports facilitators (21 sports and 15 head coaches), sports medicine, strength and conditioning, student services and ticketing. She helped to oversee \$162 million in facility additions, upgrades and improvements for the UGA athletics program.

Williams served as the Georgia Athletic Association's liaison to the president's office, provost's office, general counsel, equal opportunity office and student affairs. She also served as the athletics department's deputy Title IX officer.

Williams has the unique background of competing, coaching and administering at the highest levels of intercollegiate athletics. She was an All-SEC guard on the basketball court, then helped recruit and coach some of the greatest teams in Georgia's history before moving on to become one of the highest-ranking female administrators in Division I athletics.

Williams began her administrative career at Georgia in 2004. She served as associate athletic director (2004-2008), senior associate athletic director (2008-2011) and executive associate athletic director (2011-2015) before being promoted to deputy director of athletics. Prior to joining the Bulldogs' staff, Williams was an assistant director of athletics at Vanderbilt (2000-03) and an associate director of athletics (2003-04). She oversaw 11 men's and women's sports as well as the Commodores' CHAMPS/Life Skills program. From 1997-1998, Williams was coordinator for student-athlete development and life skills at Florida State. While completing her Ph.D. in sport administration, Williams was also a graduate

assistant for athletic academic support from 1998-2000.

Williams was instrumental in Georgia's programming to enhance the lives of its student-athletes and prepare them for a life beyond athletics, including its comprehensive "The Georgia Way" program. She also helped build ties for Bulldog alumni, including the creation of UGA's NFL alumni development program. Her involvement at Georgia included serving as a member of the student-athlete conduct committee and student wellness committee. She was involved in general campus affairs which included serving on the University's Terry College of Business board of directors and being active in numerous campus personnel search committees.

NCAA and national organization committee membership are a big part of Williams' resume. She served on the executive committee (2010-2014) for the National Association of Collegiate Directors of Athletics. She was a member of the Southeastern Conference's executive committee (2009-2011), participated on the NCAA women's basketball issues committee (2010-2014) and was an executive board member of the National Association of Collegiate Women Athletic Administrators (2007-2009).

A native of LaGrange, Ga., Williams was a three-year starter for the Lady Bulldogs from 1987-89. She finished her career with 1,115 points, 425 assists and 285 steals. Those tallies ranked No. 10, No. 2 and No. 3 among Georgia's career leaders at the completion of her career.

Williams was then an assistant coach on hall of fame coach Andy Landers' staff from 1991-96, including teams which reached the 1995 and 1996 Final Fours, finished as NCAA runner-up in 1996 and won the 1991 and 1996 SEC Championships. Following the 1995-96 season, Williams moved into administration and served as UGA's assistant director of compliance from 1996-97 before continuing her ascent up the administrative ranks at Florida State, Vanderbilt and Georgia.

Williams was an active member in her community, local schools and church and was on the board of directors for the Athens Area Community Foundation and LLL Community Group. She has served as a committee member for Oconee County School System projects and been involved in the Athens Clarke County

Mentor Program.

In May 2015, Williams was recognized by the Girl Scouts of Historic Georgia as the Athens Woman of Distinction. That same year she was named one of the top-10 senior woman administrators in the NCAA by the website CollegeAD.org.

Williams and her husband Brian, who holds the title of associate professor of public policy at UVA's Frank Batten School of Leadership and Public Policy, have three children: daughters, Carmen and Camryn, and a son, Joshua.



Jim Booz
Deputy Athletics
Director for
Administration

Jim Booz joined the Virginia athletics department as deputy athletics director in December of 2017. He was the first senior staff appointment by new athletics director Carla Williams. He had previously worked with Williams at the University of Georgia and had previously worked in the athletics department at Virginia.

Before his return to UVA, Booz was a senior administrator on Georgia's athletics staff since 2011, most recently serving as an executive associate athletic director. He joined the Bulldogs athletics staff as a senior associate director of athletics and was promoted to executive associate director of athletics in July of 2016. He was directly responsible for the oversight and long-range planning of the sports medicine and compliance units and leading a team of six sport administrators.

He served as the sport administrator for multiple nationally-ranked sport teams including UGA's gymnastics and track and field and cross country programs. Additionally, Booz assisted with the day-to-day supervision of football. He was a member of Georgia's senior council and led the department's comprehensive action plan committee.

In his previous service at Virginia, Booz was as associate director of athletics for academic affairs (2007-11) and associate athletic director for compliance (2004-07).

He was responsible for oversight and long-range planning in the academic affairs area, hiring and training staff, evaluating the program and designing its content, developing and implementing policy, and developing and managing the budget. He participated in the Athletic Directors' Institute sponsored by the Division I-A Athletic Directors' Association in July of 2006.

He was involved in numerous institutional and national programs and committees at Virginia including the UVA Presidential Leadership Program, UVA Student Information Core Advisory Committee, National Association of

Athletic Academic Advisors Strategic Planning Committee, NCAA Peer Review Team member, and was a Division 1-A Athletics Directors Institute participant.

Prior to joining the Virginia staff, Booz served as assistant athletics director for compliance at Vanderbilt from 2000-2004. He had originally joined the Vanderbilt staff in 1995 as an academic counselor before being named director of eligibility and summer programs in 1998.

Booz received his undergraduate degree in physical education and sport management from Tennessee at Martin (1995) and master's degree in higher education administration from Middle Tennessee State (1998).

He and his wife, Christine, have three children -- Claire, Maggie and Frances.



TED WHITE
Deputy Athletics
Director

In July of 2018 Ted White was named deputy athletics director.

White is part of the ACC'S Committee for Racial and Social Justice, which was created in June of 2020 and operates under the moniker of "CORE" - Champions of Racial Equity.

White's previous stop was in the SEC where joined the Georgia athletics staff in 2006 as the director of the Rankin Smith Sr. Academic Center for Student-Athletes and was promoted to associate athletic director in 2009. White was elevated to Georgia's senior staff in 2011, serving as senior associate athletic director. He was responsible for the oversight of the academic support services and student development programming for over 620 student-athletes.

White served as executive associate athletic director at UGA from 2016-17 before being promoted to deputy athletic director in January of 2018. In addition to student development programming, White was responsible for the oversight of sports medicine, nutrition and student wellness for the past three years at UGA. He has been the sport administrator for the baseball and equestrian programs since 2011.

White arrived at Georgia after serving three years as director of the Academic

Center for Student-Athletes at LSU from 2003-06.

Prior to his tenure at LSU, White held positions as a management team member and director of academic support at the University of California, Berkeley (1997-2001), and coordinator of academics and eligibility at the University of California, Davis (1994-97).

White earned a bachelor of arts degree in communication from the University of California, San Diego (1992), where he was a member of the baseball team, and master's degree in sport management from the University of Richmond (1998).

He is married to Carrie Leger White and is the father of two children, Jack and Sophie.



BRITNEY WHITESIDE
Executive Associate
Athletics Director

Brittney Whiteside joined the Virginia athletics department in July of 2019 as executive associate athletics director. Her responsibilities include oversight of external operations, strategic planning, Title IX and Gender Equity. She supervises men's lacrosse, women's soccer, women's basketball and softball.

Whiteside is part of the ACC'S Committee for Racial and Social Justice, which was created in June of 2020 and operates under the moniker of "CORE" - Champions of Racial Equity.

Prior to UVA, Whiteside was an athletics administrator at Appalachian State, serving as senior associate athletics director and senior woman administrator at the end of her tenure..

At Appalachian State, Whiteside was a member of the department's executive leadership team and worked closely with director of athletics Doug Gillin on management of the department's day-to-day operations. She had oversight of external operations units for marketing, ticketing, licensing and sponsorships, as well the student-athlete support areas of student-athlete leadership and development. She also served as the department's liaison to the University's chancellor's office for athletics.



The sport administrator for women's basketball, men's and women's tennis, men's soccer and men's and women's track and field/cross country, Whiteside also helped oversee the Mountaineers' successful transition to the FBS level of football. The Mountaineers became the first team to win bowl games in the first four consecutive years after making such a transition. They claimed trophies at the 2015 and 2016 Camellia Bowl, 2017 Dollar General Bowl and 2018 New Orleans Bowl and were most recently crowned champions of the 2018 inaugural Sun Belt Championship game.

Prior to overseeing the external units, Whiteside oversaw the student-athlete support areas of sports medicine, strength and conditioning and leadership and development. She created the Mountaineer R.I.S.E program, which is a comprehensive life skills and leadership development program that aims to develop, support and prepare student-athletes for life after athletics.

Whiteside was instrumental in implementing a comprehensive care model for student-athlete health and well-being by hiring the department's first sports dietitian, mental performance coach and sports psychologist, while transitioning the department to a medical model of care.

Whiteside came to Appalachian State from Missouri, where she served as director of external engagement with a primary focus on overseeing and coordinating all facets of the athletics premium seating program at all of Mizzou's athletics facilities. She also assisted with the development of community outreach programs and created new customer service initiatives to enhance football and basketball game day experiences.

Prior to her time at Missouri, Whiteside was a special assistant to the athletics director at her alma mater, Wright State. In that role, she worked in a variety of areas across the athletics department, including assisting in all daily internal and external operations, overseeing special projects and fundraising events, assisting with capital projects and analytical research and overseeing and administering student-athlete development and community involvement initiatives. She also designed and

oversaw Wright State's student-athlete advisory committee and CHAMPS/Life Skills program, including facilitating community partners to sponsor the program.

Whiteside was a women's basketball student-athlete at Wright State from 2003-07. She was a four-time Horizon League all-conference and all-defensive team performer and finished her career ranked second on the Raiders' all-time scoring list. She was also named a strength and conditioning All-American in 2007 and Wright State's Female Athlete of the Year for 2006-07.

She went on to play professionally in Germany, spending four years as a point guard for the USC Freiburg, SV Halle Lions and TSV Amicitia basketball clubs before returning to the United States to begin her career in athletics administration.

A dean's list student throughout her academic career at Wright State, Whiteside graduated with a degree in psychology in 2007. She went on to earn a master's degree in rehabilitation counseling from Wright State in 2012.



STEVE PRITZKER
Executive Associate
Athletics Director/CFO

Steve Pritzker is in his first year as the executive associate athletics director for business operations and remains the chief financial officer (CFO) for the University of Virginia athletics department. Previously, Pritzker was a senior associate athletics director and associate athletics director from 2013-19.

In addition to supervising the business office, John Paul Jones arena, information technology and the equipment room, Pritzker supervises Women's Rowing, Men's Soccer, Wrestling and Women's Lacrosse. Pritzker serves as the department's primary liaison to the University's audit, budget, financial administration and procurement offices.

Pritzker returned to Virginia in 2013 after serving as the head rowing coach at Iowa. He spent the previous nine years as a member of Virginia's coaching staff, from 2004 to 2012. After volunteering with the rowing team during the

2004 season, while earning his master's degree in business administration, Pritzker assumed full-time coaching responsibilities in the fall of 2005. In 2007 he was promoted to associate head coach. While at Virginia, Pritzker helped guide the Cavaliers to NCAA team championships in 2010 and 2012, along with runner-up finishes in 2005 and 2007. He also coached the Varsity 4 to four individual National Championships, as well as three National runner-up finishes. Virginia won eight ACC titles in his nine seasons.

While working with the Cavaliers' rowing program, Pritzker supported the Athletic Department on finance and budgeting matters, including forecasting and achieving financial efficiencies. He worked directly with different units within the athletics department on budget management. Pritzker's business background includes a two-year stint with Credit Suisse First Boston in New York City as a research sales analyst, and two years with Kingdon Capital Management.

A native of Alexandria, Va., Pritzker graduated from Yale and received his master's degree from UVA's Darden Graduate School of Business in 2005. He was selected as a Schwartz Research Fellow at Yale, while earning four varsity letters as a coxswain on the rowing team. While a graduate student, Pritzker was selected as a resident for the Range in the historical Academical Village at UVA on the basis of his academic achievement and service to the University.



NANCY RIVERS
Senior Associate
Athletics Director &
Chief of Staff

Nancy Rivers joined the Virginia athletics department in 2018 as senior associate athletics director and chief of staff. She oversees facilities, game operations, capital projects, and human resources.

Rivers has worked at the University for the past 31 years. She served as chief of staff for the president and associate vice president for administration for 12 years.

Prior to working in the president's office, Rivers served as UVA's director of state governmental relations and assistant

SENIOR STAFF

vice president. She joined the University as an associate director for intramural-recreational sports in 1989, and previously served in the athletic and intramural sports administrations at Texas, Iowa and Fairfield.

Rivers graduated from Luther College in 1979 with academic honors and was later (1989) inducted into its athletic hall of fame for basketball and softball. Immediately following her collegiate career, she was selected as a fourth-round draft pick by the Iowa Cornets of the Women's Professional Basketball League, the first professional women's basketball league in the United States. She played for the Iowa Cornets and the Minnesota Fillies before pursuing a master's degree from Iowa.

Rivers and her husband, Ed, have one adult son, Chris.

Goodale serves on the boards of ParadeRest, a Charlottesville-based nonprofit organization that serves military members and military families in Virginia, and First Tee of the Virginia Blue Ridge, the local chapter of an international youth development organization introducing the game of golf and its inherent value to young people.

Goodale resides in Charlottesville and has two children, Ava and Graham.



DIRK KATSTRA
Executive Director of the Virginia Athletics Foundation/Senior Associate Athletics Director

Dirk Katstra is in his 25th year as executive director of the Virginia Athletics Foundation, which is responsible for all of fundraising efforts for Virginia Athletics. In his role as senior associate athletics director, he serves as the sport administrator for men's and women's swimming and diving and men's and women's tennis.

In June 2004, Katstra was named Fundraiser of the Year by the National Association of Athletic Development Directors (NAADD) in recognition of his outstanding leadership and success in fundraising on behalf of Virginia athletics. In June 2012, he was named to the executive committee of NAADD and served as president in 2018-19.

Katstra previously served the athletics department as the associate director for external affairs, overseeing the long-range planning and daily operations for marketing, media relations,

sports publications, and the ticket office. From 1992 to 1996, Katstra served as director of annual giving for the Foundation.

A native of Stilwell, Kan., Katstra is a 1991 graduate of UVA with a degree in sport management. A member of the Cavalier basketball team from 1987 to 1991, Katstra played on three NCAA Tournament teams and was a senior captain on the 1990-1991 squad.

Before joining the Virginia Athletics Foundation staff in 1992, Katstra served an internship with the athletics department's promotions and marketing office, and had administrative responsibilities with the men's basketball program.

Katstra is married to the former Michelle Massie of Charlottesville. The couple has two sons, Austin and Ryan, and daughter, Ryleigh. Austin is a member of the UVA basketball team as a walk on and was on UVA's 2019 NCAA title team. Katstra's father, the late Richard Katstra, lettered as a member of the UVA basketball team in 1963 and 1964.



ERIC BAUMGARTNER
Associate Athletics Director for Compliance

Eric Baumgartner joined the Virginia athletics staff in October of 2011 as the associate athletics director for compliance. In 2017 he took on the role as the sport administrator for men's and women's squash.

Prior to coming to UVA, Baumgartner was the assistant athletics director for compliance at Georgia from October of 2005 to 2010 before being promoted to associate athletics director. While serving at Georgia he developed, administered and monitored compliance systems for the institution's 21 intercollegiate athletics programs. He was responsible for rules education programs for coaches, administrators, student-athletes, alumni and other university personnel.

Prior to working at Georgia, Baumgartner was an assistant director of membership services at the NCAA. His duties included helping schools interpret NCAA legislation, conducting on-campus compliance reviews and serving as the lead for NCAA athletic certification publications.

Baumgartner was the assistant athletic director for compliance at Clemson from June of 2000 through August of 2003. He developed, administered and monitored Clemson's compliance systems to maintain institutional control for the school's athletics program. He also served as the assistant athletic director for compliance at

Jacksonville University from August of 1997 until June 2000.

Baumgartner earned his master's degree in sports administration from Georgia State in 1997. He earned his undergraduate degree from Virginia Tech in exercise science in 1995. He is a native of Blacksburg, Va., is married to Angela and has three kids, MacKenzie (18), Evan (18) and Benjamin (15).



COVERING THE CAVALIERS

Virginia's 2021 football fact book was prepared by the staff of the UVA athletics media relations office to assist the news media in its coverage of the Cavaliers this fall. Requests for additional information, feature materials and photographs should be made to the athletics media relations office.

Athletics Media Relations Office
University of Virginia
P.O. Box 400853
Charlottesville, VA 22904-4853
(434) 982-5500

The UVA athletics media relations office is located in John Paul Jones Arena. Please access the offices through the Arena's security entrance located at the end of the service road on the north side of the building. Visitor parking is available on the second deck of the parking garage.

PLAYER INTERVIEWS

All player interviews must be arranged through the UVA athletics media relations office. It is requested that you allow the athletics media relations staff at least one day, preferably longer, to arrange an interview. All requests for Tuesday player interviews must be submitted to the athletics media relations office by Noon on Monday. No interviews will be arranged with players after Wednesday the week of a game. Defensive players and assistant coaches will be available on Tuesdays and offensive players and coaches will conduct interviews on Wednesdays. Select players will conduct interviews during the same time period (mid-day) of coach Bronco Mendenhall's regular Monday press availability. Depending on circumstances, these interviews may be conducted on Zoom.

PRACTICE COVERAGE

All practices are closed to media and fans.

POSTGAME INTERVIEWS

Virginia's locker room is closed to the media both at home and on the road. Depending on circumstances, post-game interviews may be conducted on Zoom.

WORKING MEDIA

Virginia's press facilities are located in the Captain Norton Pritchett Press Box on the west side of the Carl Smith Center, home of David A. Harrison III Field at Scott Stadium. Admittance to the press box is by official credential only and is strictly limited to members of the working media and event support personnel. Specific guidelines and protocols for game day media operations will be announced closer to the start of the season.

PRESS CREDENTIALS

Specific guidelines and protocols for game day credentials will be announced closer to the start of the season.

PRESS PARKING

Specific guidelines and protocols for game day parking will be announced closer to the start of the season.

VISIT UVA'S WEB SITES

Information on all of Virginia's varsity sports is available on the UVA Athletics Department's official web sites:

www.virginiasports.com

ATHLETICS MEDIA RELATIONS



JIM DAVES
Asst. AD for Media Relations
Bronco Mendenhall and assistant coach Interviews
Office.....434-243-2467
Mobile434-962-7668
jimdaves@virginia.edu
@JimDaves



SCOTT FITZGERALD
Asst. Director for Media Relations
(Primary Football Contact)
Player Interviews
Office.....434-982-9878
Mobile908-246-6818
s.fitzgerald@virginia.edu
@ScottFitz11

THE STANDARD.



WE DO THIS ACCN is the home of all things ACC. Catch live games, original content and analysis of Cavaliers action all season long. Join Us @ACCNetwork   

Check GetACGN.com for current providers.

ACCN
ESPN