



RUSHING RECORDS

Attempts

Career—809, Thomas Jones, 1996-99
Season—334, Thomas Jones, 1999
 Sr.—334, Thomas Jones, 1999
 Jr.—265, Tiki Barber, 1995
 Soph.—229, Gary Helman, 1969
 Fr.—196, Antonio Rice, 1982; Wali Lundy, 2002
Game—39, Thomas Jones vs. Georgia Tech, 1999
 Sr.—39, Thomas Jones vs. Georgia Tech, 1999
 Jr.—37, John Papit vs. West Virginia, 1949
 Soph.—37, Gary Helman vs. William & Mary, 1969
 Fr.—34, Marcus Wilson vs. VMI, 1987

Yardage

Career—3998, Thomas Jones, 1996-99
Season—1798, Thomas Jones, 1999
 Sr.—1798, Thomas Jones, 1999
 Jr.—1397, Tiki Barber, 1995
 Soph.—1020, Terry Kirby, 1990
 Fr.—835, Howard Petty, 1983
Game—224, John Papit vs. Washington & Lee, 1948
 Sr.—223, Alvin Pearman vs. Duke, 2004
 Jr.—212, John Papit vs. West Virginia, 1949
 Soph.—224, John Papit vs. Washington & Lee, 1948
 Fr.—182, Howard Petty vs. Wake Forest, 1983

Consecutive Games of 100 Yards or More

8, Tiki Barber, 1996

Average

Career—6.0, John Papit, 1947-50
Season—7.0, Nikki Fisher, 1990 (min. 50 carries)
Game—34.7, Ray Brown vs. Hampden-Sydney, 1946 (min. 3 carries)

Touchdowns

Career—46, Gene Mayer, 1912-15
 (modern record: 43, Wali Lundy, 2002-05)
Season—18, Gene Mayer, 1915 (modern record: 17, Wali Lundy, 2004)
 Sr.—18, Gene Mayer, 1915
 Jr.—17, Wali Lundy, 2004
 Soph.—12, Wayne Taulapapa, 2019
 Fr.—9, Kevin Parks, 2011
Game—5, Gene Mayer vs. North Carolina, 1912; Gene Mayer vs. Richmond, 1915 (modern record: 4, on eight occasions)
 Sr.—5, Gene Mayer vs. Richmond, 1915
 Jr.—4, Gene Arnette vs. Buffalo, 1967;
 Tiki Barber, vs. Georgia Tech, 1995
 Soph.—4, Terry Kirby vs. William & Mary, 1990;
 Gary Helman vs. William & Mary, 1969
 Fr.—5, Gene Mayer vs. North Carolina, 1912

Longest Plays—Runs

96 Mikell Simpson vs. Texas Tech, 2007
 88 Bob Davis vs. N. C. State, 1964
 81+ Tommy Vigorito vs. NC State, 1979
 81 Tiki Barber vs. Michigan, 1995
 80+ Tiki Barber vs. Virginia Tech, 1996
 80 Thomas Jones vs. San Jose State, 1998
 79 Ray Brown vs. Hampden-Sydney, 1946
 79 Barry Word vs. Georgia Tech, 1985
 79 Cedric Peerman vs. East Carolina, 2008
 78+ Alvin Pearman vs. Virginia Tech, 2004
 75 Jordan Ellis vs. Ohio, 2018
 73 Terry Kirby vs. Wake Forest, 1992
 72 Grover Jones vs. Hampden-Sydney, 1946
 72+ Kent Merritt vs. Clemson, 1973
 72 Greg Taylor vs. VMI, 1979
 71 George Grimes vs. VMI, 1947
 71 Harold Hoak vs. North Carolina, 1952
 71 Kent Merritt vs. Clemson, 1971
 71+ Thomas Jones vs. Florida State, 1999
 71+ Albert Reid vs. Pitt, 2015
 70+ Tommy Vigorito vs. Maryland, 1978
 70 Michael Johnson vs. Syracuse, 2005

+Non-scoring play

*indicates active player

Career Rushing Leaders

Player	Years	Att.	Yds	Avg.	TD
1. Thomas Jones	1996-99	809	3998	4.9	36
2. Tiki Barber	1993-96	651	3389	5.2	31
3. Terry Kirby	1989-92	567	3348	5.9	24
4. John Papit	1947-50	537	3238	6.0	27
5. Kevin Parks	2011-14	728	3219	4.4	29
6. Wali Lundy	2002-05	742	3193	4.3	43
7. Tommy Vigorito	1977-80	648	2913	4.5	15
8. Frank Quayle	1966-68	514	2695	5.2	28
9. Jim Bakhtiar	1955-57	555	2434	4.4	13
10. Alvin Pearman	2001-04	500	2394	4.8	19
11. Barry Word	1982-85	405	2257	5.6	17
12. Marcus Wilson	1987-89	484	2219	4.6	13
13. Antwoine Womack	97-98, 00-01	429	2207	5.1	13
14. Howard Petty	1983-85	484	2171	4.5	21
15. Kevin Brooks	1992-95	447	2082	4.7	17

Season Rushing Leaders

Player	Year	Att.	Yds.	Avg.	TD
1. Thomas Jones	1999	334	1798	5.4	16
2. Tiki Barber	1995	265	1397	5.3	14
3. Tiki Barber	1996	250	1360	5.4	14
4. Thomas Jones	1998	238	1303	5.5	13
5. Barry Word	1985	207	1224	5.9	6
6. John Papit	1949	197	1214	6.2	9
7. Frank Quayle	1968	175	1213	6.9	12
8. Terry Kirby	1992	175	1130	6.5	6
9. Marcus Wilson	1989	223	1098	4.9	4
10. Tommy Vigorito	1979	184	1045	5.7	6
11. Alvin Pearman	2004	195	1037	5.3	10
12. Kevin Parks	2013	227	1031	4.5	11
13. Antwoine Womack	2000	210	1028	4.9	9
14. Jordan Ellis	2018	215	1026	4.8	10
15. Terry Kirby	1990	165	1020	6.2	7

Single Game Rushing Leaders

Player	Att.	Yds.	Avg.	TD
1. John Papit vs. Washington & Lee, 1948	16	224	14.0	3
2. Alvin Pearman vs. Duke, 2004	38	223	5.9	1
3. Frank Quayle vs. Maryland, 1966	25	221	8.9	1
Thomas Jones vs. NC State, 1999	38	221	5.8	3
Thomas Jones vs. Buffalo, 1999	32	221	6.9	1
6. Frank Quayle vs. Maryland, 1968	29	216	7.5	3
7. Bill Dudley vs. North Carolina, 1941	17	215	12.7	3
8. Terry Kirby vs. Wake Forest, 1992	24	214	8.9	2
9. Thomas Jones vs. Georgia Tech, 1999	39	213	5.5	2
10. John Papit vs. West Virginia, 1949	37	212	5.7	1
11. Jim Bakhtiar vs. VMI, 1956	27	210	7.8	1
Thomas Jones vs. Brigham Young, 1999	35	210	6.0	2
13. Terry Kirby vs. Duke, 1992	28	207	7.4	0
Thomas Jones vs. Georgia Tech, 1998	27	207	7.7	2
15. John Papit vs. Geo. Washington, 1949	26	203	7.8	3
Thomas Jones vs. San Jose State, 1998	23	203	8.8	2

100-Yard Rushers

Date	Opponent	Att.	Yds.	Avg.	TD
Tiki Barber (19)					
Sept. 3, 1994	Florida State	12	108	9.0	0
Oct. 15, 1994	Georgia Tech	22	123	5.6	1
Aug. 26, 1995	Michigan	12	113	9.4	1
Sept. 9, 1995	NC State	24	130	5.4	1
Sept. 16, 1995	Georgia Tech	20	119	6.0	4
Sept. 23, 1995	Clemson	27	111	4.1	1
Oct. 14, 1995	Duke	30	185	6.2	1
Oct. 21, 1995	Texas	27	123	4.6	0
Nov. 2, 1995	Florida State	31	193	6.2	1
Nov. 11, 1995	Maryland	27	116	4.3	1
Sept. 7, 1996	Central Michigan	16	147	9.2	2
Sept. 14, 1996	Maryland	29	123	4.2	1
Sept. 21, 1996	Wake Forest	22	113	5.1	1
Sept. 28, 1996	Texas	25	121	4.8	3
Oct. 5, 1996	Georgia Tech	24	123	5.1	1
Oct. 19, 1996	NC State	17	132	7.8	2
Oct. 26, 1996	Florida State	21	150	7.1	1
Nov. 2, 1996	Duke	24	128	5.3	2
Nov. 29, 1996	Virginia Tech	21	162	7.7	0



John Papit has three of the top-15 rushing games in UVA history.

VIRGINIA

2021 UVA FOOTBALL

Date	Opponent	Att.	Yds.	Avg.	TD
John Duda (2) Sept. 23, 1944 Oct. 28, 1944	Hampden-Sydney VMI	15 23	157 124	10.5 5.4	3 0
Bob Davis (2) Oct. 24, 1964 Nov. 13, 1965	NC State Georgia Tech	7 17	133 124	19.0 7.3	1 2
Joe Sroba (2) Oct. 5, 1974 Oct. 12, 1974	Georgia Tech NC State	32 29	159 125	5.0 4.3	0 0
David Sloan (2) Oct. 4, 1975 Oct. 11, 1975	North Carolina South Carolina	26 27	153 166	5.9 6.1	1 1
Steve Morse (2) Sept. 15, 1984 Nov. 3, 1984	VMI West Virginia	11 18	113 141	10.3 7.8	0 1
Charles Way (2) Sept. 4, 1993 Nov. 25, 1994	Maryland NC State	21 28	136 132	6.5 4.7	3 1
Albert Reid (2) Nov. 28, 2015 Sept. 10, 2016	Virginia Tech Oregon	9 15	103 126	11.4 8.4	1 1
Dick Davis (1) Nov. 11, 1944	Richmond	18	111	6.2	2
Ray Brown (1) Sept. 28, 1946	Hampden-Sydney	3	104	34.7	1
Billy Pennel (1) Oct. 18, 1947	Washington & Lee	12	100	8.3	2
Grover Jones (1) Oct. 23, 1948	VMI	17	104	6.1	0
Buddy Shoaf (1) Oct. 8, 1949	Virginia Tech	12	105	8.8	2
Jim Ashwell (1) Nov. 17, 1951	South Carolina	14	107	7.6	1
Bob Tata (1) Oct. 18, 1952	VMI	20	119	6.0	1
Henry Strempek (1) Nov. 21, 1953	North Carolina	24	121	5.0	1
Ralph Kneeland (1) Nov. 19, 1955	North Carolina	13	110	8.5	0
Wilson Tinsley (1) Nov. 26, 1955	South Carolina	14	119	8.5	1
Fred Shepherd (1) Sept. 24, 1960	William & Mary	17	103	6.1	0
Carroll Jarvis (1) Oct. 10, 1964	VMI	21	146	7.0	0
Gene Arnette (1) Sept. 30, 1967	Buffalo	11	119	10.8	4
Jim Lacey (1) Nov. 8, 1969	Wake Forest	23	111	4.8	1
Scott Gardner (1) Nov. 22, 1975	Maryland	15	120	8.0	1
Dave Hall (1) Oct. 25, 1980	Wake Forest	16	104	6.5	2

Date	Opponent	Att.	Yds.	Avg.	TD
Darren Goode (1) Oct. 24, 1981	Wake Forest	20	127	6.4	0
Derek Jenkins (1) Oct. 15, 1983	VMI	12	107	8.9	1
Chris Warren (1) Sept. 6, 1986	South Carolina	14	105	7.5	1
Durwin Greggs (1) Nov. 8, 1986	NC State	29	177	6.1	0
Shawn Moore (1) Nov. 18, 1989	Maryland	18	121	6.7	2
Marquis Weeks (1) Nov. 16, 2002	NC State	19	129	6.8	0
Michael Johnson (1) Sept. 19, 2004	Akron	6	102	17.0	0
Marques Hagans (1) Sept. 17, 2005	Syracuse	14	110	7.9	0
Vic Hall (1) Nov. 29, 2008	Virginia Tech	16	109	6.8	2
Jameel Sewell (1) Nov. 28, 2009	Virginia Tech	17	104	6.1	1
Daniel Hamm (1) Sept. 21, 2013	VMI	21	136	6.5	2
Brennan Armstrong (1) Dec. 5, 2020	Boston College	17	130	7.7	1

Two 100-Yard Rushers in a Game

VMI, 1948 John Papit 112, Grover Jones 104
 VMI, 1952 Gerry Furst 138, Bob Tata 119
 North Carolina, 1955 Jim Bakhtiar 163, Ralph Kneeland 110
 South Carolina, 1955 Jim Bakhtiar 152, Wilson Tinsley 119
 Buffalo, 1967 Frank Quayle 151, Gene Arnette 119
 Davidson, 1968 Frank Quayle 153, Jeff Anderson 131
 Duke, 1968 Jeff Anderson 183, Frank Quayle 182
 Tulane, 1968 Jeff Anderson 132, Frank Quayle 121
 Maryland, 1975 Scott Gardner 120, Billy Copeland 100
 VMI, 1979 Greg Taylor 133, Tommy Vigorito 120
 Duke, 1979 Tommy Vigorito 126, Greg Taylor 107
 James Madison, 1979 Greg Taylor 157, Tommy Vigorito 118
 Wake Forest, 1980 Quentin Walker 108, Dave Hall 104
 Duke, 1984 Howard Petty 114, Barry Word 107
 Wake Forest, 1984 Barry Word 140, Howard Petty 131
 Maryland, 1985 Kevin Morgan 129, Howard Petty 124
 NC State, 1986 Durwin Greggs 177, Kevin Morgan 104
 William & Mary, 1990 Terry Kirby 188, Nikki Fisher 164
 Wake Forest, 1990 Nikki Fisher 132, Terry Kirby 101
 William & Mary, 1992 Jerrod Washington 197, Kevin Brooks 124
 NC State, 1993 Jerrod Washington 109, Kevin Brooks 107
 Maryland, 1995 Tiki Barber 116, Kevin Brooks 103
 San Jose State, 1998 Thomas Jones 203, Antwoine Womack 142
 NC State, 1998 Thomas Jones 117, Antwoine Womack 109
 Akron, 2004 Wali Lundy 142, Michael Johnson 102
 Maryland, 2004 Alvin Pearman 170, Wali Lundy 102
 Temple, 2005 Jason Snelling 126, Wali Lundy 113
 VMI, 2013 Daniel Hamm 136, Kevin Parks 135
 Richmond, 2018 Jordan Ellis 146, Bryce Perkins 108



Jordan Ellis combined with Bryce Perkins in 2018 as the last Virginia rushers to go over the 100-yard mark in the same game when they combined for 254 yards against Richmond.



PASSING RECORDS



Matt Schaub threw for a school-record 7,502 yards and 56 touchdowns in a stellar career from 2000-03.

Attempts

Career—1069, Matt Schaub, 2000-03
Season—509, Kurt Benkert, 2017
 Sr.—509, Kurt Benkert, 2017
 Jr.—418, Matt Schaub, 2002
 Soph.—427, David Watford, 2013
 Fr.—247, Jameel Sewell, 2006
Game—66, Kurt Benkert vs. Indiana, 2017
 Sr.—66, Kurt Benkert vs. Indiana, 2017
 Jr.—58, Matt Schaub vs. GT, 2002
 Soph.—61, David Watford vs. GT, 2013
 Fr.—48, Scott Gardner vs. UNC, 1972

Completions

Career—716, Matt Schaub, 2000-03
Season—320, Bryce Perkins, 2019
 Sr.—320, Bryce Perkins, 2019
 Jr.—288, Matt Schaub, 2002
 Soph.—244, David Watford, 2013
 Fr.—143, Jameel Sewell, 2006
Game—43, David Watford vs. Georgia Tech, 2013
 Sr.—41, Matt Schaub vs. NC State, 2003
 Jr.—41, Matt Schaub vs. GT, 2002
 Soph.—43, David Watford vs. GT, 2013
 Fr.—23, Jameel Sewell vs. Miami, 2006

Yards

Career—7502, Matt Schaub, 2000-03
Season—3538, Bryce Perkins, 2019
 Sr.—3538, Bryce Perkins, 2019
 Jr.—2976, Matt Schaub, 2002
 Soph.—2671, Michael Rocco, 2011
 Fr.—1342, Jameel Sewell, 2006
Game—455, Kurt Benkert vs. UConn, 2017
 Sr.—455, Kurt Benkert vs. UConn, 2017
 Jr.—421, Kurt Benkert vs. Central Mich., 2016
 Soph.—383, Brennan Armstrong vs. ACU, 2020
 Fr.—243, Jameel Sewell vs. Maryland, 2006

Games Passing 200 Yards or More

Career—20, Matt Schaub, 2000-03
Season—9, Matt Schaub, 2003; Kurt Benkert, 2017; Bryce Perkins, 2019

Consecutive Games Passing 200 Yards or More (Season)

6, Matt Schaub, 2003
 Marc Verica, 2008

Consecutive Games With a Touchdown Pass

14, Matt Schaub, 2002

Consecutive Passes Without An Interception—Season

224, Matt Blundin, 1991

Consecutive Passes Without An Interception—Career

231, Matt Blundin, 1990-91

Consecutive Completions

Career—18, Michael Rocco, 2012
Game—18, Michael Rocco vs. Miami, 2012

Completion Percentage

Career—67.0, Matt Schaub, 2000-03, (min. 250 attempts)
Season—69.7 (281-403), Matt Schaub, 2003 (min. 100 attempts)
Game—93.3 (14-15), Shawn Moore vs. Duke, 1989 (min. 15 attempts)

Touchdowns

Career—56, Matt Schaub, 2000-03
Season—28, Matt Schaub, 2002
Game—6, Dan Ellis vs. Buffalo, 1999

Interceptions

Career—59, Scott Gardner, 1972-75
Season—19, Scott Gardner, 1975
Game—5, Charlie Harding vs. Richmond, 1952; George Allen vs. Maryland, 1972; Wayne Schuchts vs. Navy, 1983

Longest Pass Plays (75 yards or more)

97 Harry Martin to Bus Male to John Leys, Navy, 1935
 93 Wayne Schuchts to Nick Merrick, Wake Forest, 1982
 92 Stan Fischer to Joe Kehoe, Navy, 1960
 91+ Matt Blundin to Tyrone Davis, N.C. State, 1991
 90 Scott Gardner to Harrison Davis, UNC, 1973
 90 Emmanuel Byers to Deyon Williams, Miami, 2005
 90 Brennan Armstrong to Lavel Davis Jr., ACU, 2020
 89 Kevin Ferguson to John Ford, VMI, 1984
 88 Todd Kirtley to Cole Egan, Rutgers, 1980
 87 Symmion Willis to Larry Holmes, Ohio, 1993
 86 Bryce Perkins to Olamide Zaccheaus, Ohio, 2018
 85 Bob Davis to Frank Quayle, VMI, 1966
 85 Wayne Schuchts to Barry Word, Wake Forest, 1983
 84 Dan Ellis to Thomas Jones, Buffalo, 1999
 84+ Kurt Benkert to David Eldridge, Duke, 2016
 83+ Sonny Randle to Dave Graham, UNC, 1957
 83 Shawn Moore to Herman Moore, N.C. State, 1990
 82 Mike Groh to Demetrius "Pete" Allen, Duke, 1995
 82 Kurt Benkert to Olamide Zaccheaus, CMU, 2016
 81 Kurt Benkert to Olamide Zaccheaus, UNC, 2017
 80 Wayne Schuchts to Quentin Walker, Duke, 1983
 80 Matt Johns to Taquan Mizzell, W&M, 2015
 78 Michael Rocco to Perry Jones, Miami (Fl.), 2011
 77 Bryce Perkins to Olamide Zaccheaus, Ohio, 2018
 76 Whitey Michels to Steve Osisek, VMI 1949
 76 Mike Groh to Patrick Jeffers, Clemson, 1995
 76 Marc Verica to Kris Burd, Florida State, 2010
 75 Bill Troup to Joe Smith, William & Mary, 1970
 75 Matt Blundin to Herman Moore, Clemson, 1989
 75 Matt Johns to T.J. Thorpe, Boise State, 2015
 75 Kurt Benkert to Joe Reed, Miami, 2017
 75 Bryce Perkins to Joe Reed, Virginia Tech, 2018
 +Non-scoring play

Career TD Passes

Player	TD
1. Matt Schaub, 2000-03	56
2. Shawn Moore, 1987-90	55
3. Bryce Perkins, 2018-19	47
4. Kurt Benkert, 2016-17	46
5. Scott Gardner, 1972-75	33
Aaron Brooks, 1995-98	33
7. Matt Johns, 2013-16	30
8. Mike Groh, 1992-95	29
9. Dan Ellis, 1997-00	28
10. Marques Hagans, 2002-05	27
Michael Rocco, 2010-12	27

Season TD Passes

Player	TD
1. Matt Schaub, 2002	28
2. Kurt Benkert, 2017	25
Bryce Perkins, 2018	25
4. Bryce Perkins, 2019	22
5. Shawn Moore, 1990	21
Bobby Goodman, 1992	21
Kurt Benkert, 2016	21
8. Aaron Brooks, 1997	20
Dan Ellis, 1999	20
Matt Johns, 2015	20
11. Matt Blundin, 1991	19
Symmion Willis, 1993	19
13. Shawn Moore, 1989	18
Matt Schaub, 2003	18
Brennan Armstrong, 2020	18



200-Yard Game Passers


Table with columns: Date, Opponent, C-A, Yds, Int, TD. Lists players such as Matt Schaub (20), Bryce Perkins (16), Shawn Moore (15), Kurt Benkert (15), Marc Verica (14), Aaron Brooks (12), and Marques Hagans (11) with their respective stats.

Table with columns: Date, Opponent, C-A, Yds, Int, TD. Lists players such as Michael Rocco (11), Matt Johns (11), Scott Secules (10), Jameel Sewell (10), Matt Blundin (9), Dan Ellis (9), Mike Groh (8), Scott Gardner (7), Symmion Willis (7), Brennan Armstrong (7), and Bob Davis (6) with their respective stats.

VIRGINIA

2021 UVA FOOTBALL

Yds	Int	TD	DateOpponentC-A		
Wayne Schuchts (6)					
Oct. 23, 1982	Wake Forest	15-30	320	1	1
Sept. 3, 1983	Duke	10-21	275	0	3
Sept. 24, 1983	N.C. State	18-28	223	1	0
Oct. 8, 1983	Clemson	16-32	220	2	1
Oct. 22, 1983	Wake Forest	10-26	206	0	1
Nov. 5, 1983	Georgia Tech	16-38	265	0	1
Don Majkowski (5)					
Nov. 17, 1984	North Carolina	20-29	266	0	1
Nov. 24, 1984	Maryland	15-32	219	1	0
Sept. 6, 1986	South Carolina	14-26	271	1	2
Sept. 13, 1986	Navy	18-31	217	0	0
Nov. 1, 1986	William & Mary	15-26	212	0	3
Bobby Goodman (5)					
Sept. 19, 1991	Georgia Tech	11-18	229	0	3
Sept. 5, 1992	Maryland	16-26	200	2	3
Sept. 12, 1992	Navy	14-22	306	2	5
Sept. 26, 1992	Duke	15-26	226	0	2
Oct. 10, 1992	Clemson	15-30	243	1	4
David Watford (5)					
Sept. 21, 2013	VMI	18-25	206	2	2
Oct. 5, 2013	Ball State	21-36	209	1	0
Oct. 12, 2013	Maryland	27-44	263	0	1
Oct. 19, 2013	Duke	20-38	263	1	1
Oct. 26, 2013	Georgia Tech	43-61	376	1	2
Gene Arnette (4)					
Oct. 21, 1967	South Carolina	15-21	222	0	0
Nov. 2, 1968	South Carolina	17-37	240	4	3
Nov. 16, 1968	Tulane	14-20	265	0	4
Nov. 23, 1968	Maryland	14-28	256	1	1
Greyson Lambert (4)					
Oct. 25, 2014	North Carolina	20-40	261	2	2
Nov. 1, 2014	Georgia Tech	19-32	230	2	1
Nov. 8, 2014	Florida State	20-35	220	1	3
Nov. 28, 2014	Virginia Tech	15-32	211	1	1
Todd Kirtley (3)					
Nov. 3, 1979	Georgia	13-21	215	2	2
Sept. 20, 1980	N.C. State	17-30	227	3	1
Nov. 8, 1980	Rutgers	13-22	207	1	1
Harrison Davis (2)					
Nov. 13, 1971	North Carolina	14-30	261	2	2
Sept. 16, 1972	Virginia Tech	16-40	202	3	2
Andy Hitt (2)					
Oct. 2, 1976	Georgia Tech	13-26	239	2	2
Oct. 23, 1976	Wake Forest	13-21	208	0	2
Gordie Whitehead (2)					
Oct. 24, 1981	Wake Forest	15-31	275	2	3
Nov. 14, 1981	North Carolina	18-31	243	1	2
Tim Sherman (2)					
Nov. 2, 1996	Duke	16-26	253	1	0
Nov. 9, 1996	Clemson	19-28	346	0	0
Phillip Sims (2)					
Oct. 6, 2012	Duke	21-42	268	0	2
Oct. 20, 2012	Wake Forest	22-39	253	1	1
Tabb Gillette (1)					
Nov. 7, 1942	Washington & Lee	23-35	268	3	4
Charlie Ellis (1)					
Oct. 6, 1945	VMI	7-8	209	0	2
Sandy Dempsey (1)					
Nov. 15, 1958	South Carolina	19-32	249	2	1
Gary Cuozzo (1)					
Nov. 3, 1962	South Carolina	22-38	220	4	0
Tom Hodges (1)					
Oct. 2, 1965	North Carolina	13-18	211	0	1
Bill Troup (1)					
Oct. 17, 1970	Army	13-24	209	2	0
Larry Albert (1)					
Oct. 2, 1971	Vanderbilt	14-23	217	0	1
Chip Mark (1)					
Nov. 5, 1977	VMI	19-30	201	0	0
Kevin Ferguson (1)					
Sept. 15, 1984	VMI	15-25	273	1	3
David Rivers (1)					
Nov. 6, 1999	Georgia Tech	18-30	228	1	3
Bryson Spinner (1)					
Nov. 10, 2001	Georgia Tech	32-46	327	1	5
Peter Lalich (1)					
Sept. 6, 2008	Richmond	21-39	204	2	0



Matt Blundin holds the Virginia record for most consecutive passes without an interception with 231 in a row.



TOTAL OFFENSE

Total Offense—Plays

Career—1284, Bryce Perkins, 2018-19

Season—723, Bryce Perkins, 2019

Sr.—723, Bryce Perkins, 2019

Jr.—561, Bryce Perkins, 2018

Soph.—531, David Watford, 2013

Fr.—208, Antonio Rice, 1982

Game—70, David Watford vs. Georgia Tech, 2013

Sr.—69, Kurt Benkert vs. Indiana, 2017

Jr.—64, Matt Schaub vs. Georgia Tech, 2002

Soph.—70, David Watford vs. Georgia Tech, 2013

Fr.—59, Scott Gardner vs. North Carolina, 1972

Total Offense—Yards

Career—7910, Bryce Perkins, 2018-19

Season—4307, Bryce Perkins, 2019

Sr.—4307, Bryce Perkins, 2019

Jr.—3603, Bryce Perkins, 2018

Soph.—2691, Michael Rocco, 2011

Fr.—1542, Jameel Sewell, 2006

Game—490, Bryce Perkins vs. North Carolina, 2019

Sr.—490, Bryce Perkins vs. North Carolina, 2019

Jr.—423, Kurt Benkert vs. Central Michigan, 2016

Soph.—435, Brennan Armstrong vs. Abilene Christian, 2020

Fr.—335, Jameel Sewell vs. Maryland, 2006

Career Total Offense Leaders

Player	Year	Rush		Pass		Total Yds	Avg
		Yds	Plys	Yds	Plys		
1. Bryce Perkins	2018-19	1692	6218	1284	7910	6.2	
2. Shawn Moore	1987-90	1268	6629	1177	7897	6.7	
3. Matt Schaub	2000-03	58	7502	1201	7560	6.3	
4. Scott Gardner	1972-75	841	5218	1118	6059	5.4	
5. Jameel Sewell	2006-07,09	646	5366	1260	6012	4.8	
6. Marques Hagans	2002-05	902	4877	894	5779	6.5	
7. Aaron Brooks	1995-98	547	5118	850	5665	6.7	
8. Kurt Benkert	2016-17	-157	5759	1040	5602	5.4	
9. Marc Verica	2007-10	-155	4992	901	4837	5.4	
10. Michael Rocco	2010-12	98	4731	732	4829	6.6	
11. Don Majkowski	1983-86	721	3901	823	4622	5.6	
12. Matt Johns	2013-16	185	4233	717	4418	6.2	
13. Mike Groh	1992-95	12	4366	685	4378	6.4	
14. Dan Ellis	1997-00	60	3974	643	4034	6.3	
15. Bob Davis	1964-66	930	3095	714	4025	5.6	

Season Total Offense Leaders

Player	Year	Rush		Pass		Total Yds	Avg
		Yds	Plys	Yds	Plys		
1. Bryce Perkins	2019	769	3538	723	4307	6.0	
2. Bryce Perkins	2018	923	2680	561	3603	6.4	
3. Kurt Benkert	2017	-63	3207	574	3144	5.5	
4. Matt Schaub	2002	95	2976	488	3071	6.3	
5. Matt Schaub	2003	-23	2952	429	2929	6.8	
6. Matt Johns	2015	86	2810	464	2896	6.2	
7. Marques Hagans	2005	310	2492	310	2802	6.1	
8. Marc Verica	2010	-47	2799	438	2752	6.3	
9. Michael Rocco	2011	20	2671	406	2691	6.6	
10. Brennan Armstrong	2020	552	2117	394	2669	6.8	
11. Shawn Moore	1989	505	2078	360	2583	7.2	
12. Symmion Willis	1993	222	2347	349	2569	7.4	
13. Shawn Moore	1990	306	2262	335	2568	7.7	
14. Aaron Brooks	1998	227	2319	374	2546	6.8	
15. Aaron Brooks	1997	255	2282	355	2537	7.1	

Single Game Total Offense Leaders

Player	Year	Rush		Pass		Total Yds	Avg.
		Yds	Plys	Yds	Plys		
1. Bryce Perkins vs. North Carolina	2019	112	378	63	490	7.8	
2. Bryce Perkins vs. Virginia Tech	2019	164	311	52	475	9.1	
3. Kurt Benkert vs. UConn	2017	10	455	43	465	10.8	
4. Brennan Armstrong vs. Abilene Christian	2020	52	383	29	435	15.0	
5. Kurt Benkert vs. Central Michigan	2016	2	421	44	423	9.6	
6. Brennan Armstrong vs. Boston College	2020	130	287	44	417	9.5	
7. Marc Verica vs. Duke	2010	-4	417	47	413	8.8	
8. Bryson Spinner vs. Ga. Tech	2001	72	327	56	399	7.1	
9. Shawn Moore vs. W. Forest	1988	81	315	41	396	9.6	
10. Matt Schaub vs. N.C. State	2003	-6	393	58	387	6.7	
Bryce Perkins vs. Ohio	2018	8	379	40	387	9.7	
12. Aaron Brooks vs. Va. Tech	1997	-5	390	39	385	9.9	
13. M. Hagans vs. Minnesota	2005	26	358	42	384	9.1	
14. Matt Schaub vs. Ga. Tech	2002	9	372	64	381	5.6	
15. Bob Davis vs. Georgia Tech	1965	124	252	58	376	6.5	
Shawn Moore vs. Georgia Tech	1990	32	344	39	376	9.6	



Quarterback Bryce Perkins (2018-19) relied on his outstanding passing and running abilities to set the school record for most yards of total offense in a career (7,910) in only two seasons at UVA.

Annual Total Offense Leaders

Year	Player	Plys	Yds	Avg	TDR
1940	Bill Dudley	246	1191	4.8	12
1941	Bill Dudley	262	1824	7.0	29
1942	Tabb Gillette	143	791	5.5	6
1944	John Duda	135	800	5.9	8
1945	Charlie Ellis	124	832	6.7	5
1946	Ray Brown	95	688	7.2	7
1947	Joe McCary	89	558	6.3	2
1948	John Papit	136	896	6.6	5
1949	John Papit	198	1214	6.1	9
1950	John Papit	167	949	5.7	8
1951	Rufus Barkley	125	503	4.0	6
1952	Charlie Harding	173	851	4.9	13
1953	Rives Bailey	132	516	3.9	5
1954	Herb Hartwell	90	390	4.2	4
1955	Jim Bakhtiar	158	733	4.6	4
1956	Jim Bakhtiar	203	879	4.4	3
1957	Jim Bakhtiar	195	822	4.2	6
1958	Sandy Dempsey	188	685	3.6	2
1959	Stan Fischer	150	583	3.9	1
1960	Fred Shepherd	126	529	4.2	4
1961	Gary Cuzzo	142	350	2.5	6
1962	Gary Cuzzo	259	1210	4.7	12
1963	Tom Hodges	178	531	3.0	3
1964	Bob Davis	240	1481	6.2	10
1965	Tom Hodges	265	1382	5.2	8
1966	Bob Davis (led ACC)	309	1688	5.5	16
1967	Gene Arnette	259	1273	4.9	8
1968	Gene Arnette	294	1755	6.0	20
1969	Danny Fassio	261	1051	4.0	4
1970	Bill Troup	224	1313	5.9	12
1971	Harrison Davis	269	945	3.5	5
1972	Scott Gardner	150	770	5.1	6
1973	Scott Gardner (led ACC)	342	2120	6.2	15
1974	Scott Gardner	276	1576	5.7	16
1975	Scott Gardner (led ACC)	350	1593	4.6	9
1976	Andy Hitt	274	1085	4.0	7
1977	Chip Mark	151	623	4.1	4
1978	Tommy Vigorito	168	800	4.8	4
1979	Todd Kirtley	225	1185	5.3	6
1980	Todd Kirtley	216	1079	5.0	5
1981	Gordie Whitehead	228	1078	4.7	9
1982	Wayne Schuchts	228	1169	5.1	9
1983	Wayne Schuchts	311	1808	5.8	13
1984	Don Majkowski	251	1540	6.1	13
1985	Don Majkowski	285	1518	5.3	13
1986	Don Majkowski	265	1477	5.6	8
1987	Scott Secules	353	2356	6.7	18
1988	Shawn Moore	441	2526	5.7	25
1989	Shawn Moore	360	2583	7.2	27
1990	Shawn Moore (led ACC)	335	2568	7.7	29
1991	Matt Blundin	254	1912	7.5	20
1992	Bobby Goodman	320	1834	5.7	24
1993	Symmion Willis	349	2569	7.4	20
1994	Mike Groh	255	1725	6.8	16
1995	Mike Groh	388	2492	6.4	19
1996	Tim Sherman	272	1800	6.6	7
1997	Aaron Brooks	355	2537	7.1	25
1998	Aaron Brooks	374	2546	6.8	17
1999	Dan Ellis	322	2081	6.5	20
2000	Dan Ellis	266	1723	6.5	8
2001	Matt Schaub	273	1511	5.5	12
2002	Matt Schaub	488	3071	6.3	30
2003	Matt Schaub	429	2929	6.8	19
2004	Marques Hagans	338	2418	7.2	13
2005	Marques Hagans	458	2802	6.1	17
2006	Jameel Sewell	342	1542	4.5	9
2007	Jameel Sewell	490	2455	5.0	16
2008	Marc Verica	386	1966	5.1	9
2009	Jameel Sewell	428	2015	4.7	14
2010	Marc Verica	438	2752	6.3	14
2011	Michael Rocco	406	2691	6.6	15
2012	Michael Rocco	301	1995	6.6	13
2013	David Watford	531	2410	4.5	11
2014	Greyson Lambert	296	1626	5.5	12
2015	Matt Johns	464	2896	6.2	21
2016	Kurt Benkert	466	2458	5.3	21
2017	Kurt Benkert	574	3144	5.5	25
2018	Bryce Perkins	561	3603	6.4	34
2019	Bryce Perkins	723	4307	6.0	33
2020	Brennan Armstrong	394	2669	6.8	23

BRYCE PERKINS

Broke his own UVA single-season records as a senior in 2019 with 4,307 yards of total offense.



Shawn Moore led Virginia in total offense from 1988-90 and his career school record held from 1990 until broken in 2019.



Aaron Brooks is fifth in career touchdown passes and seventh in career total offense.



RECEIVING RECORDS

Receptions

Career—250, Olamide Zaccheaus, 2015-18

Season—93, Olamide Zaccheaus, 2018

Sr.—93, Olamide Zaccheaus, 2018

Jr.—85, Olamide Zaccheaus, 2017

Soph.—70, Heath Miller, 2003

Fr.—58, Wali Lundy, 2002

Game—16, Alvin Pearman vs. Florida State, 2003

Sr.—12, Olamide Zaccheaus vs. South Carolina, 2018

Jr.—16, Alvin Pearman vs. Florida State, 2003

Soph.—13, Heath Miller vs. Virginia Tech, 2003;

13, Mikell Simpson vs. Maryland, 2007

Fr.—11, Wali Lundy vs. Clemson, 2002

Yards

Career—2978, Billy McMullen, 1999-2002

Season—1190, Herman Moore, 1990

Sr.—1058, Olamide Zaccheaus

Jr.—1190, Herman Moore, 1990

Soph.—848, Herman Moore, 1989

Fr.—545, John Ford, 1984

Game—247, Olamide Zaccheaus vs. Ohio, 2018

Sr.—247, Olamide Zaccheaus vs. Ohio, 2018

Jr.—234, Herman Moore vs. Georgia Tech, 1990

Soph.—189, Billy McMullen vs. Duke, 2000

Fr.—175, Herman Moore vs. Virginia Tech, 1988

Touchdowns

Career—28, Tyrone Davis, 1991-94

Season—13, Herman Moore, 1990

Sr.—10, Tyrone Davis, 1994

Jr.—13, Herman Moore, 1990

Soph.—10, Herman Moore, 1989

Fr.—9, Heath Miller, 2002

Game—4, Ed Carrington vs. Maryland, 1965

Sr.—3, Ken Shelton vs. William & Mary, 1974;

Tyrone Davis vs. Navy, 1994

Canaan Severin vs. Louisville, 2015;

Olamide Zaccheaus vs. South Carolina, 2018

Jr.—4, Ed Carrington vs. Maryland, 1965

Soph.—3, John Hepler vs. Maryland, 1961;

Wali Lundy vs. NC State, 2003

Fr.—2, John Ford vs. VMI, 1984; John Ford vs. Virginia Tech, 1984;

Demetrius "Pete" Allen vs. Navy, 1992; Germane Crowell vs.

Florida State, 1994; Billy McMullen vs. NC State, 1999; Billy

McMullen vs. Buffalo, 1999; Heath Miller vs. Wake Forest, 2002;

Wali Lundy vs. Maryland, 2002; Wali Lundy vs. West Virginia, 2002

Longest Plays—Receptions (75 yards or more)

97 Bus Male and John Leys from Harry Martin, Navy, 1935

93 Nick Merrick from Wayne Schuchts, Wake Forest, 1982

92 Joe Kehoe from Stan Fischer, Navy, 1960

91+ Tyrone Davis from Matt Blundin, NC State, 1991

90 Deyon Williams from Emmanuel Byers, Miami, 2005

90 Harrison Davis from Scott Gardner, North Carolina, 1973

90 Lavel Davis Jr. from Brennan Armstrong, Abilene Christian, 2020

89 John Ford from Kevin Ferguson, VMI, 1984

88 Cole Egan from Todd Kirtley, Rutgers, 1980

87 Larry Holmes from Symmion Willis, Ohio, 1993

86 Olamide Zaccheaus from Bryce Perkins, Ohio, 1983

85 Frank Quayle from Bob Davis, VMI, 1966

85 Barry Word from Wayne Schuchts, Wake Forest, 1983

84 Thomas Jones from Dan Ellis, Buffalo, 1999

84+ David Eldridge from Kurt Benkert, Duke, 2016

83+ Dave Graham from Sonny Randle, North Carolina, 1957

83 Herman Moore from Shawn Moore, NC State, 1990

82 Demetrius "Pete" Allen from Mike Groh, Duke, 1995

82 Olamide Zaccheaus from Kurt Benkert, CMU, 2016

81 Olamide Zaccheaus from Kurt Benkert, North Carolina, 2017

80 Quentin Walker from Wayne Schuchts, Duke, 1983

80 Taquan Mizzell from Matt Johns, William & Mary, 2015

78 Perry Jones from Michael Rocco, Miami (Fla.), 2011

77 Olamide Zaccheaus from Bryce Perkins, Ohio, 2018

76 Steve Osisek from Whitey Michels, VMI, 1949

76 Patrick Jeffers from Mike Groh, Clemson, 1995

76 Kris Burd from Marc Verica, Florida State, 2010

75 Joe Smith from Bill Troup, William & Mary, 1970

75 Herman Moore from Matt Blundin, Clemson, 1989

75 T.J. Thorpe from Matt Johns, Boise State, 2015

75 Joe Reed from Kurt Benkert, Miami, 2017

75 Joe Reed from Bryce Perkins, Virginia Tech, 2018

+Non-scoring play

Career Receptions Leaders (Receptions)

Player	Years	No.	Yds.	Avg.	TD
1. Olamide Zaccheaus	2015-18	250	2753	11.0	22
2. Billy McMullen	1999-01	210	2978	14.2	24
3. Taquan Mizzell	2013-16	195	1560	8.0	7
4. Kris Burd	2008-11	162	2190	13.5	9
5. Hasise Dubois	2016-19	151	1859	12.3	12
6. Heath Miller	2002-04	144	1703	11.8	20
7. Alvin Pearman	2001-04	138	1396	10.1	8
8. Darius Jennings	2011-14	133	1667	12.5	12
9. Perry Jones	2009-12	129	1165	9.0	4
Joe Reed	2016-19	129	1465	11.4	16
11. John Ford	1984, 86-88	128	2399	18.7	20
12. Terrell Jana	2017-20	123	1481	12.0	5
13. Germane Crowell	1994-97	122	2142	17.6	19
14. Dave Sullivan	1970-72	120	1578	13.2	12
15. Doni Dowling	2014-17	118	1413	12.0	9

Career Receiving Yards Leaders

Player	Years	No.	Yds.	Avg.	TD
1. Billy McMullen	1999-02	210	2978	14.2	24
2. Olamide Zaccheaus	2015-18	250	2753	11.0	22
3. Herman Moore	1988-90	114	2504	22.0	27
4. John Ford	1984, 86-88	128	2399	18.7	20
5. Kris Burd	2008-11	162	2190	13.5	9
6. Tyrone Davis	1991-94	103	2153	20.9	28
7. Germane Crowell	1994-97	122	2142	17.6	19
8. Hasise Dubois	2016-19	151	1859	12.3	12
9. Patrick Jeffers	1992-95	108	1785	16.5	15
10. Heath Miller	2002-04	144	1703	11.8	20
11. Darius Jennings	2011-14	133	1667	12.5	12
12. Tim Smith	2009-13	97	1591	16.4	10
13. Dave Sullivan	1970-72	120	1578	13.2	12
14. Taquan Mizzell	2013-16	195	1560	8.0	7
15. Bruce McGonnigal	1987-90	103	1556	15.1	12



Olamide Zaccheaus is second in career receiving yards.

Season Receptions Leaders

Player	Year	No.	Yds.	Avg.	TD
1. Olamide Zaccheaus	2018	93	1058	11.4	9
2. Olamide Zaccheaus	2017	85	895	10.5	5
3. Billy McMullen	2001	83	1060	12.8	12
4. Joe Reed	2019	77	679	8.8	7
5. Taquan Mizzell	2015	75	721	9.6	4
Hasise Dubois	2019	75	1062	14.2	6
7. Terrell Jana	2019	74	886	12.0	3
8. Heath Miller	2003	70	835	11.9	6
9. Billy McMullen	2002	69	894	13.0	3
10. Billy Kemp IV	2020	67	644	9.6	1
11. Kris Burd	2011	66	913	13.8	3
12. Alvin Pearman	2003	63	518	8.2	4
13. Wali Lundy	2002	58	435	7.5	4
Deyon Williams	2005	58	767	13.2	7
Kevin Ogletree	2008	58	723	12.5	5
Kris Burd	2010	58	799	13.8	5

Season Receiving Leaders (Yards)

Player	Year	No.	Yds.	Avg.	TD
1. Herman Moore	1990	54	1190	22.0	13
2. Hasise Dubois	2019	75	1062	14.2	6
3. Billy McMullen	2001	83	1060	12.8	12
4. Olamide Zaccheaus	2018	93	1058	11.4	9
5. Germane Crowell	1997	53	969	18.3	9
6. Kris Burd	2011	66	913	13.8	3
7. Olamide Zaccheaus	2017	85	895	10.5	5
8. Billy McMullen	2002	69	894	13.0	3
9. Terrell Jana	2019	74	886	12.0	3
10. John Ford	1987	48	855	17.8	6
11. Herman Moore	1989	36	848	23.6	10
12. Heath Miller	2003	70	835	11.9	6
13. Dontrelle Inman	2010	51	815	16.0	3
14. Terrence Wilkins	1998	45	811	18.0	1
15. Kris Burd	2010	58	799	13.8	5

Single Game Receiving Leaders (Receptions)

Player	No.	Yds.	Avg.	TD
1. Alvin Pearman vs. Florida State, 2003	16	134	8.4	1
2. Alvin Pearman vs. NC State, 2003	13	87	6.7	0
Heath Miller vs. Virginia Tech, 2003	13	145	11.2	0
Mikell Simpson vs. Maryland, 2007	13	152	11.7	0
Darius Jennings vs. Georgia Tech, 2013	13	119	9.2	2
Terrell Jama vs. North Carolina, 2019	13	146	11.2	0
7. Olamide Zaccheaus vs. Indiana, 2017	12	72	6.0	0
Olamide Zaccheaus vs. South Carolina, 2018	12	100	8.3	3
9. Joe Kehoe vs. Maryland, 1960	11	108	9.8	0
Billy McMullen vs. Maryland, 2001	11	175	15.9	1
Billy McMullen vs. North Carolina, 2001	11	122	11.1	1
Wali Lundy vs. Clemson, 2002	11	78	7.1	0
Canaan Severin vs. Notre Dame, 2015	11	153	13.9	0
14. Ed Carrington vs. Clemson, 1966	10	113	11.3	0
Billy McMullen vs. Georgia Tech, 2001	10	98	9.8	2
Billy McMullen vs. Georgia Tech, 2002	10	87	8.7	0
Billy McMullen vs. Penn State, 2002	10	122	12.2	0
Deyon Williams vs. Georgia Tech, 2005	10	107	10.7	1
Kevin Ogletree vs. Wyoming, 2006	10	95	9.5	1
Dontrelle Inman vs. Duke, 2010	10	239	23.9	1
Tim Smith vs. Georgia Tech, 2013	10	151	15.1	0
Taquan Mizzell vs. Syracuse, 2015	10	69	6.9	0
Olamide Zaccheaus vs. Duke, 2018	10	66	6.6	0
Olamide Zaccheaus vs. North Carolina, 2018	10	108	10.8	0
Olamide Zaccheaus vs. Georgia Tech, 2018	10	96	9.6	0
Hasise Dubois vs. Clemson, 2019	10	130	13.0	1
Hasise Dubois vs. Florida, 2019	10	83	8.3	2
Billy Kemp IV vs. Clemson, 2020	10	96	9.6	1
Billy Kemp IV vs. NC State, 2020	10	82	8.2	1

Single Game Receiving Leaders (Yards)

Player	No.	Yds.	Avg.	TD
1. Olamide Zaccheaus vs. Ohio, 2018	9	247	27.4	2
2. Ken Shelton vs. William & Mary, 1974	9	241	26.8	3
3. Dontrelle Inman vs. Duke, 2010	10	239	23.9	1
4. Herman Moore vs. Georgia Tech, 1990	9	234	26.0	1
5. Billy McMullen vs. Duke, 2000	8	189	23.6	2
6. Herman Moore vs. Virginia Tech, 1990	6	180	30.0	1
7. Harrison Davis vs. North Carolina, 1973	6	178	29.7	1
8. Herman Moore vs. Virginia Tech, 1988	7	175	25.0	1
Billy McMullen vs. Maryland, 2001	11	175	15.9	1
10. Terrence Wilkins vs. North Carolina, 1998	4	167	41.8	0
11. John Ford vs. Duke, 1987	7	163	23.3	2
Germane Crowell vs. Florida State, 1997	5	163	32.6	0
13. Herman Moore vs. NC State, 1990	6	162	27.0	2
Germane Crowell vs. Virginia Tech, 1997	9	162	18.0	2
15. Demetrius "Pete" Allen vs. Duke, 1995	5	160	32.0	2

Annual Receiving Yards Leaders

Year	Player	No.	Yds.	Avg.	TD
1940	Nick Gianakos	21	296	14.1	4
1941	Bill Preston	22	377	17.1	2
1942	Ed Kreick	10	140	14.0	2
1944	Henry Walker	8	139	17.4	2
1946	Sam Fray	10	161	16.1	0
1947	Ed Bessell	10	226	22.6	2
1948	Floyd Tayloe	8	102	12.8	4
1949	Steve Osisek	11	205	18.6	4
1950	Gene Schroeder	33	552	16.7	7
1951	Bill Chisolm	21	241	11.5	3
1952	Ray Quillen	7	135	19.3	1
1953	Fred Moyer	10	174	17.4	1
1954	Henry Strempek	6	156	26.0	1
1955	Jesse Hagy	17	173	10.2	1
1956	Fred Polzer (led ACC)	24	231	9.6	0
1957	Fred Polzer	25	232	9.3	4
1958	Sonny Randle (led ACC)	47	642	13.7	5
1959	Brerry Jones	20	207	10.4	1
1960	Joe Kehoe	34	378	11.1	2
1961	Carl Kuhn	6	87	14.5	0
1962	Terry Sieg	27	281	10.4	0
1963	Larry Molinari	11	147	13.4	0
1964	John Pincavage	30	331	11.0	1
1965	John Pincavage (led ACC)	44	566	12.9	0
1966	Frank Quayle	28	420	15.0	4
1967	Joe Hoppe	21	318	15.1	3
1968	Frank Quayle	30	426	14.2	2
1969	Bob Bischoff	35	498	14.2	1
1970	Dave Sullivan	37	523	14.1	2
1971	Bill Davis (led ACC)	49	617	12.6	2
1972	Dave Sullivan	51	662	13.0	7
1973	Harrison Davis (led ACC)	44	773	17.6	5
1974	Ken Shelton	32	575	18.0	8
1975	Tom Fadden	48	620	12.9	2
1976	Jim Wicks	29	297	10.2	0
1977	Tom Champlin	11	209	19.0	1
1978	Andre Grier	11	262	23.8	2
1979	Ted Marchbroda	17	242	14.2	2
1980	Cole Egan	23	447	19.4	1
1981	Henry Johnson	27	427	15.8	2
1982	Nick Merrick	19	418	22.0	3
1983	Billy Smith (led ACC)	42	777	18.5	4
1984	John Ford	19	545	28.7	7
1985	Geno Zimmerlink	24	412	17.2	3
1986	Keith Mattioli	44	717	16.3	3
1987	John Ford	48	855	17.8	6
1988	Bruce McGonnigal	26	471	18.1	3
1989	Herman Moore	36	848	23.6	10
1990	Herman Moore (led ACC)	54	1190	22.0	13
1991	Tyrone Davis	19	465	24.5	5
1992	Tyrone Davis	23	548	23.8	7
1993	Patrick Jeffers	32	580	18.1	6
1994	Tyrone Davis	38	691	18.2	10
1995	Demetrius "Pete" Allen	33	652	19.8	3
1996	Germane Crowell	33	687	20.8	3
1997	Germane Crowell	53	969	18.3	9
1998	Terrence Wilkins	45	811	18.0	1
1999	Billy McMullen	28	483	17.2	6
2000	Billy McMullen	30	541	18.0	3
2001	Billy McMullen (led ACC)	83	1060	12.8	12
2002	Billy McMullen	69	894	13.0	3
2003	Heath Miller	70	835	11.9	6
2004	Heath Miller	41	541	13.2	5
2005	Deyon Williams	58	767	13.2	7
2006	Kevin Ogletree	52	582	11.2	4
2007	Tom Santi	36	418	11.6	3
2008	Kevin Ogletree	58	723	12.5	5
2009	Kris Burd	31	413	13.3	1
2010	Dontrelle Inman	51	815	16.0	3
2011	Kris Burd	66	913	13.8	3
2012	Darius Jennings	48	568	11.8	5
2013	Jake McGee	43	395	9.2	2
2014	Canaan Severin	42	578	13.8	5
2015	Canaan Severin	54	759	14.1	8
2016	Doni Dowling	50	626	12.5	4
2017	Olamide Zaccheaus	85	895	10.5	5
2018	Olamide Zaccheaus	93	1058	11.4	9
2019	Hasise Dubois	75	1062	14.2	6
2020	Billy Kemp IV	67	644	9.6	1



Annual Receptions Leaders

Year	Player	No.	Yds.	Avg.	TD
1940	Eddie Bryant (led nation)	30	222	7.4	2
1941	Bill Preston	22	377	17.1	2
1942	Ed Kreick	10	140	14.0	2
1944	Ward Spear	9	70	7.8	0
1946	Sam Fray	10	161	16.1	0
1947	Ed Bessell	10	226	22.6	2
1948	Carlton Elliott	9	76	8.4	0
1949	Myron Mausteller	12	177	14.8	2
1950	Gene Schroeder	33	552	16.7	7
1951	Bill Chisolm	21	241	11.5	3
1952	Bobby Pate	9	118	13.1	3
	Bob Tata	9	118	13.1	3
1953	Ray Quillen	12	117	9.8	1
1954	Herb Hartwell	8	104	13.0	0
1955	Jesse Hagy	17	173	10.2	1
1956	Fred Polzer (led ACC)	24	231	9.6	0
1957	Fred Polzer (led ACC)	25	232	9.3	4
1958	Sonny Randle (led ACC)	47	642	13.7	5
1959	Brerry Jones	20	207	10.4	1
1960	Joe Kehoe	34	378	11.1	2
1961	Tony Ulehla	9	85	9.4	1
1962	Terry Sieg	27	281	10.4	0
1963	John Pincavage	15	136	9.1	0
1964	John Pincavage	30	331	11.0	1
1965	John Pincavage (led ACC)	44	566	12.9	0
1966	Ed Carrington	32	411	12.8	5
1967	Frank Quayle	25	299	12.0	0
1968	Frank Quayle	30	426	14.2	2
1969	Bob Bischoff	35	498	14.2	1
1970	Dave Sullivan	37	523	14.1	2
1971	Bill Davis (led ACC)	49	617	12.6	2
1972	Dave Sullivan (led ACC)	51	662	13.0	7
1973	Harrison Davis (led ACC)	44	773	17.6	5
1974	Tom Fadden	34	416	12.2	3
1975	Tom Fadden (led ACC)	48	620	12.9	2
1976	Jim Wicks	29	297	10.2	0
1977	Jim Theiling	16	170	10.6	0
1978	Jim Theiling	16	239	14.9	1
1979	Mike Newhall	20	196	9.8	1
1980	Tommy Vigorito	29	239	8.2	1
1981	Kevin Riccio	32	351	11.0	5
1982	Henry Johnson	21	377	18.0	2
1983	Billy Smith	42	777	18.5	4
1984	Geno Zimmerlink	22	350	15.9	2
	Jon Muha	22	283	12.9	1
1985	Geno Zimmerlink	24	412	17.2	3
	Jon Muha	24	299	12.5	1
1986	Keith Mattioli	44	717	16.3	3
1987	John Ford	48	855	17.8	6
1988	John Ford	29	444	15.3	2
1989	Bruce McGonnigal	42	634	15.1	6
1990	Herman Moore	54	1190	22.0	13
1991	Terry Kirby	37	406	11.0	2
1992	Terry Kirby	28	241	8.6	2
1993	Patrick Jeffers	32	580	18.1	6
1994	Tyrone Davis	38	691	18.2	10
1995	Patrick Jeffers	34	517	15.2	3
1996	Germane Crowell	33	687	20.8	3
1997	Germane Crowell	53	969	18.3	9
1998	Terrence Wilkins	45	811	18.0	1
1999	Billy McMullen	28	483	17.2	6
	Kevin Coffey	28	437	15.6	7
2000	Billy McMullen	30	541	18.0	3
2001	Billy McMullen (led ACC)	83	1060	12.8	12
2002	Billy McMullen	69	894	13.0	3
2003	Heath Miller	70	835	11.9	6
2004	Heath Miller	41	541	13.2	5
2005	Deyon Williams	58	767	13.2	7
2006	Kevin Ogletree	52	582	11.2	4
2007	Mikell Simpson	43	402	9.3	2
2008	Kevin Ogletree	58	723	12.5	5
2009	Kris Burd	31	413	13.3	1
2010	Kris Burd	58	799	13.8	5
2011	Kris Burd	66	913	13.8	3
2012	Perry Jones	49	397	8.1	0
2013	Jake McGee	43	395	9.2	2
2014	Canaan Severin	42	578	13.8	5
2015	Taquan Mizzell	75	721	9.6	4
2016	Taquan Mizzell	52	404	7.8	2
2017	Olamide Zaccheaus	85	895	10.5	5
2018	Olamide Zaccheaus (led ACC)	93	1058	11.4	9
2019	Joe Reed	77	679	8.8	7
2020	Billy Kemp IV	67	644	9.6	1

100-Yard Receivers

Date	Opponent	No.	Yds	Avg.	TD
Germane Crowell (9)					
Nov. 18, 1995	Virginia Tech	5	112	22.4	2
Oct. 26, 1996	Florida State	6	126	21.0	1
Nov. 9, 1996	Clemson	4	110	27.5	0
Sept. 4, 1997	Auburn	6	102	17.0	1
Oct. 11, 1997	Clemson	6	100	16.7	1
Oct. 25, 1997	Florida State	5	163	32.6	0
Nov. 8, 1997	Georgia Tech	6	128	21.3	1
Nov. 15, 1997	NC State	6	108	18.0	1
Nov. 29, 1997	Virginia Tech	9	162	18.0	2
Kris Burd (9)					
Sept. 4, 2010	Richmond	7	122	17.4	1
Sept. 25, 2010	VMI	8	119	14.9	1
Oct. 2, 2010	Florida State	4	118	29.5	1
Oct. 30, 2010	Miami	7	104	14.9	0
Sept. 17, 2011	North Carolina	7	110	15.7	0
Oct. 1, 2011	Idaho	8	123	15.4	0
Nov. 5, 2011	Maryland	9	112	12.4	0
Nov. 26, 2011	Virginia Tech	7	100	14.3	0
Dec. 31, 2011	Auburn	6	103	17.2	2
Herman Moore (8)					
Oct. 29, 1988	Virginia Tech	7	175	25.0	1
Sept. 23, 1989	Duke	5	134	26.8	2
Oct. 7, 1989	Clemson	3	136	45.3	1
Oct. 13, 1989	North Carolina	4	116	29.0	1
Sept. 22, 1990	Duke	5	105	21.0	2
Oct. 13, 1990	NC State	6	162	27.0	2
Nov. 3, 1990	Georgia Tech	9	234	26.0	1
Nov. 24, 1990	Virginia Tech	6	180	30.0	1
Billy McMullen (8)					
Oct. 16, 1999	NC State	4	109	27.3	2
Sept. 16, 2000	Duke	8	189	23.6	2
Oct. 6, 2001	Maryland	11	175	15.9	1
Oct. 13, 2001	North Carolina	11	122	11.1	1
Nov. 3, 2001	Wake Forest	7	107	15.3	1
Nov. 17, 2001	Virginia Tech	7	130	18.6	0
Aug. 31, 2002	Florida State	5	101	20.2	0
Nov. 9, 2002	Penn State	10	122	12.2	0
Olamide Zaccheaus (8)					
Sept. 24, 2016	Central Michigan	8	141	17.6	2
Sept. 16, 2017	UConn	9	122	13.6	1
Oct. 14, 2017	North Carolina	5	100	20.0	1
Sept. 1, 2018	Richmond	6	101	16.8	1
Sept. 15, 2018	Ohio	9	247	27.4	2
Sept. 29, 2018	NC State	9	109	12.1	2
Oct. 27, 2018	North Carolina	10	108	10.8	0
Dec. 29, 2018	South Carolina	12	100	8.3	3
John Ford (7)					
Sept. 15, 1984	VMI	3	133	44.3	2
Sept. 6, 1986	South Carolina	5	104	20.8	1
Sept. 26, 1987	Duke	7	163	23.3	2
Oct. 10, 1987	Clemson	5	109	21.8	0
Oct. 17, 1987	South Carolina	8	121	15.1	0
Nov. 14, 1987	North Carolina	7	116	16.6	0
Nov. 12, 1988	North Carolina	4	100	25.0	1
Terrence Wilkins (6)					
Sept. 4, 1997	Auburn	7	107	15.3	1
Nov. 15, 1997	NC State	8	117	14.6	2
Oct. 17, 1998	Georgia Tech	7	131	18.7	1
Oct. 31, 1998	Wake Forest	7	101	14.4	0
Nov. 14, 1998	North Carolina	4	167	41.8	0
Nov. 28, 1998	Virginia Tech	7	141	20.1	0
Patrick Jeffers (5)					
Sept. 11, 1993	Navy	4	124	31.0	2
Oct. 30, 1993	NC State	4	127	31.8	1
Nov. 19, 1994	Virginia Tech	6	116	19.3	0
Nov. 25, 1994	NC State	6	153	25.5	1
Sept. 23, 1995	Clemson	4	112	28.0	1
Tyrone Davis (4)					
Sept. 5, 1992	Maryland	6	117	19.5	1
Sept. 10, 1994	Navy	9	119	13.2	3
Oct. 22, 1994	North Carolina	5	124	24.8	2
Nov. 5, 1994	Duke	3	107	35.7	2
Demetrius "Pete" Allen (4)					
Sept. 12, 1992	Navy	3	114	38.0	2
Oct. 14, 1995	Duke	5	160	32.0	2
Oct. 21, 1995	Texas	3	102	34.0	0
Nov. 2, 1995	Florida State	4	109	27.3	1
Terrell Jana (4)					
Nov. 2, 2019	North Carolina	13	146	11.2	0
Nov. 9, 2019	Georgia Tech	9	108	12.0	0
Dec. 30, 2019	Florida	7	126	18.0	1
Oct. 10, 2020	NC State	9	111	12.3	0
Sonny Randle (3)					
Sept. 20, 1958	Clemson	6	109	18.2	1
Nov. 15, 1958	South Carolina	6	105	17.5	0
Nov. 22, 1958	Maryland	5	106	21.2	0

VIRGINIA

2021 UVA FOOTBALL

Date	Opponent	No.	Yds	Avg.	TD
Ed Carrington (3)					
Nov. 21, 1964	Maryland	5	103	20.6	0
Nov. 20, 1965	Maryland	5	115	23.0	4
Sept. 24, 1966	Clemson	10	113	11.3	0
Frank Quayle (3)					
Sept. 24, 1966	Clemson	7	103	14.7	2
Oct. 15, 1966	VMI	3	127	42.3	1
Oct. 21, 1967	South Carolina	7	101	14.4	0
Dave Sullivan (3)					
Oct. 17, 1970	Army	6	110	18.3	0
Nov. 20, 1971	Maryland	6	102	17.0	0
Oct. 14, 1972	VMI	7	133	19.0	1
Harrison Davis (3)					
Sept. 22, 1973	Missouri	6	124	20.7	1
Oct. 20, 1973	Virginia Tech	8	118	14.8	1
Nov. 3, 1973	North Carolina	6	178	29.7	1
Billy Smith (3)					
Oct. 2, 1982	NC State	7	128	18.3	0
Oct. 8, 1983	Clemson	5	125	25.0	1
Oct. 15, 1983	VMI	5	121	24.2	1
Bruce McGonnigal (3)					
Oct. 22, 1988	Wake Forest	5	115	23.0	0
Sept. 16, 1989	Georgia Tech	6	157	26.2	0
Oct. 21, 1989	Wake Forest	8	137	17.1	2
Heath Miller (3)					
Nov. 22, 2003	Georgia Tech	6	110	18.3	1
Nov. 29, 2003	Virginia Tech	13	145	11.2	0
Oct. 16, 2004	Florida State	9	110	12.2	0
Kevin Ogletree (3)					
Oct. 14, 2006	Maryland	3	133	44.3	2
Sept. 6, 2008	Richmond	8	103	12.9	0
Oct. 4, 2008	Maryland	5	100	20.0	2
Hasise Dubois (3)					
Sept. 28, 2019	Notre Dame	9	143	15.9	1
Nov. 29, 2019	Virginia Tech	4	139	34.8	0
Dec. 7, 2019	Clemson	10	130	13.0	1
Joe Kehoe (2)					
Nov. 12, 1960	Navy	4	123	30.8	1
Nov. 19, 1960	Maryland	11	108	9.8	0
Bob Bischoff (2)					
Nov. 15, 1969	Tulane	7	117	16.7	0
Oct. 31, 1970	North Carolina	6	114	19.0	1
Bill Davis (2)					
Oct. 2, 1971	Vanderbilt	7	135	19.3	1
Nov. 13, 1971	North Carolina	7	159	22.7	0
Ken Shelton (2)					
Sept. 14, 1974	Navy	8	105	13.1	3
Sept. 21, 1974	William & Mary	9	241	26.8	3
Greg Taylor (2)					
Oct. 24, 1981	Wake Forest	6	130	21.7	2
Nov. 11, 1981	North Carolina	6	106	17.7	1
Quentin Walker (2)					
Nov. 13, 1982	North Carolina	4	101	25.3	0
Sept. 3, 1983	Duke	2	145	72.5	2
Nick Merrick (2)					
Oct. 23, 1982	Wake Forest	4	137	34.3	1
Nov. 24, 1984	Maryland	9	117	13.0	0
Keith Mattioli (2)					
Nov. 15, 1986	North Carolina	6	109	18.2	0
Oct. 3, 1987	VMI	8	137	17.1	0
Kevin Coffey (2)					
Nov. 28, 1998	Virginia Tech	5	111	22.2	1
Sept. 4, 1999	North Carolina	4	101	25.3	1
Deyon Williams (2)					
Nov. 12, 2005	Georgia Tech	10	107	10.7	1
Nov. 26, 2005	Miami	6	152	25.3	2
Tim Smith (2)					
Nov. 5, 2011	Maryland	5	101	20.2	0
Nov. 26, 2013	Georgia Tech	10	151	15.1	0
Darius Jennings (2)					
Sept. 29, 2012	Louisiana Tech	6	136	22.7	0
Oct. 26, 2013	Georgia Tech	13	119	9.2	2
Taquan Mizzell (2)					
Sept. 5, 2015	UCLA	8	100	12.5	1
Sept. 19, 2015	William & Mary	5	123	24.6	1
Canaan Severin (2)					
Sept. 12, 2015	Notre Dame	11	153	13.9	0
Nov. 14, 2015	Louisville	8	116	14.5	3
Andre Levrone (2)					
Sept. 16, 2017	UConn	4	127	31.8	1
Sept. 22, 2017	Boise State	5	141	28.2	2

Date	Opponent	No.	Yds	Avg.	TD
Joe Reed (2)					
Nov. 23, 2018	Virginia Tech	4	119	29.8	2
Sept. 28, 2019	Notre Dame	9	107	11.9	1
Steve Osisek (1)					
Nov. 5, 1949	Pennsylvania	7	100	14.3	1
Gene Schroeder (1)					
Oct. 21, 1950	VMI	7	112	16.0	1
John Pincavage (1)					
Sept. 18, 1965	Duke	6	110	18.3	0
Kenny Poates (1)					
Oct. 2, 1965	North Carolina	5	104	20.8	1
Jeff Anderson (1)					
Nov. 23, 1968	Maryland	5	132	26.4	1
Chuck Belic (1)					
Oct. 21, 1972	Clemson	6	129	21.5	0
Jim Theiling (1)					
Nov. 18, 1978	North Carolina	7	113	16.1	0
Cole Egan (1)					
Sept. 20, 1980	NC State	6	112	18.7	0
Henry Johnson (1)					
Oct. 24, 1981	Wake Forest	6	121	20.2	1
Kevin Riccio (1)					
Nov. 6, 1982	Georgia Tech	7	103	14.7	1
Barry Word (1)					
Oct. 22, 1983	Wake Forest	2	102	51.0	1
Jon Muha (1)					
Sept. 15, 1984	VMI	8	106	13.3	1
Aaron Mundy (1)					
Sept. 7, 1991	Maryland	8	116	14.5	0
Derick Byrd (1)					
Sept. 30, 1995	Wake Forest	5	121	24.2	1
Thomas Jones (1)					
Nov. 13, 1999	Buffalo	2	110	55.0	1
Tavon Mason (1)					
Sept. 29, 2001	Duke	4	100	25.0	1
Alvin Pearman (1)					
Oct. 18, 2003	Florida State	16	134	8.4	1
Ottawa Anderson (1)					
Sept. 3, 2005	Western Mich.	3	109	36.3	0
Tom Santi (1)					
Dec. 30, 2005	Minnesota	5	128	25.6	0
Mikell Simpson (1)					
Oct. 20, 2007	Maryland	13	152	11.7	0
Dontrelle Inman (1)					
Nov. 6, 2010	Duke	10	239	23.9	1
Perry Jones (1)					
Sept. 29, 2012	Louisiana Tech	7	100	14.3	0
Dominique Terrell (1)					
Nov. 10, 2012	Miami (Fla.)	9	127	14.1	0
Jake McGee (1)					
Oct. 12, 2013	Maryland	8	114	14.3	1
Miles Gooch (1)					
Oct. 18, 2014	Duke	6	129	21.5	0
David Eldridge (1)					
Oct. 1, 2016	Duke	2	112	56.0	1
Doni Dowling (1)					
Sept. 16, 2017	UConn	6	136	22.7	1
Lavel Davis Jr. (1)					
Sept. 26, 2020	Duke	4	101	25.3	2



SCORING RECORDS

Most Points

Career—332, Connor Hughes, 2002-05
Season—134, Bill Dudley, 1941
 Sr.—134, Bill Dudley, 1941
 Jr.—115, Gene Mayer, 1914 (modern record: 110, Brian Delaney, 2019)
 Soph.—109, Connor Hughes, 2003
 Fr.—60, Kyle Kirkeide, 1993; Wali Lundy, 2002
Game—36, Gene Mayer vs. Richmond, 1915
 (modern record: 26, Jim Bakhtiar vs. Virginia Tech, 1957)
 Sr.—36, Gene Mayer vs. Richmond, 1915
 (modern record: 26, Jim Bakhtiar vs. Virginia Tech, 1957)
 Jr.—24, Ed Carrington vs. Maryland, 1965; Gene Arnette vs. Buffalo, 1967; Tiki Barber vs. Georgia Tech, 1995
 Soph.—24, Ray Brown vs. Richmond, 1945; Gary Helman vs. William & Mary, 1969; Terry Kirby vs. William & Mary, 1990; Wali Lundy vs. Virginia Tech, 2003
 Fr.—30, Gene Mayer vs. North Carolina, 1912 (modern record: 24, Wali Lundy vs. West Virginia, 2002)

Most Touchdowns

Career—52, Wali Lundy, 2002-05
Season—18, Gene Mayer, 1914; Bill Dudley, 1941
 Sr.—18, Bill Dudley, 1941
 Jr.—18, Gene Mayer, 1914 (modern record: 17, Wali Lundy, 2004)
 Soph.—14, Wali Lundy, 2003
 Fr.—10, Wali Lundy, 2002
Game—5, Gene Mayer vs. North Carolina, 1912;
 Gene Mayer vs. Richmond, 1915; (modern record: 4 on 12 occasions)
 Sr.—5, Gene Mayer vs. Richmond, 1915
 (modern record: 4, Bill Dudley vs. Hampden-Sydney, 1941;
 Jim Bakhtiar vs. Virginia Tech, 1957;
 Wali Lundy vs. Temple, 2005; Keith Payne vs. Richmond, 2010)
 Jr.—4, Ed Carrington vs. Maryland, 1965; Gene Arnette vs. Buffalo, 1967; Tiki Barber vs. Georgia Tech, 1995
 Soph.—4, Ray Brown vs. Richmond, 1945; Gary Helman vs. William & Mary, 1969; Terry Kirby vs. William & Mary, 1990; Wali Lundy vs. Virginia Tech, 2003
 Fr.—5, Gene Mayer vs. North Carolina, 1912 (modern record: 4, Wali Lundy vs. West Virginia, 2002)

Most PATs

Career—134, Connor Hughes, 2002-05
Season—50, Brian Delaney, 2019
 Sr.—49, Jake McInerney, 1990
 Jr.—50, Brian Delaney, 2019
 Soph.—40, Connor Hughes, 2003
 Fr.—36, Kyle Kirkeide, 1993
Game—12, Bob Mudd vs. Johns Hopkins, 1894 (modern record: 9, Wayne Morrison vs. James Madison, 1979)

Most Run-Pass TDs

Career—83, Shawn Moore, 1987-90
Season—34, Bryce Perkins, 2018
Game—7, Waverly Whitaker vs. Randolph-Macon, 1890 (modern record: 6, Shawn Moore vs. Navy, 1990; Dan Ellis vs. Buffalo, 1999)

Most FGs Made

Career—66, Connor Hughes, 2002-05
Season—23, Connor Hughes, 2003
 Sr.—21, Rafael Garcia, 1996; Connor Hughes, 2005
 Jr.—22, Ian Frye, 2014
 Soph.—23, Connor Hughes, 2003
 Fr.—9, Wayne Morrison, 1979
Game—5, Rafael Garcia vs. Virginia Tech, 1994 (att. 5); Connor Hughes vs. Georgia Tech, 2003 (att. 5); Chris Gould vs. North Carolina, 2007 (att. 5)

Most FGs Attempted

Career—79, Connor Hughes, 2002-05
Season—27, Rafael Garcia, 1995, 1996; Ian Frye, 2014
 Sr.—27, Rafael Garcia, 1996
 Jr.—27, Rafael Garcia, 1995; Ian Frye, 2014
 Soph.—25, Connor Hughes, 2003
 Fr.—16, Joe Jenkins, 1973; Wayne Morrison, 1979
Game—6, Todd Braverman vs. North Carolina, 1998 (made 3)

Most Points Kicking

Career—332, Connor Hughes, 2002-05
Season—110, Brian Delaney, 2019
 Sr.—99, Connor Hughes, 2005
 Jr.—110, Brian Delaney, 2019
 Soph.—109, Connor Hughes, 2003
 Fr.—61, A.J. Mejia, 2017
Game—18, Rafael Garcia vs. Virginia Tech, 1994
 Sr.—16, Kenny Stadlin vs. VMI, 1985;
 Chris Gould vs. North Carolina, 2007;
 Robert Randolph vs. William & Mary, 2011
 Jr.—17, Jake McInerney vs. Wake Forest, 1989
 Soph.—18, Rafael Garcia vs. Virginia Tech, 1994
 Fr.—12, Wayne Morrison vs. Duke, 1979;
 Connor Hughes vs. Maryland, 2002;
 Connor Hughes vs. West Virginia, 2002
 A.J. Mejia vs. Georgia Tech, 2017

Longest Field Goals

56 Kenny Stadlin vs. Virginia Tech, 1984
 56 Rafael Garcia vs. Texas, 1995
 53 Connor Hughes vs. Wake Forest, 2003
 53 Ian Frye vs. BYU, 2013
 52 Connor Hughes vs. NC State, 2003
 52 Chris Hinkebein vs. Maryland, 2010
 51 Mark Inderlied vs. South Carolina, 1987
 51 Jake McInerney vs. Georgia Tech, 1990
 51 Chris Gould vs. North Carolina, 2007
 50 Wayne Morrison vs. Navy, 1979
 50 Rafael Garcia vs. Virginia Tech, 1994
 50 Todd Braverman vs. No. Carolina, 1999
 50 Connor Hughes vs. Georgia Tech, 2003
 50 Connor Hughes vs. Clemson, 2004
 50 Connor Hughes vs. Florida State, 2005

Consecutive Scoring Kicks

Consecutive Field Goals—17, Brian Delaney, 2019-20
 Consecutive PATs—88, Jake McInerney, 1989-90

Career Scoring Leaders

Player	Years	Games	TD	X-Pt	2-Pt	FG	Pts.
1. Connor Hughes	2002-05	42	0	134-138	0	66-79	332
2. Wali Lundy	2002-05	49	52	0	0	0	312
3. Gene Mayer	1912-15	31	46	17	0	0	293
4. Rafael Garcia	1993-96	39	0	98-103	0	58-76	272
5. Thomas Jones	1996-99	44	40	0	0	0	240
6. Brian Delaney	2017-20	50	0	110-113	0	42-53	236
7. Robert Randolph	2008-11	42	1	81-81	0-1	46-60	225
8. Ian Frye	2012-15	40	0	83-85	0	45-58	218
9. Frank Quayle	1966-68	30	35	0	0-1	0	210
Tiki Barber	1993-96	41	35	0	0	0	210
11. Kenny Stadlin	1983-85	35	0	93-95	0	37-48	204
12. Kevin Parks	2011-14	48	33	0	0	0	198
13. Wayne Morrison	1979-82	44	0	79-83	0	38-66	193
14. Terry Kirby	1989-92	39	32	0	0	0	192
15. Bill Dudley	1939-41	27	25	35-50	0	1	188

Season Scoring Leaders

Player	Year	TD	X-Pt	2-Pt	FG	Pts.
1. Bill Dudley	1941	18	23-28	0	1-1	134
2. Gene Mayer	1914	18	7	0	0	115
3. Brian Delaney	2019	0	50-52	0	20-24	110
4. Connor Hughes	2003	0	40-40	0	23-25	109
5. Thomas Jones	1999	17	0	0	0	102
Wali Lundy	2004	17	0	0	0	102
7. Ian Frye	2014	0	34-35	0	22-27	100
8. Connor Hughes	2005	0	36-36	0	21-24	99
9. Tiki Barber	1995	16	0	0	0	96
Rafael Garcia	1996	0	33-33	0	21-27	96
Keith Payne	2010	16	0	0	0	96
12. Gene Mayer	1915	14	10	0	0	94
Jake McInerney	1990	0	49-50	0	15-17	94
14. Connor Hughes	2004	0	42-45	0	17-24	93
15. Rafael Garcia	1995	0	31-36	0	20-27	91

Annual Scoring Leaders

Year	Player	TD	X Pt	FG	Pts.
1940	Bill Dudley	5	3-8	0	33
1941	Bill Dudley (led nation)	18	23-28	1-1	134
1942	Herb Munhall	5	0	0	30
1943	Charlie Sackett	3	0	0	18
1944	John Duda	8	3-7	0	51
1945	Ray Brown	11	0	0	66
1946	Ray Brown	7	0	0	42
	John Duda	4	18-25	0	42
1947	George Grimes	5	26-35	0	56
1948	Floyd Tayloe	6	0	0	36
	Barney Gill	6	0	0	36
1949	John Papit	9	0	0	54
1950	John Papit	8	0	0	48
1951	Mel Roach	3	27-34	0	45
1952	Mel Roach	2	37-43	0	49
1953	Henry Strempek	3	0	0	18
1954	Herb Hartwell	4	0	0	24
1955	Jim Bakhtiar	4	12-14	0	36
1956	Jim Bakhtiar	3	9-12	1	30
1957	Jim Bakhtiar	6	7-14	0	43
1958	Sonny Randle	5	0	0	30
1959	Tom Gravins	5	4-6&	0	35
1960	Tony Uehla	4	1-1**	0	26
1961	Bob Rowley	0	12-13	3	21
1962	Gary Cuzzo	6	0	0	36
1963	Bob Dunphey	4	2-2†	0	28
1964	Bob Davis	10	1-3†	0	62
1965	Ed Carrington	6	0	0	36
1964	Bob Davis	6	0	0	36
1966	Frank Quayle (led ACC)	11	0-1†	0	66
1967	Frank Quayle	10	0	0	60
1968	Frank Quayle (led ACC)	14	0-1†	0	84
1969	Gary Helman	7	1-1	0	43
1970	Gary Helman	9	0	0	54
1971	Billy Maxwell	0	12-13	8-17	36
1972	Billy Maxwell	0	23-23	8-11	47
1973	Scott Gardner	5	1-5†	0	32
1974	Ken Shelton	9	0	0	54
1975	David Sloan	9	0	0	54
1976	Joe Jenkins	0	10-11	6-11	28
1977	Russ Henderson	0	4-4	5-7	19
1978	Dan Hottowe	4	3-3	0	27
1979	Greg Taylor	11	0	0	66
1980	Wayne Morrison	0	15-15	11-16	48

Year	Player	TD	X Pt	FG	Pts.
1981	Wayne Morrison	0	12-13	7-14	33
1982	Wayne Morrison	0	23-24	11-19	56
1983	Kenny Stadlin	0	28-29	12-16	64
1984	Kenny Stadlin	0	37-37	9-13	64
1985	Kenny Stadlin	0	28-29	16-19	76
1986	Jeff Gaffney	0	17-17	12-16	53
1987	Mark Inderlied	0	30-30#	13-19	70
1988	Mark Inderlied	0	27-27	14-20	69
1989	Jake McInerney	0	40-40	16-20	88
1990	Jake McInerney (led ACC)	0	49-50	15-17	94
1991	Michael Husted	0	39-39	11-17	72
1992	Michael Husted	0	35-40	13-16	74
1993	Kyle Kirkeide	0	36-37	8-12	60
1994	Rafael Garcia (led ACC)	0	34-34	17-22	85
1995	Tiki Barber	16	0	0	96
1996	Rafael Garcia	0	33-33	21-27	96
1997	Germane Crowell	9	1†	0	56
	John Allen Roberts	0	32-32	8-14	56
1998	Thomas Jones	15	0	0	90
1999	Thomas Jones	17	0	0	102
2000	David Greene	0	27-28	11-15	60
2001	Billy McMullen	12	0	0	72
2002	Wali Lundy	10	0	0	60
2003	Connor Hughes	0	40-40	23-25	109
2004	Wali Lundy (led ACC)	17	0	0	102
2005	Connor Hughes	0	36-36	21-24	99
2006	Chris Gould	0	18-18	11-19	51
2007	Chris Gould	0	35-37	16-20	83
2008	Cedric Peerman	7	0	0	42
2009	Robert Randolph	0	6-6	17-19	57
2010	Keith Payne	16	0	0	96
2011	Robert Randolph	0	32-32	16-23	80
2012	Drew Jarrett	0	27-27	8-12	51
2013	Kevin Parks	12	0	0	72
2014	Ian Frye	0	34-35	22-27	100
2015	Ian Frye	0	34-35	17-22	85
2016	Albert Reid	7	1†	0	44
2017	A.J. Mejia	0	37-37	8-12	61
2018	Brian Delaney	0	25-25	12-16	61
2019	Brian Delaney	0	50-52	20-24	110
2020	Brian Delaney	0	35-36	10-13	65

† 2-pt. conversions
 *** includes 1 of 1 2-pt. conversions
 & includes 1 of 3 2-pt. conversions



Kicker Connor Hughes is Virginia's career scoring leader with 332 points.



Joe Reed is the UVA career record holder for kickoff return yardage with 3,042 yards. He is one of 10 FBS players all-time to reach 3,000 career kick return yards and he is the only FBS player in college football history to have at least 2,700+ career kick return yards and a career return average of 28+ yards.

KICKOFF RETURNS

Most Kickoffs Returned

Career—106, Joe Reed, 2016-19
Season—42, Khalek Shepherd, 2012
Game—9, Olamide Zaccheaus vs. Boise State, 2015

Kickoff Return Yardage

Career—3042, Joe Reed, 2016-19
Season—929, Khalek Shepherd, 2012
Game—231, Olamide Zaccheaus vs. Boise State, 2015

Kickoff Returns For a Touchdown

Career—5, Joe Reed, 2016-19
Season—2, Joe Reed, 2017 & 2019
Game—1, 19 times, last by Joe Reed vs. Duke (95), 2019

Longest Kickoff Returns

- 100 Tavon Mason, Georgia Tech, 2001
 - 100 Marquis Weeks, North Carolina, 2002
 - 100 Marquis Weeks, North Carolina, 2004
 - 100 Joe Reed, William & Mary, 2019
 - 99 Henry Massie, North Carolina, 1963
 - 98 Joe Reed, Navy, 2017
 - 96 Jerrod Washington, Georgia Tech, 1992
 - 95 Jim Ashwell, Washington & Lee, 1951
 - 95 Joe Reed, Duke, 2019
 - 93+ Alvin Pearman, North Carolina, 2004
 - 92 Joe Reed, Georgia Tech, 2017
 - 91+ Malcolm Pittman, Maryland, 1983
 - 90 John Pincavage, South Carolina, 1965
 - 90 Frank Quayle, South Carolina, 1967
 - 90 Jerrod Washington, Virginia Tech, 1991
 - 90 Joe Reed, Liberty, 2018
 - 87 Bill Dudley, Tennessee, 1940
 - 87 Raynard Horne, VMI, 2010
 - 86+ Darius Jennings, Richmond, 2014
 - 85+ Sean McCall, Maryland, 1978
 - 82 Henry Strempek, Richmond, 1952
 - 82 Joe Rowe, Central Michigan, 1996
 - 80+ Bill Dudley, VMI, 1939
 - 78+ Tom Krebs, South Carolina, 1963
 - 76+ Tyree Foreman, Maryland, 1999
 - 74+ Sonny Randle, Virginia Tech, 1958
 - 73+ Shane Simpson, Boston College, 2020
 - 72+ Khalek Shepherd, Georgia Tech, 2012
 - 70 Terence Fells-Danzer, Eastern Michigan, 2010
 - 68+ Frank Quayle, Tulane, 1966
 - 68+ Marquis Weeks, Pittsburgh, 2003
 - 68+ Michael Johnson, Duke, 2005
 - 67+ Andrew Pearman, Wyoming, 2007
 - 65+ Larry Holmes, Georgia Tech, 1993
 - 64+ Mike Bennett, Virginia Tech, 1973
- +Non-scoring play

Annual Kickoff Return Leaders

Year	Player	No.	Yds.	Avg.	TD
1940	Bill Dudley	14	356	25.4	1
1941	Eddie Bryant	6	99	16.5	0
1942	Eddie Bryant	3	76	25.3	0
1944	Dick Davis	2	46	23.0	0
1946	Ray Brown	5	115	23.0	0
1947	Bruce Bailey	8	143	17.9	0
1948	Joe McCary	8	169	21.1	0
1949	John Papit	17	397	23.4	0
1950	Gerry Furst	7	114	16.3	0
1951	Jim Ashwell	3	125	41.7	1
1952	Eddie Knowles	4	106	26.5	0
1953	Henry Strempek	10	240	24.0	1
1954	Henry Strempek	6	114	19.0	0
1955	Jim Bakhtiar	8	151	18.9	0

Year	Player	No.	Yds.	Avg.	TD
1956	Jim Bakhtiar	6	113	18.8	0
1957	Carl Moser	10	248	24.8	0
1958	Sonny Randle (led nation)	21	506	24.1	0
1959	Tom Gravins (led ACC)	17	346	20.4	0
1960	Ted Rzempoluch	11	221	20.1	0
1961	Bobby Freeman	9	162	18.0	0
1962	Bobby Freeman	7	155	22.1	0
1963	Henry Massie	5	184	36.8	1
1964	Roger Davis (led ACC)	21	461	22.0	0
1965	John Pincavage	14	344	24.6	1
1966	Frank Quayle	18	439	24.4	0
1967	Frank Quayle	17	422	24.8	1
1968	Frank Quayle	12	230	19.2	0
1969	Chuck Mooser	18	368	20.4	0
1970	Jim Lacey	16	360	22.5	0
1971	Gerard Mullins	17	405	23.8	0
1972	Kent Merritt	10	227	22.7	0
1973	Gerard Mullins	12	276	23.0	0
1974	Joe Sroba	18	440	24.4	0
1975	Joe Sroba	31	647	20.9	0
1976	Joe Sroba	25	558	22.3	0
1977	Tom Vigorito	23	504	21.9	0
1978	Sean McCall (led ACC)	19	511	26.9	0
1979	Sean McCall	17	350	20.6	0
1980	Dave Hall	14	285	20.4	0
1981	Greg Taylor	6	164	27.3	0
1982	Malcolm Pittman	30	617	20.6	0
1983	Malcolm Pittman	20	486	24.3	0
1984	Barry Word	18	351	19.5	0
1985	Malcolm Pittman	20	440	22.0	0
1986	Chris Warren	34	768	22.6	0
1987	Darrell Wynn	12	215	17.9	0
1988	Tim Finkelston	14	324	23.1	0
1989	Terry Kirby	13	257	19.8	0
1990	Larry Holmes	16	328	20.5	0
1991	Jerrod Washington	13	339	26.1	1
1992	Jerrod Washington	23	464	20.2	1
1993	Jerrod Washington	14	253	18.1	0
1994	Demetrius "Pete" Allen	11	207	18.8	0
1995	Demetrius "Pete" Allen	29	608	21.0	0
1996	Terrence Wilkins	14	290	20.7	0
1997	Terrence Wilkins	21	441	21.0	0
1998	Antwoine Womack	12	236	19.7	0
1999	Tavon Mason	9	176	19.6	0
2000	Tavon Mason	16	346	21.6	0
2001	Tavon Mason	19	482	25.4	1
2002	Wali Lundy	17	409	24.1	0
2003	Tony Franklin	13	336	25.8	0
2004	Marquis Weeks	11	354	32.2	1
2005	Cedric Peerman	21	542	25.8	0
2006	Cedric Peerman	19	519	27.3	0
2007	Andrew Pearman	29	608	21.0	0
2008	Chase Minnifield	21	490	23.3	0
2009	Chase Minnifield	22	513	23.3	0
2010	Raynard Horne	23	573	24.9	1
2011	Darius Jennings	30	599	20.0	0
2012	Khalek Shepherd	42	929	22.1	0
2013	Darius Jennings	24	522	21.8	0
2014	Darius Jennings	25	677	27.1	0
2015	Olamide Zaccheaus	28	541	19.3	0
2016	Joe Reed	27	678	25.1	0
2017	Joe Reed (led ACC)	29	861	29.7	2
2018	Joe Reed	26	707	27.2	1
2019	Joe Reed (led nation)	24	796	33.2	2
2020	Tavares Kelly Jr.	11	247	22.5	0

2021 UVA FOOTBALL PUNT RETURNS

Punts Returned

Career—100, Pat Chester, 1978-82

Season—35, Jimmy Lesane, 1951

Game—9, Eddie Bryant vs. Hampden-Sydney, 1942

Punt Return Yardage

Career—808, Pat Chester, 1978-82

Season—481, Bill Dudley, 1941

Game—140, Jimmy Lesane vs. Virginia Tech, 1951

Longest Punt Returns

95	Harry Martin to Bus Male to Harry Martin, Maryland, 1935
89	Bill Dudley, Lafayette, 1941
79	Terry Sieg, Virginia Tech, 1962
+79	Jason Wallace, Clemson, 1990
76	Chris Warren, Navy, 1986
+75	Gene Schroeder, Pennsylvania, 1950
+75	Steve Sroba, Maryland, 1972
74	Tiki Barber, Navy, 1994
74	Tiki Barber, NC State, 1996
74	Maurice Canady, William & Mary, 2015
72	Eddie Knowles, Virginia Tech, 1952
70	Bobby Freeman, Wake Forest, 1961
70	Gerard Mullins, Vanderbilt, 1971
70	Pat Chester, Duke, 1980
70	Alvin Pearman, Temple, 2004

+ Non-scoring play

Annual Punt Return Leaders

Year	Player	No.	Yds.	Avg.	TD
1940	Eddie Bryant	28	421	15.0	2
1941	Bill Dudley	28	481	17.2	1
1942	Eddie Bryant	13	112	8.6	0
1944	Charlie Ellis	12	137	11.4	0
1946	Billy Pannel	5	68	13.6	0
1947	Billy Pannel	10	164	16.4	1
1948	Barney Gill	14	215	15.4	0
1949	Steve Osisek	12	173	14.4	0
1950	Gene Schroeder	14	205	14.6	0
1951	Jimmy Lesane	35	387	11.1	0
1952	Eddie Knowles	32	365	11.4	3
1953	Eddie Knowles	4	114	28.5	1
1954	Eddie Knowles	9	72	8.0	0
1955	Nick Lawyer	4	70	17.5	1
1956	Ralph Kneeland	4	67	16.8	0
1957	Sonny Randle	5	46	9.2	0
1958	Sonny Randle	5	47	9.4	0
1959	Fred Trainor	5	42	8.4	0
1960	Carl Kuhn	4	74	18.5	0
1961	Bobby Freeman	4	81	20.3	1
1962	Terry Sieg	6	157	26.2	1
1963	Gene Angle	4	54	13.5	0
1964	Roger Davis	10	89	8.9	0

Year	Player	No.	Yds.	Avg.	TD
1965	John Pincavage	12	135	11.3	0
1966	George Stetter	18	182	10.1	0
1967	Paul Klingensmith	12	125	10.4	0
1968	Chuck Mooser	9	127	14.1	1
1969	Chuck Mooser	8	85	10.6	0
1970	Dave Sullivan	17	125	7.4	0
1971	Gerard Mullins	31	298	9.6	1
1972	Gerard Mullins	16	183	11.4	0
1973	Gerard Mullins	17	107	6.3	0
1974	Tom Fadden	19	109	5.7	0
1975	Joe Sroba	8	59	7.4	0
1976	Derrick Glasper	11	61	5.5	0
1977	Mickey Spady	16	64	4.0	0
1978	Pat Chester	31	190	6.1	0
1979	Pat Chester (led ACC)	25	248	9.9	2
1980	Pat Chester (led ACC)	19	192	10.1	1
1981	Bob Sweeney	13	41	3.2	0
1982	Pat Chester	19	128	6.7	0
1983	Bart Farinholt	15	105	7.0	0
1984	Ray Daly	20	161	8.1	0
1985	Chris Warren	26	168	6.5	0
1986	Chris Warren	17	136	8.0	1
1987	Tim Finkelston	25	182	7.3	0
1988	Tim Finkelston	25	177	7.1	0
1989	Tim Finkelston	22	159	7.2	0
1990	Jason Wallace	32	403	12.6	1
1991	Larry Holmes	26	219	8.4	0
1992	Jerrold Washington	20	87	4.4	0
1993	Larry Holmes	13	104	8.0	0
1994	Tiki Barber	17	181	10.6	1
1995	Tiki Barber	32	272	8.5	0
1996	Tiki Barber (led ACC)	19	241	12.7	1
1997	Terrence Wilkins	17	94	5.5	0
1998	Terrence Wilkins	17	165	9.7	0
1999	Arlen Harris	16	198	12.4	0
2000	James Johnson	20	115	5.8	0
2001	Alvin Pearman	27	247	9.1	0
2002	Marques Hagans	29	262	9.0	1
2003	Marques Hagans	28	269	9.6	0
2004	Alvin Pearman	28	314	11.2	1
2005	Emmanuel Byers	8	81	10.1	0
2006	Mike Brown	14	134	9.6	0
2007	Vic Hall	23	230	10.0	0
2008	Vic Hall	16	102	6.4	0
2009	Chase Minnifield	20	88	4.4	0
2010	Chase Minnifield	13	84	6.5	0
2011	Dominique Terrell	14	61	4.4	0
2012	Khalek Shepherd	23	89	3.3	0
2013	Dominique Terrell	18	142	7.9	0
2014	Khalek Shepherd	26	115	4.4	0
2015	Maurice Canady	5	126	25.2	1
2016	Daniel Hamm	22	216	9.8	0
2017	Daniel Hamm	22	98	4.5	0
2018	Tavares Kelly Jr.	13	143	11.0	0
2019	Billy Kemp IV	23	137	6.0	0
2020	Billy Kemp IV	14	71	5.1	0



Pat Chester has the most career punt returns in UVA history. He led the ACC in 1979 and 1980.



ALL-PURPOSE YARDS

All-Purpose Yards

Career—4981, Frank Quayle, 1966-68

Season—2054, Thomas Jones, 1999

Sr.—2054, Thomas Jones, 1999

Jr.—1906, Tiki Barber, 1995

Soph.—1616, Frank Quayle, 1966

Fr.—1670, Wali Lundy, 2002

Game—331, Thomas Jones vs. Buffalo, 1999

Sr.—331, Thomas Jones vs. Buffalo, 1999

Jr.—311, Tiki Barber vs. Florida State, 1995

Soph.—271, Mikell Simpson vs. Maryland, 2007

Fr.—239, Wali Lundy vs. West Virginia, 2002

Career All-Purpose Yards Leaders

Player	Years	Rush	Rec.	PR	KOR	Tot.
1. Frank Quayle	1966-68	2695	1145	50	1091	4981
2. Alvin Pearman	2001-04	2394	1396	600	579	4969
3. Tiki Barber	1993-96	3389	602	694	184	4869
4. Thomas Jones	1996-99	3998	571	82	47	4698
5. Joe Reed	2016-19	172	1465	0	3042	4679
6. Terry Kirby	1989-92	3348	1022	0	267	4637
7. Wali Lundy	2002-05	3193	895	0	409	4497
8. Taquan Mizzell	2013-16	2075	1560	0	683	4318
9. Olamide Zaccheaus	2015-18	551	2753	34	685	4024
10. Kevin Parks	2011-14	3219	779	0	0	3998
11. John Papit	1947-50	3238	85	7	651	3981
12. Tommy Vigorito	1977-80	2913	415	7	587	3922
13. Perry Jones	2009-12	2033	1165	92	432	3722
14. Darius Jennings	2011-14	183	1667	30	1839	3719
15. Bill Dudley	1939-41	1631	208	793	605	+3396

+ includes interception returns for 159 yards

Season All-Purpose Yards Leaders

Player	Year	G	Rush	Rec.	PR	KOR	Tot.	Avg.
1. Thomas Jones	1999	11	1798	239	17	0	2054	186.7
2. Alvin Pearman	2004	12	1037	402	314	195	1938	161.5
3. Tiki Barber	1995	12	1397	216	272	21	1906	158.8
4. Frank Quayle	1968	10	1213	426	0	230	1869	186.9
5. Tiki Barber	1996	11	1360	258	241	0	1859	169.0
6. Bill Dudley	1941	9	968	60	481	89+	1674	186.0
7. Wali Lundy	2002	14	826	435	0	409	1670	119.3
8. Frank Quayle	1966	10	727	420	30	439	1616	161.6
9. John Papit	1949	10	1214	0	0	397	1611	161.1
10. Marcus Wilson	1989	12	1098	161	0	284	1543	128.6
11. Thomas Jones	1998	11	1303	179	13	27	1522	138.4
12. Joe Reed	2019	14	42	679	0	796	1517	116.7
13. Frank Quayle	1967	10	755	299	20	422	1496	149.6
14. Taquan Mizzell	2015	12	671	721	0	96	1488	124.0
15. Perry Jones	2011	13	915	506	47	0	1468	112.9

+ includes interception returns for 76 yards

Single-Game All-Purpose Yards Leaders

Player	Rush	Rec.	PR	KOR	Tot.
1. Thomas Jones vs. Buffalo, 1999	221	110	0	0	331
2. Bill Dudley vs. North Carolina, 1941	215	0	59	51	325
3. Tiki Barber vs. Florida State, 1995	193	45	73	0	311
4. John Papit vs. George Washington, 1949	203	0	0	81	284
5. Frank Quayle vs. Maryland, 1968	216	45	0	11	272
6. Mikell Simpson* vs. Maryland, 2006	119	152	0	0	271
7. Alvin Pearman vs. Duke, 2004	223	44	0	0	267
8. Bill Dudley vs. Lehigh, 1941	167	20	78	0	265
9. Frank Quayle vs. Davidson, 1968	153	85	0	21	259
10. Tiki Barber vs. Duke, 1995	185	27	43	0	255
11. Frank Quayle vs. Tulane, 1968	121	49	0	84	254
12. Frank Quayle vs. Maryland, 1966	221	31	0	0	252
13. Frank Quayle vs. South Carolina, 1967	739	101	0	111	251
14. John Papit vs. VMI, 1949	157	0	0	93	250
Alvin Pearman vs. Virginia Tech, 2004	147	32	16	55	250



Halfback Frank Quayle piled up a school-record 4,981 career all-purpose yards from 1966-68. He led the nation with 1,616 all-purpose yards as a sophomore in 1966.



Tailback Thomas Jones set an ACC record with 2,054 all-purpose yards in 1999. He also broke Bill Dudley's 58-year-old school record for most all-purpose yards in a game that season with 331 yards against Buffalo in his final home game.

Annual All-Purpose Yards Leaders

Year	Player	Rush	Rec.	Int.	PR	KOR	Tot.
1940	Bill Dudley	469	60	83	210	356	1178
1941	Bill Dudley (led nation)	968	60	76	481	89	1674
1942	Eddie Bryant	48	40	40	112	76	391
1944	John Duda	716	19	26	0	28	799
1946	Ray Brown	387	14	43	60	115	619
1947	Bruce Bailey	398	40	0	165	143	746
1948	John Papit	885	8	0	0	146	1039
1949	John Papit (led nation)	1214	0	0	0	397	1611
1950	John Papit	949	62	0	7	108	1126
1951	Bobby Pate	440	64	0	0	145	649
1952	Gerry Furst	699	0	0	0	77	776
1953	Henry Strempek	315	51	18	35	240	659
1954	Herb Hartwell	390	104	0	0	110	604
1955	Jim Bakhtiar	733	55	0	0	151	939
1956	Jim Bakhtiar	879	15	0	0	113	1007
1957	Jim Bakhtiar	822	13	0	0	55	890
1958	Sonny Randle (led ACC)	13	642	32	47	506	1240
1959	Tom Gravins	359	195	0	9	346	909
1960	Fred Shepherd	529	68	0	1	85	683
1961	Bobby Freeman	187	70	0	81	162	500
1962	Terry Sieg	216	281	20	157	131	805
1963	John Pincavage	256	136	93	37	126	648
1964	John Pincavage	177	331	0	64	293	865
1965	John Pincavage (led ACC)	119	566	0	135	344	1164
1966	F. Quayle (led ACC, nation)	727	420	0	30	439	1616
1967	Frank Quayle (led ACC)	755	299	0	20	422	1496
1968	Frank Quayle (led ACC)	1213	426	0	0	230	1869
1969	Gary Helman	851	86	0	0	48	985
1970	Jim Lacey	609	13	0	0	360	982
1971	Kent Merritt	828	73	0	0	351	1252
1972	Kent Merritt	575	28	0	0	227	830
1973	Harrison Davis	5	773	0	0	81	859
1974	Joe Sroba	632	56	0	14	440	1142
1975	David Sloan	848	179	0	56	19	1102
1976	Joe Sroba	1	169	0	0	558	728
1977	Tommy Vigorito	326	65	0	21	504	916
1978	Tommy Vigorito	800	53	0	-14	83	922
1979	Greg Taylor	933	182	0	0	0	1115
1980	Tommy Vigorito	742	239	0	0	0	981

Year	Player	Rush	Rec.	Int.	PR	KOR	Tot.
1981	Greg Taylor	102	418	0	44	164	728
1982	Antonio Rice	764	67	0	0	0	831
1983	Howard Petty	835	116	0	0	0	951
1984	Barry Word	603	75	0	0	351	1029
1985	Barry Word (led ACC)	1224	76	0	0	76	1376
1986	Chris Warren	380	162	0	136	768	1446
1987	Marcus Wilson	692	134	0	0	212	1038
1988	Tim Finkelston	0	346	0	177	324	847
1989	Marcus Wilson	1098	161	0	0	284	1543
1990	Terry Kirby	1020	324	0	0	9	1353
1991	Terry Kirby	887	406	0	0	0	1293
1992	Terry Kirby (led ACC)	1130	241	0	0	1	1372
1993	Jerrold Washington	871	72	0	54	253	1250
1994	Tiki Barber	591	126	0	181	118	1016
1995	Tiki Barber (led ACC)	1397	216	0	272	21	1906
1996	Tiki Barber (led ACC)	1360	258	0	241	0	1859
1997	Terrence Wilkins	-2	506	0	94	441	1039
1998	Thomas Jones	1303	179	0	13	27	1522
1999	Thomas Jones (led ACC)	1798	239	0	17	0	2054
2000	Antwoine Womack	1028	81	0	0	97	1206
2001	Alvin Pearman	371	283	0	247	266	1167
2002	Wali Lundy	826	435	0	0	409	1670
2003	Alvin Pearman	643	518	0	38	128	1327
2004	Alvin Pearman (led ACC)	1037	402	0	314	185	1938
2005	Cedric Peerman	237	14	0	0	542	793
2006	Jason Snelling	772	282	0	0	0	1054
2007	Mikell Simpson	570	402	0	0	57	1029
2008	Cedric Peerman	774	193	0	0	108	1075
2009	Rashawn Jackson	461	222	0	0	13	696
2010	Perry Jones	646	224	0	45	191	1106
2011	Perry Jones	915	506	0	47	0	1468
2012	Khalek Shepherd	122	129	0	89	929	1269
2013	Kevin Parks	1031	329	0	0	0	1360
2014	Darius Jennings	115	521	0	0	677	1313
2015	Taquan Mizzell	671	721	0	0	96	1488
2016	Taquan Mizzell	940	404	0	0	33	1376
2017	Olamide Zaccheaus	182	895	0	0	145	1222
2018	Joe Reed	15	465	0	0	707	1187
2019	Joe Reed	42	679	0	0	796	1517
2020	Billy Kemp IV	22	644	0	71	76	813



PUNTING RECORDS

Punts

Career—276, Russ Henderson, 1975-78
Season—85, Russ Henderson, 1977; Alec Vozenilek, 2013
Game—14, Billy Maxwell vs. South Carolina, 1972

Yardage

Career—11,951, Russ Henderson, 1975-78
Season—3,615, Russ Henderson, 1977
Game—537, Alec Vozenilek vs. BYU, 2013

Average (min. 5 punts)

Career—44.5, Nicholas Conte, 2015-16
Season—45.9, Russ Henderson, 1976
Game—52.3, Lester Coleman vs. Boston College, 2017

Longest Punts (60 yards or more)

- 80 Sam Maphis, 1923, Virginia Tech
- 79 Ray Quillen, 1954, Lehigh
- 78 Will Brice, 1994, Georgia Tech
- 78 Nash Griffin, 2019, Louisville
- 77 Alec Vozenilek, 2013, Pitt
- 74 Russ Henderson, 1977, Syracuse
- 73 Braxton Hill, 1965, West Virginia
- 72 Kevin Ferguson, 1984, Georgia Tech
- 72 Ed Garno, 1991, VMI
- 71 Hal Trentham, 1970, Duke
- 70 Hunter Richards, 1968, Navy
- 70 Will Brice, 1994, North Carolina
- 70 Mike Abrams, 2000, Brigham Young
- 70 Nash Griffin, 2019, Florida
- 69 Joel Dempsey, 1986, Wake Forest
- 68 Whitey Michels, 1948, Virginia Tech
- 68 Russ Henderson, 1975, Vanderbilt
- 68 Jeff Walker, 1981, Maryland
- 68 Donnie Scott, 1998, N.C. State
- 67 Will Brice, 1996, N.C. State
- 67 Mike Abrams, 2001, Florida State
- 67 Nicholas Conte, 2015, Louisville
- 67 Nicholas Conte, 2016, Virginia Tech
- 66 Russ Henderson, 1976, Lehigh
- 66 Jeff Walker, 1982, N.C. State
- 66 Joel Dempsey, 1988, Virginia Tech
- 66 Donnie Scott, 1998, Maryland
- 65 Whitey Michels, 1948, Wash. & Lee
- 64 Whitey Michels, 1949, Virginia Tech
- 64 Harold Hoak, 1951, The Citadel
- 64 Ford Mays, 1979, Clemson
- 64 Fred Carter, 1987, North Carolina
- 64 Will Brice, 1995, Texas
- 64 Donnie Scott, 1999, BYU
- 63 Russ Henderson, 1975, Maryland
- 63 Jeff Walker, 1981, N.C. State

- 63 Donnie Scott, 1998, Duke
- 63 Lester Coleman, 2017, W&M
- 63 Lester Coleman, 2017, Georgia Tech
- 62 Russ Henderson, 1978, Virginia Tech
- 62 Joel Dempsey, 1988, Clemson
- 62 Will Brice, 1993, Duke
- 62 Will Brice, 1995, Wake Forest
- 62 Will Brice, 1996, Georgia Tech
- 62 Alec Vozenilek, 2014, BYU
- 62 Lester Coleman, 2017, Duke
- 62 Lester Coleman, 2017, North Carolina
- 61 Russ Henderson, 1977, VMI
- 61 Russ Henderson, 1978, Navy (2)
- 61 Jeff Walker, 1985, Georgia Tech
- 61 Will Brice, 1994, Duke
- 61 Donnie Scott, 1998, Clemson
- 61 Donnie Scott, 1998, Florida State
- 61 Donnie Scott, 1999, N.C. State
- 61 Mike Abrams, 2000, Florida State
- 61 Ryan Weigand, 2007, Wyoming
- 61 Lester Coleman, 2018, Indiana
- 60 Jim Gillette, 1939, Hampden-Sydney
- 60 Whitey Michels, 1949, Pennsylvania
- 60 Henry Massie, 1963, North Carolina
- 60 Hunter Richards, 1968, Navy
- 60 Russ Henderson, 1975, Virginia Tech
- 60 Russ Henderson, 1976, Washington
- 60 Russ Henderson, 1976, VMI
- 60 Russ Henderson, 1978, North Carolina
- 60 Ford Mays, 1980, Virginia Tech
- 60 Will Brice, 1994, North Carolina
- 60 Will Brice, 1996, Florida State
- 60 Lester Coleman, 2017, Boise State
- 60 Lester Coleman, 2017, Boston College

Annual Punting Leaders

Year	Player	No.	Yds	Avg.	Blkd
1940	Bill Dudley	73	2540	34.8	0
1941	Bill Dudley	61	2185	35.8	2
1942	Tabb Gillette	54	1965	36.4	3
1944	Lucien Burnett	43	1452	33.8	4
1946	George Grimes	23	735	32.0	3
1947	George Grimes	50	2039	40.8	0
1948	Whitey Michels	41	1541	37.6	0
1949	Whitey Michels	42	1656	39.4	0
1950	Harold Hoak	45	1808	40.2	0
1951	Harold Hoak	43	1569	36.5	0
1952	Harold Hoak	57	2228	39.1	0
1953	Ray Quillen	24	865	36.0	0
1954	Henry Strempek	38	1388	36.5	1
1955	Wilson Tinsley	31	1140	36.8	0
1956	Alvin Cash	27	980	36.3	0
1957	Nelson Yarbrough	18	642	35.7	0
1958	Alvin Cash	15	520	34.7	0
1959	Joe Board	37	1346	36.4	0
1960	Wayne Ballard	19	599	31.5	0
1961	Tom Griggs	62	2075	33.5	0
1962	Tom Griggs	52	1892	36.4	1
1963	Tom Shuman	60	2210	36.8	1
1964	Tom Shuman	43	1491	34.7	1
1965	Braxton Hill	47	1763	37.5	0
1966	Paul Reeve	30	1055	35.2	0
1967	Braxton Hill	48	1766	36.8	0
1968	Hunter Richards	55	2019	36.7	2
1969	Hal Trentham	60	2174	36.2	0
1970	Hal Trentham	69	2671	38.7	1
1971	Billy Maxwell	71	2617	36.9	0
1972	Billy Maxwell	72	2526	35.1	0
1973	Billy Maxwell	50	1888	37.8	0
1974	Joe Jenkins	59	2157	36.6	0
1975	Russ Henderson	50	2108	42.2	0
1976	Russ Henderson	69	3168	45.9	0
1977	Russ Henderson (led ACC)	85	3615	42.5	0
1978	Russ Henderson (led ACC)	72	3060	42.5	0
1979	Ford Mays	64	2380	37.2	0
1980	Ford Mays	55	2187	39.8	0
1981	Jeff Walker	76	2920	38.4	0
1982	Jeff Walker	74	3020	40.8	0
1983	Jeff Walker	61	2404	39.4	0
1984	Kevin Ferguson	62	2443	39.4	0
1985	Jeff Walker	62	2467	39.8	0
1986	Joel Dempsey	60	2281	38.0	0
1987	Fred Carter	28	1070	38.2	0
1988	Joel Dempsey	46	1699	36.9	0
1989	Myron Martin	25	936	37.4	0
1990	Ed Garno	39	1662	42.6	0
1991	Ed Garno (led ACC)	47	1975	42.0	0
1992	Patrick Harkleroad	37	1395	37.7	0
1993	Will Brice	48	2025	42.2	0
1994	Will Brice	55	2230	40.5	0
1995	Will Brice	73	3007	41.2	0
1996	Will Brice	52	2323	44.7	0
1997	Frank Rotella	60	2398	40.0	1
1998	Donnie Scott	58	2473	42.6	0
1999	Donnie Scott	55	2233	40.6	0
2000	Mike Abrams	65	2768	42.6	0
2001	Mike Abrams	62	2616	42.2	0
2002	Tom Hagan	62	2273	36.7	0
2003	Tom Hagan	63	2193	34.8	0
2004	Sean Johnson	32	1131	35.3	0
2005	Chris Gould	53	2122	40.0	0
2006	Chris Gould	56	2148	38.4	0
2007	Ryan Weigand (led ACC)	52	2352	45.2	0
2008	Jimmy Howell	64	2494	39.0	0
2009	Jimmy Howell	66	2647	40.1	0
2010	Jimmy Howell	49	2066	42.2	0
2011	Jimmy Howell	62	2442	39.4	3
2012	Alec Vozenilek	66	2677	40.6	0
2013	Alec Vozenilek	85	3500	41.2	0
2014	Alec Vozenilek	58	2463	42.5	2
2015	Nicholas Conte	52	2322	44.7	1
2016	Nicholas Conte (led ACC)	74	3279	44.3	0
2017	Lester Coleman	75	3278	43.7	0
2018	Lester Coleman	51	2130	41.8	0
2019	Nash Griffin	57	2390	41.9	0
2020	Nash Griffin	42	1780	42.4	1



Ryan Weigand was the ACC's leading punter in 2007.

INTERCEPTIONS

Most Interceptions

Career—17, Keith McMeans, 1987-90

Season—9, Keith McMeans, 1987

Game—3, Eddie Bryant vs. Maryland, 1940; Reece Whitley vs. North Carolina, 1957; Pete Schmidt vs. Davidson, 1968; Mike Pettine vs. NC State, 1986; Keith McMeans vs. NC State, 1987; Anthony Poindexter vs. NC State, 1996; Rodney McLeod vs. Maryland, 2011

Most Int. Returned for TDs

Career—4, Randy Neal, 1991-94

Season—2, Randy Neal, 1992 and 1994

Game—2, Randy Neal vs. Virginia Tech, 1992

Interception Return Yardage

Career—296, Pat Chester, 1978-82

Season—141, Juan Thornhill, 2018

Game—97, Pat Chester vs. James Madison, 1979

Consecutive Games With An Interception

5, Anthony Harris, Oct. 19-Nov. 23, 2013

Longest Interception Returns

95 Ted Rzempoluch, Maryland, 1961

95 Antwan Harris, North Carolina, 1996

85 Nick Grant, William & Mary, 2019

85 Noah Taylor, Louisville, 2020

84 D'Sean Perry, Abilene Christian, 2020

79+ Bill Sinclair, Tulane, 1950

77 Randy Neal, Georgia Tech, 1994

70+ John Duda, Richmond, 1946

69+ Greg McClellan, Duke, 1991

69 Maurice Canady, Kent State, 2014

65+ Chase Minnifield, Richmond, 2010

64+ John Pincavage, William & Mary, 1963

64 Bob McGrail, Army, 1971

63+ Tony Blount, North Carolina, 1976

62 Bob Rannigan, Navy, 1968

62+ Pat Chester, James Madison, 1979

62+ Juan Thornhill, Miami, 2018

62+ Tim Harris, Virginia Tech, 2018

60 Lawrence Bauman, Richmond, 1947

60 Vic Hall, Richmond, 2008

+ Non-scoring play

Career Interception Leaders

	Player	Years	Int.	Yds.	Avg.	TD
1.	Keith McMeans	1987-90	17	88	5.2	0
2.	Pat Chester	1978-82	16	296	18.5	0
3.	Ronde Barber	1994-96	15	112	7.5	0
	Marcus Hamilton	2002-06	15	127	8.5	0
5.	Kevin Cook	1986-89	14	80	5.7	1
6.	Chase Minnifield	2008-11	13	164	12.6	1
	Juan Thornhill	2015-18	13	177	13.6	0
8.	Bryan Shumock	1977-80	12	209	17.4	1
	Joe Crocker	1992-95	12	76	6.3	1
	Anthony Poindexter	1995-98	12	141	11.8	0
11.	Pete Schmidt	1967-69	11	50	4.5	0
	Andy Minton	1968-70	11	140	12.7	1
	Derrick Glasper	1975-78	11	119	10.8	0
	Jason Wallace	1987-90	11	72	6.5	1
	Keith Lyle	1990-93	11	142	12.9	0
	Shernard Newby	1999-02	11	40	3.6	0
	Anthony Harris	2011-14	11	85	7.7	0
18.	Bill Dudley	1939-41	10	159	15.9	1
	Bill King	1950-52	10	114	11.4	1
	George Stetter	1964-66	10	161	16.1	0
	Steve Sroba	1971-73	10	56	5.6	0
	Percy Ellsworth	1992-95	10	32	3.2	0
	Paul London	1992-95	10	20	2.0	0
	Quin Blanding	2014-17	10	108	10.8	1



Keith McMeans finished his Cavalier career in 1990 with a school-record 17 interceptions. He led the nation in 1987 with nine.



Marcus Hamilton led the Cavaliers in interceptions three times in his career and he topped the ACC with six in 2005.

Annual Interception Leaders

Year	Player	Int.	Yds.	Avg.	TD	Year	Player	Int.	Yds.	Avg.	TD
1940	Bill Dudley	6	83	13.8	1	1984	Ray Daly (led ACC)	6	55	9.2	0
1941	John Neff	5	54	10.8	0	1985	Scott Lageman	2	20	10.0	0
	Bill Suhling	5	45	9.0	0		Kevin Gould	2	5	2.5	0
1942	Ed Kreich	4	70	17.5	0	1986	Mike Pettine	5	36	7.2	0
	Tabb Gillette	4	40	10.0	0	1987	Keith McMeans (led nation, ACC)	9	35	3.9	0
1944	Lucien Burnett	4	57	14.3	0	1988	Keith McMeans (led ACC)	5	49	9.8	0
1946	Ray Brown	2	43	21.5	0	1989	Jason Wallace	5	44	8.8	0
1947	Whitey Michels	3	0	0.0	0	1990	Keith McMeans	3	4	1.3	0
1948	Steve Osisek	3	45	15.0	0		Jason Wallace	3	8	2.7	0
	Whitey Michels	3	3	1.0	0	1991	Keith Lyle	2	68	34.0	0
1949	Steve Osisek	3	60	20.0	0		Carl Smith	2	19	9.5	0
	Gene Schroeder	3	24	8.0	0	1992	Keith Lyle	4	31	7.8	0
1950	Tom Berry	2	36	18.0	0	1993	Keith Lyle	5	43	8.6	0
	Jimmy Lesane	2	17	8.5	0	1994	Ronde Barber (led ACC)	8	56	7.0	0
	Norman Scott	2	5	2.5	0	1995	Percy Ellsworth	6	21	3.5	0
1951	Jimmy Lesane	4	71	17.8	1		Paul London	6	20	3.3	0
1952	Bill King	6	83	13.8	0	1996	Stephen Phelan	4	21	5.3	0
1953	John Polzer	2	29	14.5	0		Anthony Poindexter	4	58	14.5	0
	Henry Strempek	2	18	9.0	0	1997	Anthony Poindexter	4	55	13.8	0
1954	Rives Bailey	4	56	14.0	0	1998	Adrian Burnim	4	36	9.0	0
1955	Rives Bailey	2	7	3.5	0	1999	Jerton Evans	4	1	0.2	0
	Herb Hartwell	2	3	1.5	0	2000	Ahmad Hawkins	4	31	7.8	0
1956	Alan Reynolds	2	38	19.0	0	2001	Shernard Newby	5	39	7.8	0
	Jim Keyser	2	22	11.0	0	2002	Shernard Newby	3	1	0.3	0
1957	Reece Whitley (led ACC)	5	81	16.2	0	2003	Almondo Curry (led ACC)	6	133	22.2	1
1958	Sonny Randle	2	32	16.0	0	2004	Marcus Hamilton	4	-2	-0.5	0
1959	Eight players tied with one					2005	Marcus Hamilton (led ACC)	6	28	4.7	0
1960	Carl Kuhn	4	39	9.8	0	2006	Marcus Hamilton	5	101	20.2	0
1961	Stan Fischer	4	44	11.0	0	2007	Jeffrey Fitzgerald	2	25	12.5	1
1962	Gary Cuzzo	4	36	9.0	0		Ras-I Dowling	2	17	8.5	0
	Bobby Freeman	4	18	4.5	0		Jon Copper	2	7	3.5	0
1963	Tom Krebs (led ACC)	4	20	5.0	0	2008	Ras-I Dowling	3	0	0.0	0
1964	Jim Donley	2	26	13.0	0	2009	Chris Cook	4	66	16.5	1
1965	George Stetter	4	99	24.8	0	2010	Chase Minnifield	6	80	13.3	0
1966	George Stetter	5	40	8.0	0	2011	Rodney McLeod	4	15	3.8	0
1967	Pete Schmidt	3	30	10.0	0	2012	Maurice Canady	2	39	19.5	0
1968	Pete Schmidt	6	5	0.8	0	2013	Anthony Harris (led nation, ACC)	8	42	5.3	0
1969	Andy Minton	4	13	3.3	0	2014	Quin Blanding	3	6	2.0	0
1970	Andy Minton	3	82	27.3	1		Maurice Canady	3	69	23.0	1
	Russ Bauda	3	24	8.0	0	2015	Darius Latimore	2	8	4.0	0
1971	Steve Sroba	3	0	0.0	0	2016	Juan Thornhill	3	32	10.7	0
1972	Doug Jones	3	32	10.6	0	2017	Quin Blanding	4	72	18.0	1
	Steve Sroba	3	31	10.3	0		Brenton Nelson	4	31	7.8	0
1973	Steve Sroba	4	25	6.3	0		Juan Thornhill	4	4	1.0	0
1974	Eric Dahlgren	4	28	7.0	0	2018	Juan Thornhill	6	141	23.5	0
1975	Butch Powers	3	15	5.0	0	2019	Joey Blount	3	66	22.0	0
1976	Tony Blount	3	96	32.0	0	2020	De'Vante Cross	2	0	0.0	0
1977	Derrick Glasper (led ACC)	5	104	20.8	0		Nick Grant	2	0	0.0	0
1978	Bryan Shumock	4	41	10.3	0		D'Angelo Amos	2	6	3.0	0
1979	Pat Chester	5	103	20.6	0		Brenton Nelson	2	0	0.0	0
1980	Bryan Shumock (led ACC)	5	56	11.2	0						
1981	Keith Lee	3	26	8.7	0						
1982	Pat Chester	6	125	20.8	0						
1983	Bart Farinholt	4	55	13.8	0						

DEFENSIVE RECORDS

Most Tackles

Career—495, Quin Blanding, 2014-17

Season—155, Angelo Crowell, 2002

Game—24, Stuart Anderson vs. NC State, 1979

Most Solo Tackles

Career—295, Jamie Sharper, 1993-96

Season—98, Randy Neal, 1993

Game—16, Phil Thomas vs. North Carolina, 1987; Randy Neal vs. Clemson, 1993

Most Assisted Tackles

Career—235, Quin Blanding, 2014-17

Season—94, Keith Lee, 1981

Game—14, Anthony Poindexter vs. Virginia Tech, 1996

Fumbles Recovered

Career—7, Anthony Poindexter, 1995-98

Season—4, Jamie Sharper, 1996

Game—2, Bryan Shumock vs. Richmond, 1979; Scott Matheson vs. VMI, 1985; Phil Thomas vs. Georgia Tech, 1988; Mike Frederick vs. NC State, 1993; Anthony Poindexter vs. Georgia Tech, 1997; Anthony Poindexter vs. Duke, 1998; Jermaine Hardy vs. South Carolina, 2002; Eli Hanback vs. Ohio, 2018

Fumbles Caused

Career—11, Stuart Anderson, 1978-81

Season—5, Stuart Anderson, 1979; Tony Blount, 1979; Merrill Robertson, 2002; Vic Hall, 2008

Game—2, Tom Kilgannon vs. Navy, 1984; Rayotis Perkins vs. So. Carolina, 1986; Ron Carey vs. Georgia Tech, 1988; Tyrone Lewis vs. North Carolina, 1988; Patrick Kerney vs. Clemson, 1997; Wale Elegbe vs. Georgia Tech, 1997; Ljubomir Stamenich vs. NC State, 1999; Merrill Robertson vs. Penn State, 2002

Career Tackle Leaders

	Name, Position	Years	Tackles	Solos	Assists
1.	Quin Blanding, S	2014-17	495	260	235
2.	Jamie Sharper, LB	1993-96	435	295	140
3.	Charles McDaniel, LB	1982-85	432	216	216
4.	Angelo Crowell, LB	1999-02	420	256	164
5.	Micah Kiser, LB	2014-17	411	188	223
6.	Byron Thweatt, LB	1997-00	387	246	141
7.	James Farris, LB	1993-96	381	252	129
8.	Steve Greer, LB	2009-12	376	155	221
9.	Russ Swan, LB	1982-85	373	181	192
10.	Randy Neal, LB	1991-94	367	248	119
11.	Stuart Anderson, DL/LB	1978-81	354	130	224
12.	Wali Rainer, LB	1995-98	347	201	146
13.	Anthony Poindexter, S	1995-98	342	167	175
14.	P.J. Killian, LB	1990-93	316	219	97
15.	Phil Thomas, LB	1986-89	306	210	96

Season Tackle Leaders

	Name, Position	Year	Tackles	Solos	Assists
1.	Angelo Crowell, LB	2002	155	92	63
2.	Micah Kiser, LB	2017	145	50	95
3.	Angelo Crowell, LB	2001	144	87	57
4.	Randy Neal, LB	1993	139	98	41
5.	Quin Blanding, S	2017	137	62	75
6.	Wali Rainer, LB	1998	134	82	52
	Micah Kiser, LB	2016	134	65	69
8.	Charles McDaniel, LB	1983	130	73	57
9.	Yubrenal Isabelle, LB	2000	128	66	62
10.	Keith Lee, LB	1981	127	33	94
11.	Russ Swan, LB	1985	125	58	67
	Byron Thweatt, LB	2000	125	80	45
13.	Jamie Sharper, LB	1996	123	77	46
	Quin Blanding, S	2014	123	60	63
15.	James Farris, LB	1995	122	72	50
	Merrill Robertson, LB	2002	122	74	48
	Steve Greer, LB	2012	122	74	48



Angelo Crowell owns the best mark in the Cavalier record book for tackles in a season.



Chris Slade has the most career sacks and tackles for loss in Virginia history.

Annual Tackle Leaders

Year	Name, Position	Solos	Assists	Tackles
1978	Ken Newsome, LB	12	68	80
1979	Stuart Anderson, DL	26	55	81
1980	Stuart Anderson, DL	36	62	98
1981	Keith Lee, LB	33	94	127
1982	Charles McDaniel, LB	57	52	109
1983	Charles McDaniel, LB	73	57	130
1984	Charles McDaniel, LB	47	54	101
1985	Russ Swan, LB	58	67	125
1986	Sean Scott, DE	40	48	88
1987	Jeff Lageman, LB	63	26	89
1988	Jeff Lageman, LB	74	43	117
1989	Phil Thomas, LB	80	24	104
1990	P.J. Killian, LB	53	34	87
1991	Chris Slade, DE	30	69	99
1992	P.J. Killian, LB	67	32	99
1993	Randy Neal, LB (led ACC)	98	41	139
1994	Jamie Sharper, LB	83	35	118
1995	James Farrior, LB	72	50	122
1996	Jamie Sharper, LB	77	46	123
1997	Wali Rainer, LB	66	52	118
1998	Wali Rainer, LB	82	52	134
1999	Shannon Taylor, LB	57	24	81
2000	Yubrenal Isabelle, LB	66	62	128
2001	Angelo Crowell, LB	87	57	144
2002	Angelo Crowell, LB	92	63	155
2003	Ahmad Brooks, LB	68	49	117
2004	Ahmad Brooks, LB	39	51	90
2005	Kai Parham, LB	57	46	103
2006	Jon Copper, LB	39	42	81
2007	Jon Copper, LB	56	53	109
2008	Jon Copper, LB	57	44	101
2009	Steve Greer, LB	49	43	92
2010	La'Roy Reynolds, LB	24	42	66
2011	Steve Greer, LB	43	60	103
2012	Steve Greer, LB	45	77	122
2013	Henry Coley, LB	43	48	91
2014	Quin Blanding, S	60	63	123
2015	Micah Kiser, LB (led ACC)	64	53	117
2016	Micah Kiser, LB (led ACC)	65	69	134
2017	Micah Kiser, LB (led ACC)	50	95	145
2018	Juan Thornhill	62	36	98
2019	Zane Zandier	49	59	108
2020	Nick Jackson	55	50	105

Career Quarterback Sacks

	Name, Position	Years	Sacks
1.	Chris Slade, DE	1989-92	40
2.	Clint Sintim, LB	2005-07	29
3.	Darryl Blackstock, LB	2002-04	27
4.	Mike Frederick, DE	1991-94	26
5.	Patrick Kerney, DE	1995-98	24
6.	Stuart Anderson, DL/LB	1978-81	23
8.	Duane Ashman, DE	1993-96	23
	Sean Scott, DE	1984-87	21
	Chris Long, DE	2004-07	21
10.	Micah Kiser, LB	2014-17	19
11.	Ron Mattes, DT	1981-84	18
12.	Eli Harold, DE	2012-14	17.5
13.	Chris Peace, OLB	2015-18	17
14.	Wali Rainer, LB	1995-98	16
15.	Tom Kilgannon, DT	1981-84	15
	Jon Harris, DE	1993-96	15
	Charles Snowden, OLB	2017-20	15

Season Quarterback Sacks

	Name, Position	Year	Sacks
1.	Chris Slade, DE (led ACC)	1992	15
	Patrick Kerney, DE (led ACC)	1998	15
3.	Chris Slade, DE	1991	14
	Chris Long, DE (led ACC)	2007	14
5.	Clint Sintim, LB	2008	13
6.	Mike Frederick, DE	1993	11
	Darryl Blackstock, LB	2004	11
8.	Darryl Blackstock, LB	2002	10
9.	Ron Mattes, DT	1984	9
	Matt Quigley, DT/NG	1991	9
	Wali Rainer, LB	1997	9
	Kai Parham, LB	2005	9
	Clint Sintim, LB	2007	9
	Max Valles, LB	2014	9
15.	Eli Harold, DE	2013	8.5

Career Tackles for Loss

	Name, Position	Year	TFL
1.	Chris Slade, DE	1989-92	56
2.	Mike Frederick, DE	1991-94	50
3.	Clint Sintim, LB	2005-08	43
4.	Stuart Anderson, DL/LB	1978-81	42
5.	Darryl Blackstock, LB	2002-04	41.5
6.	Jamie Sharper, LB	1993-96	41
7.	Chris Long, DE	2004-07	38
8.	Sean Scott, DE	1984-87	37
	Duane Ashman, DE	1993-96	37
10.	Eli Harold, DE	2012-14	36.5
11.	Kai Parham, LB	2003-05	32.5
	Cam Johnson, DE/LB	2008-11	32.5
	Micah Kiser, LB	2014-17	32.5
14.	Patrick Kerney, DE	1995-98	32
	Wali Rainer, LB	1995-98	32

Season Tackles for Loss

	Name, Position	Year	TFL
1.	Chris Slade, DE	1991	21
	Mike Frederick, DE (led ACC)	1993	21
	Patrick Kerney, DE	1998	21
4.	Chris Slade, DE	1992	20
5.	Chris Long, DE (led ACC)	2007	19
6.	Jamie Sharper, LB	1996	17
7.	Matt Quigley, DT	1991	15
	Mike Frederick, DE	1994	15
	Wali Rainer, LB	1997	15
	Shannon Taylor, LB	1999	15
	Eli Harold, DE	2013	15
12.	Darryl Blackstock, LB	2003	14.5
	Kai Parham, LB	2005	14.5
	Cam Johnson, DE	2010	14.5
	Eli Harold, DE	2014	14.5

First Downs—Total

Most Game—36 vs. Davidson, 1968;
vs. William & Mary, 1990
Most Season—296, 2019

Fewest Game—3, vs. Pittsburgh, 1953
Fewest Season—81, 1953

First Downs—Rushing

Most Game—25 vs. Davidson, 1968
Most Season—151, 2004
Fewest Game—0 vs. Navy, 1942;
vs. Maryland, 1980
Fewest Season—53, 1953

First Downs—Passing

Most Game—22 vs. Georgia Tech, 2013
Most Season—180, 2019
Fewest Game—0, many times
Fewest Season—11, 1944

Rushing—Attempts

Most Game—72 vs. VMI, 1961
Most Season—593, 1985
Fewest Game—7 vs. North Carolina, 1943
Fewest Season—274, 1942

Rushing—Yards

Most Game—514 vs. Hampden-Sydney, 1946
Most Season—2914, 2004
Fewest Game—(-17) vs. Maryland, 1980
Fewest Season—576, 1942

Passing—Attempts

Most Game—66 vs. Indiana, 2017
Most Season—519, 2017
Fewest Game—0, many times
Fewest Season—77, 1944

Passing—Completions

Most Game—43 vs. Georgia Tech, 2013
Most Season—337, 2019
Fewest Game—0, many times
Fewest Season—30, 1944

Passing—Interceptions

Most Game—6 vs. Pennsylvania, 1946; vs.
Richmond, 1946; vs. Maryland, 1958
Most Season—34, 1972
Fewest Game—0, many times
Fewest Season—2, 1991

Passing—Yards

Most Game—480 vs. Louisiana Tech, 2012
Most Season—3748, 2019
Fewest Game—(-1) vs. Michigan, 1971
Fewest Season—398, 1944

Passing—Touchdowns

Most Game—6 vs. Ohio, 1993; Buffalo, 1999
Most Season—32, 2002
Fewest Game—0, many times
Fewest Season—2, 1956, 1963, 1969

Total Offense—Plays

Most Game—102 vs. BYU, 2014
Most Season—995, 2013
Fewest Game—31 vs. Clemson, 1955
Fewest Season—371, 1942

Total Offense—Yards

Most Game—691 vs. Davidson, 1968
Most Season—5516, 1990
Fewest Game—41 vs. Clemson, 1963
Fewest Season—1540, 1953

Interceptions By—Number

Most Game—5, 11 times
(most recent: vs. Duke, 2020)
Most Season—27, 1994
Fewest Game—0, many times
Fewest Season—4, 2012, 2015

All-Time Attendance Highs

Top-10 Home Crowds

Date	Attendance	Opponent	Result
Aug. 30, 2008	64,947	Southern California	USC won, 52-7
Nov. 13, 2004	63,701	Miami	Miami won, 31-21
Nov. 19, 2005	63,344	Virginia Tech	Va. Tech won, 52-14
Oct. 15, 2005	63,106	Florida State	UVA won, 26-21
Nov. 6, 2004	63,072	Maryland	UVA won, 16-0
Oct. 18, 2003	62,875	Florida State	FSU won, 19-14
Sept. 11, 2004	62,790	North Carolina	UVA won, 56-24
Oct. 7, 2004	61,833	Clemson	UVA won, 30-10
Aug. 30, 2003	61,737	Duke	UVA won, 27-0
Nov. 24, 2007	61,711	Virginia Tech	Va. Tech won, 33-21

Top-10 Away Crowds

Date	Attendance	Opponent	Result
Nov. 9, 2002	108,698	Penn State	Penn State won, 35-14
Aug. 26, 1995	101,444	Michigan	Michigan won, 18-17
Nov. 1, 1980	94,333	Tennessee	UVA won, 16-13
Sept. 9, 1989	85,956	Penn State	UVA won, 14-6
Oct. 16, 2004	84,155	Florida State	Florida State won, 36-3
Oct. 12, 1991	83,000	Clemson	Tie, 20-20
Nov. 4, 2006	82,804	Florida State	Florida State won, 33-0
Nov. 8, 2014	82,325	Florida State	Florida State won, 34-20
Oct. 7, 1989	82,000	Clemson	Clemson won, 34-20
Sept. 18, 1971	81,391	Michigan	Michigan won, 56-0

Interceptions By—Yards

Most Game—128 vs. Maryland, 1961
Most Season—423, 1979
Fewest Game—0, many times
Fewest Season—28, 1955

Punting—Number

Most Game—15 vs. South Carolina, 1972
Most Season—85, 1942, 1977, 2013
Fewest Game—0, several times
Fewest Season—40, 1960, 1990

Punting—Average

Highest Game (min. 5)—52.3 vs. Boston College, 2017
Highest Season—45.9, 1976
Lowest Game—0, several times
Lowest Season—30.6, 1955

Punt Returns—Number

Most Game—11 vs. VMI, 1942; vs. Richmond, 1944
Most Season—59, 1941
Fewest Game—0, many times
Fewest Season—12, 1959

Punt Returns—Yards

Most Game—195 vs. Lehigh, 1940
Most Season—859, 1941
Fewest Game—0, many times
Fewest Season—72, 1959

Kickoff Returns—Number

Most Game—10 vs. Maryland, 1975
Most Season—61, 1959
Fewest Game—0, many times
Fewest Season—11, 1941

Kickoff Returns—Yards

Most Game—231 vs. Boise State, 2015
Most Season—1138, 2011
Fewest Game—0, many times
Fewest Season—191, 1941

Scoring—Points

Most Game—136 vs. Randolph Macon, 1890
(modern record: 71 vs. Hampden-Sydney, 1946)
Most Season—449, 2019
Fewest Game—0, many times
Fewest Season—39, 1935

Scoring—Touchdowns

Most Game—31* vs. Randolph Macon, 1890
(modern record: 11 vs. Hampden-Sydney, 1946)
Most Season—56, 1990
Fewest Game—0, many times
Fewest Season—6, 1935, 1977
*in 1890 TDs counted 4 points

Scoring—PAT (kick)

Most Game—12 vs. Johns Hopkins, 1894
(modern record: 9 vs. James Madison, 1979)
Most Season—51, 1990; 2019
Fewest Game—0, many times
Fewest Season—3, 1935, 1953, 1959

Scoring—Field Goals

Most Game—5 vs. Virginia Tech, 1994; Georgia
Tech, 2003; North Carolina, 2007
Most Season—23, 2003
Fewest Game—0, many times
Fewest Season—0, many times

Scoring—Field Goals Attempted

Most Game—6 vs. North Carolina, 1998
Most Season—29, 1996
Fewest Game—0, many times
Fewest Season—0, many times

Fumbles—Number

Most Game—11 vs. VMI, 1950
Most Season—41, 1947
Fewest Game—0, many times
Fewest Season—13, 1985, 2004, 2015

Fumbles—Lost

Most Game—7 vs. West Virginia, 1949
Most Season—23, 1946
Fewest Game—0, many times
Fewest Season—5, 2004, 2005

Giveaways

Most Game—9 vs. Richmond, 1946 (6 int., 3 fum.);
vs. South Carolina, 1952 (3 int., 6 fum.)
Most Season—47, 1972 (34 int., 13 fum.)
Fewest Game—0, many times
Fewest Season—10, 2004 (5 int., 5 fum.)



Takeaways

Most Game—9 vs. Virginia Tech, 1952
 (3 int., 6 fum.); vs. Virginia Tech, 1957
 (5 int., 4 fum.)
 Most Season—42, 1979 (18 int., 24 fum.)
 Fewest Game—0, many times
 Fewest Season—12, 2012 (4 int., 8 fum.)

Penalties—Number

Most Game—17 vs. Davidson, 1968
 Most Season—98, 2010
 Fewest Game—0 vs. West Virginia, 1973;
 vs. Navy, 1974; vs. Georgia Tech, 1984; vs. Clemson,
 1991; Maryland, 2004; vs. Richmond, 2016
 Fewest Season—26, 1940

Penalties—Yards

Most Game—231 vs. Davidson, 1968
 Most Season—880, 2010
 Fewest Game—0 vs. West Virginia, 1973; vs.
 Navy, 1974; vs. Georgia Tech, 1984; vs. Clem-
 son, 1991; Maryland, 2004; vs. Richmond, 2016
 Fewest Season—258, 1940

**Miscellaneous Team Records
 Won-Lost Record—Home and Away**

	Won	Lost	Tied	Pct.
Home	438	227	23	.653
Away	161	328	21	.336
Neutral	74	63	4	.539
Total	673	618	48	.521

131 Seasons:

72 Winning Seasons
 9 .500 Seasons
 50 Losing Seasons

Consecutive Wins

10 (1914-15, 1951-52)

Consecutive Wins in a Season

7 (1914, 1945, 1949, 1990, 2007)

Consecutive Games without a Loss in a Season

9 (1984)

Consecutive Wins at Home

24 Virginia Tech (Nov. 11, 1899) to NC State
 (Oct. 1904). Navy ended the streak
 Nov. 1904 (5-0).

Consecutive Wins at Home Since 1937

12 George Washington (Sept. 23, 1950) to
 George Washington (Oct. 11, 1952). Duke
 ended streak Oct. 25, 1952. NC State (Nov.
 5, 1988) to NC State (Oct. 13, 1990).
 Georgia Tech ended streak Nov. 3, 1990.

Consecutive Games Undefeated at Home

28 (1 tie)—Richmond (Oct. 2, 1894) to
 Vanderbilt (Nov. 12, 1898). Navy ended
 streak Nov. 1898 (6-0).

Consecutive Shutouts

10 Randolph-Macon (Sept. 1908) to
 St. John's (Oct. 1909)
 8 Navy (Oct. 23, 1909) to VMI (Oct. 1910)

Consecutive Shutouts in a Season

6 (1902, 1908)

Consecutive Games Scoring

195 VMI (9/15/84) to North Carolina
 (10/28/2000)

**Consecutive Games with an
 Interception**

39# Nov. 6, 1993 through Nov. 29, 1996
 #NCAA Record

Most Points Scored in a Season

449 points	2019	14 games
442 points	1990	11 games*
414 points	1894	10 games
402 points	2002	14 games
370 points	2018	13 games
364 points	2003	13 games
363 points	2004	12 games
353 points	1914	9 games
350 points	1994	11 games*
	1989	12 games*
344 points	1995	12 games*

* bowl game not included

**Most Points Scored in an ACC Game
 (Win) Total**

85 UVA 44 vs. North Carolina 41 (2020)

**Most Points Scored in an ACC Game
 (Loss) Total**

103 UVA 48 vs. Duke 55 (2010)

Fewest Points Allowed in a Season

9 points	1908	8 games
11 points	1909	8 games
31 points	1925	9 games
42 points	1941	9 games

Biggest ACC Win Margin

UVA 59 Duke 0 (1990)

Biggest ACC Loss Margin

UVA 0 Clemson 55 (1984)

Biggest Win Margin

UVA 136 Randolph-Macon 0 (1890)

Biggest Defeat Margin

UVA 0 Princeton 115 (1890)

Most Wins in a Season

10 (1989)

Virginia Team Defense - Game

	Fewest	Most
First Downs	0, NC State, 1944	36, East Carolina, 1975
Rushing		
Attempts	15, Duke, 1993	86, Georgia Tech, 1976
Yards	- 45, Wake Forest, 1996	633, East Carolina, 1975
Passing		
Attempts	0, several times	69, Texas Tech, 2007
Completions	0, several times	44, Texas Tech, 2007
Yards	- 2, Vanderbilt, 1952	487, Florida State, 1995
Touchdowns	0, many times	5, South Carolina, 1968 5, Fresno State, 2004
Interceptions		
Intercepted	0, many times	5, nine times
Yards	0, many times	128, Maryland, 1961
Total Defense		
Plays	26, NC State, 1945	102, North Carolina, 1959
Yards	7, Hampden-Sydney, 1944	802, Maryland, 1975
Punting		
Number	0, several times	16, Virginia Tech, 1941
Average	0, several times	52.2, (5) Georgia Tech, 2016
Penalties		
Number	0, Hampden-Sydney, 1941 0, Virginia Tech, 1941	16, North Carolina, 1975
Yards	0, teams above	146, Washington, 1977
Fumbles		
Number	0, many times	11, NC State, 1977
Lost	0, many times	6, Virginia Tech, 1952; West Virginia, 1954; Wake Forest, 1966; James Madison, 1979; South Carolina, 2002

Milestone Wins—History

1	Nov. 20, 1888	Pantops Academy	20-0
100	Nov. 24, 1904	North Carolina	12-11
200	Oct. 11, 1924	Randolph-Macon	26-6
300	Oct. 23, 1948	VMI	26-14
400	Sept. 29, 1973	Duke	7-3
500	Sept. 25, 1993	Duke	35-0
600	Sept. 8, 2007	Duke	24-13

Milestone Wins—Scott Stadium

1	Sept. 24, 1932	Hampden-Sydney	32-0
50	Oct. 20, 1951	VMI	34-14
100	Sept. 21, 1974	William & Mary	38-28
150	Sept. 28, 1991	Duke	34-3
200	Sept. 21, 2002	Akron	48-29
250	Oct. 4, 2014	Pitt	24-19

Opening Day Record

84-38-9 .676 1888-2020

**Record at Scott Stadium
 (Oct. 15, 1931-2020)**

277-194-12 .586

THE LONGEST PLAYS

The Longest Run From Scrimmage:

by Virginia - 96 yards Mikell Simpson vs. Texas Tech
Jan. 1, 2008
by Opponent - 90 yards Joe Bellino (Navy)
Nov. 12, 1960
LaMont Jordan (Maryland)
Nov. 20, 1999

The Longest Pass Completion:

by Virginia - 97 yards Harry Martin to Bus Male to John Leys vs. Navy, Oct. 10, 1935
by Opponent - 99 yards Dondrial Pinkins to Troy Williamson (South Carolina), Sept. 6, 2003

The Longest Kickoff Return:

by Virginia - 100 yards Tavon Mason vs. Georgia Tech
Nov. 10, 2001
Marquis Weeks vs. North Carolina
Oct. 19, 2002
Marquis Weeks vs. North Carolina
Sept. 11, 2004
Joe Reed vs. William & Mary
Sept. 6, 2019
by Opponent - 100 yards Dick Pawlewicz (William & Mary) Sept. 21, 1974
Freddie Parham (Southern Miss.) Sept. 19, 2009
Stefon Diggs (Maryland) Oct. 13, 2012

The Longest Punt Return:

by Virginia - 95 yards Harry Martin to Bus Male to Martin vs. Maryland
Nov. 2, 1935
by Opponent - 95 yards Carl Brazell (South Carolina)
Nov. 26, 1955

The Longest Interception Return:

by Virginia - 95 yards Ted Rzepoluch vs. Maryland, Nov. 25, 1961
Antwan Harris vs. North Carolina,
Nov. 16, 1996
by Opponent - 89 yards Antwon Black (North Carolina), Sept. 4, 1999

The Longest Field Goal:

by Virginia - 56 yards Kenny Stadlin vs. Va. Tech,
Sept. 29, 1984
Rafael Garcia vs. Texas, Oct. 21, 1995
by Opponent - 56 yards Paul Engle (Virginia Tech)
Oct. 15, 1977

The Longest Punt:

by Virginia - 80 yards Sam Maphis vs. Virginia Tech
Nov. 9, 1923
by Opponent - 77 yards Rodney Williams, (Georgia Tech), Oct. 5, 1996

The Longest Run With Fumble:

by Virginia - 92 yards Art Thomas vs. Penn State
Dec. 1, 2001
by Opponent - 93 yards Antwan Edwards (Clemson)
Sept. 19, 1998



Marquis Weeks had two 100-yard kick returns in his career, both against North Carolina.

Opponents' Individual Records

Rushing

	No.	Player	School	Year
Most Rushes	40	Cyrus Lawrence	Virginia Tech	1980
Most Yards	328	Derrick Fenner	North Carolina	1986
Fewest Yards	(-) 78	Murphy Sprinkel	VMI	1968
Most Touchdowns	5	Zach Abey	Navy	2017

Passing

	No.	Player	School	Year
Most Attempts	69	Graham Harrell	Texas Tech	2007
Most Completions	44	Graham Harrell	Texas Tech	2007
Most Yards	520	Dennis Grosel	Boston College	2020
Most Touchdowns	5	Tommy Suggs	South Carolina	1968
	5	Paul Pinegar	Fresno State	2004

Total Offense

	No.	Player	School	Year
Most Total Plays	73	Graham Harrell	Texas Tech	2007
Most Total Yards	493	Dennis Grosel	Boston College	2020
Most Points	30	Zach Abey	Navy	2017

Receiving

	No.	Player	School	Year
Most Receptions	16	Greg Jennings	Western Michigan	2005
	16	Quinshad Davis	North Carolina	2012
Most Yards	243	Dez White	Georgia Tech	1998
Most Touchdowns	3	Fred Ziegler	South Carolina	1968
	3	Dez White	Georgia Tech	1998
	3	Dyami Brown	North Carolina	2020

SERIES RECORDS VS. ALL OPPONENTS

Key to Neutral Sites

H—Home Games	LN—Lynchburg, Va.
A—Away Games	LO—Louisville, Ky.
AX—Alexandria, Va.	LX—Lexington, Va.
AT—Atlanta, Ga.	MF—Miami/Ft. Lauderdale, Fla.
BA—Baltimore, Md.	NA—Nashville, Tenn.
BH—Birmingham Ala.	NF—Norfolk, Va.
BO—Boise, Idaho	NO—New Orleans, La.
CH—Charleston, W.Va.	OR—Orlando, Fla.
CR—Charlotte, N.C.	RI—Richmond, Va.
DT—Detroit, Mich.	RO—Roanoke, Va.
ER—East Rutherford, N.J.	SH—Shreveport, La.
HA—Honolulu, Hawaii	WA—Washington, D.C.
JK—Jacksonville, Fla.	

ABILENE CHRISTIAN (1-0-0)

2020 W 55 15 H

AKRON (2-0-0)

2002 W 48 29 H
2004 W 51 0 H

APPRENTICE SCHOOL (0-1-0)

1943 L 6 7 A

ARMY (3-5-0)

1954 L 20 21 A
1957 L 12 20 H
1958 L 6 35 A
1964 W 35 14 H
1967 L 7 26 A
1970 W 21 20 H
1971 L 9 14 A
1978 W 21 17 A

AUBURN (1-2-0)

1997 L 17 28 H
1998 W 19 0 A
2011 L 24 43 AT*

* - Chick-fil-A Bowl

BALL STATE (0-1-0)

2013 L 27 48 H

BALTIMORE CITY COLLEGE (1-0-0)

1894 W 36 0 H

BOISE STATE (1-1-0)

2015 L 14 56 H
2017 W 42 23 A

BOSTON COLLEGE (1-6-0)

1963 L 21 30 A
1994 L 13 31 MF*
2005 L 17 28 A
2009 L 10 14 H
2010 L 13 17 H
2017 L 10 41 A
2020 W 43 32 H

*1994 Carquest Bowl

BRIGHAM YOUNG (3-2-0)

1987 W 22 16 BH*
1999 W 45 40 A
2000 L 35 38 H ot
2013 W 19 16 H
2014 L 33 41 A

*1987 All American Bowl

BUCKNELL (1-1-0)

1905 W 15 11 NF
1906 L 5 12 RI

BUFFALO (2-0-0)

1967 W 35 12 H
1999 W 50 21 H

CARLISLE (1-5-1)

1900 L 2 17 WA
1902 W 6 5 NF
1903 T 6 6 NF
1904 L 6 14 NF
1905 L 0 12 NF
1906 L 17 18 NF
1910 L 5 22 WA

CENTRAL MICHIGAN (2-0-0)

1996 W 55 21 H
2016 W 49 35 H

CENTRE (0-1-0)

1919 L 7 49 H

CHICAGO (1-0-0)

1939 W 47 0 H

THE CITADEL (2-0-0)

1950 W 34 14 A
1951 W 39 0 H

CLEMSON (8-40-1)

1955 L 7 20 H
1956 L 0 7 A
1957 L 6 20 H
1958 L 15 20 A
1959 L 0 47 H
1960 L 7 21 A
1963 L 0 35 H
1964 L 7 29 A
1965 L 14 20 H
1966 L 35 40 A
1969 L 14 21 H
1970 L 17 27 A
1971 L 15 32 RI
1972 L 21 37 A
1973 L 27 32 A
1974 L 9 28 A
1977 L 0 31 A
1978 L 14 30 H
1979 L 7 17 A
1980 L 24 27 H
1981 L 0 27 A
1982 L 0 48 H
1983 L 21 42 A
1984 L 0 55 H

1985 L 24 27 A
1986 L 17 31 H
1987 L 21 38 A
1988 L 7 10 H
1989 L 20 34 A
1990 W 20 7 H
1991 T 20 20 A
1992 L 28 29 H
1993 L 14 23 A
1994 W 9 6 H
1995 W 22 3 A
1996 L 16 24 H
1997 W 21 7 A
1998 W 20 18 H
1999 L 14 33 A
2000 L 10 31 H
2001 W 26 24 A
2002 W 22 17 H
2003 L 27 30 A ot
2004 W 30 10 H
2008 L 3 13 H
2009 L 21 34 A
2013 L 10 59 H
2019 L 17 62 CR*
2020 L 23 41 A

* - ACC Championship Game

COAST GUARD (1-0-0)

1945 W 39 0 H

COLGATE (1-0-0)

1970 W 54 12 H

COLORADO STATE (0-1-0)

2002 L 29 35 H

COLUMBIA (0-4-0)

1931 L 0 27 A
1932 L 6 22 A
1933 L 6 15 A
1938 L 0 39 A

CONNECTICUT (2-2-0)

2007 W 17 16 H
2008 L 10 45 A
2016 L 10 13 A
2017 W 38 18 H

DARTMOUTH (0-1-0)

1934 L 0 27 A

DAVIDSON (8-0-2)

1902 W 35 0 H
1903 W 22 0 A
1907 T 5 5 H
1908 W 12 0 H
1909 W 11 0 H
1916 W 14 0 H
1921 W 28 0 H
1935 T 0 0 H
1962 W 34 7 H
1968 W 41 14 H

DICKINSON (1-0-0)

1890 W 12 0 WA

DUKE (39-33-0)

1890 W 10 4 RI
1891 L 0 20 RI
1892 W 46 4 AT
1893 W 30 0 LN
1923 W 33 0 H
1930 L 0 32 A
1943 L 0 49 A
1951 W 30 7 A
1952 L 7 21 H
1953 L 6 48 NF
1956 L 7 40 H

1957 L 0 40 A
1958 W 15 12 H
1961 L 0 42 RI
1963 L 8 30 H
1964 L 0 30 A
1965 L 7 21 H
1966 L 8 27 A
1967 L 6 13 H
1968 W 50 20 A
1969 W 10 0 H
1970 L 7 17 A
1971 L 0 28 H
1972 L 13 37 A
1973 W 7 3 H
1974 L 7 27 A
1975 L 11 26 A
1976 L 6 21 H
1977 L 7 31 H
1978 L 13 20 A
1979 W 30 12 H
1980 W 20 17 A
1981 L 24 29 H
1982 L 17 51 A
1983 W 38 30 H
1984 W 38 10 A
1985 W 37 14 H
1986 L 13 20 A
1987 W 42 17 H
1988 L 34 38 A
1989 W 49 28 H
1990 W 59 0 A
1991 W 34 3 H
1992 W 55 28 A
1993 W 35 0 H
1994 L 25 28 A
1995 W 44 30 H
1996 W 27 3 A
1997 W 13 10 H
1998 W 24 0 A
1999 L 17 24 H ot
2000 W 26 10 A
2001 W 31 10 H
2002 W 27 22 A
2003 W 27 0 H
2004 W 37 16 A
2005 W 38 7 H
2006 W 37 0 A
2007 W 24 13 H
2008 L 3 31 A
2009 L 17 28 H
2010 L 48 55 A
2011 W 31 21 H
2012 L 17 42 A
2013 L 22 35 H
2014 L 13 20 A
2015 W 42 34 H
2016 W 34 20 A
2017 W 28 21 H
2018 W 28 14 A
2019 W 48 14 H
2020 W 38 20 H

EAST CAROLINA (1-2-0)

1975 L 10 61 H
2006 L 21 31 A
2008 W 35 20 H

EASTERN MICHIGAN (1-0-0)

2010 W 48 21 H

EPISCOPAL (2-0-0)

1888 W 16 0 H
1899 W 33 6 H

FLORIDA (0-2-0)

1959 L 10 55 A
2019 L 28 36 MF*

* - Orange Bowl

FLORIDA STATE (4-15-0)

1992 L 3 13 H
1993 L 14 40 A
1994 L 17 41 A
1995 W 33 28 H
1996 L 24 31 A
1997 L 21 47 H
1998 L 14 45 A
1999 L 10 35 H
2000 L 3 37 A
2001 L 7 43 H
2002 L 19 40 A
2003 L 14 19 H
2004 L 3 36 A
2005 W 26 21 H
2006 L 0 33 A
2010 L 14 34 H
2011 W 14 13 A
2014 L 20 34 A
2019 W 31 24 H

FORT MONROE (1-0-0)

1894 W 102 0 H

FRANKLIN & MARSHALL (1-0-0)

1897 W 38 0 H

FRESNO STATE (0-1-0)

2004 L 34 37 BO*ot
* 2004 MPC Computers Bowl

FURMAN (0-1-0)

1923 L 10 13 H

GALLAUDET (7-1-0)

1895 W 16 6 H
1896 W 6 0 H
1897 W 20 4 H
1898 W 16 0 H
1899 L 5 11 H
1900 W 34 0 H
1901 W 24 0 H
1907 W 40 0 H

GEORGETOWN (7-7-2)

1889 W 32 0 H
1892 T 4 4 H
1893 L 24 28 H
1893 W 58 0 A
1898 W 12 0 A
1899 T 0 0 A
1900 L 0 10 A
1901 L 16 17 A
1906 W 12 0 A
1907 W 28 6 A
1908 W 6 0 A
1909 W 21 0 A
1910 L 0 15 A
1911 L 0 9 A
1912 L 13 16 A
1913 L 7 8 A

GEORGE WASHINGTON (12-2-1)

1897 W 10 0 H
1898 W 47 0 H
1905 W 55 0 WA
1906 T 0 0 A
1921 W 28 0 H
1922 W 34 0 H
1947 W 33 13 H
1948 L 12 20 H
1949 W 27 13 H
1950 W 19 0 H
1951 W 20 0 H
1952 W 50 0 H
1953 W 24 20 AX
1954 W 14 13 H
1955 L 0 13 H



GEORGIA (7-9-3)

Table with columns: Year, Opponent, Score, Location, Result. Rows include 1897 W 17 4 AT, 1913 W 13 6 AT, 1914 W 28 0 H, 1915 W 9 7 A, 1916 L 7 13 H, 1919 T 7 7 A, 1920 T 0 0 H, 1921 L 0 21 A, 1922 T 6 6 A, 1923 L 0 13 A, 1924 L 0 7 H, 1925 W 7 6 A, 1926 L 7 27 H, 1927 L 0 32 A, 1979 W 31 0 A, 1987 L 22 30 A, 1995 W 34 27 AT*, 1998 L 33 35 AT*, 2000 L 14 37 HA&

*1995, 1998 Peach Bowl & 2000 Jeep O'ahu Bowl

GEORGIA TECH (20-21-1)

Table with columns: Year, Opponent, Score, Location, Result. Rows include 1965 L 19 42 A, 1966 L 13 14 A, 1974 L 24 28 A, 1976 L 14 35 A, 1982 L 32 38 A, 1983 L 27 31 A, 1984 T 20 20 H, 1985 W 24 13 A, 1986 L 14 28 H, 1987 W 23 14 A, 1988 W 17 16 H, 1989 W 17 10 A, 1990 L 38 41 H, 1991 L 21 24 A, 1992 W 55 24 H, 1993 W 35 14 A, 1994 W 24 7 A, 1995 W 41 14 H, 1996 L 7 13 A, 1997 W 35 31 H, 1998 L 38 41 A, 1999 W 45 38 H, 2000 L 0 35 A, 2001 W 39 38 H, 2002 L 15 23 A, 2003 W 29 17 H, 2004 W 30 10 A, 2005 W 27 17 H, 2006 L 7 24 A, 2007 W 28 23 H, 2008 W 24 17 A, 2009 L 9 34 H, 2010 L 21 33 A, 2011 W 24 21 H, 2012 L 20 56 A, 2013 L 25 35 H, 2014 L 10 35 A, 2015 W 27 21 H, 2016 L 17 31 A, 2017 W 40 36 H, 2018 L 27 30 A ot, 2019 W 33 28 H

HAMPDEN-SYDNEY (17-1-2)

Table with columns: Year, Opponent, Score, Location, Result. Rows include 1906 W 38 5 H, 1909 W 37 0 H, 1911 W 23 0 H, 1912 W 10 0 H, 1913 W 53 0 H, 1924 W 13 9 H, 1925 W 40 0 H, 1926 T 0 0 H, 1927 W 38 6 H, 1932 W 32 0 H, 1933 T 7 7 H, 1934 W 8 0 H, 1935 L 7 12 H, 1936 W 26 10 H, 1937 W 13 7 H, 1939 W 26 0 H, 1941 W 41 0 H, 1942 W 12 0 H, 1944 W 37 0 H, 1946 W 71 0 H

HAMPTON A.C. (0-0-2)

Table with columns: Year, Opponent, Score, Location, Result. Rows include 1896 T 10 10 H, 1896 T 6 6 A

HARVARD (1-8-0)

Table with columns: Year, Opponent, Score, Location, Result. Rows include 1915 L 0 9 A, 1916 L 0 51 A, 1919 L 0 47 A, 1920 L 0 24 A, 1924 L 0 14 A, 1931 L 0 19 A, 1936 L 0 65 A, 1938 L 13 40 A, 1947 W 47 0 H

IDAHO (1-0-0)

Table with columns: Year, Opponent, Score, Location, Result. Row: 2011 W 21 20 H ot

ILLINOIS (0-2-0)

Table with columns: Year, Opponent, Score, Location, Result. Rows include 1990 L 21 31 OR*, 1999 L 21 63 MF&, * 1990 Florida Citrus Bowl & 1999 Micronpc.com Bowl

INDIANA (2-2-0)

Table with columns: Year, Opponent, Score, Location, Result. Rows include 2009 W 47 7 H, 2011 W 34 31 A, 2017 L 17 34 H, 2018 L 16 20 A

JAMES MADISON (2-1-0)

Table with columns: Year, Opponent, Score, Location, Result. Rows include 1979 W 69 9 H, 1982 L 17 21 H, 1983 W 21 14 H

JOHNS HOPKINS (8-1-0)

Table with columns: Year, Opponent, Score, Location, Result. Rows include 1888 L 0 26 H, 1889 W 58 0 H, 1893 W 28 12 H, 1894 W 76 0 H, 1900 W 20 0 H, 1911 W 34 0 A, 1920 W 14 0 A, 1921 W 14 7 H, 1922 W 19 0 A

KANSAS (2-0-0)

Table with columns: Year, Opponent, Score, Location, Result. Rows include 1990 W 59 10 A, 1991 W 31 19 H

KENT STATE (1-0-0)

Table with columns: Year, Opponent, Score, Location, Result. Row: 2014 W 45 13 H

KENTUCKY (2-1-0)

Table with columns: Year, Opponent, Score, Location, Result. Rows include 1902 W 12 0 A, 1903 W 6 0 H, 1930 L 0 47 A

LAFAYETTE (2-1-1)

Table with columns: Year, Opponent, Score, Location, Result. Rows include 1890 W 20 6 H, 1891 T 6 6 H, 1941 W 25 0 H, 1942 L 13 19 A

LEHIGH (6-3-0)

Table with columns: Year, Opponent, Score, Location, Result. Rows include 1889 L 12 24 H, 1899 W 10 0 R, 1902 L 6 34 WA, 1909 L 7 11 NF, 1940 W 32 0 H, 1941 W 34 0 H, 1954 W 27 21 H, 1956 W 24 12 A, 1976 W 21 20 H

LIBERTY (2-0-0)

Table with columns: Year, Opponent, Score, Location, Result. Rows include 2018 W 45 24 H, 2019 W 55 27 H

LOUISIANA TECH (0-1-0)

Table with columns: Year, Opponent, Score, Location, Result. Row: 2012 L 38 44 H

LOUISVILLE (4-5-0)

Table with columns: Year, Opponent, Score, Location, Result. Rows include 1988 L 28 30 A, 1989 W 16 15 H, 2014 W 23 21 H, 2015 L 31 38 A, 2016 L 25 32 H, 2017 L 21 38 A, 2018 W 27 3 H, 2019 L 21 28 A, 2020 W 31 17 H

LYNCHBURG (1-0-0)

Table with columns: Year, Opponent, Score, Location, Result. Row: 1926 W 38 0 H

MARYLAND (32-44-2)

Table with columns: Year, Opponent, Score, Location, Result. Rows include 1919 L 0 13 H, 1925 W 6 0 H, 1926 T 6 6 A, 1927 W 21 0 H, 1928 L 2 18 A, 1929 T 13 13 A, 1930 L 6 14 H, 1931 L 6 7 A, 1932 W 7 6 H, 1933 W 6 0 H, 1934 L 0 20 A, 1935 L 7 14 H, 1936 L 0 21 H, 1937 L 0 3 H, 1938 W 27 19 A, 1939 W 12 7 H, 1940 W 19 6 A, 1942 L 12 27 H, 1943 W 39 0 H, 1944 W 18 7 WA, 1945 L 13 19 WA, 1957 L 0 12 A, 1958 L 6 44 H, 1959 L 12 55 A, 1960 L 12 44 H, 1961 W 28 16 H, 1962 L 18 40 A, 1963 L 6 21 A, 1964 L 0 10 H, 1965 W 33 27 A, 1966 W 41 17 H, 1967 W 12 7 A, 1968 W 28 23 H, 1969 L 14 17 A, 1970 L 14 17 H, 1971 W 29 27 A, 1972 L 23 24 H, 1973 L 0 33 A, 1974 L 0 10 H, 1975 L 24 62 A, 1976 L 0 28 H, 1977 L 0 28 A, 1978 L 7 17 H, 1979 L 7 17 A, 1980 L 0 31 H, 1981 L 7 48 A, 1982 L 14 45 H, 1983 L 3 23 A, 1984 L 34 45 H, 1985 L 21 33 A, 1986 L 10 42 H, 1987 L 19 21 A, 1988 W 24 23 H, 1989 W 48 21 A, 1990 L 30 35 H, 1991 L 6 17 A, 1992 W 28 15 H, 1993 W 43 29 A, 1994 W 46 21 H, 1995 W 21 18 A, 1996 W 21 3 H, 1997 W 45 0 A, 1998 W 31 19 H, 1999 W 34 30 A, 2000 W 31 23 H, 2001 L 21 41 A, 2002 W 48 13 H, 2003 L 17 27 A, 2004 W 16 0 H

Table with columns: Year, Opponent, Score, Location, Result. Rows include 2005 L 33 45 A, 2006 L 26 28 H, 2007 W 18 17 A, 2008 W 31 0 H, 2009 W 20 9 A, 2010 L 23 42 H, 2011 W 31 13 A, 2012 L 20 27 H, 2013 L 26 27 A

MARYLAND A.C. (1-0-0)

Table with columns: Year, Opponent, Score, Location, Result. Row: 1895 W 20 0 H

MD. MEDICAL COLLEGE (1-0-1)

Table with columns: Year, Opponent, Score, Location, Result. Rows include 1898 W 6 0 H, 1899 T 0 0 H

MIAMI (Fla.) (7-11-0)

Table with columns: Year, Opponent, Score, Location, Result. Rows include 1996 L 21 31 MF*, 2004 L 21 31 H, 2005 L 17 25 A, 2006 W 17 7 H, 2007 W 48 0 A, 2008 L 17 24 H ot, 2009 L 17 52 A, 2010 W 24 19 H, 2011 W 31 13 A, 2012 W 41 40 H, 2013 L 26 45 A, 2014 W 30 13 H, 2015 L 21 27 A, 2016 L 14 34 H, 2017 L 28 44 A, 2018 W 16 13 H, 2019 L 9 17 A, 2020 L 14 19 A, *1996 Carquest Bowl

MIAMI (Ohio) (1-0-1)

Table with columns: Year, Opponent, Score, Location, Result. Rows include 1948 T 14 14 H, 1949 W 21 18 H

MICHIGAN (0-3-0)

Table with columns: Year, Opponent, Score, Location, Result. Rows include 1899 L 0 38 DT, 1971 L 0 56 A, 1995 L 17 18 A

MIDDLE TENNESSEE (1-0-0)

Table with columns: Year, Opponent, Score, Location, Result. Row: 2007 W 23 21 A

MILLER SCHOOL (2-0-0)

Table with columns: Year, Opponent, Score, Location, Result. Rows include 1895 W 30 0 H, 1896 W 26 2 H

MINNESOTA (1-0-0)

Table with columns: Year, Opponent, Score, Location, Result. Rows include 2005 W 34 31 NA*, *2005 Music City Bowl

MISSOURI (0-1-0)

Table with columns: Year, Opponent, Score, Location, Result. Row: 1973 L 7 31 A

NASHVILLE, University of (1-0-0)

Table with columns: Year, Opponent, Score, Location, Result. Row: 1902 W 27 0 A

NAVY (11-28-0)

Table with columns: Year, Opponent, Score, Location, Result. Rows include 1889 L 12 22 A, 1893 L 0 28 A, 1893 W 12 0 A, 1897 L 0 4 A, 1898 L 0 6 H, 1903 L 5 6 A, 1904 L 0 5 H, 1905 L 0 22 A, 1909 W 5 0 A, 1933 L 7 13 A, 1934 L 6 21 WA, 1935 L 7 26 A, 1936 L 14 35 A, 1937 L 13 40 A, 1938 L 0 33 A, 1939 L 12 14 A

Table with columns: Year, Opponent, Score, Location, Result. Rows include 1942 L 0 35 A, 1956 L 7 34 BA, 1960 L 6 41 A, 1961 L 3 13 A, 1968 W 24 0 A, 1969 L 0 10 A, 1971 L 6 10 H, 1974 L 28 35 A, 1975 L 14 42 H, 1978 L 0 32 H, 1979 L 10 17 A, 1980 W 6 3 H, 1982 L 16 20 A, 1983 W 27 16 H, 1984 W 21 9 A, 1985 L 13 17 H, 1986 L 10 20 A, 1990 W 56 14 H, 1991 W 17 10 H, 1992 W 53 0 A, 1993 W 38 0 H, 1994 W 47 10 A, 2017 L 7 49 A*, * 2017 Military Bowl

NORFOLK BLUES (1-0-0)

Table with columns: Year, Opponent, Score, Location, Result. Row: 1912 W 7 0 H

NORTH CAROLINA (58-63-4)

Table with columns: Year, Opponent, Score, Location, Result. Rows include 1892 W 30 18 H, 1892 L 0 26 AT, 1893 W 16 0 RI, 1894 W 34 0 RI, 1895 W 6 0 RI, 1896 W 46 0 RI, 1897 W 12 0 RI, 1898 L 2 6 RI, 1900 W 17 0 NF, 1901 W 23 6 NF, 1902 T 12 12 RI, 1903 L 0 16 RI, 1904 W 12 11 RI, 1905 L 0 17 NF, 1907 W 9 4 RI, 1908 W 31 0 RI, 1910 W 7 0 RI, 1911 W 28 0 RI, 1912 W 66 0 RI, 1913 W 26 7 RI, 1914 W 20 3 RI, 1915 W 14 0 RI, 1916 L 0 7 RI, 1919 L 0 6 A, 1920 W 14 0 H, 1921 L 3 7 A, 1922 L 7 10 H, 1923 T 0 0 A, 1924 W 7 0 H, 1925 T 3 3 A, 1926 W 3 0 H, 1927 L 13 14 A, 1928 L 20 24 H, 1929 L 7 41 A, 1930 L 0 41 H, 1931 L 6 13 A, 1932 W 14 7 H, 1933 L 0 14 A, 1934 L 6 25 H, 1935 L 0 61 A, 1936 L 14 59 H, 1937 L 0 40 A, 1938 L 0 20 H, 1939 L 0 19 A, 1940 L 7 10 H, 1941 W 28 7 A, 1942 L 13 28 H, 1943 L 7 54 NF, 1944 W 26 7 NF, 1945 L 18 27 A, 1946 L 14 49 H, 1947 L 7 40 A, 1948 L 12 34 H, 1949 L 7 14 A, 1950 W 44 13 H, 1951 W 34 14 H, 1952 W 34 7 A, 1953 L 7 33 H, 1954 L 14 26 H, 1955 L 14 26 A, 1956 W+ 7 21 H

VIRGINIA

2021 UVA FOOTBALL

1957 W	20	13	A
1958 L	0	42	H
1959 L	0	41	A
1960 L	8	35	H
1961 L	0	24	A
1962 L	7	11	H
1963 L	7	11	A
1964 W	31	27	H
1965 W	21	17	A
1966 W	21	14	A
1967 W	40	17	H
1968 W	41	6	A
1969 L	0	12	H
1970 L	15	30	A
1971 L	20	32	H
1972 L	3	23	A
1973 W	44	40	H
1974 L	10	24	A
1975 L	28	31	H
1976 L	6	31	A
1977 L	14	35	H
1978 L	20	38	A
1979 L	7	13	H
1980 L	3	26	A
1981 L	14	17	H
1982 L	14	27	A
1983 W	17	14	H
1984 T	24	24	A
1985 W	24	22	H
1986 L	7	27	A
1987 W	20	17	H
1988 W	27	24	A
1989 W	50	17	H
1990 W	24	10	A
1991 W	14	9	H
1992 L	7	27	A
1993 W	17	10	H
1994 W	34	10	H
1995 L	17	22	A
1996 W	20	17	H
1997 L	20	48	A
1998 W	30	13	H
1999 W	20	17	A
2000 W	17	6	H
2001 L	24	30	A
2002 W	37	27	H
2003 W	38	13	A
2004 W	56	24	H
2005 L	5	7	A
2006 W	23	0	H
2007 W	22	20	A
2008 W	16	13	H
2009 W	16	3	A
2010 L	10	44	H
2011 L	17	28	A
2012 L	13	37	H
2013 L	14	45	A
2014 L	27	28	H
2015 L	13	26	A
2016 L	14	35	H
2017 W	20	14	A
2018 W	31	21	H
2019 W	38	31	A
2020 W	44	41	H

+UVA win by forfeit

NORTH CAROLINA PRE-FLIGHT (0-0-1)

1944 T	13	13	H
--------	----	----	---

NC STATE (22-36-1)

1904 W	5	0	H
1905 W	10	0	H
1906 T	0	0	H
1907 L	4	10	NF
1908 W	6	0	NF
1944 L	0	13	NF
1945 W	26	6	NF
1946 L	7	27	A
1947 L	2	7	H
1948 W	21	14	A
1958 L	14	26	H
1960 L	7	26	A
1961 L	14	21	H
1962 L	12	24	A
1963 L	9	15	NF
1964 L	15	24	H
1965 L	0	13	H
1966 L	21	42	A
1967 L	8	30	H

1968 L	0	19	A
1969 L	0	31	H
1970 L	16	21	A
1971 W	14	10	A
1972 L	14	35	H
1973 L	23	43	A
1974 L	21	22	H
1977 L	0	14	A
1978 L	21	24	H
1979 L	27	31	A
1980 L	13	27	H
1981 L	24	30	A
1982 L	13	16	H
1983 W	26	14	A
1984 W	45	0	H
1985 L	22	23	A
1986 W	20	16	H
1987 W	34	31	A
1988 W	19	14	H
1989 W	20	9	A
1990 W	31	0	H
1991 W	42	10	A
1992 L	7	31	H
1993 L	29	34	A
1994 L	27	30	H
1995 W	29	24	A
1996 W	62	14	H
1997 L	24	31	A
1998 W	23	13	H
1999 W	47	26	A
2000 W	24	17	H
2001 L	0	24	A
2002 W	14	9	H
2003 L	37	51	A
2006 W	14	7	H
2007 L	24	29	A
2011 L	14	28	H
2012 W	33	6	A
2018 L	21	35	A
2020 L	21	38	H

NOTRE DAME (0-3-0)

1989 L	13	36	ER
2015 L	27	34	H
2019 L	20	35	A

OCEANA N.A.S. (1-0-0)

1945 W	40	0	H
--------	----	---	---

OHIO (2-0-0)

1993 W	41	7	H
2018 W	45	31	NA

OHIO STATE (0-1-0)

1933 L	0	75	A
--------	---	----	---

OKLAHOMA (0-1-0)

1991 L	14	48	JK*
--------	----	----	-----

*1991 Gator Bowl

OREGON (0-2-0)

2013 L	10	59	H
2016 L	26	44	A

PANTOPS ACADEMY (2-0-0)

1888 W	20	0	H
1889 W	44	0	H

PENNSYLVANIA (1-15-0)

1890 L	0	72	WA
1892 L	0	32	H
1894 L	6	14	WA
1895 L	0	54	A
1896 L	0	20	A
1897 L	0	42	A
1898 L	0	40	A
1899 L	6	33	A
1901 L	5	20	A
1904 L	0	24	A
1924 L	0	27	A
1930 L	6	40	A
1946 L	0	40	A
1947 L	7	19	A

1949 W	26	14	A
1950 L	7	21	A

PENN STATE (3-5-0)

1893 L	0	6	H
1954 L	7	34	A
1955 L	7	26	RI
1988 L	14	42	H
1989 W	14	6	A
2001 W	20	14	H
2002 L	14	35	A
2012 W	17	16	H

PITTSBURGH (4-8-0)

1953 L	0	26	H
1955 L	7	18	A
2003 W	23	16	CR*
2006 L	13	38	A
2007 W	44	14	H
2013 L	3	14	A
2014 W	24	19	H
2015 L	19	26	A
2016 L	31	45	H
2017 L	14	31	A
2018 L	13	23	H
2019 W	30	14	A

*2003 Continental Tire Bowl

PRINCETON (1-9-1)

1890 L	0	115	BA
1894 L	0	12	BA
1895 L	0	36	BA
1896 L	0	48	A
1898 L	0	12	A
1921 L	0	34	A
1922 L	0	5	A
1928 T	0	0	A
1937 L	0	26	A
1946 W	20	6	A
1948 L	14	55	A

PRINCETON JV (1-0-0)

1891 W	12	0	H
--------	----	---	---

PURDUE (1-1-0)

1968 L	6	44	A
1984 W	27	24	AT*

*1984 Peach Bowl

RANDOLPH-MACON (21-0-1)

1890 W	136	0	H
1903 W	37	0	H
1904 W	16	0	H
1905 W	59	0	H
1906 W	38	0	H
1908 W	22	0	H
1910 W	17	0	H
1911 W	31	0	H
1912 W	45	0	H
1913 W	40	0	H
1914 W	39	0	H
1915 W	20	0	H
1919 W	12	2	H
1920 W	65	0	H
1924 W	26	6	H
1925 W	41	0	H
1926 W	57	0	H
1928 W	66	0	H
1929 W	27	6	H
1930 W	48	0	H
1931 T	7	7	H
1933 W	39	0	H

RICHMOND (29-3-2)

1893 W	34	4	H
1894 W	48	0	H
1894 W	28	0	A
1895 W	62	0	H
1900 W	51	0	H
1906 W	22	0	H
1906 W	12	6	H
1907 W	38	0	H
1914 W	62	0	H
1915 W	74	0	H
1916 W	21	0	H

1919 T	0	0	H
1921 W	14	0	H
1922 W	14	6	H
1923 W	9	0	H
1925 W	19	0	H
1941 W	44	0	H
1942 T	7	7	A
1943 L	7	16	H
1944 W	39	0	A
1945 W	45	0	H
1946 L	7	19	A
1947 W	34	0	H
1952 W	49	0	H
1979 W	31	0	H
1997 W	26	7	H
2000 W	34	6	H
2001 W	17	16	H
2008 W	16	0	H
2010 W	34	13	H
2012 W	42	19	H
2014 W	45	13	H
2016 L	20	37	H
2018 W	42	13	H

RICHMOND A.B. (0-0-1)

1943 T	7	7	H
--------	---	---	---

ROANOKE (6-0-0)

1895 W	14	0	H
1901 W	68	0	H
1910 W	21	0	H
1930 W	37	0	H
1931 W	18	0	H
1932 W	12	0	H

RUTGERS (3-2-0)

1894 W	20	4	H
1920 W	7	0	A
1962 W	41	0	A
1980 L	17	19	H
1981 L	0	3	A

SAN JOSE STATE (1-0-0)

1998 W	52	14	H
--------	----	----	---

SCHUYLKILL NAVY (0-0-1)

1891 T	16	16	H
--------	----	----	---

SEWANEE (3-2-1)

1892 W	30	0	RI
1900 W	17	5	RI
1901 W	23	5	RI
1907 L	0	12	NF
1908 T	0	0	NF
1931 L	0	3	H

SOUTH CAROLINA (14-20-1)

1912 W	19	0	H
1913 W	54	0	H
1914 W	49	7	H
1915 W	13	0	A
1916 W	35	6	H
1926 W	6	0	A
1927 L	12	13	H
1928 L	13	24	H
1929 W	6	0	A
1951 W	28	27	H
1952 L	14	21	NF
1953 L	0	19	H
1954 L	0	27	A
1955 L	14	21	H
1956 L	13	27	RI
1957 L	0	13	H
1958 L	14	28	A
1959 L	20	32	H
1960 L	0	26	A
1961 W	28	20	H
1962 L	6	40	A
1963 T	10	10	H
1965W+	7	17	H
1967 L	23	24	A
1968 L	28	49	H
1971 L	14	34	A
1972 W	24	16	A
1975 L	14	41	A

1976 L	7	35	A
1981 L	3	21	A
1986 W	30	20	H
1987 L	10	58	A
2002 W	34	21	H</



TEXAS TECH (0-1-0)

2007 L 28 31 JK*
*2008 Gator Bowl

TROY (1-0-0)

2003 W 24 0 H

TULANE (2-4-0)

1949 L 14 28 H
1950 L 18 42 A
1966 L 6 20 H
1967 W 14 10 A
1968 W 63 47 H
1969 L 0 31 A

UCLA (0-2-0)

2014 L 20 28 H
2015 L 16 34 A

VANDERBILT (7-12-2)

1895 W 6 4 AT
1897 T 0 0 A
1898 W 18 0 LO
1912 L 0 13 A
1913 W 34 0 H
1914 W 20 7 A
1915 W 35 10 H
1916 L 6 27 A
1919 L 6 10 H
1920 T 7 7 A
1928 L 0 34 A
1952 W 27 0 H
1953 L 13 28 A
1955 L 7 34 A
1956 L 2 6 H
1958 L 6 39 A
1959 L 0 33 H
1971 W 27 23 H
1972 L 7 10 A
1973 L 22 39 H
1975 L 14 17 A

VMI (57-23-3)

1893 W 22 0 A
1896 W 46 0 LN
1900 T 0 0 A
1901 W 28 0 LN
1904 W 17 0 H
1906 W 4 0 H
1907 W 18 17 H
1909 W 32 0 H
1910 W 28 0 H
1911 W 22 6 H
1912 L 0 19 H
1913 W 38 7 H
1915 W 44 0 H
1916 W 20 7 H
1919 W 7 0 H
1920 L 6 22 H
1921 W 14 7 A
1922 L 0 14 H
1923 L 0 35 H
1924 W 13 0 A
1925 W 18 10 H
1926 W 14 7 A
1927 W 13 8 H
1928 L 0 9 A
1929 L 7 20 H
1930 W 13 0 A
1931 L 3 18 H
1932 L 4 6 A
1933 L 12 13 H
1934 W 17 13 A
1935 T 0 0 H
1936 L 6 12 A
1937 L 7 26 H
1938 T 12 12 H
1939 L 13 16 A
1940 L 0 7 H
1941 W 27 7 A
1942 L 18 38 H
1943 W 34 0 A
1944 W 34 0 LN
1945 W 40 7 LN
1946 W 19 8 H

1947 W 35 6 A
1948 W 26 14 H
1949 W 32 13 LN
1950 W 26 13 H
1951 W 34 14 H
1952 W 33 14 RI
1953 L 6 21 H
1954 W 21 0 H
1955 W 20 13 H
1956 W 18 0 H
1957 L 7 20 H
1958 L 0 33 NF
1959 L 12 19 LN
1960 L 16 30 H
1961 W 14 7 NF
1962 W 28 6 H
1963 W 6 0 RI
1964 W 20 19 RI
1965 W 14 10 H
1966 W 38 27 H
1967 L 13 18 H
1968 W 47 0 H
1969 W 28 10 RI
1970 W 49 10 H
1972 W 45 14 H
1973 W 16 0 H
1974 W 28 10 H
1975 W 22 21 H
1976 L 7 13 NF
1977 L 6 30 H
1978 L 9 17 H
1979 W 19 0 H
1981 W 13 10 H
1982 W 37 6 H
1983 W 38 10 H
1984 W 35 7 H
1985 W 40 15 H
1987 W 30 0 H
1991 W 42 0 H
2010 W 48 7 H
2013 W 49 0 H

VIRGINIA TECH (38-58-5)

1895 W 38 0 H
1896 W 44 0 H
1899 W 28 0 H
1900 W 17 5 H
1901 W 16 0 A
1902 W 6 0 H
1903 W 21 0 RI
1904 W 5 0 RI
1905 L 0 11 H
1923 L 3 6 H
1924 W 6 0 A
1925 W 10 0 H
1926 L 0 6 A
1927 W 7 0 H
1928 L 0 20 A
1929 L 12 32 H
1930 L 13 34 A
1931 T 0 0 H
1932 L 0 13 A
1933 T 6 6 H
1934 L 6 19 A
1935 T 0 0 H
1936 L 6 7 A
1937 L 7 14 H
1938 W 14 6 A
1939 L 0 13 H
1940 L 0 6 NF
1941 W 34 0 NF
1942 L 14 20 NF
1945 W 31 13 RO
1946 T 21 21 RO
1947 W 41 7 RO
1948 W 28 0 RO
1949 W 26 0 RO
1950 W 45 6 RO
1951 W 33 0 RO
1952 W 42 0 RO
1953 L 6 20 H
1954 L 0 6 RO
1955 L 13 17 RO
1956 L 7 14 RO
1957 W 38 7 RI
1958 L 13 22 RO
1959 L 14 40 RI
1960 L 6 40 RO
1961 L 0 20 RO
1962 L 15 20 RO

1963 L 0 10 RO
1964 W 20 17 H
1965 L 14 22 A
1966 L 7 24 H
1970 W 7 0 A
1971 L 0 6 H
1972 W 24 20 H
1973 L 15 27 A
1974 W 28 27 H
1975 L 17 24 A
1976 L 10 14 H
1977 T 14 14 A
1978 W 17 7 H
1979 W 20 18 H
1980 L 0 30 A
1981 L 3 20 H
1982 L 14 21 A
1983 L 0 48 H
1984 W 26 23 A
1985 L 10 28 H
1986 L 10 42 A
1987 W 14 13 H
1988 W 16 10 A
1989 W 32 25 H
1990 L 13 38 A
1991 W 38 0 H
1992 W 41 38 A
1993 L 17 20 H
1994 W 42 23 A
1995 L 29 36 H
1996 L 9 26 A
1997 W 34 20 H
1998 W 36 32 A
1999 L 7 31 H
2000 L 21 42 A
2001 L 17 31 H
2002 L 9 21 A
2003 W 35 21 H
2004 L 10 24 A
2005 L 14 52 H
2006 L 0 17 A
2007 L 21 33 H
2008 L 14 17 A
2009 L 13 42 H
2010 L 7 37 A
2011 L 0 38 H
2012 L 14 17 A
2013 L 6 16 H
2014 L 20 24 A
2015 L 20 23 H
2016 L 10 52 A
2017 L 0 10 H
2018 L 31 34 A
2019 W 39 30 H
2020 L 15 33 A

WAKE FOREST (34-16-0)

1889 W 46 4 RI
1911 W 29 6 H
1955 L 7 13 H
1956 W 7 6 H
1957 W 28 20 A
1959 L 12 34 A
1960 L 20 28 H
1961 L 15 21 A
1962 W 14 12 H
1964 L 21 31 H
1966 W 24 10 H
1967 W 14 12 A
1969 L 21 23 H
1970 L 7 27 H
1972 W 15 12 A
1973 W 21 10 H
1974 W 14 0 A
1975 L 21 66 H
1976 W 18 17 A
1977 W 12 10 H
1978 L 0 14 A
1980 W 24 21 A
1981 L 21 24 H
1982 W 34 27 H
1983 L 34 38 A
1984 W 28 9 H
1985 W 20 18 A
1986 W 30 28 A
1987 W 35 21 H
1988 W 34 14 A
1989 W 47 28 H
1990 W 49 14 A
1991 W 48 7 H

1992 W 31 17 A
1993 W 21 9 H
1994 W 42 6 A
1995 W 35 17 H
1996 W 42 7 A
1997 W 21 13 H
1998 W 38 17 A
1999 W 35 7 H
2000 W 27 10 A
2001 L 30 34 H
2002 W 38 34 A
2003 W 27 24 H
2007 W 17 16 H
2008 L 17 28 A
2012 L 10 16 H
2016 L 20 27 A
2020 L 23 40 A

WASHINGTON (0-1-0)

1976 L 17 38 A

WASHINGTON & LEE (21-13-1)

1890 W 46 0 A
1900 W 28 0 H
1901 W 28 0 H
1902 W 16 0 H
1903 W 16 0 H
1904 W 17 0 H
1907 L 5 6 H
1922 W 22 6 A
1923 L 0 7 A
1924 L 7 20 H
1925 L 0 12 A
1926 W 30 7 H
1927 W 13 7 A
1928 W 20 13 H
1929 T 13 13 A
1930 W 21 7 H
1931 L 0 18 A
1932 L 0 7 H
1933 L 0 6 A
1934 L 0 20 H
1935 L 0 20 A
1936 L 0 13 H
1937 L 6 13 A
1938 W 13 0 H
1939 W 7 0 A
1940 W 20 6 H
1941 W 27 7 H
1942 W 34 7 A
1947 W 32 7 H
1948 W 41 6 A
1949 W 27 7 H
1950 W 26 21 RI
1951 L 14 42 A
1952 W 21 14 H
1953 L 13 27 A

WASHINGTON YMCA (1-0-0)

1893 W 20 0 H

WEST PHILADELPHIA A.C. (1-0-0)

1894 W 64 0 H

WEST VIRGINIA (12-10-1)

1898 L 0 6 CH
1921 L 0 7 H
1922 L 0 13 A
1943 W 6 0 CH
1944 W 24 6 CH
1945 W 13 7 CH
1946 W 21 0 H
1947 W 6 0 A
1948 W 7 0 H
1949 W 19 14 H
1950 W 28 21 A
1954 L 10 14 H
1957 T 6 6 A
1965 W 41 0 RI
1972 L 10 48 H
1973 L 17 42 A
1977 L 0 13 H
1978 L 17 20 A
1980 L 21 45 A
1981 L 18 32 H
1984 W 27 7 A

1985 W 27 7 H
2002 W 48 22 CR*
*2002 Continental Tire Bowl

WESTERN MICHIGAN (2-1-0)

2003 W 59 16 A
2005 W 31 19 H
2006 L 10 17 H

WILLIAM & MARY (30-6-1)

1908 W 11 0 H
1909 W 30 0 H
1910 W 10 0 H
1911 W 81 0 H
1912 W 60 0 H
1920 W 27 0 H
1935 T 0 0 A
1936 W 7 0 NF
1937 W 6 0 H
1938 W 34 0 H
1939 W 26 6 NF
1940 L 6 13 A
1950 W 13 0 H
1951 W 46 0 H
1952 W 20 13 A
1959 L 0 37 H
1960 L 21 41 NF
1961 W 21 6 H
1962 W 19 7 A
1963 W 9 7 H
1964 W 14 13 A
1969 W 28 15 A
1970 W 33 6 H
1974 W 38 28 H
1976 L 0 14 H
1986 L 37 41 H
1988 W 31 23 H
1989 W 24 12 H
1990 W 63 35 H
1992 W 33 7 H
1994 W 37 3 H
1995 W 40 16 H
2009 L 14 26 H
2011 W 40 3 H
2015 W 35 29 H
2017 W 28 10 H
2019 W 30 52 17

WISCONSIN (0-1-0)

2001 L 17 26 A

WYOMING (1-1-0)

2006 W 13 12 H ot
2007 L 3 23 A

YALE (2-3-1)

1914 L 0 21 A
1915 W 10 0 A
1916 L 3 61 A
1940 W 19 14 A
1941 L 19 21 A
1944 T 6 6 A

VIRGINIA

2021 UVA FOOTBALL ALL-TIME SCORES

+ Early UVA teams probably coached by student managers and team captains.
(T) Thanksgiving

1888 (2-1-0)

Coach: Unknown +
Captain: Franklyn A. Meacham
N20 Pantops Academy H W 20 0
N24 Episcopal H.S. H W 16 0
D8 Johns Hopkins H L 0 26

1889 (4-2-0)

Coach: Unknown +
Captain: Sidney M. Neely
O8 Pantops Academy H W 44 0
O15 Georgetown H W 32 0
O22 Johns Hopkins H W 58 0
O29 Lehigh H L 12 24
N6 Wake Forest N W 46 4
N20 Navy A L 12 22
N-Richmond, Va.

1890 (5-2-0)

Coach: Unknown +
Captain: William W. Daggett
N10 Dickinson N1 W 12 0
O27 Pennsylvania N2 L 0 72
O28 Princeton N2 L 0 115
N10 Lafayette H W 20 6
N24 Randolph-Macon H W 136 0
N26 Washington & Lee A W 46 0
N29 Duke N3 W 10 4
N1, Washington, D.C.; N2, Baltimore, Md.; N3, Richmond, Va.

1891 (2-1-2)

Coach: Unknown +
Captain: Oliver W. Catchings
N14 St. John's H W 34 0
N16 Schuylkill Navy H T 16 16
N21 Lafayette H T 6 6
N23 Princeton JV H W 12 0
N28 Duke N L 0 20
N-Richmond, Va.

1892 (3-2-1)

Coach: Unknown +
Captain: Richard S. Thomas, Jr.
O11 Pennsylvania H L 0 32
O22 North Carolina H W 30 18
O29 Sewanee N1 W 30 0
N16 Georgetown H T 4 4
N24 Duke N2 W 46 4
N26 North Carolina N2 L 0 26
N1, Richmond, Va.; N2, Atlanta, Ga.

1893 (8-3-0)

Coach: John Poe
Captain: John A. Penton
O7 Richmond H W 34 4
O14 Penn State H L 0 6
O19 Washington YMCA H W 20 0
O21 Navy A L 0 28
O28 Johns Hopkins H W 28 12
N4 Georgetown H L 24 28
N11 Duke N1 W 30 0
N18 Georgetown A W 58 0
N22 Navy A W 12 0
N25 VMI A W 22 0
N30 North Carolina (T) N2 W 16 0
N1, Lynchburg, Va. N2, Richmond, Va.

1894 (8-2-0)

Coach: John Poe
Captain: John A. Penton
O2 Richmond H W 48 0
O6 Baltimore City Coll. H W 36 0
O15 Princeton N1 L 0 12
O18 Richmond A W 28 0
O20 Johns Hopkins H W 76 0
O26 Pennsylvania N2 L 6 14
N3 Rutgers H W 20 4
N13 Ft. Monroe H W 102 0
N20 W. Philadelphia AC H W 64 0
N29 North Carolina (T) N3 W 34 0
N1, Baltimore, Md.; N2, Washington, D.C.; N3, Richmond, Va.

1895 (9-2-0)

Coach: Harry Mackey
Captain: John A. Penton
O2 Miller School H W 30 0
O5 Virginia Tech H W 38 0
O9 Princeton N1 L 0 36
O12 Maryland A.C. H W 20 0
O19 Pennsylvania A L 0 54
O26 Gallaudet H W 16 6
O29 Roanoke H W 14 0
N11 St. Albans H W 14 4
N12 Richmond H W 6 0
N16 Vanderbilt N2 W 6 4
N28 North Carolina (T) N3 W 6 0
N1, Baltimore, Md.; N2, Atlanta, Ga.; N3, Richmond, Va.

1896 (7-2-2)

Coach: Martin Bergen
Captain: Paul Lee Cocke
O3 Hampton Athletic Club H T 10 10
O10 Miller School H W 26 2
O14 Pennsylvania A L 0 20
O17 St. John's H W 48 0
O21 Princeton A L 0 48
O31 Virginia Tech H W 44 0
N2 St. Albans H W 6 0
N11 VMI N1 W 46 0
N14 Hampton A.C. A T 6 6
N21 Gallaudet H W 6 0
N26 North Carolina (T) N2 W 46 0
N1, Lynchburg, Va.; N2, Richmond, Va.

1897 (6-2-1)

Coach: Martin Bergen
Captain: James Morrison
O2 Franklin & Marshall H W 38 0
O9 St. Albans H W 14 0
O13 Pennsylvania A L 0 42
O30 Georgia N1 W 17 4
N6 Gallaudet H W 20 4
N13 Navy A L 0 4
N18 George Washington H W 10 0
N25 North Carolina N2 W 12 0
D6 Vanderbilt (T) A T 0 0
N1, Atlanta, Ga.; N2, Richmond, Va.

1898 (6-5-0)

Coach: Joseph Massie
Captain: Harris T. Collier
O1 St. Albans H W 16 0
O12 Pennsylvania A L 0 40
O15 Gallaudet H W 16 0
O29 George Washington H W 47 0
N2 Princeton A L 0 12
N5 Md. Medical Col. H W 6 0
N8 Georgetown A W 12 0
N12 Vanderbilt N1 W 18 0
N14 West Virginia N2 L 0 6
N19 Navy H L 0 6
N24 North Carolina (T) N3 L 2 6
N1, Louisville, Ky.; N2, Charleston, W.Va.; N3, Richmond, Va.

1899 (4-3-2)

Coach: Archie Hoxton
Captain: Harry T. Summersgill
S30 St. Albans H W 10 0
O7 Episcopal High H W 33 6
O11 Pennsylvania A L 6 33
O14 Md. Medical Col. H T 0 0
O21 Gallaudet H L 5 11
N4 Michigan N1 L 0 38
N11 Virginia Tech H W 28 0
N18 Georgetown A T 0 0
N30 Lehigh (T) N2 W 10 0
N1, Detroit, Mich.; N2, Richmond, Va.

1900 (7-2-1)

Coach: Archie Hoxton
Captain: John E. Loyd
O5 Washington & Lee H W 28 0
O10 Richmond H W 51 0
O13 Carlisle N1 L 2 17
O20 Johns Hopkins H W 20 0
O24 VMI A T 0 0
N10 Gallaudet H W 34 0
N14 Virginia Tech H W 17 5
N17 Georgetown A L 0 10
N24 North Carolina N2 W 17 0
N29 Sewanee (T) N3 W 17 5
N1, Washington, D.C.; N2, Norfolk, Va.; N3, Richmond, Va.

1901 (8-2-0)

Coach: Wesley Abbott
Captain: Robert M. Coleman
O2 Washington & Lee H W 28 0
O5 Roanoke H W 68 0
O9 St. Albans H W 39 0
O12 Gallaudet H W 24 0
O16 Pennsylvania A L 5 20
O26 Virginia Tech A W 16 0
N11 VMI N1 W 28 0
N16 Georgetown A L 16 17
N23 North Carolina N2 W 23 6
N28 Sewanee (T) N3 W 23 5
N1, Lynchburg, Va.; N2, Norfolk, Va.; N3, Richmond, Va.

1902 (8-1-1)

Coach: John DeSaullies
Captain: H. Dorsey Waters
S30 Washington & Lee H W 16 0
O4 St. Albans H W 15 0
O18 Nashville A W 27 0
O20 Kentucky A W 12 0
O25 St. John's H W 22 0
N1 Davidson H W 35 0
N8 Lehigh N1 L 6 34
N15 Virginia Tech H W 6 0
N22 Carlisle N2 W 6 5
N27 North Carolina (T) N3 T 12 12
N1, Washington, D.C.; N2, Norfolk, Va.; N3, Richmond, Va.

1903 (7-2-1)

Coach: Gresham Poe
Captain: I. Branch Johnson
S26 St. Albans H W 16 0
S30 Randolph-Macon H W 37 0
O3 Washington & Lee H W 16 0
O10 Navy A L 5 6
O17 Kentucky H W 6 0
O24 Virginia Tech N1 W 21 0
O31 Davidson A W 22 0
N7 St. John's H W 48 6
N21 Carlisle N2 T 6 6
N26 North Carolina (T) N3 L 0 16
N1, Richmond, Va.; N2, Norfolk, Va.; N3, Richmond, Va.

1904 (6-3-0)

Coach: Foster Sanford
Captain: Walter W. Council
S24 Randolph-Macon H W 16 0
S28 Washington & Lee H W 17 0
O1 Pennsylvania A L 0 24
O15 N.C. State H W 5 0
O22 VMI H W 17 0
O29 Carlisle N2 L 6 14
N5 Virginia Tech N1 W 5 0
N12 Navy H L 0 5
N24 North Carolina (T) N3 W 12 11
N1, Richmond, Va.; N2, Norfolk, Va.; N3, Richmond, Va.

1905 (5-4-0)

Coach: William Cole
Captain: Merritt T. Cooke
S27 Randolph-Macon H W 59 0
S30 St. John's H W 30 5
O7 N.C. State H W 10 0
O14 Carlisle N1 L 0 12
O21 Bucknell N2 W 15 11
N4 Virginia Tech H L 0 11
N11 George Washington N3 W 55 0
N18 Navy A L 0 22
N30 North Carolina (T) N2 L 0 17
N1, Richmond, Va.; N2, Norfolk, Va.; N3, Washington, D.C.

1906 (7-2-2)

Coach: William Cole
Captain: Edward Hammond Johnson
S29 St. John's H W 11 0
O3 Richmond H W 22 0
O6 N.C. State H T 0 0
O10 Randolph-Macon H W 38 0
O13 Hampden-Sydney H W 38 5
O20 VMI H W 4 0
O27 Richmond H W 12 6
N3 Bucknell N1 L 5 12
N10 Georgetown A W 12 0
N17 George Washington A T 0 0
N29 Carlisle (T) N2 L 17 18
N1, Richmond, Va.; N2, Norfolk, Va.

1907 (6-3-1)

Coach: Edward Hammond Johnson
Captain: John H. Neff
S27 Davidson H T 5 5
O2 Richmond H W 38 0
O5 St. John's H W 22 4
O12 Gallaudet H W 40 0
O19 VMI H W 18 17
O26 North Carolina N1 W 9 4
N2 Sewanee N2 L 0 12
N9 Washington & Lee H L 5 6
N16 Georgetown A W 28 6
N28 N.C. State (T) N3 L 4 10
N1, Richmond, Va.; N2, Norfolk, Va.; N3, Norfolk, Va.

1908 (7-0-1)

Coach: M.T. Cooke
Captain: William C. Gloth
S26 William & Mary H W 11 0
S30 St. John's H W 18 9
O3 Randolph-Macon H W 22 0
O9 Davidson H W 12 0
O17 Sewanee N1 T 0 0
O31 N.C. State N2 W 6 0
N14 Georgetown A W 6 0
N26 North Carolina (T) N3 W 31 0
N1, Norfolk, Va.; N2, Norfolk, Va.; N3, Richmond, Va.



Led by center Bull Early, captain John Penton and back Mack Pope, the 1893 Cavaliers defeated North Carolina 16-0 and were declared "Champions of the South."

1909 (7-1-0)

Coach: John Neff
Captains: B.R. Cecil, Kemper W. Yancey
 S25 William and Mary H W 30 0
 S29 Hampden-Sydney H W 37 0
 O1 Davidson H W 11 0
 O9 St. John's H W 12 0
 O16 Lehigh N L 7 11
 O23 Navy A W 5 0
 N6 VMI H W 32 0
 N13 Georgetown A W 21 0
 N-Norfolk, Va.

1910 (6-2-0)

Coach: Charles Crawford
Captain: Horace Geyer, Jr.
 S24 William & Mary H W 10 0
 O1 Randolph-Macon H W 17 0
 O8 Roanoke H W 21 0
 O15 St. John's H W 29 0
 O22 VMI H W 28 0
 N5 Carlisle N1 L 5 22
 N12 Georgetown A L 0 15
 N24 North Carolina (T) N2 W 7 0
 N1, Washington, D.C.; N2, Richmond, Va.

1911 (8-2-0)

Coach: Kemper Yancey
Captains: Joseph H. Wood, Hedley M. Bowen
 S23 Hampden-Sydney H W 23 0
 S30 William & Mary H W 81 0
 O7 Randolph-Macon H W 31 0
 O14 Swarthmore H L 8 9
 O21 St. John's H W 6 0
 O28 VMI H W 22 6
 N4 Wake Forest H W 29 6
 N11 Johns Hopkins A W 34 0
 N18 Georgetown A L 0 9
 N30 North Carolina (T) N W 28 0
 N-Richmond, Va.

1912 (6-3-0)

Coach: Speed Elliott
Captain: T. Hardy Todd
 S28 William & Mary H W 60 0
 O5 Randolph-Macon H W 45 0
 O12 Hampden-Sydney H W 10 0
 O14 South Carolina H W 19 0
 O19 VMI H L 0 19
 O24 Norfolk Blues H W 7 0
 N2 Vanderbilt A L 0 13
 N16 Georgetown A L 13 16
 N28 North Carolina (T) N W 66 0
 N-Richmond, Va.

1913 (7-1-0)

Coach: Rice Warren
Captain: Aubrey L. Carter
 S27 Randolph-Macon H W 40 0
 O4 South Carolina H W 54 0
 O11 Hampden-Sydney H W 53 0
 O18 VMI H W 38 7
 O25 Georgia N1 W 13 6
 N1 Vanderbilt H W 34 0
 N15 Georgetown A L 7 8
 N27 North Carolina (T) N2 W 26 7
 N1, Atlanta, Ga.; N2, Richmond, Va.

1914 (8-1-0)

Coach: Joseph Wood
Captain: Eugene N. Mayer
 S26 Randolph-Macon H W 39 0
 O3 Yale A L 0 21
 O10 Richmond H W 62 0
 O17 South Carolina H W 49 7
 O24 Georgia H W 28 0
 O31 Vanderbilt A W 20 7
 N7 St. John's H W 88 0
 N14 Swarthmore A W 47 0
 N26 North Carolina (T) N W 20 3
 N-Richmond, Va.

1915 (8-1-0)

Coach: Harry Varner
Captain: H.W. Coleman
 S25 Randolph-Macon H W 20 0
 O2 Yale A W 10 0
 O9 Richmond H W 74 0
 O16 Harvard A L 0 9
 O23 Georgia A W 9 7
 O30 VMI H W 44 0
 N6 Vanderbilt H W 35 10
 N13 South Carolina A W 13 0
 N25 North Carolina (T) N W 14 0
 N-Richmond, Va.

1916 (4-5-0)

Coach: Peyton Evans
Captain: Harold A. Sparr
 S30 Davidson H W 14 0
 O7 Yale A L 3 61
 O14 Richmond H W 21 0
 O21 Georgia H L 7 13
 O28 Vanderbilt A L 6 27
 N4 Harvard A L 0 51
 N11 South Carolina H W 35 6
 N18 VMI H W 20 7
 N30 North Carolina (T) N L 0 7
 N-Richmond, Va.

-Virginia did not field an intercollegiate varsity football team in 1917 and 1918 during the first World War.

1919 (2-5-2)

Coach: Harris Coleman
Captain: John V. Ray
 S27 Randolph-Macon H W 12 2
 O4 Richmond H T 0 0
 O11 Maryland H L 0 13
 O18 VMI H W 7 0
 O25 Harvard A L 0 47
 N1 Centre H L 7 49
 N8 Georgia A T 7 7
 N15 Vanderbilt H L 6 10
 N27 North Carolina (T) A L 0 6

1920 (5-2-2)

Coach: Rice Warren
Captain: A. Hewson Michie
 S25 William & Mary H W 27 0
 O2 Randolph-Macon H W 65 0
 O9 VMI H L 6 22
 O16 Johns Hopkins A W 14 0
 O23 Rutgers A W 7 0
 O30 Harvard A L 0 24
 N6 Georgia H T 0 0
 N13 Vanderbilt A T 7 7
 N25 North Carolina (T) H W 14 0

1921 (5-4-0)

Coach: Rice Warren
Captain: Hollis Rinehart, Jr.
 S24 Davidson H W 28 0
 O1 George Washington H W 28 0
 O8 Richmond H W 14 0
 O15 VMI A W 14 7
 O22 Johns Hopkins H W 14 7
 O29 Princeton A L 0 34
 N5 Georgia A L 0 21
 N12 West Virginia H L 0 7
 N24 North Carolina (T) A L 3 7

1922 (4-4-1)

Coach: Thomas J. Campbell
Captain: Thomas S. Hall
 S30 George Washington H W 34 0
 O7 Princeton A L 0 5
 O14 Richmond H W 14 6
 O21 VMI H L 0 14
 O28 Johns Hopkins A W 19 0
 N4 Washington & Lee H W 22 6
 N11 Georgia A T 6 6
 N18 West Virginia A L 0 13
 N30 North Carolina (T) H L 7 10

1923 (3-5-1)
Coach: Earle Neale
Captain: Staige D. Blackford

S29	Furman	H	L	10	13
O6	Richmond	H	W	9	0
O13	St. John's	H	W	32	7
O20	VMI	H	L	0	35
O27	Duke	H	W	33	0
N3	Washington & Lee	A	L	0	7
N10	Georgia	A	L	0	13
N17	Virginia Tech	H	L	3	6
N29	North Carolina (T)	A	T	0	0

1924 (5-4-0)
Coach: Earle Neale
Captain: Samuel W. Maphis

S27	Hampden-Sydney	H	W	13	9
O4	Harvard	A	L	0	14
O11	Randolph-Macon	H	W	26	6
O18	VMI	A	W	13	0
O25	Pennsylvania	A	L	0	27
N1	Washington & Lee	H	L	7	20
N8	Georgia	H	L	0	7
N15	Virginia Tech	A	W	6	0
N27	North Carolina (T)	H	W	7	0

1925 (7-1-1)
Coach: Earle Neale
Captain: A.C. Carter Diffey

S26	Hampden-Sydney	H	W	40	0
O3	Georgia	A	W	7	6
O10	Richmond	H	W	19	0
O17	VMI	H	W	18	10
O24	Maryland	H	W	6	0
N7	Washington & Lee	A	L	0	12
N14	Virginia Tech	H	W	10	0
N17	Randolph-Macon	H	W	41	0
N26	North Carolina (T)	A	T	3	3

1926 (6-2-2)
Coach: Earle Neale
Captain: Charles M. Mackall

S25	Hampden-Sydney	H	T	0	0
O2	Georgia	H	L	7	27
O9	Lynchburg	H	W	38	0
O16	VMI	A	W	14	7
O23	Virginia Tech	A	L	0	6
O30	South Carolina	A	W	6	0
N6	Washington & Lee	H	W	30	7
N13	Maryland	A	T	6	6
N20	Randolph-Macon	H	W	57	0
N25	North Carolina (T)	H	W	3	0

1927 (5-4-0)
Coach: Earle Neale
Captain: Bickerton Winston Cardwell

S24	Hampden-Sydney	H	W	38	6
O1	Georgia	A	L	0	32
O8	South Carolina	H	L	12	13
O15	VMI	H	W	13	8
O22	Virginia Tech	H	W	7	0
O29	Tennessee	A	L	0	42
N5	Washington & Lee	A	W	13	7
N12	Maryland	H	W	21	0
N24	North Carolina (T)	A	L	13	14

1928 (2-6-1)
Coach: Earle Neale
Captain: William C. Luke

S29	Randolph-Macon	H	W	66	0
O6	South Carolina	H	L	13	24
O13	Princeton	A	T	0	0
O20	VMI	A	L	0	9
O27	Vanderbilt	A	L	0	34
N3	Washington & Lee	H	W	20	13
N10	Virginia Tech	A	L	0	20
N17	Maryland	A	L	2	18
N29	North Carolina (T)	H	L	20	24

1929 (4-3-2)
Coach: Earl Abell
Captain: John K. Sloan

S28	Randolph-Macon	H	W	27	6
O5	South Carolina	A	W	6	0
O12	Swarthmore	H	W	12	7
O19	VMI	H	L	7	20
O26	St. John's	H	W	32	7
N2	Maryland	A	T	13	13
N9	Virginia Tech	H	L	12	32
N16	Washington & Lee	A	T	13	13
N28	North Carolina (T)	A	L	7	41

1930 (4-6-0)
Coach: Earl Abell
Captain: Hunter C. Motley

S20	Roanoke	H	W	37	0
S27	Randolph-Macon	H	W	48	0
O4	Duke	A	L	0	32
O11	Pennsylvania	A	L	6	40
O18	VMI	A	L	13	0
O25	Kentucky	A	L	0	47
N1	Maryland	H	L	6	14
N8	Virginia Tech	A	L	13	34
N15	Washington & Lee	H	W	21	7
N27	North Carolina (T)	H	L	0	41

1931 (1-7-2)
Coach: Fred Dawson
Captain: William T. Thomas

S19	Roanoke	H	W	18	0
S26	Randolph-Macon	H	T	7	7
O3	Maryland	A	L	6	7
O10	Sewanee	H	L	0	3
O15	VMI	H	L	3	18
O24	Washington & Lee	A	L	0	18
O31	Harvard	A	L	0	19
N7	Columbia	A	L	0	27
N14	Virginia Tech	H	T	0	0
N26	North Carolina (T)	A	L	6	13

1932 (5-4-0)
Coach: Fred Dawson
Captain: Lewis G. Reiss

S24	Hampden-Sydney	H	W	32	0
O1	Maryland	H	W	7	6
O8	Roanoke	H	W	12	0
O15	Columbia	A	L	6	22
O22	VMI	A	L	4	6
O29	St. John's	H	W	20	6
N5	Washington & Lee	H	L	0	7
N12	Virginia Tech	A	L	0	13
N24	North Carolina (T)	H	W	14	7

1933 (2-6-2)
Coach: Fred Dawson
Captain: Raye A. Burger

S23	Hampden-Sydney	H	T	7	7
S30	Randolph-Macon	H	W	39	0
O7	Ohio State	A	L	0	75
O14	Columbia	A	L	6	15
O21	Navy	A	L	7	13
O28	VMI	H	L	12	13
N4	Maryland	H	W	6	0
N11	Washington & Lee	A	L	0	6
N18	Virginia Tech	H	T	6	6
N30	North Carolina (T)	A	L	0	14

1934 (3-6-0)
Coach: Gus Tebell
Captain: Thomas G. Johnson

S29	Hampden-Sydney	H	W	8	0
O6	Navy	N	L	6	21
O13	St. John's	H	W	27	6
O20	Dartmouth	A	L	0	27
O27	VMI	A	W	17	13
N3	Maryland	A	L	0	20
N10	Washington & Lee	H	L	0	20
N17	Virginia Tech	A	L	6	19
N29	North Carolina (T)	H	L	6	25

N-Washington, D.C.

1935 (1-5-4)
Coach: Gus Tebell
Captain: John W. Leys

S21	William & Mary	A	T	0	0
S28	Hampden-Sydney	H	L	7	12
O5	Davidson	H	T	0	0
O10	Navy	A	L	7	26
O19	St. John's	H	W	18	0
O26	VMI	H	T	0	0
N2	Maryland	H	L	7	14
N9	Washington & Lee	A	L	0	20
N16	Virginia Tech	H	T	0	0
N28	North Carolina (T)	A	L	0	61

1936 (2-7-0)
Coach: Gus Tebell
Captains: Leonard Trel, Harry Martin

S26	Hampden-Sydney	H	W	26	10
O3	William & Mary	N	W	7	0
O10	Navy	A	L	14	35
O17	Maryland	H	L	0	21
O24	Washington & Lee	H	L	0	13
O31	VMI	A	L	6	12
N7	Harvard	A	L	0	65
N14	Virginia Tech	A	L	6	7
N26	North Carolina (T)	H	L	14	59

N-Norfolk, Va.

1937 (2-7-0)
Coach: Frank Murray
Captain: William R. Weeks, II; Stephen R. Davenport

S25	Hampden-Sydney	H	W	13	7
O2	Princeton	A	L	0	26
O9	Navy	A	L	13	40
O16	Maryland	H	L	0	3
O23	VMI	H	L	7	26
O30	William & Mary	H	W	6	0
N6	Washington & Lee	A	L	6	13
N13	Virginia Tech	H	L	7	14
N25	North Carolina #19 (T)	A	L	0	40

1938 (4-4-1)
Coach: Frank Murray
Captain: John W. Acree

S24	VMI	H	T	12	12
O1	Washington & Lee	H	W	13	0
O8	Navy	A	L	0	33
O15	Virginia Tech	A	W	14	6
O22	Maryland	A	W	27	19
O29	William & Mary	H	W	34	0
N5	Columbia	A	L	0	39
N12	Harvard	A	L	13	40
N24	North Carolina (T)	H	L	0	20

1939 (5-4-0)
Coach: Frank Murray
Captains: James T. Gillette, Jr.; Harry C. Mc Claugherty

S23	Hampden-Sydney	H	W	26	0
O7	Navy	A	L	12	14
O14	Maryland	H	W	12	7
O21	VMI	A	L	13	16
O28	William & Mary	N	W	26	6
N4	Chicago	H	W	47	0
N10	Washington & Lee	A	W	7	0
N18	Virginia Tech	H	L	0	13
N30	No. Carolina #16 (T)	A	L	0	19

N-Norfolk, Va.

1940 (4-5-0)
Coach: Frank Murray
Captain: Lee M. McLaughlin

S28	Lehigh	H	W	32	0
O5	Yale	A	W	19	14
O12	Maryland	A	W	19	6
O19	VMI	H	L	0	7
O26	William & Mary	A	L	6	13
N2	Virginia Tech	N	L	0	6
N9	Washington & Lee	H	W	20	6
N16	Tennessee #5	A	L	14	41
N23	North Carolina	H	L	7	10

N-Norfolk, Va.

1941 (8-1-0)
Coach: Frank Murray
Captain: William M. Dudley

S20	Hampden-Sydney	H	W	41	0
S27	Lafayette	H	W	25	0
O4	Yale	A	L	19	21
O11	Richmond	H	W	44	0
O18	VMI	A	W	27	7
N1	Virginia Tech	N	W	34	0
N8	Washington & Lee	H	W	27	7
N15	Lehigh	H	W	34	0
N20	North Carolina (T)	A	W	28	7

N-Norfolk, Va.

1942 (2-6-1)
Coach: Frank Murray
Captain: William M. Hill

S26	Hampden-Sydney	H	W	12	0
O3	Navy	A	L	0	35
O10	VMI	H	L	18	38
O17	Richmond	A	T	7	7
O24	Lafayette	A	L	13	19
O31	Virginia Tech	N	L	14	20
N7	Washington & Lee	A	W	34	7
N14	Maryland	H	L	12	27
N21	North Carolina	H	L	13	28

N-Norfolk, Va.

1943 (3-4-1)
Coach: Frank Murray
Captains: Richard S. Cofer, Robert D. Seiler

S25	Richmond Air Base	H	T	7	7
O2	West Virginia	N	W	6	0
O9	Richmond	H	L	7	16
O23	Apprentice School	A	L	6	7
O30	VMI	A	W	34	0
N6	Maryland	H	W	39	0
N13	Duke #7	A	L	0	49
N27	North Carolina	A	L	7	54

N-Charleston, W.Va.

1944 (6-1-2)
Coach: Frank Murray
Captain: James T. Fahey

S23	Hampden-Sydney	H	W	37	0
S30	N.C. State	N1	L	0	13
O7	West Virginia	N2	W	24	6
O14	N.C. Pre-Flight #2	H	T	13	13
O28	VMI	N3	W	34	0
N4	Maryland	N4	W	18	7
N11	Richmond	A	W	39	0
N25	Yale	A	T	6	6
D2	North Carolina	N5	W	26	7

N1, Norfolk, Va.; N2, Charleston, W.Va.; N3, Lynchburg, Va.; N4, Washington, D.C.; N5, Norfolk, Va.

1945 (7-2-0)
Coach: Frank Murray
Captains: James H. Walker, John P. Duda

S22	Coast Guard	H	W	39	0
S29	N.C. State	N1	W	26	6
O6	VMI	N2	W	40	7
O27	Virginia Tech	N3	W	31	13
N3	West Virginia	N4	W	13	7
N10#15	Richmond	H	W	45	0
N17#13	Oceana NAS	H	W	40	0
N24#13	Maryland	N5	L	13	19
D1	#20 North Carolina	A	L	18	27

N1, Norfolk, Va.; N2, Lynchburg, Va.; N3, Roanoke, Va.; N4, Charleston, W.Va.; N5, Washington, D.C.

1946 (4-4-1)
Coach: Art Guepe
Captain: H. Lockwood Frizzell

S28	Hampden-Sydney	H	W	71	0
O5	Virginia Tech	N	T	21	21
O12	VMI	H	W	19	8
O19	Pennsylvania #6	A	L	0	40
N2	Richmond	A	L	7	19
N9	Princeton	A	W	20	6
N16	N.C. State	A	L	7	27
N23	West Virginia	H	W	21	0
N30	North Carolina #11	H	L	14	49

N-Roanoke, Va.



1947 (7-3-0)

Coach: Art Guepe
Captain: H. Lockwood Frizzell
S27 George Washington H W 33 13
04 Virginia Tech N1 W 41 7
011 Harvard H W 47 0
018#16 Washington & Lee H W 32 7
025#13 VMI A W 35 6
N1 #12 Richmond H W 34 0
N8 #10 Pennsylvania #4 A L 7 19
N15#15 West Virginia A W 6 0
N22#16 N.C. State H L 2 7
N29 North Carolina #10 A L 7 40
N1, Roanoke, Va.

1948 (5-3-1)

Coach: Art Guepe
Captain: Joseph McCary
S25 Miami (Ohio) H T 14 14
02 Virginia Tech N W 28 0
09 George Washington H L 12 20
016 Washington & Lee A W 41 6
023 VMI H W 26 14
030 Princeton A L 14 55
N6 N.C. State A W 21 14
N13 West Virginia H W 7 0
N27 North Carolina #4 H L 12 34
N-Roanoke, Va.

1949 (7-2-0)

Coach: Art Guepe
Captain: John Thomas
S24 George Washington H W 27 13
01 Miami (Ohio) H W 21 18
08 Virginia Tech N1 W 26 0
015 Washington & Lee H W 27 7
022 VMI N2 W 32 13
029 West Virginia H W 19 14
N5 #19 Pennsylvania #20t A W 26 14
N19 #9 Tulane #19t H L 14 28
N26 North Carolina #19 A L 7 14
N1, Roanoke, Va.; N2, Lynchburg, Va.

1950 (8-2-0)

Coach: Art Guepe
Captains: Robert C. Weir, John Papit
S23 George Washington H W 19 0
S30 Pennsylvania A L 7 21
07 Virginia Tech N1 W 45 6
014 Washington & Lee N2 W 26 21
021 VMI H W 26 13
028 West Virginia A W 28 21
N4 Citadel A W 34 14
N11 William & Mary H W 13 0
N18 Tulane A L 18 42
D2 North Carolina H W 44 13
N1, Roanoke, Va.; N2, Richmond, Va.

1951 (8-1-0)

Coach: Art Guepe
Captain: Joseph Palumbo
S29 George Washington H W 20 0
06 Virginia Tech N W 33 0
013 Washington & Lee A L 14 42
020 VMI H W 34 14
027 Duke A W 30 7
N3 Citadel H W 39 0
N10 North Carolina H W 34 14
N17 South Carolina H W 28 27
N24#15 William & Mary H W 46 0
N-Roanoke, Va.
Note: Virginia ranked No. 13 in final AP poll.

1952 (8-2-0)

Coach: Art Guepe
Captain: William H. Chisholm
S27 Vanderbilt H W 27 0
04 #16 Virginia Tech N1 W 42 0
011#15 George Washington H W 50 0
018#11 VMI N2 W 33 14
025 #9 Duke #6 H L 7 21
N1 #16 South Carolina N3 L 14 21
N8 North Carolina A W 34 7
N15 Richmond H W 49 0
N22 Washington & Lee H W 21 14
N29#20 William & Mary A W 20 13
N1, Roanoke, Va.; N2, Richmond, Va.; N3, Norfolk, Va.

1953 (1-8-0)

Coach: Ned McDonald
Captains: Robert Potter, Joseph Mehalick
S26 Virginia Tech H L 6 20
03 South Carolina H L 0 19
010 George Washington N1 W 24 20
017 VMI H L 6 21
024 Vanderbilt A L 13 28
031 Duke #13 N2 L 6 48
N7 Pittsburgh H L 0 26
N14 Washington & Lee A L 13 27
N21 North Carolina H L 7 33
N1, Alexandria, Va.; N2, Norfolk, Va.

1954 (3-6-0; 0-2 ACC, 7th)

Coach: Ned McDonald
Captain: Henry Strempek
S25 Lehigh H W 27 21
02 George Washington H W 14 13
09 Penn State #12 A L 7 34
016 VMI H W 21 0
023 Virginia Tech #14 N L 0 6
030 Army #9 A L 20 21
N13 South Carolina A L 0 27
N20 North Carolina H L 14 26
N27 West Virginia #12 H L 10 14
N-Roanoke, Va.

1955 (1-9-0; 0-4 ACC, 8th)

Coach: Ned McDonald
Captain: John J. Polzer
S24 Clemson H L 7 20
01 George Washington H L 0 13
08 Penn State N1 L 7 26
015 VMI H W 20 13
022 Virginia Tech N2 L 13 17
029 Vanderbilt A L 7 34
N5 Pittsburgh A L 7 18
N12 Wake Forest H L 7 13
N19 North Carolina A L 14 26
N26 South Carolina H L 14 21
N1, Richmond, Va.; N2, Roanoke, Va.

1956 (4-6-0; 1-4 ACC, 8th)

Coach: Ben Martin
Captain: Henry W. Jordan
S22 VMI H W 18 0
S29 Duke H L 7 40
06 Wake Forest H W 7 6
013 South Carolina #20t N1 L 13 27
020 Lehigh A W 24 12
027 Virginia Tech #16 N2 L 7 14
N3 Vanderbilt H L 2 6
N10 North Carolina H *W 7 21
N17 Navy #15 N3 L 7 34
N24 Clemson A L 0 7
* Forfeit
N1, Richmond, Va.; N2, Roanoke, Va.; N3, Baltimore

1957 (3-6-1; 2-4 ACC, 6th)

Coach: Ben Martin
Captain: James A. H. Bakhtiar
S21 West Virginia A T 6 6
S28 Duke #7 A L 0 40
05 Wake Forest A W 28 20
012 Clemson H L 6 20
019 Virginia Tech N W 38 7
026 Army #9 H L 12 20
N2 VMI H L 7 20
N16 South Carolina H L 0 13
N23 Maryland A L 0 12
N30 North Carolina A W 20 13
N-Richmond, Va.

1958 (1-9-0; 1-5 ACC, 8th)

Coach: Richard Voris
Captains: Reece Whitley, Frank L. Call
S20 Clemson #18 A L 15 20
S27 Duke H W 15 12
04 N.C. State H L 14 26
011 Virginia Tech N1 L 13 22
018 Army #1 A L 6 35
025 Vanderbilt A L 6 39
N1 VMI N2 L 0 33
N8 North Carolina #15 H L 0 42
N15 South Carolina A L 14 28
N22 Maryland H L 6 44
N1, Roanoke, Va.; N2, Norfolk, Va.

1959 (0-10-0; 0-5 ACC, 8th)

Coach: Richard Voris
Captain: Robert Edwards
S19 William & Mary H L 0 37
S26 Clemson #5 H L 0 47
03 Florida #19 A L 10 55
010 VMI N1 L 12 19
017 Virginia Tech N2 L 14 40
024 Vanderbilt H L 0 33
031 Wake Forest A L 12 34
N7 South Carolina H L 20 32
N14 North Carolina A L 0 41
N21 Maryland A L 12 55
N1, Lynchburg, Va.; N2, Richmond, Va.

1960 (0-10-0; 0-6 ACC, 6th)

Coach: Richard Voris
Captains: John K. Marlow, Fred Shepherd, Louis Martig
S24 William & Mary N1 L 21 41
01 N.C. State A L 7 26
08 Clemson #8 A L 7 21
015 VMI H L 16 30
022 Virginia Tech N2 L 6 40
029 Wake Forest H L 20 28
N12 Navy #8 A L 6 41
N19 Maryland H L 12 44
N26 North Carolina H L 8 35
D3 South Carolina A L 0 26
N1, Norfolk, Va.; N2, Roanoke, Va.

1961 (4-6-0; 2-4 ACC, 8th)

Coach: Bill Elias
Captains: Louis Martig, Ronald Gassert
S23 William & Mary H W 21 6
S30 Duke N1 L 0 42
07 N.C. State H L 14 21
014 VMI N2 W 14 7
021 Virginia Tech N3 L 0 20
028 Wake Forest A L 15 21
N4 South Carolina H W 28 20
N18 Navy A L 3 13
N25 Maryland H W 28 16
D2 North Carolina A L 0 24
N1, Richmond, Va.; N2, Norfolk, Va.; N3, Roanoke, Va.

1962 (5-5-0; 1-4 ACC, 7th)

Coach: Bill Elias
Captains: Gary Cuozzo, Carl Kuhn, Dave Graham
S22 William & Mary H W 19 7
06 Virginia Tech N L 15 20
013 VMI H W 28 6
020 Wake Forest H W 14 12
027 Davidson H W 34 7
N3 South Carolina A L 6 40
N10 North Carolina H L 7 11
N17 N.C. State A L 12 24
N24 Maryland A L 18 40
D1 Rutgers A W 41 0
N-Roanoke, Va.

1963 (2-7-1; 0-5-1 ACC, 8th)

Coach: Bill Elias
Captain: Turnley Todd
S21 North Carolina A L 7 11
S28 Duke H L 8 30
05 Virginia Tech N1 L 0 10
012 VMI N2 W 6 0
019 South Carolina H T 10 10
026 Clemson H L 0 35
N2 N.C. State N3 L 9 15
N9 William & Mary H W 9 7
N16 Boston College A L 21 30
N28 Maryland(T) A L 6 21
N1, Roanoke, Va.; N2, Richmond, Va.; N3, Norfolk, Va.

1964 (5-5-0; 1-5 ACC, 8th)

Coach: Bill Elias
Captains: Robert Kowalkowski, Ted Torok
S19 Wake Forest H L 21 31
S26 Duke A L 0 30
03 Virginia Tech H W 20 17
010 VMI N W 20 19
017 Army H W 35 14
024 N.C. State H L 15 24
031 Clemson A L 7 29
N7 William & Mary A W 14 13
N14 North Carolina H W 31 27
N21 Maryland H L 0 10
N-Richmond, Va.

1965 (5-5-0; 2-4 ACC, 7th)

Coach: George Blackburn
Captains: Robert Kowalkowski, John Pincavage
S18 Duke H L 7 21
S25 Clemson H L 14 20
02 North Carolina A W 21 17
09 VMI H W 14 10
016 West Virginia N W 41 0
023 Virginia Tech A L 14 22
030 N.C. State H L 0 13
N6 South Carolina H W* 7 17
N13 Georgia Tech A L 19 42
N20 Maryland A W 33 27
* Forfeit
N-Richmond, Va.

1966 (4-6-0; 3-3 ACC, T-3rd)

Coach: George Blackburn
Captains: Edward C. Carrington, Donald M. Parker
S17 Wake Forest H W 24 10
S24 Clemson A L 35 40
01 Duke A L 8 27
08 Tulane H L 6 20
015 VMI H W 38 27
022 Virginia Tech H L 7 24
029 N.C. State A L 21 42
N5 Georgia Tech #5 A L 13 14
N19 Maryland H W 41 17
N26 North Carolina A W 21 14

1967 (5-5-0; 3-3 ACC, 4th)

Coach: George Blackburn
Captain: Malcolm McGregor
S23 Army A L 7 26
S30 Buffalo H W 35 12
07 Wake Forest A W 14 12
014 Duke H L 6 13
021 South Carolina A L 23 24
028 VMI H L 13 18
N4 N.C. State #4 H L 8 30
N11 North Carolina H W 40 17
N18 Tulane A W 14 10
N25 Maryland A W 12 7



Terry Kirby plunged into the end zone for a third-quarter touchdown in Virginia's 20-7 win over Clemson in 1990. The win snapped a 29-game losing streak against the Tigers and helped launch UVA's thrilling ride to the top of the polls.

1968 (7-3-0; 3-2 ACC, 3rd)

Coach: George Blackburn

Captains: Richard Brand, Clyde E. Arnette

S21	Purdue #1	A	L	6	44
S28	VMI	H	W	47	0
O5	Davidson	H	W	41	14
O12	Duke	A	W	50	20
O19	N.C. State	A	L	0	19
O26	Navy	A	W	24	0
N2	South Carolina	H	L	28	49
N9	North Carolina	A	W	41	6
N16	Tulane	H	W	63	47
N23	Maryland	H	W	28	23

1969 (3-7-0; 1-5 ACC, 8th)

Coach: George Blackburn

Captains: Frederic L. Moschel, Robert C. Rannigan
S20 Clemson H L 14 21

S27	Duke	H	W	10	0
O4	William & Mary	A	W	28	15
O11	VMI	N	W	28	10
O18	N.C. State	H	L	0	31
O25	Navy	A	L	0	10
N1	North Carolina	H	L	0	12
N8	Wake Forest	H	L	21	23
N15	Tulane	A	L	0	31
N22	Maryland	A	L	14	17
N-Richmond, Va.					

1970 (5-6-0; 0-6 ACC, 8th)

Coach: George Blackburn

Captains: Daniel S. Ryczek, Paul S. Reid

S12	Virginia Tech	A	W	7	0
S19	Clemson	A	L	17	27
S26	Duke	A	L	7	17
O3	Wake Forest	H	L	7	27
O10	VMI	H	W	49	10
O17	Army	H	W	21	20
O24	William & Mary	H	W	33	6
O31	North Carolina	A	L	15	30
N7	N.C. State	A	L	16	21
N14	Colgate	H	W	54	12
N21	Maryland	H	L	14	17

1971 (3-8-0; 2-3 ACC, T-3rd)

Coach: Don Lawrence

Captains: Gary Helman, Andy Selfridge

S11	Navy	H	L	6	10
S18	Michigan #4	A	L	0	56
S25	Duke #20	H	L	0	28
O2	Vanderbilt	H	W	27	23
O9	South Carolina	A	L	14	34
O16	Clemson	N	L	15	32
O23	Army	A	L	9	14
O30	N.C. State	A	W	14	10
N6	Virginia Tech	H	L	0	6
N13	North Carolina	H	L	20	32
N20	Maryland	A	W	29	27
N-Richmond, Va.					

1972 (4-7-0; 1-5 ACC, T-6th)

Coach: Don Lawrence

Captains: Thomas F. Kennedy, William M. Williams

S9	South Carolina	A	W	24	16
S16	Virginia Tech	H	W	24	20
S23	West Virginia	H	L	10	48
S30	Duke	A	L	13	37
O7	Vanderbilt	A	L	7	10
O14	VMI	H	W	45	14
O21	Clemson	A	L	21	37
O28	Maryland	H	L	23	24
N4	N.C. State	H	L	14	35
N11	North Carolina #18	A	L	3	23
N18	Wake Forest	A	W	15	12

1973 (4-7-0; 3-3 ACC, 4th)

Coach: Don Lawrence

Captains: Paul Ryczek, Gerard Mullins, Anthony Zmudzin

S8	VMI	H	W	16	0
S15	N.C. State #17	A	L	23	43
S22	Missouri #20t	A	L	7	31
S29	Duke	H	W	7	3
O6	Vanderbilt	H	L	22	39
O13	Clemson	A	L	27	32
O20	Virginia Tech	A	L	15	27
O27	Wake Forest	H	W	21	10
N3	North Carolina	H	W	44	40
N10	Maryland	A	L	0	33
N17	West Virginia	A	L	17	42

1974 (4-7-0; 1-5 ACC, 6th)

Coach: Sonny Randle

Captain: Richard J. Ambrose

S14	Navy	A	L	28	35
S21	William & Mary	H	W	38	28
S28	Duke	A	L	7	27
O5	Georgia Tech	A	L	24	28
O12	N.C. State #11	H	L	21	22
O19	Virginia Tech	H	W	28	27
O26	Wake Forest	A	W	14	0
N2	North Carolina	A	L	10	24
N9	VMI	H	W	28	10
N16	Clemson	A	L	9	28
N23	Maryland #11	H	L	0	10

1975 (1-10-0; 0-5 ACC, 7th)

Coach: Sonny Randle

Captains: Scott Gardner, Thomas Glassic

S13	Navy	H	L	14	42
S20	VMI	H	W	22	21
S27	Duke	A	L	11	26
O4	North Carolina	H	L	28	31
O11	South Carolina	A	L	14	41
O18	Virginia Tech	A	L	17	24
O25	Wake Forest	H	L	21	66
N1	Vanderbilt	A	L	14	17
N8	East Carolina	H	L	10	61
N15	Syracuse	H	L	0	37
N22	Maryland #20	A	L	24	62



1976 (2-9-0; 1-4 ACC, 6th)

Coach: Dick Bestwick
Captains: Michael Ozdowski, James K. Wicks, Gregory A. McDaniel
S11 Washington A L 17 38
S18 William & Mary H L 0 14
S25 Duke H L 6 21
O2 Georgia Tech A L 14 35
O9 South Carolina A L 7 35
O16 Virginia Tech H L 10 14
O23 Wake Forest A W 18 17
O30 VMI N L 7 13
N6 Lehigh H W 21 20
N13 North Carolina A L 6 31
N20 Maryland #6t H L 0 28
N-Norfolk, Va.

1977 (1-9-1; 1-5 ACC, 6th)

Coach: Dick Bestwick
Captains: Samuel J. Prabe
S10 N.C. State A L 0 14
S17 Texas #18 A L 0 68
S24 Duke H L 7 31
O1 West Virginia H L 0 13
O8 Clemson A L 0 31
O15 Virginia Tech A T 14 14
O22 Wake Forest H W 12 10
O29 Syracuse A L 3 6
N5 VMI H L 6 30
N12 North Carolina #19 H L 14 35
N19 Maryland A L 0 28

1978 (2-9-0; 0-6 ACC, 7th)

Coach: Dick Bestwick
Captains: Edward W. Smith, Derrick L. Gasper
S9 Wake Forest A L 0 14
S16 Navy H L 0 32
S23 Army A W 21 17
S30 VMI H L 9 17
O7 Duke A L 13 20
O14 Clemson H L 14 30
O21 Virginia Tech H W 17 7
N4 West Virginia A L 17 20
N11 Maryland #13 H L 7 17
N18 North Carolina A L 20 38
N25 N.C. State H L 21 24

1979 (6-5-0; 2-4 ACC, 6th)

Coach: Dick Bestwick
Captains: Steve Potter, Michael Newhall
S8 Richmond H W 31 0
S15 N.C. State #19 A L 27 31
S22 VMI H W 19 0
S29 Duke H W 30 12
O6 Clemson A L 7 17
O13 James Madison H W 69 9
O20 Navy #20 A L 10 17
N3 Georgia A W 31 0
N10 Virginia Tech H W 20 18
N17 North Carolina H L 7 13
N24 Maryland A L 7 17

1980 (4-7-0; 2-4 ACC, T-4th)

Coach: Dick Bestwick
Captains: Quentin Murray, Brian Musselman, Thomas Vigorito
S13 Navy H W 6 3
S20 N.C. State H L 13 27
S27 Duke A W 20 17
O4 West Virginia A L 21 45
O11 Clemson H L 24 27
O18 Virginia Tech A L 0 30
O25 Wake Forest A W 24 21
N1 Tennessee A W 16 13
N8 Rutgers H L 17 19
N15 North Carolina #15 A L 3 26
N22 Maryland H L 0 31

1981 (1-10-0; 0-6 ACC, 7th)

Coach: Dick Bestwick
Captains: Keith Lee, Todd Kirtley
S12 West Virginia H L 18 32
S18 Rutgers A L 0 3
S26 Duke H L 24 29
O3 N.C. State A L 24 30
O10 Clemson #9 A L 0 27
O17 South Carolina A L 3 21
O24 Wake Forest H L 21 24
O31 VMI H W 13 10
N14 North Carolina #13 H L 14 17
N21 Maryland A L 7 48
N28 Virginia Tech H L 3 20

1982 (2-9-0; 1-5 ACC, 6th)

Coach: George Welsh
Captains: Pat Chester, Kevin Riccio
S11 Navy A L 16 20
S18 James Madison H L 17 21
S25 Duke A L 17 51
O2 N.C. State H L 13 16
O9 Clemson H L 0 48
O23 Wake Forest H W 34 27
O30 VMI H W 37 6
N6 Georgia Tech A L 32 38
N13 North Carolina A L 14 27
N20 Maryland #19 H L 14 45
N25 Virginia Tech (T) A L 14 21

1983 (6-5-0; 3-3 ACC, T-4th)

Coach: George Welsh
Captains: Dave Bond, Rich Riccardi, Wayne Schuchts, Billy Smith
S3 Duke H W 38 30
S10 Navy H W 27 16
S17 James Madison H W 21 14
S24 N.C. State A W 26 14
O1 Maryland #19 A L 3 23
O8 Clemson A L 21 42
O15 VMI H W 38 10
O22 Wake Forest A L 34 38
N3 Georgia Tech A L 27 31
N12 North Carolina #19 H W 17 14
N19 Virginia Tech H L 0 48

1984 (8-2-2; 3-1-2 ACC, 2nd)

Peach Bowl Champions
Coach: George Welsh
Captains: Tom Kilgannon, Lester Lyles, Bob Olderman
S8 Clemson #3 H L 0 55
S15 VMI H W 35 7
S22 Navy A W 21 9
S29 Virginia Tech A W 26 23
O6 Duke A W 38 10
O13 Georgia Tech #20 H T 20 20
O20 Wake Forest H W 28 9
N3 West Virginia #12 A W 27 7
N10 N.C. State H W 45 0
N17#19 North Carolina A T 24 24
N24 Maryland #18 H L 34 45
D31 Purdue N W 27 24
(Peach Bowl-Atlanta, Ga.)

Note: Virginia ranked No. 20 in final AP poll.

1985 (6-5-0; 4-3 ACC, T-3rd)

Coach: George Welsh
Captains: Jim Dombrowski, Charles McDaniel, Antonio Rice
S14 VMI H W 40 15
S21 Georgia Tech A W 24 13
S28 Navy H L 13 17
O5 Duke H W 37 14
O12 Clemson A L 24 27
O19 Virginia Tech H L 10 28
O26 Wake Forest A W 20 18
N2 West Virginia H W 27 7
N9 N.C. State A L 22 23
N16 North Carolina H W 24 22
N29 Maryland A L 21 33

1986 (3-8-0; 2-5 ACC, T-6th)

Coach: George Welsh
Captains: Kevin Gould, Antonio Rice, Sean Scott
S6 South Carolina H W 30 20
S13 Navy A L 10 20
S20 Georgia Tech H L 14 28
S27 Duke A L 13 20
O4 Wake Forest A W 30 28
O11 Clemson #20 H L 17 31
O25 Virginia Tech A L 10 42
N1 William & Mary H L 37 41
N8 N.C. State #15 H W 20 16
N15 North Carolina A L 7 27
N28 Maryland H L 10 42

1987 (8-4-0; 5-2 ACC, 2nd)

All American Bowl Champions
Coach: George Welsh
Captains: Sean Scott, Scott Secules
S5 Georgia #20 A L 22 30
S12 Maryland A L 19 21
S19 Virginia Tech H W 14 13
S26 Duke H W 42 17
O3 VMI H W 30 0
O10 Clemson #8 A L 21 38
O17 South Carolina A L 10 58
O24 Wake Forest H W 35 21
N7 Georgia Tech A W 23 14
N14 North Carolina H W 20 17
N21 N.C. State A W 34 31
D22 Brigham Young N W 22 16
(All American Bowl - Birmingham, Ala.)

1988 (7-4-0; 5-2 ACC, 2nd)

Coach: George Welsh
Captains: Roy Brown, David Griggs, Jeff Lageman
S3 William & Mary H W 31 23
S10 Penn State #18 H L 14 42
S17 Georgia Tech H W 17 16
S24 Duke A L 34 38
O8 Clemson #11 H L 7 10
O15 Louisville A L 28 30
O22 Wake Forest A W 34 14
O29 Virginia Tech A W 16 10
N5 N.C. State H W 19 14
N12 North Carolina A W 27 24
N19 Maryland H W 24 23

1989 (10-3; 6-1 ACC, T-1st)

ACC Co-Champions
Coach: George Welsh
Captains: Roy Brown, Shawn Moore, Ray Savage
A31 Notre Dame #2 N1 L 13 36
(Kickoff Classic)
S9 Penn State #12 A W 14 6
S16 Georgia Tech A W 17 10
S23 Duke H W 49 28
S30 William & Mary H W 24 12
O7 Clemson #15 A L 20 34
O14 North Carolina H W 50 17
O21 Wake Forest H W 47 28
O28 Louisville H W 16 15
N4 #24 N.C. State #18 A W 20 9
N11#18 Virginia Tech H W 32 25
N18#16 Maryland A W 48 21
J1 #15 Illinois #11 N2 L 21 31
(Florida Citrus Bowl)

N1, East Rutherford, N.J.; N2, Orlando, Fla.

Note: Virginia ranked No. 18 in final AP poll.

1990 (8-4; 5-2 ACC, T-2nd)

Coach: George Welsh
Captains: Ron Carey, Joe Hall, Shawn Moore
S1 #15 Kansas A W 59 10
S8 #14 Clemson #9 H W 20 7
S15#11 Navy H W 56 14
S22#10 Duke A W 59 0
S29 #7 William & Mary H W 63 35
O13 #2 N.C. State H W 31 0
O20 #1 Wake Forest A W 49 14
N3 #1 Georgia Tech #16 H L 38 41
N10 #9 North Carolina A W 24 10
N17 #8 Maryland H L 30 35
N24#17 Virginia Tech A L 13 38
J1 Tennessee #10 N L 22 23
(Sugar Bowl-New Orleans, La.)

Note: Virginia ranked No. 23 in final AP poll.

1991 (8-3-1; 4-2-1, 4th)

Coach: George Welsh
Captains: Matt Blundin, Tyrone Lewis, Don Reynolds, Ray Roberts
S7 Maryland A L 6 17
S14 Navy H W 17 10
S19 Georgia Tech A L 21 24
S28 Duke H W 34 3
O5 Kansas H W 31 19
O12 Clemson #18 A T 20 20
O19 North Carolina H W 14 9
O26 Wake Forest H W 48 7
N2 VMI H W 42 0
N9 #24 N.C. State #18 A W 42 10
N23#20 Virginia Tech H W 38 0
D29#19 Oklahoma #20 N L 14 48
(Gator Bowl - Jacksonville, Fla.)

1992 (7-4-0; 4-4 ACC, T-4th)

Coach: George Welsh
Captains: Terry Kirby, Chris Slade, Gary Steele
S5 #25 Maryland H W 28 15
S12#23 Navy A W 53 0
S19#20 Georgia Tech #22 H W 55 24
S26#14 Duke A W 55 28
O3 #14 Wake Forest A W 31 17
O10#10 Clemson #25 H L 28 29
O17#17 North Carolina A L 7 27
O24#24 William & Mary H W 33 7
O31#23 Florida State #6 H L 3 13
N7 N.C. State #17 H L 7 31
N21 Virginia Tech A W 41 38

1993 (7-5-0; 5-3 ACC, T-3rd)

Coach: George Welsh
Captains: Mark Dixon, Keith Lyle, Greg McClellan, Jerrod Washington
S4 Maryland A W 43 29
S11 Navy H W 38 0
S16#25 Georgia Tech A W 35 14
S25#22 Duke H W 35 0
O2 #21 Ohio H W 41 7
O16#15 Florida State #1 A L 14 40
O23#21 North Carolina #12 H W 17 10
O30#16 N.C. State A L 29 34
N6 #21 Wake Forest H W 21 9
N13#18 Clemson A L 14 23
N20#23 Virginia Tech #25 H L 17 20
J1 Boston College #15 N L 13 31
(Carquest Bowl - Miami, Fla.)

1994 (9-3-0; 5-3 ACC, T-3rd)

Independence Bowl Champions
Coach: George Welsh
Captains: Mike Frederick, Randy Neal, Charles Way
S3 Florida State #3 A L 17 41
S10 Navy A W 47 10
S17 Clemson H W 9 6
O1 William & Mary H W 37 3
O8 Wake Forest A W 42 6
O15 Georgia Tech A W 24 7
O22#25 North Carolina #15 H W 34 10
N5 #13 Duke #23 A L 25 28
N12#21 Maryland H W 46 21
N19#16 Virginia Tech #14 A W 42 23
N25#13 N.C. State H L 27 30
D28#18 Texas Christian N W 20 10
(Independence Bowl - Shreveport, La.)

Note: Virginia ranked No. 15 in final AP poll.



Virginia's 33-28 victory over then-No. 2 Florida State in 1995 handed the Seminoles their first-ever ACC setback, snapping a 29-game winning streak in league play. On the game's final play, from the Virginia 6-yard line, Florida State tailback Warrick Dunn took a direct snap from center out of the shotgun and ran a slalom through defenders until he was inside the one. But he lost the ball short of the goal line as he was tackled by Virginia defensive backs Adrian Burnim and Anthony Poindexter and time expired.

1995 (9-4-0; 7-1 ACC, T-1st)
 ACC Co-Champions & Peach Bowl Champions
Coach: George Welsh
Captains: Jason Augustino, Mike Groh, Skeet Jones

A26#17 Michigan #14	A	L	17	18
(Pigskin Classic)				
S2 #17 William & Mary	H	W	40	16
S9 #16 N.C. State #23	A	W	29	24
S16#16 Georgia Tech	H	W	41	14
S23#11 Clemson	A	W	22	3
S30#11 Wake Forest	H	W	35	17
O7 #9 North Carolina	A	L	17	22
O14#19 Duke	H	W	44	30
O21#14 Texas #16	A	L	16	17
N2 #24 Florida State #2	H	W	33	28
N11#14 Maryland	A	W	21	18
N18#13 Virginia Tech #20	H	L	29	36
D30#18 Georgia	N	W	34	27
(Peach Bowl - Atlanta, Ga.)				

Note: Virginia ranked No. 16 in final AP poll.

1996 (7-5; 5-3 ACC, 4th)
Coach: George Welsh
Captains: Tiki Barber, Todd White

S7 #23 Central Michigan	H	W	55	21
S14#22 Maryland	H	W	21	3
S21#20 Wake Forest	A	W	42	7
S28#19 Texas #13	H	W	37	13
O5 #12 Georgia Tech	A	L	7	13
O19#20 N.C. State	H	W	62	14
O26#20 Florida State #3	A	L	24	31
N2 #16 Duke	A	W	27	3
N9 #15 Clemson	H	L	16	24
N16#24 North Carolina #6	H	W	20	17
N29#20 Virginia Tech #17	A	L	9	26
D27 Miami (Fla.) #19	N	L	21	31
(Carquest Bowl - Miami, Fla.)				

1997 (7-4; 5-3 ACC, T-3rd)
Coach: George Welsh
Captains: Doug Karczewski, Anthony Poindexter

S4 Auburn #17	H	L	17	28
S13 Richmond	H	W	26	7
S27 North Carolina #5	A	L	20	48
O4 Wake Forest	H	W	21	13
O11 Clemson	A	W	21	7
O18 Duke	H	W	13	10
O25 Florida State #3	H	L	21	47
N1 Maryland	A	W	45	0
N8 Georgia Tech	H	W	35	31
N15 N.C. State	A	L	24	31
N29 Virginia Tech	H	W	34	20

1998 (9-3; 6-2 ACC, 3rd)
Coach: George Welsh
Captains: Aaron Brooks, Anthony Poindexter

S3 #16 Auburn #25	A	W	19	0
S12#12 Maryland	H	W	31	19
S19#10 Clemson	H	W	20	18
S26#11 Duke	A	W	24	0
O3 #10 San Jose State	H	W	52	14
O17 #7 Georgia Tech #25	A	L	38	41
O24#16 N.C. State	H	W	23	13
O31#15 Wake Forest	A	W	38	17
N7 #12 Florida State #6	A	L	14	45
N14#21 North Carolina	H	W	30	13
N28#16 Virginia Tech #20	A	W	36	32
D31#13 Georgia #19	N	L	33	35
(Peach Bowl - Atlanta, Ga.)				

Note: Virginia ranked No. 18 in final AP poll.

1999 (7-5; 5-3 ACC, T-2nd)
Coach: George Welsh
Captains: Travis Griffith, Thomas Jones, Noel LaMontagne, Byron Thweatt

S4 #23 North Carolina	A	W	20	17
S11#22 Clemson	A	L	14	33
S18 Wake Forest	H	W	35	7
S25 Brigham Young #17	A	W	45	40
O2 #24 Virginia Tech #8	H	L	7	31
O9 Duke (OT)	H	L	17	24
O16 N.C. State	A	W	47	26
O30 Florida State #1	H	L	10	35
N6 Georgia Tech #7	H	W	45	38
N13 Buffalo	H	W	50	21
N20 Maryland	A	W	34	30
D30 Illinois	N	L	21	63
(Micronpc.com Bowl)				
N-Miami/Ft. Lauderdale, Fla.				

2000 (6-6; 5-3 ACC, 3rd)
Coach: George Welsh
Captains: Brad Barnes, Yubrenal Isabelle, Byron Thweatt, Patrick Washington

S2 Brigham Young (OT)	H	L	35	38
S9 Richmond	H	W	34	6
S16 Duke	A	W	26	10
S23 Clemson #11	H	L	10	31
S30 Wake Forest	A	W	27	10
O7 Maryland	H	W	31	23
O21 Florida State #6	A	L	3	37
O28 North Carolina	H	W	17	6
N9 Georgia Tech #24	A	L	0	35
N18 N.C. State	H	W	24	17
N25 Virginia Tech #6	A	L	21	42
D24 Georgia #24	N	L	14	37
(O'ahu Bowl)				
N-Honolulu, Hawaii				

2001 (5-7; 3-5 ACC, T-7th)
Coach: Al Groh
Captains: Monsanto Pope, Evan Routzahn, Antwoine Womack

A25 Wisconsin #22	A	L	17	26
(Eddie Robinson Classic)				
S1 Richmond	H	W	17	16
S22 Clemson #19	A	W	26	24
S29 Duke	H	W	31	10
O6 Maryland #25	A	L	21	41
O13 North Carolina	A	L	24	30
O20 Florida State #21	H	L	7	43
O27 N.C. State	A	L	0	24
N3 Wake Forest	H	L	30	34
N10 Georgia Tech #20	H	W	39	38
N17 Virginia Tech #18	H	L	17	31
D1 Penn State	H	W	20	14

2002 (9-5; 6-2 ACC, T-2nd)
Continental Tire Bowl Champions
Coach: Al Groh
Captains: Angelo Crowell, Billy McMullen

A22 Colorado State	H	L	29	35
(Jim Thorpe Classic)				
A31 Florida State #5	A	L	19	40
S7 South Carolina #22	H	W	34	21
S21 Akron	H	W	48	29
S28 Wake Forest	A	W	38	34
O5 Duke	A	W	27	22
O12 Clemson	H	W	22	17
O19 North Carolina	H	W	37	27
O26 Georgia Tech	A	L	15	23
N9 Penn State #19	A	L	14	35
N16 N.C. State #20	H	W	14	9
N23 Maryland #18	H	W	48	13
N30 Virginia Tech #22	A	L	9	21
D28 West Virginia #15	N	W	48	22
(Continental Tire Bowl -Charlotte, N.C.)				

Note: Virginia ranked No. 22 in final AP poll.



Virginia's 14-13 win over then-No. 23 Florida State on Nov. 19, 2011 in Tallahassee proved to be historic for the Cavaliers as UVA became the first program in college football history to record road victories at Florida State and Miami in the same season - two programs that have brought eight combined National Championships to the Sunshine State. UVA also defeated the Miami Hurricanes, 28-21, at Sun Life Stadium earlier during the 2011 season on ESPN's Thursday Night Football.

2003 (8-5; 4-4 ACC, T-4th)

Continental Tire Bowl Champions

Coach: Al Groh

Captains: Almondo Curry, Matt Schaub

A30 #18 Duke	H	W	27	0
S6 #15 South Carolina	A	L	7	31
S13 Western Michigan	A	W	59	16
S27 Wake Forest	H	W	27	24
O4 North Carolina	A	W	38	13
O11#25 Clemson (OT)	A	L	27	30
O18 Florida State #7	H	L	14	19
O25 Troy	H	W	24	0
N1 N.C. State	A	L	37	51
N13 Maryland	A	L	17	27
N22 Georgia Tech	H	W	29	17
N29 Virginia Tech #21	H	W	35	21
D27 Pittsburgh	N	W	23	16

(Continental Tire Bowl -Charlotte, N.C.)

2004 (8-4; 5-3 ACC, T-3rd)

Coach: Al Groh

Captains: Elton Brown, Chris Canty, Jemaine Hardy, Heath Miller, Brennan Schmidt

S4 #15 Temple	A	W	44	14
S11#12 North Carolina	H	W	56	24
S18#12 Akron	H	W	51	0
S25#13 Syracuse	H	W	31	10
O7 #6 Clemson	H	W	30	10
O16#14 Florida State #7	A	L	3	36
O23#13 Duke	A	W	37	16
N6 #10 Maryland	H	W	16	0
N13#18 Miami (Fla.) #18	H	L	21	31
N20#16 Georgia Tech	A	W	30	10
N27#18 Virginia Tech #11	A	L	10	24
D27#18 Fresno State (OT)	N	L	34	37

(MPC Computers Bowl -Boise, Idaho)

Note: Virginia ranked No. 23 in final AP poll.

2005 (7-5; 3-5 ACC, 5th Coastal)

Music City Bowl Champions

Coach: Al Groh

Captains: Tony Franklin, Marques Hagans, Wali Lundy, Brennan Schmidt

S3 #25 Western Michigan	H	W	31	19
S17#25 Syracuse	A	W	27	24
S24#23 Duke	H	W	38	7
O1 #19 Maryland	A	L	33	45
O8 Boston College #18	A	L	17	28
O15 Florida State #4	H	W	26	21
O22#23 North Carolina	A	L	5	7
N5 Temple	H	W	51	3
N12 Georgia Tech #24	H	W	27	17
N19 Virginia Tech #7	H	L	14	52
N26 Miami (Fla.) #10	A	L	17	25
D30 Minnesota	N	W	34	31

(Music City Bowl -Nashville, Tenn.)

2006 (5-7, 4-4 ACC, 3rd Coastal)

Coach: Al Groh

Captains: Marcus Hamilton, Chris Long, Christian Olsen, Deyon Williams

S2 Pittsburgh	A	L	13	38
S9 Wyoming (OT)	H	W	13	12
S16 Western Michigan	H	L	10	17
S21 Georgia Tech	A	L	7	24
S30 Duke	A	W	37	0
O7 East Carolina	A	L	21	31
O14 Maryland	H	L	26	28
O19 North Carolina	H	W	23	0
O28 N.C. State	H	W	14	7
N4 Florida State	A	L	0	33
N18 Miami (Fla.)	H	W	17	7
N25 Virginia Tech #17	A	L	0	17

2007 (9-4, 6-2 ACC, 2nd Coastal)

Coach: Al Groh

Captains: Branden Albert, Chris Long, Tom Santi

S1 Wyoming	A	L	3	23
S8 Duke	H	W	24	13
S15 North Carolina	A	W	22	20
S22 Georgia Tech	H	W	28	23
S29 Pittsburgh	H	W	44	14
O6 Middle Tennessee	A	W	23	21
O13 Connecticut	H	W	17	16
O20 Maryland	A	W	18	17
O27#21 N.C. State	A	L	24	29
N3 Wake Forest #21	H	W	17	16
N10#23 Miami (Fla.)	A	W	48	0
N24#16 Virginia Tech #8	H	L	21	33
J1 #21 Texas Tech	N	L	28	31

(Gator Bowl -Jacksonville, Fla.)

2008 (5-7, 3-5 ACC, 5th Coastal)

Coach: Al Groh

Captains: Vic Hall, Cedric Peerman, John Phillips, Clint Sintim

A30 Southern California #3H	L	7	52	
S6 Richmond	H	W	16	0
S13 Connecticut	A	L	10	45
S27 Duke	A	L	3	31
O4 Maryland	H	W	31	0
O11 East Carolina	H	W	35	20
O18 No. Carolina (OT) #18	H	W	16	13
O25 Georgia Tech #21	A	W	24	17
N1 Miami (OT)	H	L	17	24
N8 Wake Forest	A	L	17	28
N22 Clemson	H	L	3	13
N29 Virginia Tech	A	L	14	17

2009 (3-9, 2-6 ACC, 6th Coastal)

Coach: Al Groh

Captains: Will Barker, Denzel Burrell, Aaron Clark, Vic Hall

S5 William & Mary	H	L	14	26
S12 TCU #16	H	L	14	30
S19 Southern Miss	A	L	34	37
O3 North Carolina	A	W	16	3
O10 Indiana	H	W	47	7
O17 Maryland	A	W	20	9
O24 Georgia Tech #11	H	L	9	34
O31 Duke	H	L	17	28
N7 Miami #16	A	L	17	52
N14 Boston College	H	L	10	14
N21 Clemson #18	A	L	21	34
N28 Virginia Tech #14	H	L	13	42

2010 (4-8, 1-7 ACC, T6th Coastal)

Coach: Mike London

Captains: John-Kevin Dolce, Ras-I Dowling, Nick Jenkins, Joe Torchia, Marc Verica

S4 Richmond	H	W	34	13
S11 Southern California #16A	L	14	17	
S25 VMI	H	W	48	7
O2 Florida State	H	L	14	34
O9 Georgia Tech	A	L	21	33
O16 North Carolina	H	L	10	44
O23 Eastern Michigan	H	W	48	21
O30 Miami (Fla.) #22	H	W	24	19
N6 Duke	A	L	48	55
N13 Maryland	H	L	23	42
N20 Boston College	A	L	13	17
N27 Virginia Tech #13	A	L	7	37

VIRGINIA

2011 (8-5, 5-3 ACC, T2nd Coastal)

Coach: Mike London
Captains: Nick Jenkins, Perry Jones, Rodney McLeod, Matt Snyder

S3	William & Mary	H	W	40	3
S10	Indiana	A	W	34	31
S17	North Carolina	A	L	17	28
S24	Southern Miss	H	L	24	30
O1	Idaho (OT)	H	W	21	20
O15	Georgia Tech #12	H	W	24	21
O22	NC State	H	L	14	28
O27	Miami (Fla.)	A	W	28	21
N5	Maryland	A	W	31	13
N12	Duke	H	W	31	21
N19	Florida State #23	A	W	14	13
N26#24	Virginia Tech #6	H	L	0	38
D31	Auburn	N	L	24	43

(Chick-fil-A Bowl - Atlanta, Ga.)

2012 (4-8, 2-6 ACC, 6th Coastal)

Coach: Mike London
Captains: Oday Aboushi, Steve Greer, Will Hill, Perry Jones, La'Roy Reynolds

S1	Richmond	H	W	43	19
S8	Penn State	H	W	17	16
S15	Georgia Tech	A	L	20	56
S22	TCU #17	A	L	7	27
S29	Louisiana Tech	H	L	38	44
O6	Duke	A	L	17	42
O13	Maryland	H	L	20	27
O20	Wake Forest	H	L	10	16
N3	NC State	A	W	33	6
N10	Miami (Fla.)	H	W	41	40
N15	North Carolina	H	L	13	37
N24	Virginia Tech	A	L	14	17

2013 (2-10, 0-8 ACC, 7th Coastal)

Coach: Mike London
Captains: Luke Bowanko, Jake Snyder, Rijo Walker

A31	Brigham Young	H	W	19	16
S7	Oregon #2	H	L	10	59
S21	VMI	H	W	49	0
S28	Pittsburgh	A	L	3	14
O5	Ball State	H	L	27	48
O12	Maryland	A	L	26	27
O19	Duke	H	L	22	35
O26	Georgia Tech	H	L	25	35
N2	Clemson #9	H	L	10	59
N9	North Carolina	A	L	14	45
N23	Miami (Fla.)	A	L	26	45
N30	Virginia Tech	H	L	6	16

2014 (5-7, 3-5 ACC, T7th Coastal)

Coach: Mike London
Captains: Henry Coley, Anthony Harris, Greyson Lambert, Kevin Parks, Alec Vozenilek

A30	UCLA #7	H	L	20	28
S6	Richmond	H	W	45	13
S13	Louisville #21	H	W	23	21
S20	Brigham Young #21	A	L	33	41
S27	Kent State	H	W	45	13
O4	Pittsburgh	H	W	24	19
O18	Duke	A	L	13	20
O25	North Carolina	H	L	27	28
N1	Georgia Tech	A	L	10	35
N8	Florida State #2	A	L	20	34
N22	Miami (Fla.)	H	W	30	13
N28	Virginia Tech	A	L	20	24

2015 (4-8, 3-5 ACC, 6th Coastal)

Coach: Mike London
Captains: Ross Burbank, Vince Croce, David Dean, Canaan Severin

S5	UCLA #13	A	L	16	34
S12	Notre Dame #9	H	L	27	34
S19	William & Mary	H	W	35	29
S25	Boise State	H	L	14	56
O10	Pittsburgh	A	L	19	26
O17	Syracuse (30T)	H	W	44	38
O24	North Carolina	A	L	13	26
O31	Georgia Tech	H	W	27	21
N7	Miami (Fla.)	A	L	21	27
N14	Louisville	A	L	31	38
N21	Duke	H	W	42	34
N28	Virginia Tech	H	L	20	23

2016 (2-10, 1-7 ACC, 6th Coastal)

Coach: Bronco Mendenhall
Captains: Micah Kiser, Jackson Matteo, Donte Wilkins

S3	Richmond	H	L	20	37
S10	Oregon #24	A	L	26	44
S17	UConn	A	L	10	13
S24	Central Michigan	H	W	49	35
O1	Duke	A	W	34	20
O15	Pittsburgh	H	L	31	45
O22	North Carolina #22	H	L	14	35
O29	Louisville #5	H	L	25	32
N5	Wake Forest	A	L	20	27
N12	Miami (Fla.)	H	L	14	34
N19	Georgia Tech	A	L	17	31
N26	Virginia Tech	A	L	10	52

2017 (6-7, 3-5 ACC, T4th Coastal)

Coach: Bronco Mendenhall
Captains: Kurt Benkert, Quin Blanding, Micah Kiser

S2	William & Mary	H	W	28	10
S9	Indiana	H	L	17	34
S16	UConn	H	W	38	18
S22	Boise State	A	W	42	23
O7	Duke	H	W	28	21
O14	North Carolina	A	W	20	14
O21	Boston College	H	L	10	41
O28	Pittsburgh	A	L	14	31
N4	Georgia Tech	H	W	40	36
N11	Louisville	A	L	21	38
N18	Miami (Fla.) #2	A	L	28	44
N24	Virginia Tech #24	H	L	0	10
D28	Navy	A	L	7	49

(Military Bowl - Annapolis, Md.)

2018 (8-5, 4-4 ACC, T3rd Coastal)

Coach: Bronco Mendenhall
Captains: Jordan Ellis, Chris Peace, Olamide Zaccheaus

S1	Richmond	H	W	42	13
S8	Indiana	A	L	16	20
S15	Ohio	NA	W	45	31
S22	Louisville	H	W	27	3
S29	NC State	A	L	21	35
O13	Miami (Fla.) #16	H	W	16	13
O20	Duke	A	W	28	14
O27	North Carolina	H	W	31	21
N2 #23	Pittsburgh	H	L	13	23
N10	Liberty	H	W	45	24
N17	Georgia Tech (OT)	A	L	27	30
N23	Virginia Tech (OT)	A	L	31	34
D29	South Carolina	N	W	28	0

(Belk Bowl - Charlotte, N.C.)

2019 (9-5, 6-2 ACC, 1st Coastal)

Coach: Bronco Mendenhall
Captains: Bryce Hall, Jordan Mack, Bryce Perkins

A31	Pittsburgh	A	W	30	14
S6	William & Mary	H	W	52	17
S14#25	Florida State	H	W	31	24
S21#21	Old Dominion	H	W	28	17
S28#18	Notre Dame #10	A	L	20	35
O11#20	Miami (Fla.)	A	L	9	17
O19	Duke	H	W	48	14
O26	Louisville	A	L	21	28
N2	North Carolina	A	W	38	31
N9	Georgia Tech	H	W	33	28
N23	Liberty	H	W	55	27
N29	Virginia Tech #23	H	W	39	30
D7 #22	Clemson #3	N	L	17	62

(ACC Championship Game - Charlotte, N.C.)

D30	Florida #6	N	L	28	36
-----	------------	---	---	----	----

(Orange Bowl - Miami Gardens, Fla.)

2020 (5-5, 4-5 ACC, 9th)

Coach: Bronco Mendenhall
Captains: Brennan Armstrong, Richard Burney, Terrell Jana, Charles Snowden

S26	Duke	H	W	38	20
O3	Clemson #1	A	L	23	41
O10	NC State	H	L	21	38
O17	Wake Forest	A	L	23	40
O24	Miami #11	A	L	14	19
O31	North Carolina #15	H	W	44	41
N14	Louisville	H	W	31	17
N21	Abilene Christian	H	W	55	15
D5	Boston College	H	W	43	32
D12	Virginia Tech	A	L	15	33

Key

• H-home A-away N-neutral

• Ranking before opponent is Virginia in AP poll.

• Ranking after opponent is opponent's in AP poll.



THE COACHING LINE

SEASONS	COACH (Alma Mater)	SEASONS	WON	LOST	TIED	PCT.
2016-pres.	Bronco Mendenhall (Oregon State '88)	5	30	32	0	.484
2010-15	Mike London (Richmond '83)	6	27	46	0	.370
2001-09	Al Groh (Virginia '67)	9	59	53	0	.528
1982-2000	George Welsh (Navy '56)	19	134	86	3	.608
1976-81	Dick Bestwick (North Carolina '52)	6	16	49	1	.246
1974-75	Sonny Randle (Virginia '59)	2	5	17	0	.227
1971-73	Don Lawrence (Notre Dame '59)	3	11	22	0	.333
1965-70	George Blackburn (Findlay '37)	6	29	32	0	.475
1961-64	Bill Elias (Maryland '48)	4	16	23	1	.413
1958-60	Dick Voris (San Jose State '48)	3	1	29	0	.033
1956-57	Ben Martin (Navy '45)	2	7	12	1	.375
1953-55	Ned McDonald (Texas '40)	3	5	23	0	.179
1946-52	Art Guepe (Marquette '37)	7	47	17	2	.727
1937-45	Frank Murray (Tufts '08)	9	41	34	5	.544
1934-36	Gus Tebell (Wisconsin '23)	3	6	18	4	.286
1931-33	Fred Dawson (Princeton '10)	3	8	17	4	.345
1929-30	Earl Abell (Colgate '16)	2	8	9	2	.474
1923-28	Earle "Greasy" Neale (W.Va. Wesleyan '15)	6	28	22	5	.555
1922	Thomas Campbell (Harvard '12)	1	4	4	1	.500
1913, 1920-21	Rice Warren (Virginia '05)	3	17	7	2	.692
1919	Harris Coleman (Virginia '16)	1	2	5	2	.333
1917-18	No Varsity Schedule	—	—	—	—	—
1916	Peyton Evans (Virginia '15)	1	4	5	0	.444
1915	Harry Varner (Virginia '11)	1	8	1	0	.889
1914	Joseph Wood (Virginia '14)	1	8	1	0	.889
1912	John "Speed" Elliott (Virginia '09)	1	6	3	0	.667
1911	Kemper Yancey (Virginia '09)	1	8	2	0	.800
1910	Charles Crawford (Virginia '08)	1	6	2	0	.750
1909	John Neff (Virginia '08)	1	7	1	0	.875
1908	Merritt Cooke, Jr. (Virginia '06)	1	7	0	1	.938
1907	Hammond Johnson (Virginia '07)	1	6	3	1	.650
1905-06	William Cole (Michigan '03)	2	12	6	2	.650
1904	Foster Sanford (Yale '95)	1	6	3	0	.667
1903	Gresham Poe (Princeton '02)	1	7	2	1	.750
1902	John deSaulles (Yale '99)	1	8	1	1	.850
1901	Wesley Abbott (Yale '99)	1	8	2	0	.800
1899-1900	Archie Hoxton (Virginia '96)	2	11	5	3	.658
1898	Joseph Massie (Virginia '93)	1	6	5	0	.546
1896-97	Martin Bergen (Princeton '92)	2	13	4	3	.725
1895	Harry Mackey (Pennsylvania '93)	1	9	2	0	.818
1893-94	John Poe (Princeton '95)	2	16	5	0	.762
1892	Unknown *	1	3	2	1	.583
1891	Unknown *	1	2	1	2	.600
1890	Unknown *	1	5	2	0	.714
1889	Unknown *	1	4	2	0	.667
1888	Unknown *	1	2	1	0	.667
		131	673	618	48	.519

*Team was probably coached by captains and student managers



George Welsh, a College Football Hall of Famer, is Virginia's winningest coach with 134 victories.



Perry Jones rushed for 149 yards on 18 carries in UVA's 2011 Homecomings victory over previously undefeated and then-No. 12 Georgia Tech.

VIRGINIA HOMECOMINGS GAME RESULTS


Overall Record: 48-45-2 (.516)

Year	Date	Opponent	Result	Year	Date	Opponent	Result	Year	Date	Opponent	Result
1923	11/17	Virginia Tech	L, 3-6	1956	10/6	Wake Forest	W, 7-6	1989	10/28	Louisville	W, 16-15
1924	11/8	Georgia	L, 0-7	1957	10/12	Clemson	L, 6-20	1990	11/3	Georgia Tech	L, 38-41
1925	11/14	Virginia Tech	W, 10-0	1958	10/4	N.C. State	L, 14-26	1991	10/5	Kansas	W, 31-19
1926	11/6	Wash. & Lee	W, 30-6	1959	10/24	Vanderbilt	L, 0-33	1992	10/24	William & Mary	W, 33-7
1927	11/5	Virginia Tech	W, 7-0	1960	10/29	Wake Forest	L, 20-28	1993	10/2	Ohio University	W, 41-7
1928	11/3	Wash. & Lee	W, 20-13	1961	10/7	N.C. State	L, 14-21	1994	10/1	William & Mary	W, 37-3
1929	11/16	Virginia Tech	L, 12-32	1962	10/20	Wake Forest	W, 14-12	1995	9/30	Wake Forest	W, 35-17
1930	11/15	Wash. & Lee	W, 20-7	1963	10/19	S. Carolina	T, 10-10	1996	9/28	Texas	W, 37-13
1931	10/15	VMI	L, 3-18	1964	10/24	N.C. State	L, 15-24	1997	10/4	Wake Forest	W, 21-13
1932	11/5	Wash. & Lee	L, 0-7	1965	10/30	N.C. State	L, 0-13	1998	10/3	San Jose State	W, 52-14
1933	10/28	VMI	L, 12-13	1966	10/15	VMI	W, 38-27	1999	9/18	Wake Forest	W, 35-7
1934	11/10	Wash. & Lee	L, 0-20	1967	10/14	Duke	L, 6-13	2000	9/23	Clemson	L, 10-31
1935	10/26	VMI	T, 0-0	1968	10/5	Davidson	W, 41-14	2001	9/29	Duke	W, 31-10
1936	10/24	Wash. & Lee	L, 0-13	1969	9/27	Duke	W, 10-0	2002	9/21	Akron	W, 48-29
1937	10/23	VMI	L, 7-26	1970	10/3	Wake Forest	L, 7-27	2003	10/25	Troy	W, 24-0
1938	10/1	Wash. & Lee	W, 13-0	1971	9/25	Duke	L, 0-28	2004	9/18	Akron	W, 51-0
1939	10/14	Maryland	W, 12-7	1972	10/28	Maryland	L, 23-24	2005	9/24	Duke	W, 38-7
1940	10/19	VMI	L, 0-7	1973	10/6	Vanderbilt	L, 22-39	2006	9/16	Western Michigan	L, 10-17
1941	11/8	Wash. & Lee	W, 27-7	1974	10/12	N.C. State	L, 21-22	2007	10/13	Connecticut	W, 17-16
1942	No Homecoming Game			1975	11/8	East Carolina	L, 10-61	2008	10/11	East Carolina	W, 35-20
1943	10/9	Richmond	L, 7-16	1976	9/25	Duke	L, 6-21	2009	10/10	Indiana	W, 47-7
1944	No Homecoming Game			1977	9/24	Duke	L, 7-31	2010	10/16	North Carolina	L, 10-44
1945	11/10	Richmond	W, 45-0	1978	9/16	Navy	L, 0-32	2011	10/15	Georgia Tech	W, 24-21
1946	10/12	VMI	W, 19-8	1979	9/29	Duke	W, 30-12	2012	10/13	Maryland	L, 20-27
1947	10/11	Harvard	W, 47-0	1980	10/11	Clemson	L, 24-27	2013	10/26	Georgia Tech	L, 25-35
1948	10/23	VMI	W, 26-14	1981	10/24	Wake Forest	L, 21-24	2014	10/25	North Carolina	L, 27-28
1949	10/15	Wash. & Lee	W, 27-7	1982	10/23	Wake Forest	W, 34-27	2015	10/31	Georgia Tech	W, 27-21
1950	10/21	VMI	W, 26-13	1983	11/12	North Carolina	W, 17-14	2016	10/15	Pittsburgh	L, 31-45
1951	10/20	VMI	W, 34-14	1984	10/20	Wake Forest	W, 28-9	2017	10/21	Boston College	L, 10-41
1952	10/25	Duke	L, 7-21	1985	9/28	Navy	L, 13-17	2018	10/13	Miami (Fla.)	W, 16-13
1953	10/17	VMI	L, 6-21	1986	11/1	William & Mary	L, 37-41	2019	11/9	Georgia Tech	W, 33-28
1954	10/16	VMI	W, 21-0	1987	9/26	Duke	W, 42-17	2020	No Homecoming Game		
1955	10/15	VMI	L, 13-20	1988	10/8	Clemson	L, 7-10				



ALL-TIME LETTERMEN

Following is a list of all 2,240 individuals who have been awarded the Virginia monogram for at least one season. Each year listed is the season the person earned a varsity letter. Players returning for the 2021 season are listed in **Bold**. Captains, managers and service awards are indicated by parentheses.




DUANE ASHMAN
A four-year letterman from 1993-96, defensive end Duane Ashman is tied for sixth in school history with 23 quarterback sacks.

- A**
- Abbott, Lawrence W.1940-41
 - Abbott, William R.1890
 - Aben, Joseph G.1992-94
 - Abrams, C. Michael1999-00-01
 - Abramson, Milton G.1932-33
 - Aboushi, Oday (Capt.)2010-11-12
 - Acree, John W. (Capt.)1936-37-38
 - Adams, Jenna D. (Mgr.)2000
 - Agee, Anthony W.1994-95
 - Ahern, Josh2020**
 - Ahner, W.H.1924-25-26
 - Ahunamba, Michael2011
 - Aiken, Daniel L.2007-08-09-10
 - Ainslie, George A.1890
 - Albert, Brandon B. (Capt.)2005-06-07
 - Albert, Larry1970-71
 - Aldrich, Robert B.1940
 - Alexander, Donald1951-52-53
 - Allanson, Scott L.1995
 - Allen, Demetrius C. "Pete"1992-93-94-95
 - Allen, George, Jr.1972-73
 - Allen, Jeffrey1987-88
 - Alonzo, Mandy2017-18-19-20**
 - Alvarez, Al1976-77-78
 - Alvarez, Caesar L.1975-76-77-78
 - Alvarez, Hector R. Jr. (Mgr.)1996-97
 - Alvarez, Pablo2013
 - Alznauer, Alfred G.1962
 - Ambrose, Dick (Capt.)1972-73-74
 - Amos, D'Angelo2020
 - Anderson, Daymon W.1990-91-92
 - Anderson, Edward C.1914-15
 - Anderson, G. W.1914-15
 - Anderson, Jeffrey R.1966-67-68
 - Anderson, Joseph R.J.1888
 - Anderson, Kelvin M.1977-78-79
 - Anderson, Maurice A.1996-97-98-99
 - Anderson, Ottawa2001-02-03-05
 - Anderson, Stuart N.1978-79-80-81
 - Andrews, Edward B.1933-34
 - Andrews, Dennis1960-61-62
 - Angle, Clarence E.1962-63
 - Annis, James J. (Mgr.)1992-93-94
 - Anthony, Enzo2019
 - Appleby, Antonio D.2005-06-07-08
 - Appletfield, Marcus2018
 - Archer, W.W. (Mgr.)1952-53
 - Armstrong, Brennan (Capt.)2020**
 - Arnall, Bruce P.1977
 - Arnette, Gene (Capt.)1967-68
 - Arnold, G. B.1922-23
 - Asher, Oliver1987

- Ashman, Duane A.1993-94-95-96
- Ashwell, James1951
- Ashwari, Adeb2020**
- Atkins, Lamont2017-18-19
- Augustino, Jason W. (Capt.)1993-94-95
- Ausberry, Marshall L.2005
- Austin, Randolph I.1991
- Austin, Vernon C.1928
- Azelby, Robert (Mgr.)1986-87-88-89

- B**
- Baber, William F.1997-98-99-00
 - Bachman, Nathan L.1902
 - Bailey, Bruce1946-47
 - Bailey, Kevin T.2000-01-02-03
 - Bailey, Rives1953-54-55
 - Baker, Daniel A. (Mgr.)1985
 - Baker, Jaylon2019-20**
 - Bakhtiar, James A. (Capt.)1955-56-57
 - Baldwin, G.W. E.1923
 - Balezantis, Mark1984-85
 - Ballard, Wayne1959-60
 - Banbury, John R., Jr.1975-77
 - Banks, J.B. (Mgr.)1919
 - Banks, William S.1935
 - Barber, J. O. "Ronde"1994-95-96
 - Barber, A. K. "Tiki" (Capt.)1994-95-96
 - Barbour, Stuart A., Jr.1945-46-47-48
 - Barger, John1958-59
 - Barile, Carl1972-73
 - Barker, Edwin1962
 - Barker, R. A.1914
 - Barker, William S. (Capt.)2006-07-08-09
 - Barkley, Rufus C.1948-49-50-51
 - Barnes, K. Bradley (Capt.)1999-00
 - Barrol, Lewis (Mgr.)1950
 - Barron, Anne Elizabeth (Mgr.)1996
 - Barry, James E.1905
 - Barthelmes, Brian2002-03-04-05
 - Bass, Spencer1903
 - Battle, Devon L.2001
 - Battle, LoVante'2010-11-12
 - Battle, Mike1984-85-86-87
 - Bauda, Russ1970
 - Bauman, Y. Hans1974-75-76-77
 - Baumann, Lawrence1946-47-48
 - Bawuah, A. Kofi1998-99
 - Bayliss, Bill (Mgr.)1971-72-73
 - Beam, George B.1974
 - Bear, James A., Jr.1941-42
 - Beattie, John1973
 - Beckett, J.H.1907
 - Bedesem, Richard W.2000-02-03-04
 - Belfield, Philip (Mgr.)1997-98-99
 - Belfield, Samuel S. (Mgr.)1994-95-96
 - Belic, Chuck1970-71-72
 - Bell, Andrew A.1991-92-93
 - Bell, Richard P. (Mgr.)1904
 - Benckenstein, John H.1926-27-28
 - Benet, W. Christie1900-01
 - Benkert, Kurt (Capt.)2016-17
 - Bennett, Michael1973
 - Berce, Robert W.1975
 - Berger, Spencer S.1932-33-34
 - Bergman, Carl (Mgr.)1936
 - Berkeley, Alfred R., Jr.1936-37
 - Berkeley, Norborne1914-15
 - Berry, Thomas1950-51-54
 - Berry, Thomas R.1982
 - Bessell, Edmund1947-49-50-51
 - Best, Ryan A.2005-06
 - Bethel, Carlisle A.1927
 - Beury, James1930
 - Bevan, Kenneth1943
 - Beveridge, James W.1938
 - Bickers, Duane1961-62-63
 - Billyk, Allen C.2006-07
 - Bingham, Robert W.1890
 - Bischoff, Bob1968-69-70
 - Bischoff, Ryan2018
 - Bissinger, Joe2019-20**
 - Bizousky, Franklin P.1980-81
 - Blackburn, James F.1969
 - Blackburn, John B.1969
 - Blackford, Staige D. (Capt.)1921-22-23
 - Blackman, Cole2016
 - Blackstock, Darryl2002-03-04
 - Bladel, Peter J.2007
 - Blaine, James G., Jr.1894
 - Blair, William Harrison (Mgr.)1888
 - Blakeley, Daniel L.1971-72-73
 - Blakey, R. K.1916-20
 - Blandford, Charlie1968-69-70

- Blanding, Derek N.1981
- Blanding, Quin (Capt.)2014-15-16-17
- Blaze, Blake2013
- Bloemers, Meindert (Mgr.)1990
- Blosser, R. Allen1981
- Blount, Joey2017-18-19-20**
- Blount, Tony1976-77-78-79
- Blundin, Matthew B. (Capt.)1989-90-91
- Board, Joe1959
- Bock, Joseph A.1979-80
- Bodison, Brian W.1985
- Bolling, Anthony1983-85
- Bond, David O. (Capt.)1982-83-84
- Bonney, William1951-54-55
- Booker, Ronald M.1980-81-82
- Boothe, M.L. (Mgr.)1930
- Borchers, Dennis1965-66-67
- Borsari, Chris E.1989-90
- Bosher, Percy1894
- Boucek, Heath2002
- Bowanko, Luke (Capt.)2011-12-13
- Bowden, C. H.1892-93
- Bowden, Robert J.1974-76-77
- Bowen, H. M.1908-09-10
- Bowers, Casey E. (Mgr.)2001-02-03
- Bowie, Kevin J.1975
- Bradley, Kevin2005
- Bradley, Landon2009-10-11
- Bradshaw, Zach2013-14-15-16
- Branble, William L.1925-27
- Brancati, Mike1976-78-79
- Branch, Nisha1998-99
- Brand, Richard W. (Capt.)1966-67-68
- Brandenburger, Mark A. (Mgr.)1990-91-93
- Bratt, Dave1970
- Bratton, Darius2017-18-20**
- Brathwaite, Chris2012-14
- Braun, G. P., Jr.1933
- Braverman, Todd H.1998-99
- Bressan, Bob1968-70-71
- Brewer, Connor2015-16
- Brewer, Ward W.1930-31-32
- Brice, William J.1993-94-95-96
- Bride, James C.1900
- Bridges, Bill1976-77
- Briggs, Jonow2019-20
- Brim, Demeitre2012-13
- Brindle, Christopher1985
- Brinkley, Stan1943
- Brissett, Dejon2019
- Britton, Trevor A.1995-96-97
- Broaddus, Carl1943
- Broadnax, Christopher2010
- Bronstom, Thomas H.1902



ELTON BROWN
Guard Elton Brown was a first-team All-American as a senior in 2004. He won the ACC's Jacobs Blocking Trophy in 2003 and 2004.

- Brooks, Aaron L. (Capt.)1996-97-98
- Brooks, Ahmad2003-04-05
- Brooks, Kevin1992-93-94-95
- Brookshire, Randal D.1981-82-83
- Brown, Andrew2015-16-17
- Brown, Chris1970-71-72
- Brown, David E.1989-90-91
- Brown, Elliott2017-18-20**
- Brown, Elton (Capt.)2001-02-03-04
- Brown, Gregory A.1978
- Brown, Kristie (Mgr.)1979
- Brown, J. D.1913-15
- Brown, Jamall2015

- Brown, Javaris2009
- Brown, Michael A.2005-06
- Brown, Philip2004
- Brown, Ray W.1944-45-46-47
- Brown, Roy E. (Capt.)1986-87-88-89
- Brown, Thompson2011
- Brown, W.1923
- Browning, Lee1975-76-77-78
- Browning, Skip1974-75-76-77
- Bryan, J. R.1888
- Bryan, Steve C.1966-67
- Bryan, T. (Mgr.)1905
- Bryant, Arthur H., Jr.1937-38
- Bryant, C. Edgar1940-41-42
- Bryant, Donald L.1986-87-88-89
- Bryant, Dre2019-20
- Bryant, Herbert1929-30-31
- Buchanan, Robert A.1966-67
- Buck, Harrison L. (Mgr.)1928
- Buczynski, Kenneth R.1994-95
- Budd, Michael L.1977-78-80-81
- Bullett, Marcus J.1996
- Bullington, R. M., Jr. (Mgr.)1922
- Bullock, Quannah1984-85
- Burbank, Ross (Capt.)2012-13-14-15
- Burd, Kristopher A.2008-09-10-11
- Burford, David G.1962
- Burge, W.Y.1921
- Burger, Raye A. (Capt.)1931-32-33
- Burkhalter, Susan E. (Mgr.)1977-78
- Burkley, Bob1970-71
- Burlington, George1894
- Burnett, Lucien D., Jr.1943-44
- Burnett, Ruscoe1920
- Burney, Richard (Capt.)2016-17-19-20
- Burnim, Adrian V.1995-97-98
- Burns, John1986
- Burns, Robert2013-14-15
- Burns, Thomas D.1991-92-93
- Burrell, Denzel L. (Capt.)2007-08-09
- Burton, John L.1952
- Butler, Bradley J., Jr.2003-04-05
- Butts, Evan2015-16-17-18
- Byers, Emmanuel L.2005-06
- Byrd, Derick L.1994-95-96
- Byrd, Julian M.1899
- Byrd, Victoria D. (Mgr.)2001
- Byrd, William E., Jr.1927-28-29-30
- Byrne, Jeb2014

- C**
- Cabbell, Robert L., IV2008-09-10
 - Cain, Isaac2009-10
 - Calamos, Jeff1967-68
 - Caldwell, T. D. (Mgr.)1932
 - Calfree, W. R.1909
 - Calhoun, J. C.1915
 - Call, Frank L., II (Capt.)1956-57-58
 - Call, Robert1979
 - Callinder, Rickey L.1980-81-82-83
 - Calloway, Anthony2016
 - Calvert, Robert A.1916
 - Cameron, George1929-30
 - Campbell, Braden2002
 - Campbell, Eldridge1922
 - Campbell, Jack1948
 - Canada, Maurice2012-13-14-15
 - Canale, Terry1959
 - Candler, James1957
 - Canevari, Robert1957-58
 - Cantrell, Wayne E.1945
 - Canty, Christopher L. (Capt.)2001-02-03-04
 - Caplinger, Adam2013
 - Caracciolo, Danny2020**
 - Carber, Ben2002
 - Cardenas, Luis David1985-86-87
 - Cardozo, Mosby G.1938-39-40
 - Cardwell, B. Winston (Capt.)1925-26-27-28
 - Cardwell, Vincent1933-34
 - Cardwell, Victor O.1982
 - Carey, Geoffrey1991
 - Carey, Ronald (Capt.)1987-88-89-90
 - Carlisle, Robert1958
 - Carney, Alonzo B.1897
 - Carnuche, Joe1988
 - Carrington, A.B.1916
 - Carrington, Edward (Capt.)1964-65-66
 - Carrington, Jim1968-69-70
 - Carrington, Richard A., Jr.1920-21-22
 - Carrington, R. W. (Mgr.)1910
 - Carroccio, Russell1951
 - Carroll, Linwood W., Jr.1981-84
 - Carter, Aubrey L. (Capt.)1911-12-13



CHRIS CANTY

Chris Canty lettered from 2001-04 and was a mainstay on UVA's bowl teams in 2002, 2003 and 2004. He was a captain in 2004.


Carter, Darnell.....	2010
Carter, Frederick D.....	1987-88
Carter, Jahmeer.....	2020
Carter, Richard T. (Mgr.).....	1967
Carter, Keenan.....	2004-05-06
Cates, Brawner B., III (Trainer).....	1966
Cascella, Robert Jr.....	1967
Cascarano, Sean.....	2010-12-13
Cash, D. Alvin.....	1956-57-58
Casler, DeWitt B. (Mgr.).....	1969
Catchings, Oliver W. (Capt.).....	1891-92
Cathey, Michael Ray.....	1988
Caulk, Kelly F.....	1985-87
Cecil, B.R. (Capt.).....	1908-09-10
Chalmers, Chayce.....	2020
Chamoun, Fady E.....	1997-98
Champlin, Tom.....	1976-77-78
Chapin, Scott H.....	1983-84-85
Chaplin, James P.....	1990
Chatman, Ryan (Mgr.).....	2003-04
Chester, Patrick L.....	1978-79-80-82
Childress, Daniel.....	2009
Childress, Ryan W.....	2000-01-02-03
Childrey, Thurston (Mgr.).....	2003-04-05-06
Childs, Darren J.....	2008-09
Chiles, John P.....	1964
Chisolm, William (Capt.).....	1950-51-52
Choice, William, Jr.....	1900
Choma, John G.....	1975-76-77
Christ, Tommy.....	2018-20
Christhilf, Mark H.....	1969
Christhilf, Stuart M.....	1961-62-63
Christian, Archer.....	1909
Chung, Julie (Mgr.).....	2005
Churchman, Charles J.....	1916-19
Cikra, Jeffrey.....	1973-74
Clardy, Carlton S., Jr.....	1977
Clark, Aaron J. (Capt.).....	2007-09
Clark, Henry (Mgr.).....	1950
Clark, John F.....	1920
Clark, William.....	1998-99-00-01
Clarke, William B.....	1954-55-56
Clary, Antonio.....	2019-20
Clay, Allen J.....	1943-44
Clay, Eric A.....	1985-86-87
Clements, Alan.....	1970
Clifton, Davian.....	1987
Close, Oscar Thomas.....	1927-28
Cocke, Paul Lee (Capt.).....	1896
Cockrell, Ewing.....	1894
Cockrill, A.....	1924-25
Coen, George W.....	1935
Cofer, Richard S., Jr. (Capt.).....	1943
Coffey, Kevin.....	1998-99-00
Coleman, Bryan.....	1976-77-78-79
Coleman, H. W. (Capt.).....	1913-14-15-16
Coleman, James.....	2015
Coleman, Lester.....	2017-18
Coleman, Robert M. (Capt.).....	1899-1900-01
Coleman, T.G.....	1915
Coles, George M.....	1931-32-33
Coley, Henry (Capt.).....	2011-12-13-14
Colleran, James.....	1973-74-75
Collier, Harris T. (Capt.).....	1896-97-98
Collins, Brad M.....	1990
Collins, Louis.....	1976-77-78-79
Collins, Nathaniel A.....	2006-07-08-09
Collins, Paul D.....	1987-88-89-90
Collins, Peter B.....	1992-93
Condon, William J.....	1930-31-32
Connair, Paul.....	1945

Conner, Andrews B., Jr.....	1935-36
Conner, Clyde R.....	1903
Conrath, Matthew F.....	2008-09-10-11
Constantine, Richard.....	1966-67-68
Conte, Nicholas.....	2015-16
Cook, Christopher O.....	2006-07-09
Cook, Kevin J.....	1986-87-88-89
Cook, Malcolm.....	2017-18
Cooke, Mark.....	1989-90
Cooke, Merritt, Jr. (Capt.).....	1903-04-05-06
Cooper, Anthony.....	2012
Cooper, Charles C.....	1941-42
Copeland, James.....	1964-65-66
Copeland, William.....	1973-74-75-76
Copper, Jon S.....	2005-06-07-08
Corley, Ralph A. III.....	1965
Cornachione, Mike.....	1972-73-74
Corney, Trent.....	2013-15
Corson, John J.....	1954-55-56
Costas, Stormy.....	1970-71
Council, Walter W. (Capt.).....	1902-03-04
Covington, Anthony L.....	1987-88-89-90
Covington, Jim.....	1952
Covington, Maurice D.....	2006-07-08
Cowley, Tanner.....	2016-17-18-19
Craft, Warren.....	2016-17
Craig, Irvin.....	1919
Craig, Ross W.....	1940-41
Crawford, Casey S.....	1996-97-98-99
Crawford, Kenneth.....	1999-00
Crawford, Charles B.....	1905-07
Creekmore, Thomas A.....	1913
Crenshaw, Francis.....	1940-41-42
Critchley, Craig A.....	1970-71-72
Croce, Vincent (Capt.).....	2014-15
Crocker, Joseph L.....	1993-94-95
Croft, Lawrence.....	1966-67
Cross, De Vante.....	2017-18-19-20
Crowell, Angelo D. (Capt.).....	1999-00-01-02
Crowell, Germane L.....	1995-96-97
Crum, William J.....	1940
Cuddy, Curtis Emory.....	1924-25-26
Cabbage, Michael.....	1969
Cunningham, Alexander.....	1890-91
Cunningham, Ian-Yates.....	2003-06-07
Cuzzo, Gary (Capt.).....	1960-61-62
Curry, Almondo A. (Capt.).....	2001-02-03
Curry, Bill A.....	1990-91-92-93
Custis, John (Mgr.).....	1999
Cutler, Robert C.....	1932-33
Cwalina, Timothy.....	2014

D

Dabney, H. Slayton (Mgr.).....	1996-97-98
Dabney, Virginius.....	1896-1900
D'Acunto, Matthew A.....	1998-99
Daggett, William W. (Capt.).....	1889-90
Dahlgren, J. Eric.....	1972-73-74
Dahlgren, John B.....	1951
Daingerfield, J. K.....	1907-09
Daly, Raymond.....	1983-84
Dandridge, Victor (Mgr.).....	1959
Daniel, Edward M.....	1902
Daniel, Travis G.....	1927
Darby, Donald W.....	1923-24
Darden, Ronald C.....	2005
Daugherty, G. (Mgr.).....	1929
Dausch, Andrew W.....	1991-92-93-94
Davenport, Henry B., III.....	1957
Davenport, Stephen R. (Capt.).....	1935-36-37
Davidson, Bertram.....	1922
Davis, Adrian A. (Mgr.).....	1994
Davis, Chuck.....	2018-19
Davis, Conner.....	2012-13-14
Davis, E.....	1895-96-97-98
Davis, Edgar P.....	1983-84-86
Davis, Harrison P., III.....	1971-72-73
Davis, James P., Jr.....	1971
Davis, John S., Jr.....	1921-22
Davis, Lavel, Jr.....	2020
Davis, Raymond W.....	1952
Davis, Richard J.....	1944
Davis, Robert E.....	1964-65-66
Davis, Roger.....	1964-65
Davis, Stephen M. (Mgr.).....	1993-94-95
Davis, Thierrien.....	2004
Davis, Tyrone.....	1991-92-93-94
Davis, William G.....	1969-70-71
Davis, William A.....	2002
Dawson, Jeffrey C. (Mgr.).....	2000
Day, Richard W.....	1928-29
Dean, David (Capt.).....	2013-14-15
Deane, Herbert D.....	1922
Debuskey, Merle.....	1943
DeButts, Richard F.....	1928
DeButts, William J.....	1929-30-31
DeGiorgi, John Albert.....	1985
Detrick, William A.....	1922-23

Deke, Scott M.....	2008
Delaney, Brian.....	2017-18-19-20
Delaney, Lindsay J.....	1980-81
de Laoreal, David.....	2002-03
Delk, David L.....	1990
Dempsey, Arnold.....	1958-59-60
Dempsey, Joel L.....	1985-86-87-88
Dennis, Bill.....	1972-73-74
Depenbrock, John F., Jr.....	1963-64
Derey, Walter L.....	1994-95-96
Detrick, Jared B.....	2007-08-10
Devine, Derek.....	2020
Devlin, Andrew C.....	2008
Dewease, Jake.....	2020
Dial, John M.....	1931-32-33
Dias, Jermaine E.....	2004-05-06-07
Dickerhoof, Greg.....	1970-71-72
Dickerson, Dale A.....	1971-72-73
Dickerson, James S.....	1946-47
Dickey, Erwin, Jr.....	1939-40
Dickey, Larry.....	1962
Diehl, John.....	1955
Diffey, A. Carter (Capt.).....	1923-24-25
Dingle, Antonio D.....	1995-96-97-98
Dinwiddie, Harry E.....	1936-37-38
Dismukes, Robert E. (Mgr.).....	1931
Dittman, Bradley D.....	1997
Dixon, Mark K. (Capt.).....	1990-91-92-93
Dixon, Tenyeh.....	2019
Dockins, Kyle.....	2013-14-15
Dodson, E. Griffith.....	1905-06
Dodson, E. Griffith, Jr.....	1934
Dolce, John-Kevin (Capt.).....	2008-09-10
Dollin, Jeremy.....	2013
Dombrowski, James (Capt.).....	1982-83-84-85
Donahue, Ian (Mgr.).....	1998-99-00
Donley, James T.....	1963-64-65
Donahue, Ian.....	1999
Donohue, Duncan E. (Mgr.).....	1995-96-97-98
Dooley, Derek V.....	1987-88-89-90
Dorsey, J. Mark, Jr.....	2002-03
Dotson, Demetrius J.....	1996-99-00
Doubet, Dennis.....	1971
Dougherty, Michael.....	1959
Doull, Ryan.....	2014-15
Dowe, Michael.....	1973-74-75
Dowling, Doni.....	2014-15-16-17
Dowling, Ras-I (Capt.).....	2007-08-09-10
Drewry, B. Leigh, Jr. (Mgr.).....	1977-78
Driver, James G.....	1910
Dubois, Hasise.....	2016-17-18-19
Duckett, John A.....	1998-00-01
Duda, John P. (Capt.).....	1944-45-46
Duda, Patrick.....	2009
Dudgeon, Henry M.....	1992
Dudley, Lee.....	2019
Dudley, Thomas E.....	1942-46
Dudley, William M. (Capt.).....	1939-40-41
Duenkel, Justin.....	2020



PERCY ELLSWORTH

Safety Percy Ellsworth led the team with six interceptions as a first-team All-American in 1995 as UVA claimed its second ACC title.

Duffalo, Rick.....	1972
Duffy, Terence J. (Capt.).....	1960-61-62
Dunn, C.Y.....	1929
Dunn, Joseph W.....	1919-20
Dunnagan, Darby J. (Mgr.).....	2001-02-03-04
Dunphy, Robert.....	1963-64-65
Duong, Vi Siu (Mgr.).....	2000
Durbin, Bradley.....	2002
Durham, Imhotep.....	2004

E


Early, Nathaniel B., Jr.....	1892-93
Echard, Thomas C.....	1930
Eck, Michael A.....	1982-83
Edgar, William J., Jr.....	1931-32
Edmonds, Gene H.....	1948
Edwards, Robert (Capt.).....	1958-59
Edwards, Thomas S.....	1937
Edwards, William C.....	1991-92-93
Egan, D. Cole.....	1980
Ekejiuba, Isaiah.....	2003-04
Elam, Robert A. (Mgr.).....	1987-88-89
Eldridge, David.....	2016
Elegbe, Akinwale O. "Wale".....	1996-97-98
Elekes, James.....	1953-54-55
Elliott, Carlton B.....	1947-48-49
Elliott, William, Jr.....	1891
Elliott, John S.....	1908-09
Ellis, Charles W.....	1944-45
Ellis, Daniel G.....	1999-00
Ellis, Jordan (Capt.).....	2016-17-18
Ellis, Justin M. (Mgr.).....	2000
Ellsworth, Percy D.....	1992-93-94-95
Elmer, James.....	1903
Elsom, T. Waverly, Jr.....	1898
Ely, Richard J.....	1936
English, Jack.....	2014-15-16-17
Epps, C.J.....	2018
Ereso, Glenn L. (Mgr.).....	1993-94-95
Estes, A.N.....	1897
Estes, Patrick.....	2001-02-03-04
Evans, Jerton P.....	1999-00-01-02
Evans, Peyton R.....	1914
Ewers, Steven W.....	1988

F

Fadden, Thomas.....	1973-74-75-76
Fagan, Shane (Mgr.).....	2002-03-04-05
Fahey, James T. (Capt.).....	1944
Fairbrothers, David L.....	2006
Fairshaw, Lloyd T.....	1991
Fannon, Francis H.....	1954-55
Farinholt, Bart.....	1980-81-82-83
Farrell, Bill.....	1970-71-72
Farrington, Mark.....	2002-03
Farrior, James A.....	1993-94-95-96
Fassio, Danny.....	1967-68-69
Faulconer, Hunter.....	1927-28-29
Faulconer, Hunter, Jr.....	1959
Faumui, Aaron.....	2018-19
Feagans, John.....	1959
Fears, Eric.....	1981-82-83
Fells-Danzer, Terence.....	2009-10-11
fenwick, Charles R.....	1920-22
Ferens, Joseph E.....	1969
Ferguson, D'Brickshaw.....	2002-03-04-05
Ferguson, Eric (Mgr.).....	1999
Ferguson, Kevin.....	1984-85-86
Ferrara, Albert E.....	1968
Ferris, Edward.....	1959-60
Fetsko, John D.....	1986-87
Fetsko, Michael E.....	1985-86-87
Field, Alexander M.....	2007-08
Fielder, Craig J.....	1986
Fields, Dennis L.....	1986
Fielser, Jake.....	2016-17-18
Fink, Joseph K.....	1926
Finkelston, Tim.....	1986-87-88-89
Finkelston, Tucker.....	2020
Finlay, Robert.....	1943
Finley, Edward.....	1910-11-12
Firesheets, Linda R. (Mgr.).....	1981-82
Fischer, Stanford S.....	1959-60-61
Fisher, Duane R.....	1998-99
Fisher, J. Nikki.....	1988-89-90-91
Fitch, Cameron.....	2013-14
Fitzgerald, Jeffrey L.....	2006-07
Fitzgerald, Harvie (Mgr.).....	1951-52
Fleming, Carl, Jr.....	1936-37
Flippin, Harrison F.....	1927-28
Flock, George A.....	1931
Floy, Donald E.....	1974-75-76
Floyd, Earle N. (Mgr.).....	1908
Fogg, Richard E.....	1959
Foley, Randy.....	1990-91
Ford, John.....	1984-86-87-88
Ford, Pat.....	1984
Ford, Thomas A.....	1950-51-52
Foreman, Tyree L.....	1999-00-01
Fortin, Matthew.....	2011-12-13
Foster, Henry P. Jr.....	1921-22-23
Foster, Joshua D. (Mgr.).....	1995-96-97-98-99
Fracker, Lee S.....	1959
Franklin, Anthony I. (Capt.).....	2003-04-05-06
Fray, Samuel B.....	1945-46
Frazier, William L.....	1981-82-83-84
Frederick, T. Michael (Capt.).....	1991-92-93-94
Freedman, Beth H. (Mgr.).....	1994-95-96



Freedman, Paul	2010-11-12
Freeman, Robert	1960-61-62
Frerotte, Albert G.	1938-39-40
Freshour, Michael L. (Mgr.)	1990-91
Friedberg, Samuel	1925-26
Frizzell, H. Lockwood (Capt.)	1946-47
Frost, Charles M.	1924
Fryberger, Philip K.	1933-34
Frye, Ian	2012-13-14-15
Fuller, F.L.	1891
Fuller, Jason L.	2008
Fuller, Robert P.	1941
Fulp, Kenneth B.	1974-75-76-77
Fulton, James J.	1896
Furst, Gerald	1950-51-52



SCOTT GARDNER

Scott Gardner led the ACC in passing and total offense in 1973 and 1975 and graduated as UVA's all-time passing leader.

G	
Gaalaas, Trygve L. (Mgr.)	1988
Gahm, Matt	2018-19-20
Gallop, Gregory	2013-14
Galloway, Christopher B.	1991
Gaffney, John F.	1986
Garcia, Rafael	1993-94-95-96
Gardner, Ross	2017
Gardner, Scott (Capt.)	1972-73-74-75
Gardner, Tyrus W.	2004-05-06
Garner, Kirk	2014-15-16-17
Garner, W. Glover	1952
Garr, William R. (Mgr.)	1991
Garren, Harold A.	1983-84-85
Garrett, A. Randolph	1934
Garnett, Alex Y. P.	1905
Garno, Edmund F.	1989-90-91
Garrett, E.E.	1889
Garriot, Richard	1965
Garth, William	1890-91
Gassert, Ronald E. (Capt.)	1959-60-61
Gathman, David B.	1994-95
Gatling, Herman D., Jr.	1952-54
Gay, Peter A.	1951-52
Gearhart, Paul T. (Mgr.)	1985
Gehr, Harry	1971-72
Gehring, Doug	1972
Gentry, Fenton A.	1931
George, Charles T. (Capt.)	1937-38-39
George, Woodruff, Jr.	1936-37-38
Gerczak, Brian K.	1991-92-93
Gerstle, Harry L.	1899
Geyer, Horace, Jr. (Capt.)	1908-09-10
Gianakos, Nicholas, C.	1938-39-40
Gianakos, John C.	1944-45
Gibson, Albert D. (Mgr.)	1996-97
Gibson, Kareem	2016
Gill, Bernard A., Jr.	1948-49
Gillette, James T.	1913-14
Gillette, James T., Jr. (Capt.)	1937-38-39
Gillette, R. Turnbull	1941-42
Gilmer, Thomas W. (Capt.)	1888
Glagola, Doug	1988
Glagola, Paul (Student Asst.)	1995
Glaser, Chris	2017-18-19-20
Gaspar, Derrick L.	1975-76-77-78
Gaspy, Byron R.	2005-06-07-08
Glassic, Thomas (Capt.)	1972-73-74-75
Glauber, Robert	1926
Gloth, William C. (Capt.)	1906-07-08
Glover, Jerry V.	1981-82
Godfrey, Gregory H.	1971-72
Goldberg, Boris S.	1947-48-49-50
Golden, Kenneth E.	1971

Gollinge, Paul J.	1988
Gomolak, Gary	1978-79
Gonyo, Jerry	1959
Gooch, Miles	2011-12-13-14
Gooch, Robert K.	1911-12-13-14
Gooch, Stapleton D.	1909
Gooch, Stapleton D., Jr.	1932
Gooch, William S.	1916
Goode, Darren A.	1981
Goodhue, J. Forrest	1911
Goodman, Bobby	1991-92
Goodman, Frank S.	1944
Goodwin, E. Howard	1939-41
Goodwin, W. C.	1916
Goodwyn, Benson L.	1988-89-90
Gorbett, Walter T.	1945-46
Gormley, William J.	1981
Gorham, Chris R.	2005-07
Gosney, Luther S.	1938
Goss, George T. H.	1971
Goss, Jon	2013
Gottschalk, Sean P.	2007
Gould, Christopher M.	2004-05-06-07
Gould, Kevin (Capt.)	1984-85-86
Graham, David (Capt.)	1957-61-62
Graham, Robert S.	1904-06
Granger, Gordon IV	1951-52
Grant, Nick	2017-18-19-20
Grant, Sharp	1910
Gravatt, John S. E.	1930-31
Gravatt, William M., Jr.	1939-40
Gravins, John J. III	1958
Gravins, Thomas	1957-58-59
Gray, Arthur P.	1966-67
Gray, Brian (Mgr.)	2007
Green, Donny J.	1997-98-00
Green, Jared P.	2008-09-10
Greene, J. David	1998-99-00-01
Greene, John M.	1962-63
Greenleaf, John J. (Mgr.)	1901
Greenway, Addison W.	1889-90-91
Greenway, John C.	1890
Greer, Steve (Capt.)	2009-10-11-12
Greggs, Durwin D.	1986-87-88-89
Grier, Andre	1976-78-79
Griese, Robert S.	1988-89-90
Griffin, Malcolm	1898-99
Griffin, Nash	2017-18-19-20
Griffith, C. Travis (Capt.)	1996-97-98-99
Griffith, Edmund B.	1981
Griggs, David W. (Capt.)	1985-86-87-88
Griggs, Thomas J.	1960-61-62
Griggs, William E., III	1981-82-83
Grimes, George	1942-46-47
Grinnell, David	1979
Griswold, William H.	1952
Grobe, Jim	1973-74
Groh, Albert, Jr.	1965
Groh, A. Michael, III (Capt.)	1994-95
Grover, Robert N.	1894-96
Gruber, Dave	1970




BYRON GLASPY

Byron Gaspy lettered from 2005-08 for the Cavaliers as a fixture in the Virginia secondary for head coach Al Groh.

Grywatch, Trevor	2011
Gulaskey, Joseph W., IV	1980-81-82
Gunby, John K. (Mgr.)	1916
Gunderman, Robert E.	1954-55
Gustafson, Robert E.	1969-70-71
Gut, Robert E.	1951-52-53
Guttman, Bernard	1943
Gwynn, Dallas E.	1962-63-64

H	
Hamblen, Lapsley	1948
Hackemer, Dean F.	1986
Hackworth, Dennis	1973-74-75
Hagan, Thomas J.	2002-03
Hagans, Marques T. (Capt.)	2002-03-04-05
Hager, J. F.	1916
Hagy, Jesse	1953-54-55
Haines, Innes C.	1937-38-39
Hairston, Eric	1987
Hale, Charles	1973-74-75
Hale, David A.	2004
Haley, Dennis	2003-04
Hall, Alexander	2004
Hall, Bryce (Capt.)	2016-17-18-19
Hall, David M.	1979-80
Hall, Joseph M. (Capt.)	1987-88-89-90
Hall, Mark	2014-15-16
Hall, Thomas S.	1920-21-22-23
Hall, Vicqual R. (Capt.)	2006-07-08-09
Hall, W.	1889
Hallett, Horace S.	1932-33-34
Hamilton, Frank L.	1959-60
Hamilton, Marcus C. (Capt.)	2003-04-05-06
Hamm, Daniel	2014-15-16-17
Hammer, Charles A.	1966-67-68
Hammond, Darryl	1986-87
Hanback, Eli	2016-17-18-19
Hankins, Langdon	1919-20-21
Hannig, Thomas L. (Mgr.)	1987-88-89
Hanretty, John J.	1937
Hansen, Louis	1950
Hanson, Jere	1943
Harbison, Clinton M., Jr.	1940
Harding, Charlie	1950-51-52
Hardaway, Robert B.	1949
Hardy, M. Jermaine (Capt.)	2001-02-03-04
Harkleroad, Patrick C.	1992-94
Harold, Eli	2012-13-14
Harper, Frederick	1892-93
Harris, Anthony (Capt.)	2011-12-13-14
Harris, Arlen O.	1999-00-01
Harris, Arthur B.	1901
Harris, Arthur H.	1921
Harris, Billy (Mgr.)	1952-54
Harris, Eric	1972
Harris, Frank C.	1901-02
Harris, Floyd M.	1927
Harris, James N.	1980-81-82
Harris, Jonathan C.	1993-94-95-96
Harris, L. Peyton	1938-39
Harris, M. Antwan	1996-97-98-99
Harris, M.K.	1910
Harris, Randall	1964-65-66
Harris, Stuart H. Jr.	1951-52
Harris, Tim	2013-14-15-18
Harris, William H. Jr.	1931-32-33
Harris, William K.	1977
Harris, W. W.	1912
Harrison, Christopher A.	1991-92-94-95
Harrison, H. Preston	1951-52-53
Harrison, Jalen	2020
Harrison, M. Ponder	1980
Harrison, Robert E., Jr.	1921
Harrison, T.C.	2019-20
Harris, M.K.	1909
Hart, Charles J.	1964-65
Hartwell, Herbert R.	1953-54-55
Harvey, F. (Mgr.)	1951-52
Haser, James J.	1964
Haskell, Charles C.	1899-1900
Haskell, Sandford	1934-36
Haskins, Bobby	2018-19-20
Hathaway, Edwin J. (Mgr.)	1920
Hawes, R. N. (Mgr.)	1925
Hawkins, Ahmad R.	1997-98-99-00
Hayes, J.J.	1921
Hayman, Reuben R.	1924
Haynes, Jason M. (Mgr.)	1985-86-87-88
Hayward, Sam	2016
Heald, Wister M.	1903
Heath, Bryan W.	1991-92-93-94
Heilman, Graham M.	1937
Hedges, Halstead S.	1890-91
Heidel, Charles F. (Service)	1980
Heim, Joshua (Mgr.)	2004-05-06
Helman, Gary E. (Capt.)	1969-70-71
Henderson, Russell M.	1975-76-77-78
Henry, Ra'Shaun	2020
Hepler, John D.	1961-62-63
Hess, David (Mgr.)	1997-98-99
Hewitt, James S.	1911
Heyward, Clinch	1968-70
Hickman, William K.	1944-46-47-48
Hicks, Curtis N.	1991-92-93-94
Hicks, George L., Jr.	1892-93-94
Hicks, Preston W.	1986-87-88
Hill, Braxton	1965-66-67
Hill, D.J.	2011-12-13-14

Hill, Julien Harrison	1897
Hill, William M. (Capt.)	1940-41-42
Hill, William (Capt.)	2010-11-12
Hillebrand, H. T.	1888
Hillman, D. Scott	1982-83-84-85
Hinkebein, Christopher	2009-10-11
Hittcock, Bryan S.	1982-83-84
Hitt, John Andrew	1974-75-76
Hoak, Harold G.	1950-51-52
Hoback, William W.	1937
Hobson, Alexis, C.	1900-01
Hodge, John H.	1939
Hodges, Jacob (Mgr.)	2008-09
Hodges, Jacob	2010-11-12
Hodges, Thomas B.	1963-64-65
Hoffarth, James D.	1961-62
Hoffer, Stephen J.	1954
Hoffman, Andrew	2002-03-04
Hoffheimer, Al G.	1927
Hoge, Peyton H. III	1934-35
Hogg, Ben	2018-19
Holladay, Edwin W.	1907-08-09-10
Holland, Howard A.	1923-24-25
Holland, Kara (Mgr.)	2002-03-04
Holland, Nathaniel L.	1926



THOMAS JONES

Thomas Jones led the ACC in rushing in 1998 and 1999 and finished his career as UVA's all-time leading rusher with 3998 yards.


Hollier, Darnell L.	1999
Hollins, Mike	2019
Holmes, Larry M.	1990-91-93
Holoman, Bryan K.	1978-79-80-81
Holz, John W.	1944-45
Honaker, Samuel W.	1906-07-08-10
Hopkins, Charlie	2015
Hoppe, W. Joseph	1966-67-68
Horn, James E.	1986
Horne, Raynard J.	2008-09-10
Horsley, Shelton, III	1945
Hoskey, DreQuan	2011-12-13-14
Hottowe, J. Daniel	1975-78
Houston, Augustus W., Jr.	1902
Howell, Jimmy	2008-09-10-11
Hoxton, Archibald R.	1895-96
Hrica, Leonard	1962-63-65
Hubbard, Garland Reid	1923
Huddleston, James W.	1982-83-85
Hudson, Grant	1976-77-78-79
Huffman, Edward B. Jr.	1978
Hughes, Connor	2002-03-04-05
Hull, George F.	1903
Hummel, William T.	1979-80
Hunt, Robert W.	1996-97-98
Hunter, Reuben (Mgr.)	2004-05-06
Hunton, Richard O.	1959
Hurt, Robert H.	1942
Hurst, Harry H.	1981-82
Hushion, John B.	1925-26-27
Husted, Michael J.	1989-90-91-92
Hutter, Quintus	1925-26-27
Hylton, Vivian	1958
Hyson, James C.	1979-80-81-82

I	
Inderlied, Mark	1987-88
Inman, Dontrelle J.	2007-08-09-10
Isabelle, Yubrenal T. (Capt.)	1998-99-00
Isaiah, Brandon	2002-03-04
Izlar, Paul R. P.	1977

VIRGINIA

J

Jackson, Alan K.	1974-75
Jackson, B. Lowndes	1895
Jackson, Jamaal K.	2005-06-07
Jackson, Nick	2019-20
Jackson, Rashawn L.	2006-07-08-09
Jackson, Ryan	1984-85-86-87
Jackson, Yusef D.	1989-90-91
James, Philip Randolph	1943
Jamison, Robert Scott	1945
Jana, Terrell (Capt.)	2017-18-19-20
Jarrett, Drew	2009-12
Jarvis, Brandon	2009
Jarvis, Carroll	1964-65-66
Jarvis, Michael J.	1966-67
Jefferson, Salvatore E. "Butch"	2001
Jeffers, Patrick C.	1992-93-94-95
Jeffries, Greg L.	1989-90-91-92
Jenkins, Charles R.	1954-55-56
Jenkins, Derek A.	1981-82-83
Jenkins, Joseph	1973-74-75-76
Jenkins, Nick (Capt.)	2008-09-10-11
Jennings, Darius	2011-12-13-14
Jett, Shelby M., Jr.	1911-12-13
Johns, Edward A. (Mgr.)	1992-93
Johns, Matt	2013-14-15-16
Johnson, Cameron	2008-09-10-11
Johnson, Christafer	2004
Johnson, Clyde	1944
Johnson, Edward H. (Capt.)	1904-05-06
Johnson, Henry C.	1980-81-82
Johnson, Ira Branch (Capt.)	1902-03-04
Johnson, James W.	2000
Johnson, Keeon	2013-14-15-16
Johnson, Michael K.	2002-04-05-06



RYAN KUEHL

Ryan Kuehl was a three-year starter at defensive tackle from 1992-94 and finished his career with 148 tackles and 11 quarterback sacks.

Johnson, Moulton K. (Mgr.)	1893-94
Johnson, Richard W.	1948-49-50
Johnson, Sean	2004
Johnson, Thomas G. (Capt.)	1932-33-34
Johnson, Thomas N. P., Jr.	1939
Johnson, Timothy M.	1998
Jones, A.C.	1891-92-93-94-95
Jones, Alfred	1907
Jones, Brereton	1958-59
Jones, Melvin "Skeet" (Capt.)	1992-93-94-95
Jones, Doug	1972-73-74
Jones, Fred	1965-66
Jones, Grover C., Jr.	1946-47-48
Jones, J. P.	1910-11
Jones, Jermese	1998-00-01
Jones, Kendall T. (Mgr.)	1985-86
Jones, LaShawn D.	1997
Jones, Perris	2019-20
Jones, Perry (Capt.)	2009-10-11-12
Jones, R. Walter, III	1939
Jones, Thomas Q. (Capt.)	1996-97-98-99
Jones, VanDyke	1946-47-49
Jordan, Henry W. (Capt.)	1954-55-56
Jordan, Jean T. (Mgr.)	1991-92-93-94
Joseph, Dominique	2009-10-11
Judd, Steve (Mgr.)	1971

K

Kamford, Jan	1959-60-61
Kamifer, Glen A.	1927-28-29
Kane, Raymond J.	1994
Kanner, Landon (Mgr.)	2002-03
Kanto, William Jr.	1959-60-61

Karczewski, Doug L. (Capt.)	1994-1996-97
Karelis, Andreas	1996-97
Karl, Sean	2014-15
Karriker, Steven W.	1982-83-85
Kasonick, Bob	1970-71
Keeler, Matthew C. (Mgr.)	1996
Kegler, John Scott	1936
Kehoe, Joseph G.	1960-61
Keiningham, Charles L.	1990-91-92
Keith, Dustin M.	1999-00
Kellam, Reed	2017-18-19
Kelly, Charles	1979
Kelly, Martha (Mgr.)	2005-06
Kelly, Michael E.	1995-96
Kelly, Robert E.	1969
Kelly Jr., Tavares	2018-19-20
Kemp IV, Billy	2019-20
Kemp, Stanley	1964-66-67
Kennard, James C.	1945
Kennedy, Tom (Capt.)	1970-71-72
Kenney, John M.	1975
Kern, Ernest J.	1949-50-51
Kerney, Patrick M.	1995-96-97-98
Kerr, Brittany (Mgr.)	2008
Kessler, Frank	1958
Keto, Kevin	1975-78
Kettunen, Bill	1970-71
Keys, Raymond	1972-73-76
Keys, Raymond II	2009-10-11
Keys, William F.	1985-86-88-89
Keyser, Jim	1955-56-57
Khokhar, Zain	2018
Kier, PK	2017-18-19
Kihm, Ed.	1968-69-70
Kilfeather, Brendan J.	1991-92-93-94
Kilgannon, Thomas O. (Capt.)	1982-83-84
Killian, Paul J.	1990-91-92-93
Kimball, Micah T.	2001-02
Kimball, Robert S., Jr.	1929-30
King, Andrew	2017
King, Coen	2020
King, William T., Jr.	1950-51-52
Kingsolving, Arthur B.	1916
Kirby, Charles E.	1994-95-96-97
Kirby, Terry G. (Capt.)	1989-90-91-92
Kirkeide, Kyle R.	1993
Kirkland, Joseph T.	1944-45-46-47
Kirtley, Todd M. (Capt.)	1979-80-81
Kirven, John	2017
Kiser, Micah (Capt.)	2014-15-16-17
Kitchen, Brian L.	1971
Kite, Christopher M.	1987
Kite, George L.	1904-05
Klingsmith, Paul S.	1965-66-67
Kneeland, Ralph	1955-56-57
Knoebel, Tim (Mgr.)	1999-00-01
Knott, Kristin J. (Mgr.)	2001-02
Knowles, Charles S.	1954
Knowles, James E.	1952-53-54
Knutson, Ben	2017
Kobyra, Keith M.	2001
Koch, W. Cary	2007-08
Koehler, Henry	1959
Kohler, Peter O.	1958
Kollock, William G.	1907
Konstant, Anthony N.	2007
Kopsidas, Vivi (Mgr.)	1982-83-84
Kort, Ronald J.	1978-79-80
Kotulak, Rick	1967-68-69
Koutris, Nicholas	2013
Kovack, Donald L.	1954-55-56
Kowalkowski, Robert (Capt.)	1963-64-65
Krebs, Tom	1963-64
Krebs, W. Van	1966
Kreck, Edward	1941-42
Krichbaum, Mark E.	1991-92-93-94
Krupp, Bert W.	1979-80-81
Kuczynski, Dennis	1973-74-75-76
Kuehl, Ryan P.	1991-92-93-94
Kuhn, Carl R., Jr. (Capt.)	1960-61-62
Kuldel, Clarence E.	1943
Kulp, Walter P.	1990
Kuyk, Kirk A.	1919
Kuyk, F. Goodwyn	1919


L

Lacey, Jim	1969-70-71
Lacika, Mike	1972-73
Laffey, Thomas V., Jr. (Mgr.)	1934
Lageman, Jeffrey D. (Capt.)	1986-87-88
Lageman, Scott A.	1982-83-84-85
Lahnstein, Katherine R. (Mgr.)	1995-96
Laird, Edmond G.	1924-25-26
Lakin, Erwin J.	1941-42
Lambert, Albert	1895
Lambert, Greyson (Capt.)	2013-14
LaMontagne, Noel (Capt.)	1997-98-99
Lanahan, Billy	1972-74
Land, J. Stanley	1971-72-73

Landes, W.B.	1911-12-13
Lane, Brendan	2010
LaNeve, Mark R.	1977-78-79-80
Lang, Oscar, Jr.	1895
Lang, William F.	1960-61-62
Lange, Parker M.	1998-00
Lankford, Burnley	1899-1901
Lankford, Menalcus	1904
Lansman, Howard	1943
Latimore, Darius	2015
Launi, Charles A.	1944
Lauzon, Jermaine L.	1999
Lawe, Stephen	2013-14
Lawrence, Kristina (Mgr.)	2005-06
Lawson, Joshua G.	1998-99-00-01
Lawson, Larson C.	1955
Lawyer, Nicholas C.	1955
League, Bill	1970-71
Leigh, Stanley E.	1993
Lee, Darius	2013-14
Lee, Keith A. (Capt.)	1978-79-80-81
Leech, Jonathan	2020
Lemos, Caio (Mgr.)	2006-07
Leonard, Riverson S.	1988-89
Leonard, William J.	1947-48
Leone, Robert F.	1982
Lesane, James E.	1949-50-51
Lestyk, Randy	1969-70
Levrone, Andre	2014-16-17
Lewis, Charles L.	1922
Lewis, Howard V.	1981-82-83
Lewis, J. Tyrone (Capt.)	1988-89-90-91
Lewis, Kevin E.	1978
Lewis, Shawn A.	1982-83-84-85
Lewis, Tyler	2014
Levy, Albert	1928-29
Ley, John Wesley (Capt.)	1933-34-35
Lile, John C. (Mgr.)	1912
Lilley, Christian E.	1978-79
Lineburg, Wayne E.	1995
Lindley, Eric M. (Mgr.)	1993-94-95
Link, Matthew W.	1996-97
Linkenauger, Jim	1976
Linn, John P.	1960-61
Lipscomb, Andrew H. (Mgr.)	1993-94-95
Lipsey, M. Jordan	2006-07
Lloyd, John E.	1898-99-1900
Locklin, Tom D.	1994-95-96
Lockwood, Paul	1965-66-67
Lockwood, William T.	1966-68-69
Logan, David (Mgr.)	1957
Lohrey, Patrick	1974-75
London, Paul J.	1992-93-94-95
Long, Christopher H. (Capt.)	2004-05-06-07
Longey, Charles	1964
Lopez, Carlos L.	1981
Loth, John E.	1925
Lowe, Leslie (Mgr.)	1985-86-87-88
Lucas, B.	1889
Luck, Robert	2003
Luderman, John C.	1980-81
Luke, William C. (Capt.)	1926-27-28
Lum, Thomas C. (Mgr.)	1994
Lundy, Wali (Capt.)	2002-03-04-05
Luzar, Christopher M.	1998-99-00-01
Luzar, W. Kase	2000-01-02-03
Lyle, Keith A. (Capt.)	1990-91-92-93
Lyles, Lester E. (Capt.)	1981-83-84
Lyles, Nathan J.	2004-05-06-07

M

MacConnell, John	1972
MacDonald, Alexander (Mgr.)	1910
MacGregor, Malcolm (Capt.)	1965-66-67
Mack, Jordan (Capt.)	2016-17-18-19
Mack, Kameron	2011
Mack, Kirby J.	1997
Mack, Tory	2009-10
Mackall, Charles M. (Capt.)	1924-25-26
Mackay, Andrew	2015
Maddux, H. Cabell	1906
Maddux, H. Cabell, Jr.	1936-37-38
Maghamez, John	2011
Mahanes, Ryan J. (Mgr.)	2000-01-02
Maiden, William M.	1912-13
Majkowski, Don	1984-85-86
Male, Evan J.	1935-36-37
Mallory, Albert H.	1899
Mallory, Richard K.	1977
Mams, Carl, Jr. (Mgr.)	1971-72
Martin, Myron C.	1989-90
Manca, Maurizio	1986
Manka, Simon A.	2006
Manly, Theodore A., Jr.	1980
Mann, Raymond A.	2000-01-02-03
Maphis, Samuel, Jr. (Capt.)	1921-22-23-24
Marchibroda, Theodore J., Jr.	1977-78-79
Marcus, Walter F., III	1977
Marie, James	1948




LESTER LYLES

A three-year letterman at safety, Lester Lyles was a senior tri-captain on UVA's Peach Bowl championship team in 1984.

Mark, Joseph, J.C., Jr.	1977-78
Markey, Justin	2004
Marko, William F., Jr.	1961
Markos, Lance M. (Mgr.)	1993
Marlow, John (Capt.)	1959-60
Marrs, David	2013-14
Marshall, Brendan	2016
Marshall, C. Taylor	1949-50
Marshall, John Ashby	1941
Marshall, James M.	1890
Marshall, R. E. Lee (Mgr.)	1892
Martig, Louis (Capt.)	1958-59-61
Martin, Harry S. (Capt.)	1933-35-36
Martin, Kareem A.	1992
Martin, W.	1889
Martin, William A.	1896-98
Martinez, Cristina (Mgr.)	2006
Massey, Melvin	2003-04
Massie, Henry	1962-63
Massie, Joseph A.	1892-93
Mason, Tavon E.	1999-00-01
Mason, William N.	1962-63
Matheson, Scott W.	1982-83-84-85
Mathias, David (Mgr.)	1983-84-85
Mathis, Jeremiah	2011-12
Matteo, Jackson (Capt.)	2013-14-15-16
Mattes, Ronald A.	1981-82-83-84
Mattioli, Keith	1986-87
Mattox, Vincent	1975-76-79
Mautstetter, Myron B.	1948-49
Maverick, William H. (Mgr.)	1927
Maxwell, William L.	1971-72-73
May, Joseph W.	1953-54
Maybank, Dave (Mgr.)	1951
Mayer, Eugene N. (Capt.)	1912-13-14-15
Mayfield, Antonio L.	1999
Mays, M. Rutherford, III	1979-80
McCabe, Kevin R.	2006
McCally, Sean P.	1978-79-80-82
McCarrick, Thomas E.	1952
McCartin, Connor	2010-12
McCartin, Kyle	2010-11-12
McCartin, Thomas P.	1936
McCary, Joseph E. (Capt.)	1944-47-48
McClaugherty, Harry (Capt.)	1937-38-39-40
McClellan, Greg L. (Capt.)	1990-91-92-93
McClure, Alan A.	1979
McConnell, Felton	1920
McCoy, Thomas A.	1922-23
McDaniel, Charles W. (Capt.)	1982-83-84-85
McDaniel, Gregory (Capt.)	1975-76
McDonald, Alexander (Mgr.)	1911
McDonald, Geoffrey B.	1985
McDonald, Jack	2014-15-16-17
McDonald, John P.	1943
McDonald, Mikey	2018
McElroy B. (Mgr.)	1953
McFalls, Patrick	1963-64
McFarland, Ric	1970-71
McGee, Jake	2011-12-13
McGill, C. P.	1899
McGonnigal, J. Bruce	1987-88-89-90
McGovern, Terry	1972
McGowan, William B.	1919
McGrail, Bob	1970-71
McGrail, Michael (Mgr.)	2004-05-06
McGrath, Elexis W.	1935
McGraw, Tom	1972-73-74
McGrew, Michael B.	2001-02-04
McGugan, Michael A.	1971-72
McInerney, Jake	1989-90




McIntyre, William T.....	1930
McKay, Robert W.....	1916
McKeag, Robert.....	1974
McKeever, Bernard F.....	2007
McKenzie, Ray D.....	1996
McKillican, Daniel B.....	1978-79-80
McKinney, Daniel (Mgr.).....	2008
McKiver, Samuel A.....	1994-95-96
McLaughlin, Lee M. (Capt.)	1938-39-40
McLaughlin, Tucker M.....	1954-55-56
McLeod, Rodney (Capt.)	2008-09-10-11
McMahon, Christopher C.....	1982-83-84
McMeans, Keith.....	1987-88-89-90
McMerns, E. (Mgr.).....	1913
McMullen, Billy (Capt.)..	1999-00-01-02
McNeal, Andre C.....	1995-96
McShane, James.....	1957-58
McSweeney, Patrick.....	1963
McWeeny, Colin T.....	1999-00
McWilliams, Dave.....	1967
McWilliams, Myron.....	1961-62-63
Meacham, Francklyn A. (Capt.)	1888
Meade, Kendall L.....	1994
Meade, Robert.....	1973-74-75
Meador, John P.....	1944
Meadows, Owen C., Jr.....	1940-50-54
Medley, Darrell S.....	1993-94-95-96
Mehalik, Joseph (Capt.).....	1951-52-53
Meighen, James.....	1964-65
Mejia, A. J.....	2017-20
Mendez-Zfass, Zachary.....	2009
Menik, Ronald P.....	1956
Menzer, Edward H.....	1959-60-61
Merica, W. Chad (Mgr.).....	2005-06-07
Merrick, Nicholas A.....	1981-82-83-84
Merritt, L. Kent.....	1971-72-73
Merritt, Richard H. (Mgr.).....	1924
Mercogliano, Jennifer A. (Mgr.)	1992
Mextorf, Kenneth R.....	1980
Meyer, Russell H.....	1975-76
Michaels, Kevin.....	1970-71-72
Michels, Richard.....	1944-47-48-49
Michie, Addenell H. (Capt.)	1919-20-21
Middleton, James E.....	1939
Mifflin, Edward L., III.....	1945
Mihalik, Matt.....	2009-11-12
Mihota, Anthony.....	2010-11
Mikeska, Matthew J.....	1990-91-92-93
Miles, Connor.....	2010
Miles, Frederick B.....	1981-82
Miles-Redmond, Andre.....	2015-16
Milien, Max.....	2010-11
Miles, Kenneth O.....	1989-90-91-92
Millard, J. Kelly.....	1973
Miller, David S.....	1966
Miller, G. Brown.....	1888-89
Miller, E. Heath (Capt.).....	2002-03-04
Miller, James H.....	1945
Miller, Llewellyn (Mgr.).....	1926
Miller, Mark H.....	2002-03-04-05
Miller, Robert.....	1949-50-51
Milliken, Charles.....	1892
Milne, Alan R.....	1946-47-48
Minahan, Moe (Mgr.).....	1972-73
Miner, Chris.....	1986-87
Mines, Fontel A.....	2003-04-05-06
Mines, Stuart.....	1984-85-86
Minnifield, Chase O.....	2008-09-10-11
Minor, Philip Lee.....	1943
Minter, Albert.....	1950-51
Minton, Julius A., III.....	1968-69-70



CHUCK MOOSER

Chuck Mooser lettered at flanker from 1968-70. He was also an excellent return man who led the team in punt returns in 1968 and '69.

Mirman, William S.....	1939-40-41
Misch, Grant.....	2019-20
Mitchell, Hayden.....	2019-20
Mizzell, Taquan.....	2013-14-15-16
Modlin, Charles.....	1952-53-54
Moeller, Trey.....	2002
Molinari, Larry.....	1963-64-65



RANDY NEAL

Randy Neal lettered from 1991-94 and served as a captain for the Cavaliers.

Moncure, Eustace C.....	1936
Mongomer, Colin T.....	1934
Monk, Brian M. (Mgr.).....	1992
Montanez, Javier.....	1984-85
Montelus, John.....	2017
Montgomery, Eric (Mgr.).....	2006-07-08
Montgomery, George W., Jr.....	1900
Montgomery, Scott.....	1967
Monroe, Eugene C.....	2006-07-08
Moomaw, D. Clovis.....	1909
Moon, Tim.....	1976-77-78-79
Moon, Tracy, Jr.....	1975-76-78
Mooney, Caitlin (Mgr.).....	2006
Mooney, Michael.....	2013-14-15-16
Moore, Alexander W.....	1896
Moore, Baxter S.....	1901
Moore, Chris.....	2016-17-19
Moore, Claude.....	1914-15
Moore, G. W.....	1898
Moore, Herman J.....	1988-89-90
Moore, Keenan.....	1976-77
Moore, Kwontie.....	2012-14-15
Moore, Mike.....	2012-13-14-15
Moore, Shawn (Capt.).....	1987-88-89-90
Mooser, Charles E.....	1968-69-70
Moran, Henry A.....	1960-61-62
Morgan, James.....	1965-66
Morgan, Kevin A.....	1985-86-87-88
Morley, Ronald.....	1973
Morris, Benjamin.....	1895
Morris, Francis S.....	1974-75-76
Morris, Jerome D.....	1974-75-76-77
Morris, Tim.....	1986-87-88-89
Morrison, James (Capt.).....	1896-1897
Morrison, Wayne.....	1979-80-81-82
Morrow, Jeff.....	1976-77-78-79
Morse, Mason H.....	1938-39-40
Morse, Steven B.....	1981-82-83-84
Moses, Morgan.....	2010-11-12-13
Morton, Kenneth Roe.....	1933-34
Moschel, Frederick (Capt.).....	1968-69
Moser, Carl H., III.....	1957
Mosley, Corey A.....	2008-09-10-11
Moss, Rodger.....	1987
Moss, Steven.....	2017
Moss, Timothy L.....	1989-90
Motley, Hunter C. (Capt.).....	1928-29-30
Mott, Charles J.....	1947-48-50
Moye, Juwan.....	2016-17
Moyer, Fred M.....	1952-53-54
Mudd, Robert H.....	1894
Muha, Jon A.....	1983-84-85
Mullins, Gerard (Capt.).....	1971-72-73
Mullins, Michael D.....	2000-01-02
Mundy, Aaron A.....	1990-91-92-93
Munger, Eugene, Jr.....	1933
Munhall, Herbert N., Jr.....	1941-42
Muntz, John R.....	1981-83-84
Murden, Craig S.....	1986-87
Murden, Raymond L.....	1939-40
Murphy, M.H.....	1909-10
Murphy, Matthew, H.....	1908-09
Murphy, Terrence T.....	1904-05
Murray, Jack F.....	1941-42
Murray, Albert Quentin (Capt.).....	1978-79-80

Musselman, Brian S. (Capt.).....	1978-79-80
Myers, Douglas G.....	1930-31
Myers, Francis H. (Mgr.).....	1968
Myers, Joseph G.....	1949-50
Myers, Robert B.....	1906-07
Myers, Richard.....	1962-63-64

N

Nagy, Kent (Mgr.).....	1998-99-00-01
Nagy, Louis K. (Mgr.).....	1995-96-97-98
Nalle, Brodie C., Jr.....	1897-99-1900
Naponick, John.....	1965-66-67
Neal, Randy P. (Capt.).....	1991-92-93-94
Neely, Robert L.....	1992-93-94-95
Neely, Sidney M. (Capt.).....	1889
Neff, George F.....	1942-46-47
Neff, John H. (Capt.).....	1906-07-08
Neff, John H., Jr.....	1940-41
Neidbala, Joseph.....	1953-54
Neilson, Timothy (Mgr.).....	1986-87-88
Nelson, Bill (trainer).....	1976-79
Nelson, Brenton.....	2017-18-19-20
Nelson, H.....	1891
Nelson, Ryan.....	2018-19-20
Nelson, Stephen M.....	1975
Nemeyer, Michael J.....	1980
Nesbit, Harrison.....	1947-48-49-50
Neustedter, LeRoy W.....	1939-40-46
Newby, Shernard C.....	1999-00-01-02
Newell, Joseph (Mgr.).....	1951
Newhall, Mike (Capt.).....	1976-77-78-79
Newman, Campbell.....	1919-20
Newmyer, Armand.....	1943
Newsome, Kenneth R.....	1977-78-79-80
Nicholson, Demetrious.....	2011-12-13-15
Nicklason, Don D.....	1940-41-42
Nisi, John T. (Mgr.).....	1995
Nistad, Peter J.....	1936-37-38
Nixon, Mario.....	2015
Norfleet, Paul J.....	1899
Norfleet, Stan.....	2002
Norton, E. Hope.....	1892
Norton, Jim.....	1963-64
Nowocin, Joshua M.....	1995


O

Obasi, Ugo.....	2018
Oluwatimi, Olusegun.....	2019-20
Ober, Delancey R.....	1937
O'Connor, Timothy P.....	1986-87-88-89
Oden, Brian.....	2010-11
Odenheimer, Freyhan.....	1929
Odom, Frank.....	1943
Oehmig, Daniel W.....	1941
Ogletree, Kevin.....	2006-08
O'Grince, Sylvester H.....	1938-39-40
Olanrewaju, Sadiq.....	2013-14
Old, William W., Jr. (Mgr.).....	1895
Olderman, Robert B. (Capt.).....	1982-83-84
Olsen, Christian (Capt.).....	2004-06
Omohundro, Buddy.....	1989-90-91
Oppleman, Isadore P.....	1920-21
Orrick, Norwood.....	1930
Osisek, Stephen F.....	1948-49-50
Oутten, Harold.....	1955-56-57
Owen, Bryan F.....	1995-96-97
Owens, Gregory R.....	2000
Ozdowski, Mike (Capt.).....	1973-74-75-76

P

Paczkowski, Robert M.....	1966-67-68
Page, Bobby (Mgr.).....	1952
Page, Boyd.....	1967-68-69
Page, R. P., Jr. (Mgr.).....	1889
Palmer, George C., II.....	1939-40-41
Palmer, Martin.....	1944
Palmore, Edward "Bo" (Mgr.).....	2006-07-08
Palumbo, Joseph C. (Capt.).....	1949-50-51
Pankey, Hugh B.....	1910
Papit, John (Capt.).....	1947-48-49-50
Parcells, Douglas.....	1973-74-75
Parham, Kayode B. "Kai".....	2003-04-05
Parker, Donald (Capt.).....	1964-65-66
Parker, Michael B.....	2007-08-10
Parks, Kevin (Capt.).....	2011-12-13-14
Parlow, Milton A.....	1941-42-45
Parr, Zane.....	2009-10
Parrish, Robert L. (Mgr.).....	1898
Parrish, William J.....	1919
Parrish, William J.....	1944-45-46
Parsons, W. Keith (Mgr.).....	1996-97
Parziale, Benjamin A.....	2006
Pasztor, Austin W.....	2008-09-10-11
Pate, Bobby.....	1950-51-52
Patton, Tom.....	1967-68-69
Paul, Gladimir.....	2018
Paul, John.....	1904

Paxton, William W.....	1928-29
Payne, Keith J.....	2007-10
Peace, Chris (Capt.).....	2015-16-17-18
Peacock, Jamari.....	2017-18-19
Pearce, Horace.....	1943
Pearce, Stanley D.....	1897-98
Pearman, Alvin.....	2001-02-03-04
Pearson, James R., Jr.....	1989-90
Peerman, Cedric E. (Capt.).....	2005-06-07-08
Peete, Rickie.....	1990-91
Pendleton, Samuel T.....	1926-27
Pennel, Billy M.....	1946-47
Penton, John A. (Capt.).....	1891-92
Percy, Leroy D. (Mgr.).....	1990
Perkins, Bryce (Capt.).....	2018-19
Perkins, Rayotis.....	1984-85-86
Perry, Bruce H.....	1962-63
Perry, Vergil E.....	1945
Pertile, Brandon.....	2017
Petrilli, Benjamin A.....	1954
Petite, Maggie (Mgr.).....	1983-84-85-86
Pettine, Michael M.....	1986-87
Petty, Howard C., Jr.....	1983-84-85
Pepton, Charles G.....	1926
Peyton, John Lewis.....	1929
Pfabe, Samuel J. (Capt.).....	1974-75-76-77
Phelan, Stephen S., Jr.....	1994-95-96-97
Phelps, Brandon.....	2011-12-13-14
Phelps, Gary A.....	1982-83
Phillips, John.....	2004-05-06
Phillips, John "Colter".....	2009-10-11-12
Phillips, John M. (Capt.).....	2005-06-07-08
Phillips, Levit L. (Mgr.).....	1914
Phillips, Theodore.....	1925-26
Phipps, Paul.....	1951-52-53-54
Pickett, John.....	2011
Pickett, William V.....	1945
Pierce, Kurt.....	1978-79-80
Piker, Edward P., Jr.....	1974
Pillon, Charles G.....	1942
Pincavage, John (Capt.).....	1963-64-65
Pinder, John B.....	1930-32
Pinigis, Edwin J., III.....	2005
Pinkerton, Bledsoe C.....	1926-27-28
Pittman, Malcolm J.....	1981-82-83-85



ALVIN PEARMAN

Alvin Pearman lettered from 2001-04. Pearman's 223 rushing yards versus Duke in 2004 was the second most in UVA history.

Plank, Park S.....	1961
Poates, Kenneth.....	1964-65-66
Poque, Robert.....	1953-54-55
Poindexter, Anthony (Capt.).....	1995-96-97-98
Polfelt, Erik A. B.....	1979-80-81
Poljan, Tony.....	2020
Pollard, John B.....	1902-03-04
Polzer, Fred.....	1955-56-57
Polzer, John (Capt.).....	1953-54-55
Pomper, Brian.....	2012
Pond, John.....	2014-15
Ponder, Johnny L.....	1997-98
Pope, Micajah.....	1893-94
Pope, Monsanto (Capt.).....	1998-99-00-01
Popeck, Anthony.....	1965-66
Popowski, Daniel H.....	1981
Porter, Doug.....	1984
Poss, Charles E.....	1930-31-32
Porter, Jeffrey H. (Mgr.).....	1992-93-94
Potter, Robert (Capt.).....	1951-52-53
Potter, Steve (Capt.).....	1976-77-78-79
Potts, Allen.....	1888
Powell, Gregory W.....	1992-93-95
Powers, Jack.....	2016
Powers, Stewart.....	1973-74-75-76
Pratt, Darnell.....	2019

VIRGINIA

Preston, Charles E.	1995
Preston, Robert S., Jr.	1938-39
Preston, William R.	1940-41
Price, Lawson C.	1893-94
Pritchard, Karl C.	1902
Pritchard, Leonard G.	1988
Probst, Mark 1965	
Proctor, RJ 2016-17-18	
Pruner, James F.	1974-75
Prusmack, Robert 1963-64-65	
Pugh, James C. 1952-53-54	
Purvis, Claude E.	1933

Q

Quarles, Willard 1933-34	
Quayle, Frank J. 1966-67-68	
Quigley, Matthew J. 1988-89-90-91	
Quillen, Ray 1951-52-53-54	
Quinn, Timothy J. 1974-75-77	
Quiroga, Michelle (Mgr.) 2007-08	

R

Rainey, Kelvin 2013-14-15-16	
Rainey, John 1972-73	
Rainer, Jami'h R. 1996-97-98	
Rainer, Wali R. 1995-96-97-98	
Raines, Troy C. 1993	
Raley, Jeremy J. 1993-94-95-96	
Ralston, Jim 1967	
Ramsburg, Jess 1893-94	
Ramsey, K. Wagner 1974-75-76	
Ramsey, Richard H. 2000	
Randle, Ulmo (Sonny) 1956-57-58	
Randolph, Angus C. 1907	
Randolph, Oscar 1903-05-06	
Randolph, Richard D. 1913	
Randolph, Robert 2009-10-11	
Raney, George Pettus, II 1924	
Rannigan, Bob (Capt.) 1967-68-69	
Rathbourn, Kenneth C. 1939	
Ray, J. V. (Capt.) 1913-19	
Rayder, Shawn M. 1979-82	
Raymond, Christopher 1974	
Rea, William J. 1942	
Reardon, John W. 1942	
Reaves, Darryl A. 1981-82	
Redd, Vincent A., II 2004-05	
Redmond, James S. 1989	

Redmond, Jordan 2018	
Redus, James B. 1911-12-13	
Reed, Joe 2016-17-18-19	
Reid, Albert 2015-16	
Reid, Daniel L. 1993	
Reid, James J. 1990-91-92-93	
Reid, Paul (Capt.) 1968-69-70	
Reid, Thomas N. 1888	
Reinkensmeyer, Dillon 2017-18-19-20	
Reiss, Crutcher E. 2008	
Reiss, Lewis G. (Capt.) 1930-31-32	
Renfrow, Justin 2012	
Rennolds, John (Mgr.) 1948	
Reutlinger, Albert F. 1936-37	
Reve, Paul 1966-67-68	
Revis, Stuart H. 1944	
Reynolds, Donald D. (Capt.) 1988-89-90-91	
Reynolds, E. Allen 1956-58	
Reynolds, Ed R. 1979-80-81-82	
Reynolds, James M. 1924-25	
Reynolds, La'Roy (Capt.) 2009-10-11-12	
Rhett, Leigh C. 1942	
Rhodes, Adam 2004	
Rhodes, C.E. 1994-95	
Riccardi, Richard G. (Capt.) 1980-82-83	
Rice, Antonio J. (Capt.) 1982-83-84-86	
Ricco, Kevin M. 1980-81-82	
Rice, Maynard 1958	
Richards, William H. 1968	
Richardson, Clifton 2011	
Richmond, Robert (Mgr.) 1997-98-99	
Riddlebarger, Robert P. 1990-91-92	
Ridgely, Nick 1964	
Riggin, Horace 1953	
Rinehart, Jack (Capt.) 1919-20-21	
Ripley, Troy A. 1983	
Ritchie, Robert 1950	
Rivers, David P. 1999	
Rivers, Mark 1984	
Roach, Melvin 1951-52	
Robbins, Bruce 1964	
Robb, Davon J. 2006	
Roberson, Deron K. (Mgr.) 1985-86-87-88	
Roberson, James O. 1956-58	
Roberson, Rashad X. 2000-01	
Roberts, John Allen 1996-97	
Roberts, John B. 2007	
Roberts, R. Ray (Capt.) 1988-89-90-91	
Roberts, Rufus G.J. 1943-44-46	
Robertson, Eddie J. 1994-95	

Robertson, Kathy L. (Mgr.) 1980	
Robertson, Merrill, Jr. 1999-00-01-02	
Robertson, Michael K. 2006	
Robertson, S. (Mgr.) 1906	
Robinson, James B. (Mgr.) 1989-90-91	
Robinson, Jason H. 1995	
Robinson, N. Kwakou 2002-03-04-05	
Rocco, Michael 2011-12	
Rodgers, Eugene A. 1990-91	
Rodgers, Kevin (Mgr.) 1975-76	
Rogers, E. Paul 1966-67-68	
Rogol, James (Mgr.) 2005	
Rohr, Leo H. (Mgr.) 2000	
Rohrbough, Edward G. 1931	
Romano, Carlo 1948	
Romero, Daquan 2011-12-13-14	
Rose, Daniel 1953	



RAY ROBERTS
Ray Roberts combined exceptional athletic talent with intimidating size and strength to anchor the offensive line from 1988-91.


Roseborough, Joseph A. 1975-77-78	
Rotella, Frank A. 1996-97	
Roth, George R. 1945	
Rothar, Philip E. 1938-39	
Roumel, Jonathan (Mgr.) 1997	
Routzahn, Evan R. (Capt.) 1998-99-00-01	
Rowe, Joseph 1993-94-95-96	
Rowley, Eldwood R. 1960-61-62	
Ruff, Clinton "Buddy" 2012	
Ruffin, Craig (Mgr.) 1923	
Rupp, Juddson L. 1986-87	
Rush, Harold 1959	
Russell, Edward P. 1919-20	
Russell, Fred 1958	
Russell, James V. 1916	
Ryals, Trevor 1987-88-89-90	
Ryczek, Daniel S. (Capt.) 1968-69-70	
Ryczek, Paul (Capt.) 1971-72-73	
Rzempoluch, Ted C. 1960-61-62	

S

Sabornie, Edward J. 1971-72-73	
Sacco, Glenn 1959	
Sackett, Charles 1943	
Sackett, Henry M., Jr. 1930-31-32	
Sadler, Rebekah E. (Mgr.) 1985	
Saft, Gary 1968-69-70	
Sallenger, Abby 1969-70	
Samec, Timothy M. 1989-90-91-92	
Sammis, Gordon R. 2006-07	
Sanders, Darryl B. 1998-00-01	
Sanford, James E. 1986-87-88	
Sanford, Mark P. 1977-79-80-81	
Santi, M. Thomas (capt.) 2004-05-06-07	
Santoro, Ryan 2016	
Sappington, Kenneth 1959	
Sargeant, James E. 1936-37-38	
Saurbeck, John G. 1939-40-41	
Satiu, Jairus 2019	
Satola, R. Brian 1990-91	
Savage, Raymond (Capt.) 1986-87-88-89	
Sawyer, Ryan A. 2000-01-02-03	
Schaub, Matthew R. (Capt.) 2001-02-03	
Schautz, Bill 2011-12	
Schelhorn, Carlton 1952-53-54	
Schike, Steven R. 1966	
Schlegel, Nichols G. 1941	
Schlesinger, Erick M. 1940-41-42	
Schmidt, Aaron M. (Mgr.) 2001-02-03-04	
Schmidt, R. Brennan (Capt.) 2002-03-04-05	
Schmidt, Louis W. 1937	
Schmidt, Pete W. 1967-68-69	

Schrad, Jeffrey S. 2006	
Schrader, Joseph H., Jr. 1992	
Schreker, Paul F. 1969-70	
Schroeder, Eugene W. 1947-48-49-50	
Schubel, Heidi (Mgr.) 2007	
Schuchts, Wayne (Capt.) 1982-83	
Schuett, Drew 1976-77-78	
Schulte, Walter W. 1946-47-48-49	
Schwab, Bernard 1953	
Scott, Dennis 1970-71-72	
Scott, Donald E., Jr. 1998-99	
Scott, Earl "E.J." 2012-13	
Scott, Edwin R. 1986	
Scott, W. Grant 1979-80-81-82	
Scott, John N. 1974	
Scott, John T. (Mgr.) 1994-95	
Scott, Michael 1958	
Scott, Norman 1950	
Scott, R. Taylor 1952	
Scott, Sean (Capt.) 1984-85-86-87	
Scott, Thomas C., Jr. 1950-51-52	
Scott, Walter F. (Mgr.) 1902-03	
Scott, Winfeld W. 1945	
Seals, Alexander T. 1999-01-02	
Seals, George W., Jr. 1998-99	
Seaver, Gregory (Mgr.) 2007	
Secules, Scott (Capt.) 1984-85-86-87	
Secombe, Alfred B. 1933-34	
Seemuller, Donald L. 1966	
Seibels, George G., Jr. 1934-35	
Seiler, Lewis (Mgr.) 1963	
Seiler, Robert D. (Capt.) 1941-42-43	
Selfridge, Andy (Capt.) 1969-70-71	
Semples, George 1957	
Serino, Robert M. 1966-67	
Sermonet, Stephen M. 1981-82	
Severin, Canaan (Capt.) 2012-13-14-15	
Sewak, Michael M. 1978-79-80	
Sewell, Jameel A., F. 2006-07-09	
Shackelford, George S., Jr. 1920-21	
Shannon, Jim 1968-69-70	
Sharretts, Edward Jr. 1937-38	
Sharp, Chris 2016-17-18-19	
Sharper, H. Jamie 1993-94-95-96	
Shaw, Patrick J. (Mgr.) 1987-88-89-90	
Shaw, Ryan 2011	
Shawley, Steven R. 1971-72-73	
Sheets, Robert E. 1943	
Shelly, P. Gregory 1966-67-68	
Shelton, Duane 1957-58	
Shelton, Ken 1972-73-74	
Shendow, Irwin 1958	
Shepherd, Fred (Capt.) 1958-59	
Shepherd, Khalek 2011-12-13-14	
Sheppard, Dominic 2018	
Sherman, Timothy J. 1993-94-95-96	
Sherwood, Richard (Mgr.) 2006	
Shibley, William A. 1899	
Shields, John M. 2008-09	
Shifflett, Alec 2017	
Shiflet, Ben (Mgr.) 1997-98-99-00	
Simpson, Shane 2020	
Shippy, Carlos R. 1991	
Shirley, Tyler 2014-15	
Shirley, William D. (Mgr.) 1995	
Shivers, Johnny W. 1995-96-97-99	
Shoaf, Ralph W., Jr. 1946-47-48-49	
Shoch, James R., III 1962	
Showalter, Louis R. 1952	
Shuman, Thomas 1963-64	
Shumock, Bryan J. 1977-78-79-80	
Sieg, Terry Y. 1961-62	
Sierck, Alexander M. (Mgr.) 1961	
Sierocinski, Paul 1984-85-86-87	
Silas, E. Phillips 1973	
Silliman, Charles E. 1981	
Silvester, Michael J. 1971	
Similo, Ronald J. 1971	
Simmons, Devon T. 1998-00-01	
Simmons, G. Hall 2008	
Simmons, Jahvoni 2017	
Simmons, Larry J. 2000-01	
Simonds, Frank, Jr. 1978-80	
Simpson, Mikell V. 2007-08-09	
Sims, Dylan 2013-14-15-16	
Sims, Earl, Jr. 1998-00-01	
Sims, John 1972-73	
Sims, J.S. 1895	
Sims, Phillip 2012	
Sinclair, William C. 1945-48-49-50	
Sinesky, Alphonse T. 1967-68-69	
Sintim, Clint K. (Capt.) 2005-06-07-08	
Sipe, William H. 1945	
Sippley, Frank P. 1930-32	
Skrobacz, William "Billy" 2012-13	
Slade, Christopher C. (Capt.) 1989-90-91-92	
Slebonick, Patrick S. 2008-09	
Sledb, James 1964-65	
Slivinske, Alex, Jr. 1945	
Sloan, David 1973-74-75-76	

Sloan, John K. (Capt.) 1927-28-29	
Slocum, John K. 1992-93-94-95	
Small, Jason L. 1998-99	
Smeraski, Michael G. 1975	
Smith, B.C. 1912	
Smith, Bryan 2003	
Smith, Carl O. 1991-92-93-94	
Smith, Carl W. 1949-50	
Smith, Darryl Q. 1979-80-82	
Smith, Dave 1970	
Smith, Donnell M. (Capt.) 1935	
Smith, Edward W. (Capt.) 1974-76-77-78	
Smith, Eric 2013-14-15-16	
Smith, Hesklin 2018-19	
Smith, Joe 1970-71	
Smith, Kurt 2002-03-04-05	
Smith, L. Tylee (Mgr.) 1990-91-92	
Smith, LaChaston 2015	
Smith, Mark A. (Mgr.) 1980	
Smith, Michael J. 1988-89	
Smith, Ralph E. (Mgr.) 1981	
Smith, Stephen B., Jr. (Mgr.) 1963	
Smith, Timothy Jr. 2009-11-12-13	
Smith, V.H. 1889-90	
Smith, Walter C. 1937-38-39	
Smith, William E., Jr. (Capt.) 1981-82-83	
Snead, Alvin L., Jr. 1989-90-91-92	
Snead, Willie Lee 1985	
Snelling, Jason 2002-04-05-06	
Snowden, Charles (Capt.) 2017-18-19-20	
Snyder, Bryan K. 1990	
Snyder, Jacob (Capt.) 2010-11-12-13	
Snyder, Matthew (Capt.) 2009-10-11	
Snyder, Rob 2018-19-20	
Somoskeoy, Victor H. 1896	
Southern, Anthony L. 1996-97-98-99	
Spady, George W. III "Mickey" 1977-78	
Spaulding, Robert E. 1934	
Spar, Harold A. (Capt.) 1914-15-16	
Spates, William O. 1902-03	
Spaziani, Joe 2016-17-18	
Speer, Ward H. 1943-44-45	
Spinner, Bryson A. 2000-01	
Sprague, C. 1888	
Spruill, Timothy C. 1998-99-00	
Sroba, Joseph P. 1974-75-76	
Sroba, Stephen J. 1971-72-73	
Stadlin, Kenneth P. 1983-84-85	
Stallings, William D. 1951-52-53	
Stanchak, Jason L. 1991	
Stanley, Charles W. 1946-48-49	
Stanton, Forest Q. 1909-10	
St. Clair, James W. 1930-31-32	
St. Clair, James W. 1954-55-56	
St. Clair, John B. 1996-97-98-99	
Stair, Zachary S. 2006-08	
Stalker, C.J. 2016-17-18	
Stamenich, Ljubomir D. 1998-99-00-01	
Stanley, George A., II 1999-00-01	
Stearns, Christopher L. 1987-88-89-90	
Steckmesser, Edward R. 1941-47	
Steele, J. Gary (Capt.) 1989-90-91-92	
Steibach, Pete J. (Mgr.) 1985-86	
Stephenson, W.C. 1926-27-28	
Sterba, Rick 1970	
Stetter, George 1964-65-66	
Stettinius, Joe (Mgr.) 1953-54-55	
Stevens, Brian K. 1983	
Stevens, Henry E. 1931-32	



SCOTT SECULES
Scott Secules led the ACC in passing and guided the Cavaliers to a 22-16 win over BYU in 1987 in his only year as the starting quarterback.



Table listing names and years from Stevens, Michael M. to Szymanski, Paul. Includes names like Steward, John A., Stewart, Hunter, Stidham, Justin (Mgr.), Still, Leroy, Stillwell, Richard N., Strenski, John E. (Mgr.), Strempek, Henry M. (Capt.), Stuart, William A., Stuetzer, Thomas S. N., Stukes, C. Dwayne L., Stupar, Jonathan D., Sturgeon, Gregory, Suhling, William G., Sullivan, Dave, Sullivan, David M., Sullivan, Gilbert J., Summersgill, Harry T. (Capt.), Sutphin, Wayne S., Sutt, Michael C., Swan, Russell S., Swank, John C., Jr., Swanson, Zachary, Sweeney, David L., Sweeney, Robert M., Switalski, Richard, Swoboda, Ryan, Sykes, Kenneth (Mgr.), Symington, William W., and Szymanski, Paul.

T

Table listing names and years from Taliaferro, Aaron to Todd, Turnley (Capt.). Includes names like Talarich, Diane M. (Mgr.), Tamulonis, Paul G., Tarpley, Brendin (Mgr.), Tata, Bob, Taulapapa, Wayne, Tayloe, Floyd B., Taylor, Dillon W., Taylor, Gregory O., Taylor, George R., Taylor, Howard J., III, Taylor, J. Saunders, Taylor, Joseph, Taylor, Noah, Taylor, R.E. Lee, Taylor, Shannon A., Taylor, Walter H. (Mgr.), Templeton, John L., Tenuta, Jonathan G., Teunis, B. Scott, Terrell, Dominique, Terrell, Matt, Terry, Gregory L., Terry, Lance D., Tetlow, Eric, Theiling, James S., Thesmar, Fred H., Thomas, Arthur A., Thomas, Bruce L., Thomas, Emory, Thomas, John L. (Capt.), Thomas, Mason, Thomas, Phil, Thomas, Richard S. (Capt.), Thomas, Thomas N., Thomas, William T. (Capt.), Thompson, Dylan, Thompson, Jerome, Thompson, Jonathan, Thompson, Keytaon, Thompson, Marshall D. (Mgr.), Thompson, William V., III, Thompson, Sean O., Thomson, Douglas K., Thornbury, Craig A., Thornhill, Juan, Thornton, A. Leslie (Mgr.), Thornton, Eric, Thorpe, T.J., Thraves, Oscar R., Thurman, Albert L., Thurman, Allen G., Thweatt, Byron D. (Capt.), Tilton, John G., Timperio, Anthony, Tinsley, Wilson, Tippett, R.E., Todd, David, Todd, Thomas H. (Capt.), and Todd, Turnley (Capt.).

Table listing names and years from Toland, Patrick D. to Tysinger, William L., Jr. Includes names like Toliver, Elton J., Toliver, Gene O., Tomlin, Brian K., Tomlin, Jeffrey D., Tomlin, Terrence L., Tompkins, Christopher R., Toney, Rob, Torchia, Joseph D., Torok, Ted (Capt.), Towles, Thomas E., Toye, Vincent R., Trainor, Fred, Trant, Cameron S. (Mgr.), Trell, Leonard (Capt.), Trent, Ben, Trentham, Hal, Troger, Daniel C., Troup, Bill, Trucilla, James, Tucker, Beverly R., Jr., Tucker, Floyd, Tucker, Weir M., Tufty, Harold G., Turneman, Shawn I. (Mgr.), Turnbull, Knox, Turner, Chris, Turner, Curtis, Turner, Dave, Turner, Howard R., Turner, Joseph L., Turner, Kevin A., Turner, Mebane H., Turner, Richard, Tutwiler, E.M., Tyler, Delano L., Tyler, H.W., Tyler, Robert H. (Mgr.), and Tysinger, William L., Jr.

U

Table listing names and years from Uihlein, Henry H. to Urmston, Thomas H. Includes Uihlein, Henry H., Uehla, Tony R., Urban, Brent, Urch, Scott E., Urie, Braedon, and Urmston, Thomas H.

V

Table listing names and years from Vale, Donald D. to Vozenilek, Alec (Capt.). Includes Vale, Donald D., Valles, Max, Van Kuiken, Aaron, Vanderbeek, Keith, Varner, Harry, Varner, John (Mgr.), Vaughan, Patrick, Vaughan, William W., Verica, Marc C., Vlar, Thomas L., Viars, Theodore J., Vigorito, Thomas J. (Capt.), Voliva, William, Voss, Andrew, and Vozenilek, Alec (Capt.).

W

Table listing names and years from Wagenknight, William J., Jr. to Walsh, William D. Includes Wagenknight, William J., Jr., Wager, Eugene E., Jr., Wahee, Wilfred, Waidner, Harry F., III, Wakeham, Frank (Mgr.), Walchack, Ron R., Walcott, Ausar, Waldron, Caroline (Mgr.), Waldron, James H., Waldrop, John B., Waldrop, Louis S., Walker, Bradley, Walker, Coleman C., Walker, Divante, Walker, James H., III (Capt.), Walker, Jeffrey A., Walker, John, Walker, Justin, Walker, Knox P., Walker, Quentin, Walker, Rijo (Capt.), Wall, Harry, Wallace, Devin, Wallace, Gustavius B., Wallace, Jason K., Wallace, John M., Wallace, Robert "Cody", Wallenger, Bruce (Mgr.), Walp, Paul K., Walsh, Ferdinand C., and Walsh, William D.

Table listing names and years from Walter, F.J. to Winokur, Herbert Sr. Includes Walter, F.J., Walton, Dan G., Wanner, Donald G., Waples, Joseph B., Jr., Ward, James C., Ward, Jonathan M., Ward, Samuel C., Ward, William L., Wardlaw, Michael J., Ware, David L., Jr., Warren, Christopher C., Warren, Marshall (Mgr.), Warren, William Rice, Warren, W. R., Warthen, Benjamin (Mgr.), Warthen, Harry (Mgr.), Washington, Jerrod (Capt.), Washington, Marcus A., Washington, Patrick (Capt.), Wass, John (Mgr.), Waters, H. Dorsey (Capt.), Watford, David, Watkins, T. Frank, Way, Charles C. (Capt.), Weaver, James M., Weaver, R. M., Webb, Jim, Weeks, Marquis C., Weeks, Williams R., II (Capt.), Weems, Wharton E. (Mgr.), Weest, Harry B., Weigand, Ryan P., Weir, Robert C. (Capt.), Wellford, Landon C., Wellford, J.H., Wentz, Wade, West, George F., Westcott, Thomas Adam, Whalen, Lawrence F., Whelan, Wayne, Whitaker, J. Waverley, Whitaker, Patrick W., White, Adam (Mgr.), White, Bryan C., White, Charles C., White, Evans Christopher, III, White, Joseph, White, Joseph P., White, James L., Jr., White, James L., III, White, Kaylee (Mgr.), White, T.N., Jr. (Mgr.), White, Todd H. (Capt.), Whitehead, Gordon B., Whitelaw, Landum P., Whitley, Reece M. (Capt.), Whitmore, Jeremiah, Wicks, Dontayvion, Wicks, Jim (Capt.), Wiley, Mark E., Wilkin, Mathew C., Wilkins, Donte (Capt.), Wilkins, Terrence O., Wilcox, Charles, Willett, Kirk A., Willett, W. Roscoe, Jr., Wiley, Michael V. (Mgr.), Williams, Alan C., Williams, Ben (Mgr.), Williams, Bill (Capt.), Williams, Charles Robert, Williams, Christopher E., Williams, Dena, Williams, Deyon (Capt.), Williams, Joe L., Jr., Williams, Julius D., Williams, Lewis C. (Mgr.), Williams, Michael L., Williams, Robert, Williams, S. Clay, Williams, William A. (Mgr.), Williams, Willis E., Jr., Willis, Benjamin C., Willis, Symmion R., Willits, Jim, Wills, Davis B. (Mgr.), Wilson, D.C., Wilson, John B., Wilson, Johnnie L., Wilson, Lowndes (Mgr.), Wilson, Maitland A., Wilson, Marcus, Wilson, Richard T., III (Mgr.), Wiltsee, Erich W., Winborne, Jemaine L., Windle, Steele B., III, Windle, Tucker, Winget, Jim, Wingo-Reeves, Connor, and Winokur, Herbert Sr.

Table listing names and years from Winston, James O. to Wyncoop, Dave. Includes Winston, James O., Wise, H.A. II (Mgr.), Wise, Jennings Cropper, Wise, Sandy (Mgr.), Witt, Samuel Brown, Wolf, Craig K., Womack, Antwoine (Capt.), Womack, John T., III, Wood, Bruce T., Wood, John T., Wood, Davis J., Wood, Douglas, Wood, Joseph M. (Capt.), Wood, Larry, Wood, Oscar E., III (Mgr.), Wood, Smyth, Woodburn, Cynthia (Mgr.), Woods, Brandon C., Woods, Henry M., Jr., Woods, Matthew R., Woods, Reginald D., Woods, Samuel B., Jr. (Mgr.), Woodson, Jared S., Woody, Gordon (Mgr.), Woolfolk, Pichegru, Word, Barry D., Word, Corwin B., Word, Kenneth E., Weeks, Landan, Word, William E., Jr., Wright, Michelle A. (Mgr.), Wright, Steven, Wright, William M., Wykoff, Bernie, and Wyncoop, Dave.

Y

Table listing names and years from Yancey, Kemper W. (Capt.) to Yurechko, Douglas A. (Mgr.). Includes Yancey, Kemper W. (Capt.), Yarbrough, A. Nelson, Yarbrough, Zachary, Yavinsky, Andrew, Yavinsky, Marc T., Yewisiak, Paul, Yoder, Brent, Young, James M., Young, William R., Jr., Young, M. (Mgr.), and Yurechko, Douglas A. (Mgr.).

Z

Table listing names and years from Zaccheaus, Olamide (Capt.) to Zundel, Dwight W. Includes Zaccheaus, Olamide (Capt.), Zamperini, Mark E., Zandier, Zane, Zelleme, Edward B., Zellers, Tom, Zensen, Roger, Zidenberg, Joshua S., Ziegler, Paul E., Zimmer, Craig W., Zimmer, William L., III, Zimmerlink, Geno, Zimmerman, Ric., Zinn, George, Zmudzin, Anthony (Capt.), Zollar, Justin, and Zundel, Dwight W.