



VIRGINIA

2026 MEN'S LACROSSE GAME NOTES



VIRGINIA ATHLETIC COMMUNICATIONS • 290 MASSIE RD • CHARLOTTESVILLE, VA 22904 • VIRGINIASPORTS.COM

2026 SCHEDULE/RESULTS

February

Date	Day	Opponent	TV	Result
8	Sun	Colgate	ACCNX	W, 19-14
14	Sat	at #8 Richmond	ESPN+	L, 12-18
21	Sat	at Stony Brook	Flo (\$)	W, 19-7
28	Sat	#16 Johns Hopkins	ACCNX	L, 13-14

March

Date	Day	Opponent	TV	Time
3	Tue	at High Point	ESPN+	W, 14-7
7	Sat	Towson	ACCN	L, 9-13
14	Sat	at #10 Maryland	BTN	L, 12-13 (30T)
21	Sat	! Utah	ACCNX	W, 16-11
23	Mon	Dartmouth	ACCN	W, 18-7
28	Sat	* #1 Notre Dame	ESPNU	W, 11-9

April

Date	Day	Opponent	TV	Time
4	Sat	* at #7 Duke	ACCN	W, 14-10
11	Sat	* at #5 Syracuse	ESPNU	L, 9-14
18	Sat	* #3 North Carolina	ACCNX	L, 15-16 (OT)
24	Fri	Drexel	ACCN	W, 17-6

May

Date	Day	Opponent	TV	Time
1	Fri	& #1 Notre Dame	ACCN	5 p.m.
9-10	-	# NCAA First Round	TBA	TBA
16-17	-	\$ NCAA Quarterfinals	TBA	TBA
23-25	-	! NCAA Championships	TBA	TBA

Bold - Home game

* - ACC contest

! - Scott Stadium (Charlottesville, Va.)

& - American Legion Memorial Stadium (Charlotte, N.C.)

- Campus sites

\$ - James M. Shuart Stadium (Hempstead, N.Y.) or Delaware Stadium (Newark, Del.)

ON THE AIR

ACC NETWORK

Drew Carter (play-by-play),
Matt Ward (analyst), & Dan Boyle (reporter)



WINA 1070 AM/98.9 FM

Luke Neer (play-by-play)
Doug Tarring (analyst)



NUMBERS TO KNOW

1

ACC Freshman of the Year **Brendan Millon** leads all ACC players in points per game (4.79). He also averaged 4.50 points per game against ACC opponents this season.

7

The Cavaliers, which lead the ACC and are second nationally in assists per game (9.64), are 7-0 this season when recording more assists than their opponent.

20

Virginia is seeking its 20th ACC championship overall and first since 2022, when it clinched a share of the regular-season title with Notre Dame. UVA has won seven ACC Tournaments, with its last coming in 2019.



VIRGINIA CAVALIERS

8-6, 2-2 ACC

FRIDAY, MAY 1 • 5 P.M. • CHARLOTTE, N.C. • AMERICAN LEGION MEMORIAL STADIUM

NOTRE DAME FIGHTING IRISH

10-1, 3-1 ACC



VIRGINIA CAVALIERS

Rankings: 8-USILA, 8-IL
Head Coach: Lars Tiffany (Brown '90)
Record at UVA: 106-50 (10th year)
Career Record: 219-119 (22nd year)
Tiffany vs. Notre Dame: 7-8



NOTRE DAME FIGHTING IRISH

Rankings: 1-USILA, 1-IL
Head Coach: Kevin Corrigan (Virginia '82)
Record at UND: 370-166 (38th year)
Career Record: 380-181 (40th year)
Corrigan vs. UVA: 12-12

GAME SETUP

Facility: American Legion Memorial Stadium
Capacity: 10,500
TV: ACC Network
Radio: WINA (98.9 FM/1070 AM)
Series Record: Tied, 12-12
In ACC Tournament: UND leads, 2-1
At Neutral Sites: UND leads, 3-0
Last Meeting: 3/28/2026, @UVA (W, 11-9)
First Meeting: 5/15/93, @UVA (#) (W, 19-9)
Longest UVA Win Streak: 6 (2019-23)
Largest UVA Win: 19 (23-4), @UVA (#), 5/14/94
Tiffany vs. Corrigan: Corrigan leads, 8-7

GAME OVERVIEW

- No. 4 seed Virginia (8-6) returns to the postseason Friday (May 1), when the Cavaliers take on top-seeded Notre Dame (10-1) in the first semifinal game of the 2026 Allstate Atlantic Coast Conference Men's Lacrosse Championship.
- Opening faceoff from American Legion Memorial Stadium (Charlotte, N.C.) is set for 5 p.m. on ACC Network and WINA (98.9 FM/1070 AM).
- The Cavaliers are the nation's only team this season to knock off Notre Dame, which is ranked No. 1 in this week's USILA coaches poll and Inside Lacrosse media poll.

A WIN FOR THE CAVALIERS WOULD...

- Be UVA's first in the ACC Tournament since winning the championship game over the Fighting Irish at Klöckner Stadium in 2019.
- Improve their all-time ACC Tournament record to 24-21, dating back to the event's inception in 1989. In 44 tournament games played, UVA has scored 477 goals, while its opponents have totaled 473.
- Mark their second over a No. 1-ranked Notre Dame squad this season. UVA defeated the Irish 11-9 in thrilling fashion at Klöckner Stadium on March 28.
- Mark only the second instance in program history in which UVA has knocked off a No. 1 team twice in the same season. The other was in 2023, when the Wahoos defeated top-ranked Notre Dame in both regular-season meetings.
- Be UVA's first-ever at American Legion Memorial Stadium.

VIRGINIA'S PROBABLE LINEUP

Attack	Yr.	G-A-P	Other	Notes	
3	Truitt Sunderland	Sr.	41-17-58	96 shots	Team captain; leads UVA in goals for second straight year
7	Brendan Millon	Fr.	30-37-67	92 shots	ACC Freshman of the Year; leads ACC, all DI freshmen in assists and points
9	McCabe Millon	Jr.	24-40-64	94 shots	Leads ACC in assists for second straight year; former No. 1 HS prospect
Offensive Midfield	Yr.	G-A-P	Other	Notes	
4	Ryan Duenkel	So.	16-7-27	41 shots	Former No. 1 HS prospect; missed 2025 due to injury
5	Joey Terenzi	Sr.	12-9-21	21 shots	Team captain; true two-way midfielder now focusing on offense
13	Ryan Colsey	Sr.	31-7-38	89 shots	Lefty-sharp shooter; has scored in all but two career games
Faceoff Specialists	Yr.	G-A-P	Other	Notes	
14	Andrew Greenspan	Jr.	0-0-0	64-120 FO	Transferred to UVA from Notre Dame after '24; led UVA in faceoff wins & attempts in 2025
25	Henry Metz	Jr.	1-0-1	47-92 FO	UVA's No. 3 FOGO in 2025; former Michigan high school hockey player
30	Griff Meyer	Fr.	2-1-3	99-184 FO	Nation's No. 24 prospect, high school All-American
Defensive Midfield	Yr.	G-A-P	Other	Notes	
8	Robby Hopper (LSM)	Fr.	2-4-6	40 GB	Inside Lacrosse's top LSM and No. 8 overall prospect
10	Wills Burt	Jr.	0-0-0	20 GB	Physical, strong SSDM; Missed seven games in 2025 due to injury
15	Hudson Hausmann	So.	5-0-5	14 GB	UVA's top SSDM in 2026; takes wing on faceoffs; effective in transition
17	Mack Till	Sr.	0-0-0	8 CT	UVA's most experienced SSDM; contributes to UVA's man-down unit
Close Defense	Yr.	G-A-P	Other	Notes	
36	Michael Meredith	So.	0-0-0	14 CT	Transfer from Jacksonville; 2025 First Team All-ASUN
44	Tommy Snyder	So.	1-0-1	6 CT	Appeared in all 14 games in 2025 as a true freshman; can play close defense or LSM
49	John Schroter	Sr.	0-0-0	20 CT	Team captain; UVA's top defender; Preseason All-ACC
81	Aidan Murnane	Gr.	0-0-0	15 CT	Transfer from Colgate; suffered season-ending injury in 2025 opener
Goalies	Yr.	GAA/Sv%	W-L	Notes	
27	Jake Marek	Gr.	11.14/.506	7-5	Led Air Force to NCAA Tournament in 2025; enrolled at UVA's nursing school
38	Kyle Morris	Sr.	11.60/.415	1-1	Redshirted in 2023; first career win was in 20T over Johns Hopkins (NCAA QF)





QUICK FACTS

WHAT'S INSIDE

Quick Facts 2
University of Virginia/Athletic Communications 3
Series History/Stat Comparisons/This Week's Polls 4
Starting Lineups/Storylines 5
G-A-P Streaks/Multi-Point Games/Storylines 6
UVA's Record When/Storylines 7
Storylines 8
Head Coach Lars Tiffany/Storylines 9
The Last Time - Team 11
The Last Time - Individual/Scoring By Quarters 12
Scoring Runs/Largest Crowds 13
Program Records 14
Single-Game Top-10 Leaders 15
ACC Tournament Results 16
Championship Weekend at Scott Stadium 17
NCAA Tournament Results 18
Key Player Career Capsules 19-23
Season Statistics 24-34
NCAA Statistical Leaders 35
2026 Game Recaps 35-42
ACC Tournament Bracket 43
Numerical/Alphabetical Roster 44

UNIVERSITY OF VIRGINIA

Location..... Charlottesville, Va., 22904
Founded by Thomas Jefferson, 1819
Enrollment 25,944 (17,618 undergraduates)
President Scott C. Beardsley
Nicknames..... Cavaliers, Wahoos, Hoos
Colors..... Cavalier Orange & Jefferson Blue
Conference Atlantic Coast Conference
Stadium (Capacity)..... Klöckner Stadium (8,000)
Affiliation NCAA, Division I
Athletics Director..... Carla Williams
Executive Associate AD/SWA..... Armani Dawkins
Faculty Athletics Rep TBA
Athletics Website..... https://VirginiaSports.com

LACROSSE COACHING STAFF INFORMATION

Head Coach..... Lars Tiffany (Brown '90)
Record at Virginia..... 106-50 (.679), 10th season
Career Collegiate Record..... 219-119 (.648), 22nd season
Associate Head Coach Kevin Cassese (Duke '03)
Assistant Coach Logan Greco (Virginia '19)
Assistant Coach Connor Shellenberger (Virginia '24)
Operations Assistant Brian Wilberger (Radford '95)

TEAM INFORMATION

2025 Record 6-8, 0-4 ACC
Final Ranking..... USILA - 19; Inside Lacrosse - RV
Starters Returning (5) Colsey, Inderlied, Millon, Schroter Sunderland
Starters Lost (5)..... Fulton, Kology, Mencke, Nunes, Schutz
2026 Captains John Schroter, Truitt Sunderland, Joey Terenzi

PROGRAM HISTORY

First Year of Lacrosse..... 1904 (2026 is 97th season)
Total Number of Games..... 1,126
(No information is available on teams from 1904-07)
All-Time Record..... 719-402-5 (.641)
Longest Win Streak 17, 2006
Average Score..... 12-9 UVA
10+ Win Seasons 34
15+ Win Seasons 4

ACC HISTORY

Total ACC Titles..... 19
(1962, 1964, 1969, 1970, 1971, 1975, 1980, 1983,
1984, 1985, 1986, 1997, 1999, 2000, 2003, 2006,
2010, 2019, 2022)
Total ACC Tournament Titles 7
Record in ACC Title Game..... 7-10 (.412)
(1997, 1999, 2000, 2003, 2006, 2010, 2019)
ACC Regular-Season Titles 26

TEAM HONORS

National Championships..... 9
NCAA (1972, 1999, 2003, 2006, 2011, 2019, 2021)
USILA (1952, 1970)
Final Four Appearances..... 26
Final Four Record..... 18-19 (.486)
USILA First Team All-Americans 77
USILA Second Team All-Americans 86
Tewaaraton Trophy Winners 3
Chris Rotelli (2003), Matt Ward (2006), Steele Stanwick (2011)
Tewaaraton Trophy Finalists 13
Award's inception was 2000 & first awarded in 2001
ACC Player of the Year Winners 11
Most Recent: Cole Kastner (Defensive), 2022
Most Recent: Steele Stanwick (Offensive), 2012
ACC Coach of the Year Winners..... 11
Most Recent: Lars Tiffany, 2022
ACC Rookie of the Year Winners..... 15
Most Recent: Brendan Millon, 2026
Lacrosse Hall of Fame Members..... 14

WHAT RETURNS IN 2026 BY PERCENT

Table with 4 columns: Category, 2025 Totals, Returning in 2026, Pct.
Games Played: 429, 252, 58.7
Games Started: 140, 73, 52.1
Goals: 154, 106, 68.8
Assists: 97, 69, 71.1
Points: 251, 175, 69.7
Shots: 576, 399, 69.3
Shots On Goal: 339, 240, 70.8
Man-Up Goals: 17, 12, 70.6
Game-Winning Goals: 6, 3, 50.0
Faceoffs Won: 173, 111, 64.2
Faceoff Attempts: 348, 233, 67.0
Ground Balls: 503, 244, 48.5
Caused Turnovers: 139, 72, 51.8
Penalties: 56, 30, 53.6
Penalty Minutes: 44:00, 21:30, 48.9





THE UNIVERSITY OF VIRGINIA

UNIQUELY UVA

The University of Virginia is an institution rich with history and tradition. Here is some of the terminology that contributes to UVA's culture.

Grounds: The term used by students, faculty and alumni to refer to the University dating as far back as Thomas Jefferson. "Campus" is never used.

First Year, Second Year, Third Year, Fourth Year: Instead of freshman, sophomore, junior, senior. Why you may ask? To be a "senior" implies that a person has reached the final phase of learning, a feat that Thomas Jefferson believed to be impossible, arguing instead that education is a life-long process.

Commonwealth: Virginia is one of four constituent states of the United States of America that officially uses the name "Commonwealth" instead of the word state in all references. The other three commonwealths are Kentucky, Massachusetts and Pennsylvania.

UNIVERSITY NICKNAMES

Virginia's athletics teams have been accompanied by a somewhat confusing array of nicknames. The most prominent and widely accepted of these monikers are "Cavaliers," "Wahoos" and "Hoos."

Although the terms "Cavaliers," "Wahoos" and "Hoos" are used almost interchangeably to refer to University teams and players, "Cavaliers" is more often used by the media, while "Wahoos" and "Hoos" are frequently used by Virginia students and fans.

Legend has it that Washington & Lee baseball fans dubbed the Virginia players "Wahoos" during the fiercely contested rivalry that existed between the two in-state schools in the 1890s. By 1940, "Wahoos" was in general use around Grounds to denote University students or events relating to them. The abbreviated "Hoos" sprang up later in student newspapers and has gained growing popularity in recent years.

THE CAVALIER MASCOT

The costumed Cavalier with a large character head debuted during Virginia's 1984 football season and has remained the official mascot of the University.

UNIVERSITY COLORS

Orange and blue were adopted as the University of Virginia's official athletic colors at a mass student meeting in 1888. UVA athletic teams had previously worn silver gray and cardinal red, but those colors did not stand out on muddy football fields, prompting a student movement to change them.

One of the students attending the mass meeting was Allen Potts, a star athlete who played on Virginia's first football team in 1888. Potts showed up at the meeting wearing a navy blue-and-orange scarf that he had acquired during a summer boating expedition at Oxford University. Orange and blue were chosen as the official athletic colors after one of Potts' fellow students pulled the scarf off Potts' neck and, waving it to the crowd, yelled, "How will this do?" UVA later served as the inspiration for schools like Auburn and Florida when they selected school colors.

WAH-HOO-WA

The origin of "Wah-hoo-wa" is uncertain. The cheer was used to root on Virginia teams as early as 1890 and may have been borrowed from Dartmouth College, whose athletics teams were once known as the Indians.

Legend attributes the yell to Natalie Floyd Otey, who sang the ballad "Where'er You Are, There Shall My Love Be" at Charlottesville's Levy Opera House in 1893. The predominantly student audience noticed that Otey warbled the first three words of the song between each of the stanzas and decided to join in the refrain. By evening's end, goes the legend, the crowd had corrupted "Where'er You Are" into "Wah-hoo-wah."

The Levy Opera House stands at the corner of High Street and Park Street and has since been renovated into an office building.

ATHLETIC COMMUNICATIONS

PATRICK BOLING

Assistant Director of Athletic Communications
Virginia Men's Lacrosse & Football
Mobile: 434.227.6008
pboling@virginia.edu
@p_boling23

MAILING ADDRESS

McCue Center
290 Massie Road
P.O. Box 400853
Charlottesville, VA 22904

CREDENTIALS

All credential requests should be sent to Patrick Boling via email (pboling@virginia.edu). Those who were granted an Olympic Sport season credential should use that to gain access to the media workspace at Klöckner Stadium. Media seating at Klöckner Stadium is first-come first-served at the designated media spots.

PHOTOGRAPHERS

All photography credential requests should be sent to Patrick Boling via email (pboling@virginia.edu).

RADIO

Broadcasts are made from the radio broadcast facilities in Klöckner Stadium. There is one courtesy line available for use by visiting radio crews. Arrangement for broadcasts must be validated in advance through the UVA Athletics Athletic Communications Office.

TELEVISION

Television rights for all home Virginia men's lacrosse games are owned by the Atlantic Coast Conference and ESPN. Permission must be obtained in advance to videotape the games for any purpose.

POSTGAME INTERVIEWS

Members of the media present for 2026 Virginia home men's lacrosse games will be invited on to the field to speak with head coach Lars Tiffany and select student-athlete(s) approximately 10-15 minutes after the conclusion of each game.

COVERING A GAME AT KLÖCKNER STADIUM

When covering a game being played at Klöckner Stadium, please include the umlaut above the letter 'o' in Klöckner. Mac users can do this by clicking Alt-u or Option-u and then typing the letter o. PC users should make sure their number lock is off and then type Alt 0246.



SERIES HISTORY

All-Time Series: Tied, 12-12

- In **Charlottesville, Va:** UVA leads, 10-5
- In **South Bend:** UND leads, 4-2
- **Neutral Sites:** UND leads, 3-0
- **ACC Tournament:** UND leads, 2-1
- In **NCAA Tournament:** UVA leads, 3-2
- In **Overtime Games:** UND leads, 3-0

Longest UVA Win Streak: 6 (2019-23)

Longest UND Win Streak: 6 (2012-18)

Largest Margin of Victory: 19 (W, 23-4), @UVA (#), 5/14/94

ALL-TIME SERIES RESULTS VS. NOTRE DAME

Date	W/L	UVA	Opp	H/A/N
5/15/93	W (#)	19	9	H
5/14/94	W (#)	23	4	H
3/14/01	L	8	11	H
3/12/02	W	7	5	H
3/11/03	W	14	8	H
5/13/06	W (#)	14	10	H
5/20/12	L (#)	10	12	N32
3/16/14	L*	9	18	A
3/14/15	L	9	11	H
3/19/16	L (OT)	7	8	A
3/18/17	L (OT)	10	11	H
3/17/18	L	7	9	A
4/29/18	L (&)	7	17	H
3/16/19	W	13	11	H
5/4/19	W (&)	10	4	H
3/27/21	W	12	11	A
3/26/22	W	12	8	H
3/25/23	W	15	10	A
4/30/23	W	12	8	H
5/27/23	L (OT) (#)	12	13	N26
4/27/24	L	9	11	H
5/3/24	L (&)	9	18	N41
4/12/25	L	7	12	A
3/28/26	W	11	9	H

- NCAA Tournament

& - ACC Tournament

N32 - PPL Park (Chester, Pa.)

N26 - Lincoln Financial Field

N41 - American Legion Memorial Stadium (Charlotte, N.C.)

* - Loftus Sports Center (indoor)

Virginia Goals: 266 Notre Dame Goals: 248

SERIES HISTORY

- In its 11-9 triumph over No. 1 Notre Dame at Klöckner Stadium earlier this year, UVA tied the all-time series, which began during the 1993 NCAA Tournament, 12-12.
- The Cavaliers' 2026 regular-season win snapped their four-game skid in the series. Prior to losing four straight, UVA had won six consecutive games over UND from 2019-23.
- The Cavaliers and Fighting Irish have met three times in the ACC Tournament, in 2018, 2019 and 2024. UND leads the series 2-1 in such contests, but the Wahoos got the best of the Irish in the 2019 title game, 10-4. That was also UVA's last ACC Tournament championship.
- After scoring the first four goals in the 2024 ACC semifinals, Notre Dame dominated UVA on the way to its 18-9 victory. In that 2024 ACC semifinal, faceoff specialist **Andrew Greenspan**, who transferred to UVA from UND after the 2024 season, finished 6 for 8 at the center X and tallied five ground balls.
- The Irish went on to win the ACC and NCAA championships that year, with a compelling 16-1 overall record.
- In the 2019 ACC Tournament championship game, Virginia knocked off the Irish, 10-4, at Klöckner Stadium after holding UND scoreless for 42:12.
- In a physical battle that featured 12 total penalties, UND scored seven consecutive goals in the second half to seal a 12-7 win over the Hoos in last year's regular-season meeting at Arlotta Stadium (South Bend, Ind.).
- Virginia and Notre Dame have squared off five times in the NCAA Tournament ('93, '94, '06, '12, '23), with the Cavaliers leading 3-2 in such contests.
- At Championship Weekend in 2023, UND scored four of the last five goals, including the game-winner in overtime, at Lincoln Financial Field (Philadelphia, Pa.).
- In 2006, the Cavaliers defeated the Irish 20-8 in the NCAA quarterfinals before capturing the program's fourth NCAA title in a 15-7 decision over UMass at Lincoln Financial Field (Philadelphia, Pa.).

COMPARISONS (2026)

	UVA	UND
SHOT STATISTICS		
Goals-Shot attempts	198-598	143-472
Goals Scored per game	14.14	13.00
Shot pct.	.331	.303
Shots on goal-Attempts	363-598	281-472
SOG pct.	.607	.595
Shots/Game	42.7	42.9
Assists	135	82
MAN-UP OPPORTUNITIES		
Goals-Opportunities	12-32	10-23
Conversion Pct.	.375	.435
GOAL BREAKDOWN		
Total Goals	198	143
Man-Up	12	10
Man-down	0	0
Unassisted	63	61
Overtime	0	0
GROUND BALLS	527	357
TURNOVERS	210	156
CAUSED TURNOVERS	152	91
FACEOFFS (W-L)	214-404	152-271
Faceoff W-L Pct.	.530	.561
CLEARs	285-332	226-249
Clear Pct.	.858	.908
PENALTIES		
Number	52	25
Minutes	40:00	19:00

UVA SERIES SUPERLATIVES

Goals	6, Xander Dickson, 2023 (Gm1)
Assists	5, Steele Stanwick, 2012 (#) 5, Connor Shellenberger, 2023 (Gm1)
Points	7, Tim Whiteley (4g, 3a), 1992 (#) 7, Steele Stanwick (2g, 5a), 2012 (#) 7, Michael Kraus (5g, 2a), 2017 7, Connor Shellenberger, (2g, 5a), 2023 (Gm1) 7, Xander Dickson (6g, 1a), 2023 (Gm1)
Saves	19, Matthew Nunes, 2023 (Gm2) 17, Matthew Nunes, 2023 (Gm3) (#)

VIRGINIA IN THE POLLS

USILA (Coaches)

Rk.	Team	Pts
1.	Notre Dame (28)	598
2.	Princeton (2)	569
3.	Richmond	515
4.	Cornell	483
5.	North Carolina	480
6.	Syracuse	465
7.	Johns Hopkins	412
8.	Virginia	335
9.	Yale	315
10.	Georgetown	314
11.	Maryland	313
12.	Duke	261
13.	Harvard	253
14.	Army	245
15.	Penn State	232
16.	Towson	127
17.	Ohio State	110
18.	Loyola	82
19.	Penn	48
20.	Boston U.	33

Inside Lacrosse (Media)

Rk.	Team	Pts
1.	Notre Dame (18)	436
2.	Princeton (4)	417
3.	Richmond	396
4.	Cornell	362
5.	North Carolina	355
6.	Syracuse	334
7.	Johns Hopkins	290
8.	Virginia	244
9.	Yale	237
10.	Maryland	236
11.	Duke	218
12.	Georgetown	202
13.	Harvard	181
14.	Army	179
15.	Penn State	165
16.	Towson	112
17.	Ohio State	89
18.	Loyola	64
19.	Boston U.	33
20.	Penn	29

RV: Michigan, Utah, Robert Morris, Saint Joseph's, UMass, Brown, Drexel, Denver, Jacksonville, Long Island, UAlbany, High Point, Rutgers and Siena.

RV: Michigan, Rutgers, Robert Morris, Utah, UMass, UAlbany, Saint Joseph's and Jacksonville.

VIRGINIA WEEK-BY-WEEK

Week	USILA	IL	USA
Preseason	14	14	13
Feb. 9	13	13	12
Feb. 16	T-17	15	15
Feb. 23	13	14	13
March 2	17	17	17
March 9	RV	RV	RV
March 16	RV	RV	RV
March 23	RV	RV	RV
March 30	16	14	14
April 6	13	9	9
April 13	11	8	9
April 20	12	8	12
April 27	8	8	12
May 4	-	-	-

2026 ACC PRESEASON POLL

No.	Team	Votes
1.	Syracuse	25
2.	Notre Dame	18
3.	North Carolina	17
4.	Duke	9
5.	Virginia	6

ACC STANDINGS

Team	ACC	Overall	Streak
Notre Dame	3-1	10-1	W4
North Carolina	2-2	11-3	L1
Syracuse	2-2	11-4	L1
Virginia	2-2	8-6	W1
Duke	1-3	9-4	W1

Note: Standings reflect games played through April 25.





SCOUTING THE FIGHTING IRISH

- As of April 30, Notre Dame (10-1) and Richmond (12-1) are the nation's only two one-loss teams.
- The Fighting Irish (2023 and 2024) and Cavaliers (2019 and 2021) are the only two DI teams to have won consecutive national championships in the last 10 years.
- Notre Dame is third among all Division I teams and leads the ACC in scoring defense (8.27).
- ACC Goalie of the Year Thomas Ricciardelli ranks third among DI netminders in save percentage (59.1) and fifth in goals-against average (8.06). The Irish also boast the ACC's two-time Co-Defensive Player of the Year, Shawn Lyght.
- Sophomore midfielder Matt Jeffery is a two-time All-ACC selection and was the ACC Freshman of the Year in 2025.
- Notre Dame is led by Charlottesville native and UVA alum Kevin Corrigan '82, who is in his 40th season as a collegiate head coach, which makes him the second-longest tenured active Division I head coach. Corrigan was named the 2026 ACC Coach of the Year after UND went 3-1 in ACC play to claim this year's ACC regular-season title outright.

LAST TIME THEY MET

- Virginia defeated No. 1 Notre Dame 11-9 on March 28, at Klöckner Stadium, marking the program's first win by an unranked team over a top-ranked opponent.
- The Cavaliers held the Irish scoreless for the final 19:34.
- **Brendan Millon** (2g, 2a) scored the game-winning goal in heroic fashion with 3:29 remaining to deliver the Wahoos' first lead since the opening quarter.
- In addition to Brendan Millon, **Truitt Sunderland** (2g, 2a) and **McCabe Millon** (1g, 3a) recorded four points apiece, while **Joey Terenzi** and **Hudson Hausmann** added two goals each.
- UVA goaltender **Jake Marek** made 11 saves – his third straight game with double-digit stops – as the defense anchored the late shutout stretch.
- The win marked UVA's third straight at the time and snapped an 11-game skid against ranked opponents.

ACC CHAMPIONSHIP PEDIGREE

- Virginia has claimed at least a share of 19 ACC championships, including two (2019 & 2022) under head coach **Lars Tiffany**.
- The Cavaliers won 11 titles (1962, 1964, 1969, 1970, 1971, 1975, 1980, 1983, 1984, 1985 and 1986) prior to the ACC establishing a tournament from 1989-2019 to determine the champion.
- Virginia has won seven ACC Tournament championships: 1997, 1999, 2000, 2003, 2006, 2010 and 2019.
- In the 2019 ACC Tournament, which was held at Klöckner Stadium, UVA defeated Notre Dame 10-4 in the championship game.
- From 1989-2019, Virginia won 14 regular-season titles (1990, 1993, 1994, 1995, 1997, 1999, 2000, 2002, 2003, 2006, 2009, 2010, 2012 and 2019), more than any other ACC school.
- The ACC Tournament, which returned in 2024 following a four-year hiatus from 2020-23, will be contested at American Legion Memorial Stadium (Charlotte, N.C.) on May 1 and 3.

MILLON BROTHERS ARE THE NATION'S BEST TANDEM

- Brothers **Brendan Millon** and **McCabe Millon** are perhaps the nation's best 1-2 punch in all of Division I men's lacrosse.
- For games played through April 28, Brendan Millon, the ACC Freshman of the Year, leads the ACC in points (4.79/gm) and is third in assists (2.64/gm), good for eighth and seventh, respectively, among all Division I players.
- He also leads all DI freshmen in both assists and points per game.
- Against ACC opponents, Brendan Millon averaged 4.5 points per game. He notched six points in two ACC meetings, at then-No. 7 Duke and against then-No. 3 North Carolina.
- McCabe Millon leads the ACC and is fourth nationally in assists (2.86/gm). He's also third in the ACC in points (4.57/gm).
- After being named to its preseason watch list, McCabe Millon was named one of 25 nominees for the Tewaaraton Award, given annually to the top player in college lacrosse.
- McCabe Millon has notched at least four points in all but three games this season. He achieved career highs in both points (9) and assists (5) in UVA's season opener, a 19-14 win over Colgate (Feb. 8).
- During UVA's most recent four-game win streak, Brendan Millon averaged 6.0 points per game, including 4.0 assists per game.
- Brendan Millon has tallied at least five assists in three games this year, all of which were UVA wins. He had five helpers in his collegiate debut against Colgate (Feb. 8) and on the road against then-No. 7 Duke (April 4).
- Against Dartmouth, he tallied a whopping 10 points on four goals and a career-high six assists. He's the only Division I freshmen to tally at least 10 points in a game this season and one of only nine players overall (for games played through April 28).

CAREER STARTS

Player	'22	'23	'24	'25	'26	Career	Streak
#9 McCabe Millon, A	-	-	17	13	13	43	0
#81 Aidan Murmane, D^	13	11	14	1	2	41	1
#13 Ryan Colsey, A	-	-	16	13	12	41	0
#23 Johnny Hackett, A/M^	-	16	13	6	2	37	0
#49 John Schroter, D	-	*	14	13	12	39	12
#27 Jake Marek, G^	*	*	6	17	11	34	0
#3 Truitt Sunderland, A	-	1	1	13	14	29	15
#00 Charles Balsamo, M^	-	18	3	0	1	22	1
#36 Michael Meredith, D^	-	-	-	9	14	23	21
#4 Ryan Duenkel, A/M	-	-	-	*	13	13	0
#7 Brendan Millon, A	-	-	-	-	13	13	0
#44 Tommy Snyder, D	-	-	-	0	13	13	0
#6 Will Inderlied, M	*	0	0	9	1	10	1
#12 Chase Band, A/M	-	-	0	0	9	9	0
#38 Kyle Morris, G	-	*	1	5	3	9	1
#5 Joey Terenzi, M	-	*	0	0	4	4	4
#35 Burke McFarlane, A	0	0	0	1	1	2	1
#19 Tim Myers, M	-	0	0	0	1	1	1
#88 Luke Hublitz, D	-	-	-	*	1	1	0

* - did not play

^ - includes starts at previous institution

Note: Some starts may be at positions other than the ones listed.

STARTING LINEUPS

Opponent	Attack	Midfield	Defense	Goalie
Colgate (H)	Colsey	Band	Meredith	Marek
	M.Millon	Duenkel	Murmane	
	Sunderland	B.Millon	Snyder	
Richmond (A)	Colsey	Duenkel	Hublitz	Marek
	M.Millon	Hackett	Meredith	
	Sunderland	B.Millon	Snyder	
Stony Brook (A)	Colsey	Duenkel	Meredith	Morris
	M.Millon	Hackett	Schroter	
	Sunderland	B.Millon	Snyder	
Johns Hopkins (H)	B. Millon	Band	Meredith	Morris
	M.Millon	Colsey	Schroter	
	Sunderland	Duenkel	Snyder	
High Point (A)	Colsey	Band	Meredith	Marek
	M.Millon	Duenkel	Schroter	
	Sunderland	B.Millon	Snyder	
Towson (H)	B. Millon	Band	Meredith	Marek
	M.Millon	Colsey	Schroter	
	Sunderland	Duenkel	Snyder	
Maryland (A)	B. Millon	Band	Meredith	Marek
	M.Millon	Colsey	Schroter	
	Sunderland	Duenkel	Snyder	
Utah (H)	B. Millon	Band	Meredith	Marek
	M.Millon	Colsey	Schroter	
	Sunderland	Duenkel	Snyder	
Dartmouth (H)	Colsey	Band	Meredith	Marek
	M.Millon	Duenkel	Schroter	
	Sunderland	B. Millon	Snyder	
Notre Dame (H)	B. Millon	Band	Meredith	Marek
	M.Millon	Colsey	Schroter	
	Sunderland	Duenkel	Snyder	
Duke (A)	B. Millon	Colsey	Meredith	Marek
	M.Millon	Duenkel	Schroter	
	Sunderland	Terenzi	Snyder	
Syracuse (A)	B. Millon	Colsey	Meredith	Marek
	M.Millon	Duenkel	Schroter	
	Sunderland	Terenzi	Snyder	
North Carolina (H)	B. Millon	Band	Meredith	Marek
	M.Millon	Duenkel	Schroter	
	Sunderland	Terenzi	Snyder	
Drexel (H)	McFarlane	Balsamo	Meredith	Morris
	Myers	Inderlied	Murmane	
	Sunderland	Terenzi	Schroter	



BRENDAN MILLON ON VIRGINIA'S FRESHMAN RECORDS LIST

• **Brendan Millon** is ascending UVA's freshman points, assists and goals lists.

POINTS

Name	Year	Goals	Assists	Points
1. Connor Shellenberger	2021	37	42	79
2. Brendan Millon	2026	30	37	67
3. McCabe Millon	2024	41	25	66

ASSISTS

Name	Season	Assists
1. Connor Shellenberger	2021	42
2. Brendan Millon	2026	37

GOALS

Name	Season	Goals
1. McCabe Millon	2024	41
2. Joe Yevoli	2002	40
3. Ian Laviano	2017	37
Connor Shellenberger	2021	37
5. Steele Stanwick	2009	36
6. Kevin Pehlke	1990	34
Michael Kraus	2017	34
8. Michael Watson	1994	31
9. Garrett Billings	2006	30
Brendan Millon	2026	30

HOOS IN THE NATIONAL STATISTICAL RANKINGS

- For games played through April 28, UVA is second nationally in assists (9.64/gm), third in points (23.79/gm), fourth in caused turnovers (13.00) and ground balls (37.64), eighth in scoring offense (14.14/gm) and 11th shooting percentage (.331).
- **Truitt Sunderland** (2.93/gm) is tied with UNC's Dominic Pietramala in leading the ACC in goals, also good for 11th among all Division I players.
- Two-time All-ACC defenseman **John Schroter** leads the ACC and is 29th in caused turnovers (1.67/gm).

JAKE MAREK: THE CAVALIERS' SECRET WEAPON

- Goaltender **Jake Marek** enrolled in UVA's graduate nursing program in May 2025 without no plans to play lacrosse in Charlottesville after spending four seasons at Air Force (2022-25).
- He seized the starting role late in the 2024 season and went on to start all 17 games for the Falcons in 2025. Marek led Air Force to an ASUN championship, earned ASUN Tournament MVP honors, and helped the Falcons secure a berth in the 2025 NCAA Tournament.
- After UVA alum Pete Dunne '80, who helped introduce Marek to the sport of lacrosse, connected him with head coach **Lars Tiffany** and after a few weeks the two met face-to-face at Charlottesville staple Bodo's Bagels across from the Rotunda. Tiffany then invited Marek to join the team as a walk-on in the fall of 2025, and he ultimately won the starting job for the Cavaliers' season opener against Colgate (Feb. 8).
- After a slow start to UVA's 2026 campaign in which he was relieved in the second half of the Richmond game (Feb. 14), Marek has found his form as of late.
- He recorded double-digit saves in each game of the Cavaliers' most recent four-game win streak, which began on March 21 with a 16-11 victory over Utah, when he notched a season-high 14 saves. He also tied his season high of 14 saves in UVA's 16-15 overtime heartbreaker against then-No. 3 North Carolina (April 18).
- Marek recorded 11 saves in UVA's 11-9 upset of then-No. 1 Notre Dame (March 28) and 13 saves in UVA's 14-10 road win over then-No. 7 Duke (April 4).
- He was named ACC Co-Defensive Player of the Week on April 7 following his standout performance against the Blue Devils after helping hold the nation's top scoring offense at the time to just 10 goals.
- Virginia is 6-2 this season when Marek tallies at least 10 stops on net. Its two only losses in such games were a 13-9 setback to Towson (March 7), when he had 11 saves, and 16-15 overtime heartbreaker against the Tar Heels.

ON THE HORIZON

- The winner of Virginia-Notre Dame will await the winner of No. 3 seed Syracuse (11-4) and No. 4 North Carolina (11-3). The Orange and Tar Heels will clash in the second ACC semifinal on Friday at approximately 8 p.m. on ACC Network.
- The ACC championship game is slated for Sunday (May 3) at noon on ACCN.

CONSECUTIVE GAMES WITH A GOAL

Name, Pos.	Streak	Goals During Streak	Streak Started
#13 Ryan Colsey, A	27	60	Feb. 8, 2025
#3 Truitt Sunderland, A	17	48	April 12, 2025
#7 Brendan Millon, A	14	30	Feb. 14, 2026
#4 Ryan Duenkel, A/M	4	7	April 4, 2026
#9 McCabe Millon, A	3	4	April 11, 2026
#5 Joey Terenzi, M	2	4	April 18, 2026
#6 Will Inderlied, M	1	1	April 24, 2026
#12 Chase Band, A/M	1	1	April 24, 2026
#24 Sean Browne, A/M	1	1	April 24, 2026
#35 Burke McFarlane, A/M	1	1	April 24, 2026
#23 Johnny Hackett, A/M	1	1	Feb. 21, 2026

CONSECUTIVE GAMES WITH A POINT

Name, Pos.	Streak	G-A-P During Streak	Streak Started
#13 Ryan Colsey, A	27	60-18-78	Feb. 8, 2025
#3 Truitt Sunderland, A	17	48-18-66	April 12, 2025
#7 Brendan Millon, A	14	30-37-67	Feb. 8, 2026
#5 Joey Terenzi, M	9	12-9-21	Feb. 14, 2026
#4 Ryan Duenkel, A/M	4	7-2-9	April 4, 2026
#9 McCabe Millon, A	3	4-6-10	April 11, 2026
#8 Robby Hopper, LSM	1	0-1-1	April 18, 2026
#00 Charles Balsamo, A/M	1	0-1-1	April 24, 2026
#6 Will Inderlied, M	1	1-0-1	April 24, 2026
#12 Chase Band, A/M	1	1-0-1	April 24, 2026
#17 Mack Till, M	1	0-1-1	April 24, 2026
#22 Eli Petty, D	1	0-1-1	April 24, 2026
#24 Sean Browne, A/M	1	1-1-2	April 24, 2026
#35 Burke McFarlane, A/M	1	1-0-1	April 24, 2026
#23 Johnny Hackett, A/M	1	1-0-1	Feb. 21, 2026

MULTIPLE GOAL GAMES

Name, Pos.	2026	Career	Career 3+ Goals
#9 McCabe Millon, A	7	27	14
#13 Ryan Colsey, M	9	27	9
#3 Truitt Sunderland, A	12	23	14
#23 Johnny Hackett, A/M	0	17%	9%
#7 Brendan Millon, A	11	11	3
#00 Charles Balsamo, M	1	9%	0%
#4 Ryan Duenkel, A/M	4	4	1
#5 Joey Terenzi, M	3	4	2
#12 Chase Band, A/M	4	4	0
#6 Will Inderlied, M	0	1	0
#15 Hudson Hausmann, M	1	1	0
#24 Sean Browne, A/M	1	1	0
#30 Griff Meyer, FO/M	1	1	0

% - includes goals tenure at previous institution

MULTIPLE ASSIST GAMES

Name, Pos.	2026	Career	Career 3+ Assists
#9 McCabe Millon, A	12	27	20
#23 Johnny Hackett, A/M	0	12%	3%
#3 Truitt Sunderland, A	4	11	5
#7 Brendan Millon, A	10	10	7
#00 Charles Balsamo, M	0	3%	0
#5 Joey Terenzi, M	2	3	0
#13 Ryan Colsey, A	2	3	1
#4 Ryan Duenkel, A/M	1	1	0
#6 Will Inderlied, M	0	1	0

% - includes goals tenure at previous institution





VIRGINIA IS A GROUND BALL MACHINE

- Virginia has led the nation in ground balls in seven of the last nine years
- UVA has also finished in the top-4 nationally in ground balls the last 10 consecutive seasons.
- UVA is the only program in the nation to finish in the top-4 nationally in ground balls per game 15 times over the last 16 seasons.
- The only program in 2016 to finish with more ground balls per game was UVA head coach Lars Tiffany's 2016 Brown team.

VIRGINIA'S NCAA RANKING FOR GROUND BALLS PER GAME

Year	NCAA Rank	Ground Balls	Teams Ahead of UVA (Rank)
2009	2	40.78 per game	North Carolina (1)
2010	1	37.17 per game	N/A
2011	3	36.83 per game	VMI (1), Jacksonville (2)
2012	3	35.25 per game	Bryant (1), Robert Morris (2)
2013	1	39.93 per game	N/A
2014	1	37.75 per game	N/A
2015	12	32.13 per game	11 other teams
2016	2	35.20 per game	Brown (1)
2017	1	43.33 per game	N/A
2018	1	38.00 per game	N/A
2019	1	41.21 per game	N/A
2020	1	43.33 per game	N/A
2021	1	41.94 per game	N/A
2022	2	38.12 per game	Princeton (1)
2023	1	39.65 per game	N/A
2024	1	37.78 per game	N/A
2025	4	35.93 per game	Dartmouth, Robert Morris, Towson
2026	4	37.64 per game	Utah, Boston U, Robert Morris

Note: For games played through April 28.

SUNDERLAND ADDED TO TEWAARATON AWARD WATCH LIST

- Virginia senior attackman **Truitt Sunderland** was named a second-round addition to the Tewaaraton Award Watch List, the Tewaaraton Award Foundation announced Thursday (March 26).
- Sunderland joined fellow UVA attackman **McCabe Millon** and defenseman **John Schroter**, who were previously named to the Foundation's preseason watch list in February.
- The final wave of midseason additions comes before the men's and women's lists are narrowed to 25 nominees each on April 26.
- Following a six-goal performance in UVA's 16-11 win over Utah (March 21) at Scott Stadium, Sunderland claimed his first career ACC offensive player-of-the-week honor and was named to the USILA's Team of the Week.

THE CAVALIERS AT KLÖCKNER STADIUM

- Virginia owns a 188-54 (.777) all-time record at Klöckner Stadium and has won 16 of its last 25 games played at the historic edifice.
- The Cavaliers' average margin of victory in their last 25 games at Klöckner Stadium is 3.84 goals.
- Virginia is 62-22 (.738) all-time at Klöckner Stadium under head coach **Lars Tiffany**.
- UVA is also 15-3 all-time at Klöckner Stadium in NCAA Tournament contests.
- Lacrosse debuted in Klöckner Stadium in 1993.

THREE TRANSFERS BOLSTER UVA'S 2026 ROSTER

- The Cavaliers added three transfers to this year's roster in goalie **Jake Marek** (Air Force), and defensemen **Michael Meredith** (Jacksonville) and **Aidan Murnane** (Colgate).
- All three players have contributed significantly so far this season, including Meredith who has started in every game at close defense (as of March 15).
- Marek guided Air Force to an ASUN championship and NCAA Tournament appearance in 2025. He finished with 170 saves, good for No. 3 in Air Force single-season history.
- Meredith was First Team All-ASUN as true freshman at Jacksonville in 2025. He started in 12 of his 13 appearances at close defense. Meredith is the first former Boys' Latin player to sign with Virginia in more than 25 years.
- Murnane suffered a season-ending injury during Colgate's season opener last year against Penn State. In 2024, he was Second Team All-Patriot League and tallied 20 caused turnovers and 38 ground balls, both career highs. With 39 career starts as a Raider, Murnane has more starting experience than any other player on this year's Cavalier squad.

VIRGINIA'S 2026 RECORD WHEN...

Playing at home	5-3
Playing on road	3-3
Playing at a neutral site	0-0
Playing a ranked team	2-4
Playing a team ranked in top 5	1-2
Playing a higher ranked team	2-4
Playing a lower/non-ranked team	6-2
In overtime	0-2
Day games	6-5
Night games	2-1
Virginia scores first	8-5
Opponent scores first	0-1
One-goal games	0-3
Two-goal games	1-0
Three-goal games	0-0
Four-goal games	1-1
Five-plus goal games	6-2
Virginia leads after three quarters	7-1
Opponent leads after three quarters	0-5
Score is tied after three quarters	1-0
Virginia leads at the half	6-1
Opponent leads at the half	2-5
Score is tied at the half	0-0
Virginia has more assists	7-0
Opponent has more assists	1-4
Assists are the same	0-2
Virginia has more shots	6-4
Opponent has more shots	2-2
Shots are the same	0-0
Virginia has more ground balls	6-3
Opponent has more ground balls	1-2
Ground balls are the same	1-1
Virginia has more turnovers	2-3
Opponent has more turnovers	5-3
Turnovers are the same	1-0
Virginia wins more faceoffs	6-3
Opponent wins more faceoffs	2-3
Faceoffs won are the same	0-0
Virginia has more saves	5-1
Opponent has more saves	2-5
Saves are the same	1-0
Playing after a win	3-4
Playing after a loss	4-2
Playing on a Monday	1-0
Playing on a Tuesday	1-0
Playing on a Friday	1-0
Playing on a Saturday	5-5
Playing on a Sunday	1-0
Playing on grass	5-3
Playing on turf	3-3
Playing outside	7-5
Playing inside	1-1
Playing in clear conditions	8-6
Playing in precipitation	0-0
Wearing white jerseys	4-2
Wearing blue jerseys	2-3
Wearing orange jerseys	2-1



2026 ACCOLADES

#3 TRUITT SUNDERLAND, A

- ACC Offensive Player of the Week (April 28)
- USILA Team of the Week (April 28)
- Tewaaraton Award Watch List second round addition (March 26)
- ACC Offensive Player of the Week (March 23)
- USILA Team of the Week (March 23)

#7 BRENDAN MILLON, A

- ACC Freshman of the Year (April 28)
- All-ACC Team (April 28)
- Inside Lacrosse Midseason All-American Honorable Mention (April 3)
- ACC Offensive Player of the Week (March 28)
- USILA Team of the Week (April 1)
- No. 1 on Inside Lacrosse's midseason Freshman Impact Rankings

#9 McCABE MILLON, A

- All-ACC Team (April 28)
- Tewaaraton Award nominee (April 18)
- Inside Lacrosse Second Team Midseason All-American (April 3)
- Tewaaraton Award Watch List
- Inside Lacrosse Third Team Preseason All-American
- USA Lacrosse Preseason Honorable Mention All-American
- No. 22 on Inside Lacrosse's preseason top-50 players list

#13 RYAN COLSEY, A/M

- All-ACC Team (April 28)

#15 HUDSON HAUSMANN, SSDM

- Inside Lacrosse Midseason All-American Honorable Mention (April 3)

#27 JAKE MAREK, G

- ACC Co-Defensive Player of the Week (April 7)

#49 JOHN SCHROTER, D

- All-ACC Team (April 28)
- USILA Team of the Week (April 28)
- Inside Lacrosse Midseason All-American Honorable Mention (April 3)
- ACC Defensive Player of the Week (March 28)
- USILA Team of the Week (April 1)
- Tewaaraton Award Watch List
- Preseason All-ACC
- USA Lacrosse Preseason Second Team All-American
- Inside Lacrosse Preseason All-American Honorable Mention
- No. 45 on Inside Lacrosse's preseason top-50 players list

VIRGINIA'S FIRST-YEAR (FRESHMAN) CLASS

- The Cavaliers' freshman class was ranked No. 3 in the nation by Inside Lacrosse.
- UVA's 10 signees makeup the nation's No. 3 recruiting class according to Inside Lacrosse.
- The Cavaliers' freshman class is the only one nationally that is made of five- and four-star prospects.
- Virginia's first-years consists of **Patrick Biese** (G), **Ben Boyer** (LSM/D), **Owen Crann** (M), **Charlie Halpert** (D), **Robby Hopper** (LSM/D), **Brayden Lahey** (A), **Wes Martin** (M), **Griff Meyer** (FO/M), **Brendan Millon** (A) and **Lindan Verville** (M).

LARS TIFFANY AMONG VIRGINIA'S ELITE COACHING LINEAGE

- **Lars Tiffany** is in his 10th season as UVA head coach and 22nd of his head coaching career with stops at Stony Brook (2005-06) and Brown (2007-16).
- Tiffany guided the Cavaliers to the program's eighth and ninth national championships overall in 2019 and 2021, marking the only pair of back-to-back titles in program history (note: COVID-19 forced the cancellation of the 2020 NCAA Tournament).
- He has also steered the Hoos to four of the last six Championship Weekends (2019, 2021, 2023, 2024), and is one of two active Division I head coaches accomplish such a feat.
- Tiffany-coached teams, including his 2016 Brown squad which also reached Championship Weekend, have led the nation in ground balls per game in eight of the last 10 seasons.
- Tiffany graduated from Brown University in 1990, where he played defense and was a two-time captain under former UVA head coach Dom Starsia.

SEASON OVERVIEW

- The Cavaliers' 2026 schedule features eight participants from last year's NCAA Tournament, including non-conference foes Colgate, Richmond, Towson and Maryland.
- UVA hosts eight home contests, highlighted by its non-conference matchup against Johns Hopkins (Feb. 28), and ACC contests against Notre Dame (March 28) and North Carolina (April 18).
- The Wahoos returned five starters from their 2025 roster, including preseason All-Americans **McCabe Millon** (attack) and **John Schroter** (defense). They brought back their entire starting attack – **Truitt Sunderland**, **Ryan Colsey**, and Millon – which accounted for nearly 70% of the team's total point production last season.
- The Hoos look to fill the void left by 2025 All-Americans Ben Wayer (LSM) and Griffin Schutz (midfield) and four-year starting netminder Matthew Nunes, who concluded his career No. 2 in career saves in program history.
- In the summer of 2025, head coach **Lars Tiffany** announced the addition of UVA legend **Connor Shellenberger** as the team's assistant coach. The program's only four-time first-team All-American and a three-time Tewaaraton Award finalist, Shellenberger assists associate head coach and offensive coordinator **Kevin Cassese** with the development of the Cavaliers' attackmen and offensive midfielders.
- The University of Virginia was named the host of this year's NCAA Men's Lacrosse Championships (Championship Weekend). The event, which encompasses all three Divisional championships and the Division I semifinals, will commence at Scott Stadium May 23-25. For a complete overview of the 2026 NCAA Men's Lacrosse Championships at Scott Stadium, turn to page 10.

MILLON, SCHROTER NAMED TO TEWAARATON AWARD WATCH LIST

- Junior attackman McCabe Millon and senior defenseman John Schroter were among 50 players nationally named to the Tewaaraton Award's initial watch list on Feb. 10. Both earned preseason All-America honors from Inside Lacrosse and USA Lacrosse Magazine, with Schroter also collecting Preseason All-ACC recognition for 2026.
- Schroter, a 2025 second-team All-American and All-ACC selection, started all 14 games last season while routinely matching up against opponents' top attackmen. He totaled 22 ground balls and 17 caused turnovers.
- Millon, ranked No. 22 on Inside Lacrosse's preseason Top 50 list, also started all 14 games in 2025. He led UVA with 27 assists and finished second on the team with 50 points, becoming one of seven ACC players to reach the 50-point mark while tying for second in the league in assists per game (1.93).





THE NATION'S TOP MAN-DOWN UNIT IN 2025

- Virginia led the nation in man-down defense during the 2025 season.
- In 14 games, the Cavaliers allowed just seven goals on 53 opposing extra-man opportunities, posting an 86.8% kill rate that ranked first among all Division I teams.
- UVA held opponents scoreless on the man-up in eight of its 14 games, including Richmond (0-for-6), Towson (2-for-7) and Notre Dame (1-for-7), each on at least five opportunities.
- The Cavaliers' man-down defense showed significant improvement from 2024, when opponents converted 50.9% (28-for-55) of their extra-man chances.
- The man-down unit is guided by assistant coach **Logan Greco**, a former UVA close defenseman and member of the Cavaliers' 2019 NCAA and ACC championship squad.

ORANGE & BLUE: IT RUNS IN THE FAMILY

- The Cavalier lacrosse program has a long history of sibling connections and this year is no different.
- Attackmen **McCabe Millon** ('27) and **Brendan Millon** ('29) are the program's first brother tandem over the last 15 years. They are also one of 48 sets of brothers – representing 33 different teams – currently playing together on the same team, according to a list compiled by Division I men's lacrosse sports information directors.
- Both Millon brothers were the No. 1 prospects in their respective signing classes. Their parents, Mark and Erin, are both U.S. Lacrosse Hall of Fame inductees. Mark starred at UMass (1990-93) before an accomplished professional career. Erin played at Maryland, helping the Terrapins reach the 1990 national championship game, and spent 11 years with the U.S. Women's National Team, winning World Cup titles in 1997 and 2001.
- Other notable UVA lacrosse sibling connections include: Shamel and Rhamel Bratton, Brian and Kevin Carroll, Brendan, Conor and Gavin Gill, Billy, Danny and Pat Glading.

SHELLENBERGER RETURNS TO (HIS FORMER STOMPING) GROUNDS

- Former UVA standout attackman **Connor Shellenberger** returned to his alma mater as an assistant coach, head coach **Lars Tiffany** announced July 14, 2025.
- Shellenberger works closely with associate head coach **Kevin Cassese** on developing the program's attackmen and offensive midfielders.
- Both Shellenberger (2022-24) and Cassese (2001-02) were named Tewaaraton Award finalists multiple times, which is presented annually to the nation's most outstanding college lacrosse player. They also both earned USILA player-of-the-year honors at their respective positions.
- Shellenberger is the program's record holder in both points and assists.
- He was named the NCAA Tournament Most Outstanding Player after guiding the Cavaliers to the program's ninth national championship in 2021.
- Shellenberger is the program's only four-time USILA First Team All-American and three-time Tewaaraton Award finalist. He was named the ACC's men's lacrosse Scholar-Athlete of the Year in 2023.
- In the summer of 2025, Shellenberger guided the New York Atlas to a PLL championship and became the youngest MVP in PLL history.


UVA TRIO EARNS RUNNER-UP FINISH AT U20 WORLD CHAMPIONSHIP

- This past summer, **Will Erdmann** (midfield), **Robby Hopper** (defense) and **Brendan Millon** (attack) competed for the U.S. men's national team at the 2025 World Lacrosse Men's U20 Championship.
- The 20-team event was held on Jeju Island, Korea, Aug. 15-24.
- The U.S. earned a runner-up finish after being upset by Canada 6-5 in heartstopping fashion of the championship game.

HEAD COACH LARS TIFFANY

OVERVIEW

Lars Tiffany was named Virginia's 17th head coach on June 21, 2016. He is currently in his tenth season at UVA and 21st season overall as head coach. Tiffany is Virginia's only head coach to win back-to-back national championships (2019 & 2021). Tiffany begins the 2026 season with 98 wins as UVA head coach, also No. 3 all-time in program history behind coaching legends, Jim "Ace" Adams (137) and Dom Starsia (274).



ACCOLADES

- 2x NCAA national champion (2019, 2021)
- 2x ACC Coach of the Year (2019, 2022)
- 2x Ivy League Coach of the Year (2015-16)
- America East Coach of the Year (2005)

PLAYING CAREER

A 1990 graduate of Brown, Tiffany was a two-time team captain and starter on defense for three years. Tiffany played for former Virginia head coach Dom Starsia at Brown. A Biology concentrator, Tiffany played on two Brown teams that advanced to the NCAA Tournament (1987 & 1990). He was Co-MVP of the Brown squad that captured its first-ever NCAA playoff victory in 1990 (12-9 vs. UMass). Tiffany capped his career by playing in the North-South Senior All-Star game.

PERSONAL

Lars and his wife, Tara, reside in Charlottesville with their daughter, Charlotte.

COACHING EXPERIENCE

Years	School	Position
1994-96	LeMoyne College	Assistant Coach
1997-98	Washington & Lee	Assistant Coach
1999-00	Dartmouth	Assistant Coach
2001-04	Penn State	Assistant Coach
2005-06	Stony Brook	Head Coach
2007-16	Brown	Head Coach
2017-present	Virginia	Head Coach

TIFFANY'S YEAR-BY-YEAR RECORD

Year	School	Overall	Conf.	Notes
2026	Virginia	8-6	2-2	Became 3rd UVA coach to reach 100 wins
2025	Virginia	6-8	0-4	
2024	Virginia	12-6	1-3	NCAA semis
2023	Virginia	13-4	4-2	NCAA semis
2022	Virginia	12-4	5-1	NCAA quarters & ACC co-champs
2021	Virginia	14-4	2-4	NCAA champs
2020	Virginia	4-2	0-0	COVID-19
2019	Virginia	17-3	3-1	NCAA & ACC champs
2018	Virginia	12-6	1-3	NCAA first round
2017	Virginia	8-7	0-4	
UVA Totals		106-50	18-24	6 NCAA appearances
2016	Brown	16-3	6-0	Ivy champs; NCAA semis
2015	Brown	12-5	4-2	Ivy co-champs; NCAA first round
2014	Brown	8-6	2-4	
2013	Brown	8-6	2-4	
2012	Brown	7-8	3-3	
2011	Brown	6-8	2-4	
2010	Brown	8-6	4-2	Ivy co-champs
2009	Brown	12-4	4-2	NCAA first round
2008	Brown	11-3	5-1	Ivy co-champs
2007	Brown	7-7	1-5	
Brown Totals		95-56	33-27	3 NCAA appearances
2006	Stony Brook	8-7	4-1	
2005	Stony Brook	10-6	4-2	
Stony Brook Totals		18-13	8-3	
Career Totals		219-119	59-54	9 NCAA appearances

TIFFANY AGAINST VIRGINIA'S 2026 OPPONENTS

School	Career	AT VIRGINIA				
		Overall	Home	Away	Neutral	Streak
Colgate	2-0	2-0	2-0	0-0	0-0	W2
Dartmouth	11-1	2-0	2-0	0-0	0-0	W2
Drexel	4-0	4-0	3-0	1-0	0-0	W4
Duke	2-12	2-9	0-4	1-5	1-0	W1
High Point	8-1	7-1	5-1	2-0	0-0	W5
Johns Hopkins	5-6	4-5	1-3	2-2	1-0	L2
Maryland	3-7	3-6	0-2	1-1	2-3	L3
North Carolina	9-5	9-4	3-3	5-2	1-0	L2
Notre Dame	7-8	7-7	5-3	2-2	0-2	W1
Richmond	7-3	7-3	5-1	2-2	0-0	L2
Stony Brook	3-0	2-0	0-0	2-0	0-0	W2
Syracuse	5-7	5-7	3-3	2-4	0-0	L3
Towson	5-1	4-1	2-1	2-0	1-0	L1
Utah	4-0	4-0	4-0	0-0	0-0	W4
Totals	75-51	62-43	35-21	22-18	6-5	



VIRGINIA & THE TEWAARATON AWARD TROPHY

- Since its inception in 2001, three Virginia Cavaliers have laid claim to the Tewaaron Trophy, college lacrosse's most prestigious award.
- Virginia, Duke, Maryland and Syracuse are the only four schools nationwide to have had three recipients each.
- Duke (15) and UVA (13) are the only two schools to have had at least 13 finalists.
- Last year, former UVA attackman Connor Shellenberger – along with former Notre Dame attackman Pat Kavanagh, the winner of the 2024 Tewaaron Trophy – became two of only eight three-time finalists in the history of the award.

VIRGINIA'S TEWAARATON TROPHY FINALISTS

Year	Player
2002	Conor Gill
2003	Chris Rotelli
2006	Kyle Dixon, Matt Ward
2007	Ben Rubeor
2008	Ben Rubeor
2009	Danny Glading
2010	Ken Clausen
2011	Steele Stanwick
2012	Steele Stanwick
2022	Connor Shellenberger
2023	Connor Shellenberger
2024	Connor Shellenberger

Established in 2001; **Bold** - winner

CASSESE NAMED OFFENSIVE COORDINATOR OF NEW YORK ATLAS

- Virginia associate head coach **Kevin Cassese** was named offensive coordinator of the New York Atlas – the reigning champions of the Premier Lacrosse League (PLL) – the organization announced Monday, April 13.
- Cassese will continue in his role on staff at Virginia while joining a strong UVA contingent on the Atlas, including former Cavalier standout attackmen Xander Dickson and reigning PLL Most Valuable Player **Connor Shellenberger**, who is also currently in his first year as an assistant coach at UVA.
- Atlas head coach Mike Pressler also coached Cassese during his standout playing career at Duke, where he was three-time All-American, two-time Tewaaron Award finalist, the 2001 ACC Player of the Year, and the 2002 recipient of the Lt. Donald MacLaughlin Jr. Award, given annually to the nation's top midfielder.
- Cassese, who is currently in his third season at UVA, helped steer Shellenberger and the Cavaliers to Championship Weekend in 2024. That year, Shellenberger was also named the recipient of the Lt. Col. JI Turnbull Outstanding Attackman Award, presented annually to the nation's top attackman, and became UVA's only four-time USILA First Team All-American. This year, Cassese's UVA offense has consistently ranked in the top 3 nationally and atop the ACC in assists per game.
- Prior to his collegiate coaching career, Cassese played Major League Lacrosse (MLL) for the Philadelphia Barrage, Boston Cannons and Rochester Rattlers.

CAVALIERS IN THE PLL

- There are currently 14 Cavaliers on PLL rosters (see below).

Player, Pos	Current PLL Team	Years at UVA
Zed Williams, A	Philadelphia Waterdogs	2014-17
Ryan Conrad, M	Maryland Whipsnakes	2016-19
Dox Aitken, M	New York Atlas	2017-21
Jared Conners, LSM	California Redwoods	2017-21
Chris Merle, SSDM	California Redwoods	2018-21
Charlie Bertrand, A/M	Carolina Chaos	2021
Matt Moore, A	Utah Archers	2018-22
Xander Dickson, A	New York Atlas	2019-23
Petey LaSalla, FO	Maryland Whipsnakes	2019-23
Thomas McConvey, M	Philadelphia Waterdogs	2023
Cole Kastner, D	California Redwoods	2021-24
Connor Shellenberger, A	New York Atlas	2020-24
Ben Wayer, LSM	Philadelphia Waterdogs	2021-25
Matthew Nunes, G	Boston Cannons	2022-25

THREE FORMER CAVALIERS AMONG THE PLL'S TOP-50

- Three former Cavaliers were named to the PLL's top-50 list of current players, the league announced this offseason.

Rk.	Name, Pos.	Current PLL Team
2.	Connor Shellenberger, A	New York Atlas
39.	Xander Dickson, A	New York Atlas
49.	Jared Conners, LSM	California Redwoods





THE LAST TIME – TEAM

Team

Won in overtime
W, 11-10 (20T) vs. #3 Johns Hopkins (#) (5/19/24)

Won in overtime at home
W, 14-13 vs. Brown (3/10/19)

Won in overtime in a true road game
W, 15-14 (ot) at #14 Syracuse (3/2/19)

Won in overtime at a neutral site
W, 11-10 (20T) vs. #3 Johns Hopkins (#) (5/19/24)

Lost in overtime
L, 15-16 (ot) vs. #3 North Carolina (4/18/26)

Won by one goal
W (20T), 11-10 vs. #3 Johns Hopkins (5/19/24)

Lost by one goal
L, 15-16 (ot) vs. #3 North Carolina (4/18/26)

Played a home game away from Klöckner Stadium
W, 16-11 vs. Utah at Scott Stadium (3/21/26)

Shut out an opponent
W, 9-0 at Richmond (4/2/16)

Held opponent scoreless for a full quarter
W, 17-6 vs. Drexel (3/28/26); 1st quarter

Held an opponent to 5 goals or less
W, 14-4 vs. Drexel (3/23/24)

Held an opponent to single-digit goals
W, 17-6 vs. Drexel (3/28/26)

Held a top-10 foe to single-digit goals
W, 11-9 vs. No. 1 Notre Dame (3/28/26)

Trailed by five goals and came back to win
W, 13-10 at #16 Harvard (3/30/24); trailed 8-3 with 10:05 in 3Q

Trailed in the 4th quarter and came back to win
W, 11-10 (20T) vs. #3 Johns Hopkins (#) (5/19/24); trailed 10-7 with 10:22 in 4Q

Trailed at halftime and came back to win
W, 14-10 at No. 7 Duke (4/4/26); trailed 6-5 at halftime

Had a lead and did not give it up
W, 17-6 vs. Drexel (4/24/26); took the lead for with 4:39 in the first quarter

Had a lead and lost
L, 15-16 (ot) vs. #3 North Carolina (4/18/26); Led 3-0 with 5:54 left in the first quarter

Had a lead in the fourth quarter and lost
L (3ot), 12-13 at #10 Maryland (3/14/26); Led 11-12 with 0:40 left in the fourth quarter

Held a 5+ goal lead and lost
L 13-14 vs. #16 Johns Hopkins (2/28/26); Led 11-4 with 7:40 left in third quarter

Lost at least five consecutive games
2013, 6 consecutive games

Faced a No. 1 team
W, 11-9 vs. No. 1 Notre Dame (3/28/26)

Defeated a No. 1 team
W, 11-9 vs. No. 1 Notre Dame (3/28/26)

Started a game before noon
W, 16-11 vs. Utah (3/26/26) at 11 a.m.

Played a game at night
W, 18-7 vs. Dartmouth (3/23/26), started at 7 p.m.

Scored 20+ goals
W, 20-11 at Lafayette (4/25/23)

Scored 30+ goals
38, vs. VMI (4/9/96)

Scored 20+ goals in a half
20 (1H), vs. #18 Harvard (2/18/23)

Scored 10 consecutive goals
10 in 14:53, vs. Richmond (3/4/23)

Scored 8 consecutive goals
8 in 17:17, vs. Towson (3/8/25)

Scored first 5+ goals in three consecutive games
9 vs. #9 Ohio State (2/25/23)
8 vs. Richmond (3/4/23)
6 at #11 Johns Hopkins (3/7/23)

Took 60+ shots
69, vs. Colgate (2/8/25)

15+ assists
17, vs. Colgate (2/8/26)

60+ ground balls
62, vs. VMI (4/16/19)

50+ ground balls
56, vs. Colgate (2/8/25)

15+ caused turnovers
15, at #10 Maryland (3/14/26)

25+ faceoff wins
27-49, vs. #18 Harvard (2/18/23)

20+ faceoff wins
22-31, vs. Utah (3/21/26)

75%+ faceoff win percentage
76.5%, Quinnipiac (4/16/22)

Made 20+ saves
24, at #19 Princeton (2/23/19)

Scored 3+ man-up goals
3, vs. Colgate (2/8/25)

Scored on all EMOs (min. 3)
3-3, vs. #13 Saint Joseph's (#) (5/11/24)

Held an opponent scoreless on 3+ EMOs
0-4, at #10 Maryland (3/14/26)

Held an opponent scoreless on 5+ EMOs
0-5, at Stony Brook (2/21/26)

Held an opponent scoreless on 6+ EMOs
1-7, at #9 Notre Dame (4/12/25)

Held an opponent scoreless on 7+ EMOs
0-7, at Loyola (#) (5/12/18)

Killed an opponent's two-man EMO
W, 14-7 at High Point (3/3/26); in the third quarter

Scored a man-down goal
1, Ryan Colsey vs. Colgate (2/8/25)

Scored two man-down goals
2, vs. Princeton (2/24/18)

Perfect on every clear attempt
23-23 (1.000), vs. UAlbany (3/18/25)

Held an opponent to less than 75% on clears
23-31 (.742), vs. Lafayette (4/19/25)

Forced 10 or more failed clears
13 (14-27), vs. Air Force (2/5/22)

Committed at least 20 turnovers
21, at #7 Duke (4/4/26)

Committed fewer than 10 turnovers
8, vs. Dartmouth (3/23/26)

Committed at least 5 penalties
5 (4:00), at #10 Maryland (3/14/26)

Served at least 5:00 in penalty box
6:30 (8 pen), vs. Colgate (2/8/26)

Did not commit a penalty
0, at #8 Richmond (2/14/26)

Opponent – Team

Shut out UVA
L 0-18, at Maryland (5/14/55)

Held UVA to single-digit goals
L 9-14, #3 Syracuse (4/11/26)

Defeated No. 1 UVA
L 14-16, #4 Duke (3/31/23)

Defeated a higher-ranked UVA team
L 9-13, Towson defeated #17 Virginia (3/7/26)

A non-ranked team in USILA coaches poll defeated UVA
L 9-13, Towson (3/7/26)

A non-ranked team in IL media poll defeated UVA
L 9-13, Towson (3/7/26)

Defeated UVA at Klöckner Stadium
L 15-16 (ot), #3 North Carolina (4/18/26)

Defeated UVA at Klöckner Stadium in consecutive games
L 9-13, Towson (3/7/23),
L 13-14, #16 Johns Hopkins (2/28/26)

Scored 20+ goals
#18 Harvard (2/18/23); UVA won, 25-21

Scored 20+ goals and won
#1 Maryland (3/19/22); UMD won, 23-12

Scored 5+ consecutive goals
L 15-16 (ot), 7 consecutive goals by #3 North Carolina (4/18/26)

Scored 7+ consecutive goals
L 15-16 (ot), 7 consecutive goals by #3 North Carolina (4/18/26)

Scored 8+ consecutive goals
L 5-14, 8 consecutive goals at Ohio State (2/22/25)

20+ saves
20, Towson (3/11/23)

60+ shots
62, at #18 Johns Hopkins (3/25/17)

50+ shots
52, #8 Syracuse (3/29/25)

15+ assists
16, #18 Harvard (2/18/23)

50+ ground balls
51, #1 Notre Dame (4/27/24)

15+ caused turnovers
15, #2 North Carolina (#) (5/29/21)

Held UVA to less than 75% on clears
20-28 (.714), #7 Duke (4/4/26)

3+ man-up goals
4 (4-6), #3 North Carolina (4/18/26)

5+ man-up goals
5, #18 Harvard (2/18/23)

25+ faceoff wins
25, #1 Maryland (3/19/22)

75%+ faceoff win percentage
88.9%, Syracuse (4/24/21)

Scored a man-down goal
1, Colgate, Sam Erickson (2/8/25)

Scored two man-down goals
2, #1 North Carolina (3/11/21)

Committed at least 20 turnovers
26, Towson (3/7/26)

Committed at least 25 turnovers
26, Towson (3/7/26)

Held UVA's man-up scoreless on 3+ EMOs
0-3, #10 Maryland (3/14/26)

Held UVA scoreless on all EMOs (min. 3)
0-3, #10 Maryland (3/14/26)

Held UVA scoreless for at least 30 minutes
35:14, at Ohio State (2/22/25)

Did not commit a penalty
W 17-6, Drexel (4/24/26)

– NCAA Tournament game
& – ACC Tournament game





THE LAST TIME – INDIVIDUAL

Individual

- Scored 5+ goals**
Truitt Sunderland (6), vs. Utah (3/21/26)
- Scored 7+ goals**
Payton Cormier (8), vs. Saint Joseph's (#) (5/11/24)
- Scored 3+ man-up goals**
Matt Poskay (3), at Drexel (2/18/06)
- Had two midfielders score 3+ goals each**
Ryan Duenkel (3g) & Joey Terenzi (3g), vs. Drexel (4/24/26)
- Recorded 5+ assists**
Truitt Sunderland (6) vs. Drexel (4/24/26)
- Recorded 9+ points**
Truitt Sunderland (4g, 6a), vs. Drexel (4/24/26)
- Recorded 10+ points**
Truitt Sunderland (4g, 6a), vs. Drexel (4/24/26)
- Recorded Consecutive Hat Tricks**
Truitt Sunderland, 3 goals vs. #3 North Carolina (4/18/26), 4 goals vs. Drexel (4/24/26)
- Recorded Consecutive 5-Point Games**
Brendan Millon (3g, 3a) vs. #3 North Carolina (4/18/26), (4g, 3a) vs. Drexel (4/24/26)
- Took 15+ shots**
Payton Cormier (15), vs. Saint Joseph's (#) (5/11/24)
- Won 20+ faceoffs**
Petey LaSalla (20), #4 Duke (3/31/23)
- Won 25+ faceoffs**
Petey LaSalla (26), at #3 North Carolina (4/10/21)
- 75%+ faceoff win percentage (min. 10 attempts)**
Andrew Greenspan, (.789), vs. Utah (3/21/26)
- Recorded 10+ ground balls**
Griff Meyer (11), at #8 Richmond (2/14/26)
- Recorded 15+ ground balls**
Petey LaSalla (15), #4 Duke (3/31/23)
- Recorded 10+ ground balls by a non-faceoff specialist**
Ben Wayer (10), vs. #3 Johns Hopkins (#) (5/19/24)
- Recorded 5+ caused turnovers**
John Schroter (5), vs. #9 Duke (4/26/25)
- Recorded 15+ saves**
Matthew Nunes (16), vs. #8 Syracuse (3/29/25)
- Recorded 20+ saves**
Patrick Burkinshaw (24), at #19 Princeton (2/23/19)
- Faceoff specialist scored at least one goal**
Griff Meyer (2), at Stony Brook (2/21/26)
- Faceoff specialist scored multiple goals**
Griff Meyer (2), at Stony Brook (2/21/26)
- SSDM scored a goal**
Hudson Hausmann (1), at #7 Duke (4/4/26)
- Scored a pole goal**
Tommy Snyder (1), vs. #3 North Carolina (4/18/26)
- Scored a goalie goal**
Matthew Nunes (1), at #16 Harvard (3/30/24)
- Goalie scored a game-winning goal**
Matthew Nunes (1), at #16 Harvard (3/30/24)
- Goalie recorded multiple assists**
Matthew Nunes (3), vs. Lafayette (4/19/25)

Goalie recorded 3+ assists
Matthew Nunes (3), vs. Lafayette (4/19/25)

Opponent – Individual

- Scored 5+ goals**
Alex Roussel (5), Towson (3/7/26)
 - Scored 7+ goals**
Silas Richmond (7), UAlbany (3/19/24)
 - Recorded 5+ assists**
Owen Duffy (5), #3 North Carolina (5/19/24)
 - Recorded 6+ points**
Owen Duffy (3g, 5a), #3 North Carolina (4/18/26)
 - Recorded 10+ points**
Justin Guterding (6g, 4a), at #9 Duke (4/15/17)
 - Won 20+ faceoffs**
Brady Wambach (23-33), #3 North Carolina (4/18/26)
 - Won 75% of faceoff attempts (min. 10 attempts)**
Shea Keethler (9-12), #1 Maryland (3/15/25)
 - Recorded 10+ ground balls**
Brady Wambach (11), #3 North Carolina (4/18/26)
 - Recorded 8+ ground balls by a non-faceoff specialist or goalie**
John Carrabine (10), Colgate (2/8/26)
 - Recorded 10+ ground balls by a non-faceoff specialist or goalie**
John Carrabine (10), Colgate (2/8/26)
 - Recorded 5+ caused turnovers**
Martin Nelson (5), at #18 Harvard (3/30/24)
 - Recorded 15+ saves**
Matt Nilan (15), Towson (3/7/26)
 - Recorded 20+ saves**
Evan Long (20), Towson (3/11/23)
 - Had no more than five goals-against (min. 55:00)**
Caleb Fyock (5GA, 12 saves), at Ohio State (2/22/25)
- # – NCAA Tournament game
& – ACC Tournament game

SCORING BY QUARTERS

	1	2	3	4	OT	F		
Colgate	3	5	4	2	—	14		
#14 Virginia	5	4	6	4	—	19		
	1	2	3	4	OT	F		
#13 Virginia	4	3	3	2	—	12		
#8 Richmond	4	5	6	3	—	18		
	1	2	3	4	OT	F		
#17 Virginia	7	4	3	5	—	19		
Stony Brook	1	2	3	1	—	7		
	1	2	3	4	OT	F		
#16 Johns Hopkins	2	1	5	6	—	14		
#13 Virginia	6	2	4	1	—	13		
	1	2	3	4	OT	F		
#17 Virginia	5	3	4	2	—	14		
High Point	1	2	2	2	—	7		
	1	2	3	4	OT	F		
Towson	4	5	3	1	—	13		
#17 Virginia	2	3	4	0	—	9		
	1	2	3	4	OT	F		
Virginia	2	3	3	4	0	0	12	
#10 Maryland	4	3	4	1	0	0	1	13
	1	2	3	4	OT	F		
Utah	3	1	4	3	—	11		
Virginia	1	4	7	4	—	16		
	1	2	3	4	OT	F		
Dartmouth	1	3	0	3	—	7		
Virginia	7	5	3	3	—	18		
	1	2	3	4	OT	F		
#1 Notre Dame	3	3	3	0	—	9		
Virginia	3	2	4	2	—	11		
	1	2	3	4	OT	F		
#6 Virginia	3	2	5	4	—	14		
#7 Duke	2	4	1	3	—	10		
	1	2	3	4	OT	F		
#13 Virginia	1	5	3	0	—	9		
#5 Syracuse	3	4	6	1	—	14		
	1	2	3	4	OT	F		
#3 North Carolina	6	5	1	3	1	16		
#11 Virginia	3	4	3	5	0	15		
	1	2	3	4	OT	F		
Drexel	0	2	2	2	—	6		
#12 Virginia	3	5	6	3	—	17		
	1	2	3	4	OT	F		
#8 Virginia								
#1 Notre Dame								





LARGEST CROWDS SINCE 2006

Date	Opponent (Rk)	W/L	Score	Attendance
April 2, 2011	! Maryland (10)	L	7-12	10,545
April 17, 2010	Duke (5)	L	9-13	8,000
April 12, 2008	Duke (2)	L	9-19	8,000
March 22, 2008	Johns Hopkins (6)	W	13-12 (OT)	7,579
March 7, 2010	Syracuse (1)	W	11-10	7,501
March 25, 2006	Johns Hopkins (9)	W	12-6	7,440
April 13, 2012	Duke (7)	L	5-13	7,234
March 24, 2012	Johns Hopkins (2)	L	10-11 (OT)	6,899
April 6, 2013	North Carolina (4)	L	7-10	6,787
April 27, 2024	Notre Dame (1)	L	9-11	6,497
March 27, 2010	Johns Hopkins (12)	W	15-6	6,366
March 4, 2012	Syracuse (3)	W	14-10	5,855
March 18, 2023	Maryland (3)	L	13-14 (OT)	5,745
March 30, 2013	Maryland (2)	L	7-9	5,225
March 8, 2009	Cornell (4)	W	14-10	5,175
April 6, 2024	North Carolina	W	14-6	5,136
March 1, 2014	Syracuse (8)	W	17-12	5,102
March 31, 2007	Maryland (10)	W	12-8	5,048
April 18, 2026	North Carolina (3)	L	15-16 (OT)	5,025
March 28, 2008	Maryland (9)	W	10-9 (4OT)	5,019
March 22, 2014	Johns Hopkins (9)	W	11-10 (OT)	4,737
April 9, 2011	North Carolina (5)	W	11-10 (OT)	4,598
March 19, 2011	Ohio State (20)	W	14-11	4,517
May 4, 2019	& Notre Dame (9)	W	10-4	4,489
April 30, 2023	Notre Dame (1)	W	12-8	4,368
April 11, 2023	Michigan	W	17-13	4,321
March 10, 2007	Princeton (7)	W	7-6	4,143
April 18, 2009	Dartmouth	W	13-6	4,080
March 4, 2006	Syracuse (5)	W	20-15	4,038

! – Scott Stadium

& – ACC Championship game

UPCOMING MILESTONES

75 Career Games Played

#00 Charles Balsamo, A/M	65
#3 Truitt Sunderland, A	55
#81 Aidan Murnane, D	54

50 Career Games Played

#23 Johnny Hackett, A/M	49
#9 McCabe Millon, A	46
#13 Ryan Colsey, A	44
#49 John Schroter, D	41

100 Career Goals

#9 McCabe Millon, A	88
#3 Truitt Sunderland, A	85
#13 Ryan Colsey, A	79

75 Career Goals

#23 Johnny Hackett, A/M	71
-------------------------	----

100 Career Assists

#9 McCabe Millon, A	92
---------------------	----

50 Career Assists

#3 Truitt Sunderland, A	45
-------------------------	----

200 Career Points

#9 McCabe Millon, A	180 (88g, 92a)
---------------------	----------------

150 Career Points

#3 Truitt Sunderland, A	131 (85g, 46a)
#23 Johnny Hackett, A/M	107 (71g, 36a)
#13 Ryan Colsey, A	101 (79g, 22a)

400 Career Saves

#27 Jake Marek, G	363
-------------------	-----

2026 VIRGINIA SCORING RUNS

Opponent	Date	Goals	Time	Run (Qtr.)
Dartmouth	3/23/26	8	11:40	4:14 Q1 – 7:34 Q2
at Stony Brook	2/21/26	7	9:44	14:49 Q1 – 5:05 Q1
Drexel	4/24/26	7	17:09	10:26 Q3 – 8:17 Q4
at Stony Brook	2/21/26	5	5:19	0:07 Q3 – 9:48 Q4
Drexel	2/24/26	5	4:58	7:56 Q2 – 2:58 Q2
Colgate	2/8/26	5	6:02	4:05 Q3 – 13:03 Q4

Minimum five consecutive goals; Run = time of first goal - time of last goal

2026 OPPONENT SCORING RUNS

Opponent	Date	Goals	Time	Run (Qtr.)
#3 North Carolina	4/18/26	7	4:38	5:53 Q1 – 1:15 Q1
at #8 Richmond	2/14/26	7	14:13	5:09 Q2 – 5:56 Q3
#16 Johns Hopkins	2/28/26	6	11:40	13:01 Q4 – 1:21 Q4
Towson	3/7/26	6	9:16	6:17 Q1 – 12:01 Q2

Minimum five consecutive goals; Run = time of 1st goal - time of last goal

2026 OPPONENT SCORING DROUGHTS

Opponent	Date	Time	Drought (Qtr.)
#1 Notre Dame	3/28/26	19:34	4:34 Q3 – 0:00 Q4
Drexel	4/24/26	17:34	15:00 Q1 – 12:26 Q2
#10 Maryland	3/14/26	15:41	1:31 Q3 – 0:39 Q4
Dartmouth	3/23/26	15:29	0:02 Q2 – 14:39 Q4

Minimum 15 minutes

2026 VIRGINIA SCORING DROUGHTS

Opponent	Date	Time	Drought (Qtr.)
at #5 Syracuse	4/11/26	18:43	3:43 Q3 – 0:00 Q4
at #5 Syracuse	4/11/26	18:40	14:21 Q1 – 10:41 Q2
at #8 Richmond	2/8/26	16:25	6:24 Q2 – 4:59 Q3
Towson	3/7/26	16:17	1:17 Q3 – 0:00 Q4
#1 Notre Dame	3/28/26	16:11	7:56 Q1 – 6:45 Q2
#16 Johns Hopkins	2/28/26	15:29	1:27 Q3 – 1:21 Q4

Minimum 15 minutes

VIRGINIA'S LARGEST LEADS/DEFICITS

Largest margin of victory	12
	Won 19-7 at Stony Brook (2/21)
Largest margin of defeat	6
	Lost 18-12 at #8 Richmond (2/14)
Largest halftime lead	8 (2x)
	Led 12-4 vs. Dartmouth (3/23); Led 11-3 at Stony Brook (2/21)
Largest halftime deficit	4
	Trailed 11-7 vs. #3 North Carolina (4/18)
Largest lead at the end of 3rd quarter	11
	Led 15-4 vs. Dartmouth (3/23)
Largest deficit at the end of 3rd quarter	5
	Trailed 15-10 at #8 Richmond (2/14)
Largest lead at the end of 1st quarter	6 (2x)
	Led 7-1 vs. Dartmouth (3/23); Led 7-1 at Stony Brook (2/21)
Largest deficit at the end of 1st quarter	3
	Trailed 6-3 vs. #3 North Carolina (4/18)



PROGRAM RECORDS

INDIVIDUAL

GOALS SCORED, GAME

8, Butch McCleary vs. Navy, 1958;
Doug Knight vs. Syracuse, 1996;
Garrett Billings vs. Stony Brook, 2009;
Payton Cormier vs. Saint Joseph's, 2024

ASSISTS, GAME

10, Mike Caravana vs. Loyola, 1983

POINTS, GAME

14, Gordon Jones vs. Williams, 1952 (6g, 8a)

GOALS PER GAME, SEASON

3.7, Doug Knight, 1996 (15-56)

ASSISTS PER GAME, SEASON

4.7, Kris Snider, 1977 (9-42)

POINTS PER GAME, SEASON

7.1, Kris Snider, 1977 (9-64) (22g, 42a)

GOALS, SEASON

65, Payton Cormier, 2024 (18 games)

ASSISTS, SEASON

58, Jay Connor, 1972 (15 games)

POINTS, SEASON

89, Matt Moore, 2019 (20 games, 46g, 43a)

GOALS PER GAME, CAREER

3.07, Payton Cormier, 2020-24 (73-224)

ASSISTS PER GAME, CAREER

3.35, Kris Snider, 1975-78 (43-144)

POINTS PER GAME, CAREER

4.9, Gordon Jones, 1950-52 (29-142; 67g, 75a);
Kris Snider, 1975-78 (43-209; 65g, 144a)

GAMES SCORING GOALS, CONSECUTIVE

39, Doug Knight, 1995-97

GAMES SCORING GOALS, CAREER

68, Payton Cormier, 2020-24

GOALS, CAREER

224, Payton Cormier, 2020-24 (73 games)

GAMES SCORING ASSISTS, CONSECUTIVE

32, Kris Snider, 1976-78

GAMES SCORING ASSISTS, CAREER

64, Connor Shellenberger, 2021-24

ASSISTS, CAREER

192, Connor Shellenberger, 2021-24 (68 games)

GAMES SCORING POINTS, CONSECUTIVE

63, Matt Moore, 2018-22

GAMES SCORING POINTS, CAREER

71, Matt Moore, 2018-22

POINTS, CAREER

323, Connor Shellenberger, 2021-24
(68 games; 131g, 192a, 323p)

SAVES, GAME

35, Bob Catzen vs. Johns Hopkins, 1948;
Bo Moore vs. Army, 1954

SAVES, SEASON

213, Matthew Nunes, 2023 (17 games)

SAVES, CAREER

700, Tillman Johnson, 2001-04 (59 games)

GAMES, CAREER

77, Dox Aitken, 2017-21
Jared Conners, 2017-21
Petey LaSalla, 2019-23

TEAM RECORDS

MOST GOALS, GAME

38 vs. VMI, 1996 (38-5)

MOST GOALS, GAME, BOTH TEAMS

46 (Harvard, 25-21, 2023)

MOST GOALS ALLOWED, GAME

25 by Maryland, 1974 (25-13)

MOST FACEOFFS, GAME, BOTH TEAMS

49 (Harvard, 27-49, 2023)

NUMBER OF SHUTOUTS

8 (Most Recent 9-0 at Richmond, 2016)

NUMBER OF TIMES SHUT OUT

11 (Most Recent 18-0 vs Maryland, 1955)

CONSECUTIVE GAMES SCORING GOALS

899 (1955-present)

CONSECUTIVE GAMES SCORING 10 OR MORE GOALS

44 (1995-97)

LARGEST MARGIN OF VICTORY

33, vs. VMI, 38-5, 1996

LARGEST MARGIN OF DEFEAT

18 vs. Maryland, 0-18, 1955

MOST GOALS, SEASON

293, 2023 (17 games)

MOST GOALS PER GAME

18.2, 1997 (14-255)

FEWEST GOALS ALLOWED, SEASON

(minimum 8 games)

58, 1969 (10 games), 1970 (10 games)

MOST ASSISTS, SEASON

195, 2023

MOST POINTS, SEASON

488, 2023

MOST GAMES, SEASON

20, 2019

BEST RECORD, SEASON

1.000 (17-0), 2006

MOST WINS, SEASON

17, 2006 (17-0); 2019 (17-3)

MOST WINS, FOURTH-YEAR CLASS

58, 2009 (58-11); 2011 (58-14)

BEST RECORD, FOURTH-YEAR CLASS

.841 2008 (58-11)

LONGEST WIN STREAK

17, 2006

LONGEST HOME WIN STREAK

19 (2-2004, 9-2005, 8-2006)

LONGEST AWAY/NEUTRAL WIN STREAK

14 (6-1999, 8-2000)

LONGEST WIN STREAK OVER ONE TEAM

25 vs. VMI, 1949-pres.

LONGEST WIN STREAK OVER ACC TEAM

24 vs. Duke, 1956-86

LONGEST ACC WIN STREAK

(Regular Season) 11, 1982-85

LONGEST WIN STREAK IN ACC PLAY VS. ONE TEAM (REGULAR SEASON GAMES ONLY SINCE 1954)

24 vs. Duke, 1956-86

LONGEST LOSING STREAK IN ACC PLAY VS. ONE TEAM (REGULAR SEASON GAMES ONLY SINCE 1954)

20 to Duke (2005-pres.)

LONGEST LOSING STREAK TO ONE TEAM

12 to Navy, 1959-70

LONGEST CONTINUOUS SERIES WITH ONE TEAM (PLAYING AT LEAST ONCE A YEAR)

72 years vs. Johns Hopkins, 1948-2019; 64 years vs. Maryland, 1950-2014 (vs. ACC team)

ACC TITLES

19 (1962, 1964, 1969-71, 1975, 1980, 1983-86, 1997, 1999, 2000, 2003, 2006, 2010, 2019, 2022)

ACC TOURNAMENT TITLES

7 (1997, 1999, 2000, 2003, 2006, 2010, 2019)

NCAA TOURNAMENT BIDS

43 (1971-74, 1978-86, 1988, 1990-91, 1993-2003, 2005-12, 2014-15, 2018-19, 2021, 2022, 2023, 2024)

NCAA SEMIFINALS

26 (1972-73, 1979-82, 1985-86, 1988, 1994-96, 1999-2000, 2002-03, 2005-06, 2008-11, 2019, 2021, 2023, 2024)

NCAA FINALS

11 (1972, 1980, 1986, 1994, 1996, 1999, 2003, 2006, 2011, 2019, 2021)

NATIONAL CHAMPIONSHIPS

9 (1952 USILA co-champions; 1970 USILA tri-champions; 1972 NCAA; 1999 NCAA; 2003 NCAA; 2006 NCAA; 2011 NCAA; 2019 NCAA; 2021 NCAA)





SINGLE-GAME TOP-10 LEADERS

GOALS (6+)

Player/Opponent	Goals
1. Butch McCleary vs. Navy, 1958	8
Doug Knight vs. Syracuse, 1996	8
Garrett Billings vs. Stony Brook, 2009	8
Payton Cormier vs. Saint Joseph's, 2024	8
5. Tom Duquette vs. Johns Hopkins, 1970	7
Pete Eldredge vs. Washington & Lee, 1971	7
Paul French vs. Virginia Tech, 1981	7
Paul French vs. Virginia Tech, 1982	7
Paul French vs. North Carolina, 1983	7
Kevin Pehlke vs. Loyola, 1991	7
Ben Rubeor vs. Towson, 2007	7
Matt White vs. North Carolina, 2013	7
Mike D'Amario vs. Drexel, 2017	7
Xander Dickson vs. VMI, 2019	7
Payton Cormier vs. Ohio State, 2023	7
Xander Dickson vs. Syracuse, 2023	7
Payton Cormier at Towson, 2024	7
18. 39 times	6
last by Truitt Sunderland vs. Utah, 2026	

ASSISTS (8+)

Player/Opponent	Ast
1. Mike Caravana vs. Loyola, 1983	10
2. Jay Connor vs. Wash. & Lee, 1969	9
Conor Gill vs. Cornell, 2002	9
4. Gordon Jones vs. Williams, 1952	8
Joe Dyer vs. Williams, 1958	8
Joe Dyer vs. Navy, 1958	8
Kris Snider vs. William & Mary, 1977	8
Mike Caravana vs. Navy, 1982	8
Rob Falk vs. VMI, 1992	8
Sean Miller vs. Radford, 1995	8

POINTS (10+)

Player/Opponent	Pts (g,a)
1. Gordon Jones vs. Williams, 1952	14 (6,8)
2. Joe Dyer vs. Navy, 1958	13 (8,5)
3. Gordon Jones vs. Kenyon, 1951	11 (5,6)
Jay Connor vs. Wash. & Lee, 1969	11 (2,9)
Paul French vs. Virginia Tech, 1982	11 (7,4)
Mike Caravana vs. Loyola, 1983	11 (1,10)
Garrett Billings vs. Stony Brook, 2009	11 (8,3)
8. Gordon Jones vs. Wash. & Lee, '52	10 (3,7)
Joe Dyer vs. Williams, 1958	10 (2,8)
Jack Davies vs. Baltimore, 1964	10 (5,5)
Mike Caravana vs. Navy, 1982	10 (2,8)
Kevin Pehlke vs. Loyola, 1991	10 (7,3)
Steve Wilt vs. VMI, 1991	10 (4,6)
Doug Knight vs. Syracuse, 1996	10 (8,2)
Conor Gill vs. Cornell, 2002	10 (1,9)
Michael Kraus vs. Stony Brook, 2018	10 (5,5)
Connor Shellenberger vs. Harvard, 2023	10 (3,7)
Connor Shellenberger vs. Towson, 2023	10 (4,6)
Connor Shellenberger vs. Georgetown, 2023	10 (6,4)
Connor Shellenberger vs. Towson, 2024	10 (3,7)
Brendan Millon vs. Dartmouth, 2026	10 (4,6)
Truitt Sunderland vs. Drexel, 2026	10 (4,6)

GROUND BALLS (14+)

Player/Opponent	GB
1. Andy Kraus vs. Duke, 1988	27
2. Gabby Roe vs. Duke, 1990	17
Mike Schattner vs. Roanoke, 1991	17
4. Dave Pocock vs. Hofstra, 1978	16
Steve Kraus vs. Navy, 1980	16
Court Durling vs. Syracuse, 1995	16
7. Boo Smith vs. Army, 1972	15
Steve Kraus vs. Johns Hopkins, 1980	15
Ben Johnson vs. Duke, 1995	15
Petey LaSalla vs. Duke, 2023	15
11. Greg Montgomery vs. Wash. & Lee, 1974	14
Vince Sandusky vs. Wash. & Lee, 1977	14
Steve Kraus vs. North Carolina, 1981	14
Steve Crawford vs. Virginia Tech, 1986	14
Ben Johnson vs. Brown, 1995	14
Ben Johnson vs. VMI, 1996	14
David Jenkins vs. Hofstra, 2001	14
Petey LaSalla vs. Towson, 2021	14
Petey LaSalla vs. Lafayette, 2022	14

FACEOFF WINS (20+)

Player/Opponent	Wins
1. Jason Hard vs. Syracuse, 1997	29
2. Petey LaSalla vs. North Carolina, 2021	26
3. Justin Schwenk vs. Princeton, 2018	25
4. Mick Parks vs. Syracuse, 2014	24
5. Steve Kraus vs. Johns Hopkins, 1981	23
Andy Kraus vs. Duke, 1988	23
Petey LaSalla vs. Robert Morris, 2021	23
Petey LaSalla vs. Quinnipiac, 2022	23
9. Dave Pocock vs. NC State, 1978	22
Justin Schwenk vs. Robert Morris, 2019	22
Petey LaSalla at Johns Hopkins	22
12. David Jenkins vs. Hofstra, 2001	21
Chad Gaudet vs. Johns Hopkins, 2009	21
Petey LaSalla vs. North Carolina, 2021	21
Petey LaSalla vs. Maryland, 2021	21
16. Brad Wood vs. Loyola, 1986	20
Ryan Benincasa vs. Syracuse, 2012	20
Justin Schwenk vs. Stony Brook, 2018	20
Petey LaSalla vs. Utah, 2021	20
Petey LaSalla vs. Harvard, 2023	20
Petey LaSalla vs. Duke, 2023	20

FACEOFF WIN PCT. (MIN. 10 ATTEMPTS)

Player vs. Opponent	Pct.	W-A
1. Scott Coulter, Virginia Tech, '80	1.000	11-11
Charlie Glazer vs. Mt. St. Mary's, '06	1.000	11-11
3. Greg Montgomery vs. North Carolina, '72	.929	13-14
Andy Kraus vs. Navy, '89	.929	13-14
Jason Hard vs. Mercyhurst, '98	.929	13-14
David Jenkins vs. Delaware, '99	.929	13-14
Ryan Benincasa vs. Vermont, 12	.929	13-14
8. Brad Wood vs. Radford, '86	.923	12-13
9. Steve Nauss vs. Roanoke, '72	.917	11-12
Scott Coulter vs. William & Mary, '81	.917	11-12
Ray Kamrath vs. UMBC, '93	.917	11-12
Jason Hard vs. UMass, '99	.917	11-12
Jason Hard vs. Stony Brook, '99	.917	11-12
Jason Hard vs. Stony Brook, '00	.917	11-12

SAVES (28+)

Player/Opponent	Saves
1. Bob Catzen vs. Johns Hopkins, 1948	35
Bo Moore vs. Army, 1954	35
3. Deeley Nice vs. Johns Hopkins, 1962	34
4. Brian Rowe vs. Maryland, 1956	30
Deeley Nice vs. Army, 1961	30
Deeley Nice vs. Army, 1962	30
7. Bo Moore vs. Navy, 1954	29
Rodney Rullman vs. Navy, 1975	29
9. Bo Moore vs. Wash. & Lee, 1954	28
Bob Hoover vs. Maryland, 1958	28
Last with at least 25: Peter Sheehan, 25 vs. Johns Hopkins, 1988	

FRESHMAN SAVES (18+)

Player/Opponent	Saves
1. Patrick Burkinshaw, 2019 vs. Princeton	19
2. Rodney Rullman, 1972 vs. Washington & Lee	18
Rodney Rullman, 1972 vs. Army	18
Tillman Johnson, 2001 vs. Johns Hopkins	18
Griffin Thompson, 2017 vs. Robert Morris	18



ACC TOURNAMENT HISTORY

Year	Opponent	Result	Score	Site	Rd
1989	North Carolina	L	5-7	Chapel Hill, N.C. \$	SF
1990	Duke	W	18-13	Charlottesville, Va. #	SF
	North Carolina	L	6-10	Charlottesville, Va. #	F
1991	Maryland	L	9-10	Durham, N.C.	SF
1992	North Carolina	L	5-14	College Park, Md.	SF
1993	Maryland	L	8-9 (OT)	College Park, Md.	SF
1994	Duke	W	19-13	Charlottesville, Va. #	SF
	North Carolina	L	7-15	Charlottesville, Va.	F
1995	Duke	L	10-17	Chapel Hill, N.C.	SF
1996	Maryland	W	13-9	Charlottesville, Va.	SF
	North Carolina	L	11-13	Charlottesville, Va.	F
1997	North Carolina	W	17-13	Charlottesville, Va.	SF
	Duke	W	12-6	Charlottesville, Va.	F
1998	Duke	W	11-9	Charlottesville, Va.	SF
	Maryland	L	11-14	Charlottesville, Va.	F
1999	Maryland	W	15-6	Chapel Hill, N.C.	SF
	Duke	W	8-7	Chapel Hill, N.C.	F
2000	North Carolina	W	17-16 (20T)	College Park, Md.	SF
	Maryland	W	11-7	College Park, Md.	F
2001	Maryland	L	8-12	Disney Complex, Fla.	SF
2002	North Carolina	W	10-3	Durham, N.C.	SF
	Duke	L	13-14	Durham, N.C.	F
2003	North Carolina	W	13-12 (OT)	Charlottesville, Va.	SF
	Duke	W	12-6	Charlottesville, Va.	F
2004	North Carolina	W	11-9	Chapel Hill, N.C.	SF
	Maryland	L	11-12	Chapel Hill, N.C.	F
2005	Maryland	L	7-8 (OT)	Baltimore, Md. %	SF
2006	Maryland	W	11-5	Baltimore, Md. %	F
2007	Maryland	W	11-10	Durham, N.C.	SF
	Duke	L	9-12	Durham, N.C.	F
2008	Maryland	W	11-8	Charlottesville, Va.	SF
	Duke	L	9-11	Charlottesville, Va.	F
2009	Duke	L	5-16	Chapel Hill, N.C. \$	SF
2010	Duke	W	16-12	College Park, Md.	SF
	Maryland	W	10-6	College Park, Md.	F
2011	Duke	L	10-19	Durham, N.C.	SF
2012	North Carolina	L	9-11	Charlottesville, Va.	SF
2013	Maryland	W	13-6	Chapel Hill, N.C. \$	SF
	North Carolina	L	13-16	Chapel Hill, N.C. \$	F
2018	Syracuse	W	11-10	Charlottesville, Va	SF
	Notre Dame	L	7-17	Charlottesville, Va.	F
2019	North Carolina	W	14-13	Chapel Hill, N.C.	SF
	Notre Dame	W	10-4	Charlottesville, Va.	F
2020	<i>The ACC did not host a tournament due to COVID-19 pandemic</i>				
2021-23	<i>The ACC did not host a tournament and instead played a six-game conference schedule</i>				
2024	Notre Dame	L	9-18	Chalotte, N.C. ^	SF
Totals	7 championships	23-21	477-473		

Key to sites: # – Scott Stadium; \$ – Kenan Stadium, % – M&T Bank Stadium, ^ – American Legion Stadium

ACC ALL-TOURNAMENT TEAM	
1992	Perry Frazer (A)
1993	Tony Nugent (M)
1994	David Jones (M) Craig Ronald (D) Michael Watson (A)
1995	Doug Knight (A)
1996	Doug Knight (A) Tommy Smith (D) Michael Watson (A) Tim Whiteley (A)
1997	David Curry (M) Chris Sanderson (G) Tommy Smith (D) Doug Knight (A) – MVP David Wren (M)
1998	Ryan Curtis (D) Jay Jalbert (A) Drew McKnight (A) Drew Melchionni (M) Tucker Radebaugh (A)
1999	Ryan Curtis (D) Hanley Holcomb (M) Jay Jalbert (M) – MVP Tucker Radebaugh (A) Court Weisleder (D)
2000	Conor Gill (A) – MVP Jay Jalbert (M) Mark Koontz (D) Drew McKnight (A) Ian Shure (A)
2001	Conor Gill (A)
2002	John Christmas (A) Tillman Johnson (G) A.J. Shannon (M) Joe Yevoli (A)
2003	David Burman (D) Billy Glading (M) – MVP Brett Hughes (D) Tillman Johnson (G) Chris Rotelli (M) Joe Yevoli (A)
2004	Brett Hughes (D) Matt Ward (A) Joe Yevoli (A)
2005	John Christmas (A) Michael Culver (D)
2006	Michael Culver (D) – MVP Kyle Dixon (M) Danny Glading (A) Matt Poskay (M) Ben Rubeor (A) Kip Turner (G) Matt Ward (A)
2007	Garrett Billings (A) Ben Rubeor (A) Ricky Smith (D) Kip Turner (G)
2008	Garrett Billings (A) Danny Glading (A) Bud Petit (G) Ben Rubeor (A)
2010	Rhamel Bratton (M) Shamel Bratton (M) Ken Clausen (D) Adam Ghitelman (G) – MVP Brian McDermott (M) Steele Stanwick (A) Matt White (A)
2011	Colin Briggs (M)
2012	Steele Stanwick (A)
2013	Mark Cockerton (A) Nick O'Reilly (A) Harry Prevas (D) Matt White (M)
2018	Mike D'Amario (A) Michael Kraus (A) Matt Moore (M) Justin Schwenk (M)
2019	Dox Aitken (M) Jared Conners (LSM) Ryan Conrad (M) – MVP Matt Moore (A)






CHAMPIONSHIP WEEKEND AT SCOTT STADIUM

- Last May, the University of Virginia was named the host of the 2026 NCAA Men's Lacrosse Championships, commonly referred to as "Championship Weekend."
- The three-day event will commence over Memorial Day weekend at Scott Stadium, which is home to the UVA football team and has hosted concerts for some of the world's most iconic touring artists, including The Rolling Stones, U2, and Charlottesville's own Dave Matthews Band.
- The men's Division I semifinals will take place on Saturday, May 23, while the Division II and III finals will be contested on Sunday, May 24.
- For the 40th consecutive edition, Championship Weekend culminates with the Division I title game as a stand-alone finale on Memorial Day – Monday, May 25.
- Virginia was awarded hosting duties after the NCAA announced a venue change in the fall of 2023, following a scheduling conflict with Gillette Stadium (Foxborough, Mass), which was selected as one of the host sites for the 2026 FIFA Men's World Cup.
- This year's Championship Weekend marks the first time since 1982 that UVA will host the Division I Men's Lacrosse Championship, having previously staged the event at Scott Stadium in both 1977 and 1982.
- Aside from the 1977 and 1982 games, UVA has hosted only two other NCAA Championships, the Division I men's and women's cross country championship races in 1987 and 2023.
- This year's Championships marks the first time postseason lacrosse will be played at the venue since it served as a host site for the 2004 NCAA Tournament quarterfinals.
- Scott Stadium is also the first campus stadium to be the final site of the Division I Men's Lacrosse Championship since 2002, when Rutgers hosted the event.
- Not since April 2, 2011 – when the Cavaliers hosted Maryland in a nationally televised regular-season matchup – has a lacrosse game been played at Scott Stadium.
- In a fitting end to the season, Virginia went on to defeat the Terrapins, 9-7, in the national championship game, capturing the program's fifth NCAA title in the process.
- Prior to Klöckner Stadium's inaugural season in 1993, Scott Stadium served as UVA's primary home for lacrosse – particularly for matchups against marquee opponents.
- Scott Stadium was also the host site of the 1976 North-South All-Star game, a prestigious annual event that showcases the nation's top senior college lacrosse players.
- In 2003, the NCAA unified the Division II and Division III national championship games with the Division I semifinals and final, creating a single, championship-filled weekend.
- The inaugural all-division format took place at M&T Bank Stadium in Baltimore, where the Wahoos defeated Johns Hopkins, 9-7, in the championship game in dramatic fashion amid soaking wet conditions.



Day	Date	Game	Time
Saturday	May 23, 2026	Division I Men's Semifinal (1)	Noon
		Division I Men's Semifinal (2)	2:30 p.m.
Sunday	May 24, 2026	Division III Men's Final	12 p.m.
		Division II Men's Final	4 p.m.
Monday	May 25, 2026	Division I Men's Final	1 p.m.



For the most up-to-date information on all things Championship Weekend, scan the QR code.



NCAA TOURNAMENT HISTORY

Year	Opponent	W/L	Score	Site	Rd
1971 (7)	Navy (2)	L	6-9	Charlottesville, Va.	QF
1972 (2)	Army (7)	W	10-3	Charlottesville, Va.	QF
	Cortland (3)	W	14-7	Cortland, N.Y.	SF
	Johns Hopkins (4)	W	13-12	College Park, Md.	F
1973 (6)	Hofstra (3)	W	12-5	Hempstead, N.Y.	QF
	Johns Hopkins (2)	L	9-12	Baltimore, Md.	SF
1974 (5)	Cornell (4)	L	8-15	Ithaca, N.Y.	QF
1978 (6)	Maryland (3)	L	10-15	College Park, Md.*	QF
1979 (4)	Cornell (5)	W	15-8	Charlottesville, Va.	QF
	Johns Hopkins (1)	L	7-16	Baltimore, Md.	SF
1980 (1)	Cornell (8)	W	9-8 (OT)	Charlottesville, Va.	QF
	North Carolina (5)	W	11-10 (2OT)	Charlottesville, Va.	SF
	Johns Hopkins (2)	L	8-9 (2OT)	Ithaca, N.Y.	F
1981 (5)	UMass (4)	W	16-12	Charlottesville, Va.	QF
	Johns Hopkins (1)	L	6-10	Baltimore, Md.	SF
1982 (3)	Adelphi (6)	W	15-7	Charlottesville, Va.	QF
	Johns Hopkins (2)	L	9-13	Baltimore, Md.	SF
1983 (3)	Maryland (6)	L	4-13	Charlottesville, Va.	QF
1984 (4)	North Carolina (5)	L	2-11	Charlottesville, Va.	QF
1985 (4)	Army (5)	W	10-6	Charlottesville, Va.	QF
	Johns Hopkins (1)	L	8-11	Baltimore, Md.	SF
1986 (3)	Navy (6)	W	12-9	Charlottesville, Va.	QF
	Syracuse (2)	W	12-10	Newark, Del.	SF
	North Carolina (5)	L	9-10 (OT)	Newark, Del.	F
1988 (x)	Yale (7)	W	10-9 (2OT)	New Haven, Conn.	1st
	Johns Hopkins (2)	W	11-10 (OT)	Baltimore, Md.	QF
	Cornell (x)	L	6-17	Syracuse, N.Y.	SF
1990 (6)	Rutgers (x)	L	6-7	Charlottesville, Va.	1st
1991 (6)	Towson (x)	L	13-14	Charlottesville, Va.	1st
1993 (5)	Notre Dame (x)	W	19-9	Charlottesville, Va.	1st
	Johns Hopkins (4)	L	10-14	Baltimore, Md.	QF
1994 (5)	Notre Dame (x)	W	23-4	Charlottesville, Va.	1st
	North Carolina (4)	W	12-10	Chapel Hill, N.C.%	QF
	Syracuse (1)	W	15-14 (OT)	College Park, Md.	SF
	Princeton (3)	L	8-9 (OT)	College Park, Md.	F
1995 (2)	Brown (7)	W	16-13	Charlottesville, Va.	QF
	Syracuse (3)	L	13-20	College Park, Md.	SF
1996 (3)	Harvard (x)	W	23-12	Baltimore, Md.	QF
	Johns Hopkins (7)	W	16-10	College Park, Md.	SF
	Princeton (1)	L	12-13 (OT)	College Park, Md.	F
1997 (2)	Maryland (x)	L	9-10	College Park, Md.	QF
1998 (6)	Hobart (x)	W	16-10	Amherst, Mass.	1st
	Syracuse (3)	L	14-17	Hempstead, N.Y.	QF
1999 (3)	Delaware (6)	W	17-10	Princeton, N.J.	QF
	Johns Hopkins (2)	W	16-11	College Park, Md.	SF
	Syracuse (8)	W	12-10	College Park, Md.	F
2000 (2)	Duke (7)	W	10-9	Baltimore, Md.	QF
	Princeton (3)	L	11-12	College Park, Md.	SF
2001 (8)	Hofstra (x)	L	14-15 (OT)	West Point, N.Y.	1st
2002 (3)	Cornell (6)	W	11-10	Baltimore, Md.	QF
	Syracuse (2)	L	11-12 (2OT)	New Brunswick, N.J.	SF
2003 (2)	Mount St. Mary's (x)	W	19-8	Charlottesville, Va.	1st
	Georgetown (x)	W	12-7	Towson, Md.	QF
	Maryland (3)	W	14-4	Baltimore, Md.	SF
	Johns Hopkins (1)	W	9-7	Baltimore, Md.	F
2005 (4)	Albany (x)	W	23-9	Charlottesville, Va.	1st
	Navy (5)	W	10-8	Baltimore, Md.	QF
	Johns Hopkins (1)	L	8-9 (OT)	Philadelphia, Pa.	SF
2006 (1)	Notre Dame (x)	W	14-10	Charlottesville, Va.	1st
	Georgetown (8)	W	20-8	Towson, Md.	QF
	Syracuse (5)	W	17-10	Philadelphia, Pa.	SF
	UMass (x)	W	15-7	Philadelphia, Pa.	F
2007 (2)	Delaware (x)	L	8-14	Charlottesville, Va.	1st
2008 (2)	UMBC (x)	W	10-9	Charlottesville, Va.	1st
	Maryland (7)	W	8-7 (OT)	Annapolis, Md.	QF
	Syracuse (3)	L	11-12 (2OT)	Foxborough, Mass.	SF

Year	Opponent	W/L	Score	Site	Rd
2009 (1)	Villanova (x)	W	18-6	Charlottesville, Va.	1st
	Johns Hopkins (8)	W	19-8	Annapolis, Md.	QF
	Cornell (5)	L	6-15	Foxborough, Mass.	SF
2010 (1)	Mount St. Mary's (x)	W	18-4	Charlottesville, Va.	1st
	Stony Brook (8)	W	10-9	Stony Brook, N.Y.	QF
	Duke (5)	L	13-14	Baltimore, Md.	SF
2011 (7)	Bucknell (x)	W	13-12 (OT)	Charlottesville, Va.	1st
	Cornell (2)	W	13-9	Hempstead, N.Y.	QF
	Denver (6)	W	14-8	Baltimore, Md.	SF
	Maryland (x)	W	9-7	Baltimore, Md.	F
2012 (5)	Princeton (x)	W	6-5	Charlottesville, Va.	1st
	Notre Dame (4)	L	10-12	Chester, Pa.	QF
2014 (8)	Johns Hopkins (x)	L	8-14	Charlottesville, Va.	1st
2015 (7)	Johns Hopkins (x)	L	7-19	Charlottesville, Va.	1st
2018 (x)	Loyola (6)	L	12-14	Baltimore, Md.	1st
2019 (3)	Robert Morris (x)	W	19-10	Charlottesville, Va.	1st
	Maryland (x)	W	13-12 (OT)	Hempstead, N.Y.	QF
	Duke (2)	W	13-12 (2OT)	Philadelphia, Pa.	SF
	Yale (5)	W	13-9	Philadelphia, Pa.	F
	2020	No NCAA Tournament Due to the COVID-19 Pandemic			
2021 (4)	Bryant (x)	W	13-11	Charlottesville, Va.	1st
	Georgetown (5)	W	14-3	Hempstead, N.Y.	QF
	North Carolina (1)	W	12-11	East Hartford, Conn.	SF
	Maryland (3)	W	17-16	East Hartford, Conn.	F
2022 (x)	Brown (8)	W	17-10	Providence, R.I.	1st
	Maryland (1)	L	9-18	Columbus, Ohio	QF
2023 (2)	Richmond (x)	W	17-8	Charlottesville, Va.	1st
	Georgetown (7)	W	17-14	Albany, N.Y.	QF
	Notre Dame (3)	L	12-13 (OT)	Philadelphia, Pa.	SF
2024 (6)	Saint Joseph's (x)	W	17-11	Charlottesville, Va.	1st
	Johns Hopkins (3)	W	11-10 (2OT)	Towson, Md.	QF
	Maryland (7)	L	6-12	Philadelphia, Pa.	SF

Prior to 1993, all NCAA Tournament games in Charlottesville were held at Scott Stadium.

Key to sites: * – Maryland's turf field; % – Kenan Stadium
x – unseeded





Charles Balsamo 00

Midfield | Sr. | 5-8 | 180 | Manhasset, N.Y. | Chaminade | Duke

Notables

- Transferred to UVA after a two-year stint at Duke
- Helped the Blue Devils reached national championship game in 2023
- Scored two goals in 16-15 overtime win over Penn State of 2023 NCAA semifinals

CAREER STATISTICS

Season	GP	GS	G	A	PTS	SH	SH%	SOG	SOG%	GW	UP	DN	GB
2023 *	19	18	20	11	31	61	0.328	42	0.689	1	2	0	20
2024 *	19	3	7	9	16	28	0.250	16	0.571	1	0	0	5
2025	13	0	2	2	4	10	0.200	5	0.500	0	0	0	7
2026	14	1	5	2	7	20	0.250	9	0.450	0	1	0	0
Totals	65	22	34	24	58	119	0.286	72	0.605	2	3	0	32

Career Highs	Category	Season Highs
9x last vs. Dartmouth (3/23/26)	Goals	2 vs. Dartmouth (3/23/26)
3x, last vs. High Point (2/24/24) *	Assists	1 2x, last vs. Drexel (4/24/26)
vs. High Point (2/24/24) *	Points	2 vs. Dartmouth (4/24/26)
at Syracuse (3/5/23) *	Shots	3 2x, last vs. Dartmouth (3/23/26)

* - while at Duke

2026 GAME LOGS

Date	Opponent	Result	GP	GS	G	A	Pts	Sh	SOG	GW	UP	DN	GB	TO	CT
2/8	Colgate	W, 19-14	1	0	1	0	1	1	1	0	0	0	0	0	0
2/14	at #8 Richmond	L, 12-18	1	0	0	0	0	0	0	0	0	0	0	1	0
2/21	at Stony Brook	W, 19-7	1	0	1	1	2	1	1	0	0	0	0	0	0
2/28	#16 Johns Hopkins	L, 13-14	1	0	0	0	0	0	0	0	0	0	0	0	0
3/3	at High Point	W, 14-7	1	0	0	0	0	3	1	0	0	0	0	0	0
3/7	Towson	L, 9-13	1	0	0	0	0	1	0	0	0	0	0	0	0
3/14	at #10 Maryland	L, 12-13 (3ot)	1	0	0	0	1	0	0	0	0	0	0	0	0
3/21	Utah	W, 16-11	1	0	0	0	0	1	0	0	0	0	1	0	0
3/23	Dartmouth	W, 18-7	1	0	2	0	2	3	3	0	0	0	1	0	0
3/28	#1 Notre Dame	W, 11-9	1	0	0	0	0	1	1	0	0	0	0	1	0
4/4	at #7 Duke	W, 14-10	1	0	0	0	0	2	0	0	0	0	0	0	0
4/11	at #5 Syracuse	L, 9-14	1	0	1	0	1	1	1	0	1	0	0	0	0
4/18	#3 North Carolina	L, 15-16 (ot)	1	0	0	0	1	0	0	0	0	0	0	0	0
4/24	Drexel	W, 17-6	1	1	0	1	1	4	1	0	0	0	0	0	0
Totals			14	1	5	2	7	20	9	0	1	0	0	4	0



Truitt Sunderland 3

Attack | Sr. | 5-11 | 160 | Baltimore, Md. | Calvert Hall

Notables

- One of two ACC players to average at least 2.93 goals per game during the regular season
- One of three team captains
- Led all UVA players in 2025 with 51 points, also good for sixth in ACC
- Also averaged fourth among all ACC players in goals per game (2.29) in 2025

CAREER STATISTICS

Season	GP	GS	G	A	PTS	SH	SH%	SOG	SOG%	GW	UP	DN	GB
2023	16	1	9	8	17	24	0.375	17	0.708	0	0	0	14
2024	11	1	3	2	5	11	0.273	6	0.545	0	0	0	6
2025	14	13	32	19	51	78	0.410	58	0.744	2	4	0	32
2026	14	14	41	17	58	96	0.427	62	0.646	1	4	0	23
Totals	55	29	85	46	131	209	0.407	143	0.684	3	8	0	75

Career Highs	Category	Season Highs
3x, last vs. Utah (3/21/26)	Goals	6 2x, last vs. Utah (3/21/26)
vs. Drexel (4/24/26)	Assists	4 vs. Drexel (4/24/26)
vs. Drexel (4/24/26)	Points	10 vs. Drexel (4/24/26)
2x, last vs. Utah (3/21/26)	Shots	13 vs. Utah (3/21/26)
vs. Colgate (2/8/26)	Ground Balls	5 vs. Colgate (2/8/26)

2026 GAME LOGS

Date	Opponent	Result	GP	GS	G	A	Pts	Sh	SOG	GW	UP	DN	GB	TO	CT
2/8	Colgate	W, 19-14	1	1	6	2	8	9	8	0	0	0	5	0	0
2/14	at #8 Richmond	L, 12-18	1	1	1	0	1	5	4	0	0	0	1	2	0
2/21	at Stony Brook	W, 19-7	1	1	2	1	3	4	3	0	1	0	0	0	0
2/28	#16 Johns Hopkins	L, 13-14	1	1	1	1	2	3	1	0	0	0	1	0	0
3/3	at High Point	W, 14-7	1	1	3	2	5	9	5	0	1	0	1	1	0
3/7	Towson	L, 9-13	1	1	3	1	4	7	3	0	1	0	4	1	0
3/14	at #10 Maryland	L, 12-13 (3ot)	1	1	2	1	3	7	4	0	0	0	1	1	0
3/21	Utah	W, 16-11	1	1	6	0	6	13	9	0	0	0	3	2	1
3/23	Dartmouth	W, 18-7	1	1	2	0	2	8	4	1	1	0	1	1	0
3/28	#1 Notre Dame	W, 11-9	1	1	2	2	4	5	2	0	0	0	0	0	0
4/4	at #7 Duke	W, 14-10	1	1	4	0	4	5	5	0	0	0	1	1	0
4/11	at #5 Syracuse	L, 9-14	1	1	2	1	3	8	6	0	0	0	4	1	0
4/18	#3 North Carolina	L, 15-16 (ot)	1	1	3	0	3	6	3	0	0	0	0	0	0
4/24	Drexel	W, 17-6	1	1	4	6	10	7	5	0	0	0	3	0	1
Totals			14	14	41	17	58	96	62	1	4	0	23	11	3



Ryan Duenkel 4

Attack/Midfield | So. | 5-8 | 180 | Great Falls, Va. | St. John's College

Notables

- Did not appear in any games in 2025 after suffering season-ending injury
- Top attackman in his class, according to Inside Lacrosse
- Nike & New Balance Senior All-American (2024)

CAREER STATISTICS

Season	GP	GS	G	A	PTS	SH	SH%	SOG	SOG%	GW	UP	DN	GB
2026	14	13	16	7	23	45	0.356	29	0.644	1	0	0	22
Totals	14	13	16	7	23	45	0.356	29	0.644	1	0	0	22

Career Highs	Category	Season Highs
vs. Drexel (4/24/26)	Goals	3 vs. Drexel (4/24/26)
vs. Colgate (2/8/26)	Assists	2 vs. Colgate (2/8/26)
2x, last vs. Drexel (4/24/26)	Points	3 2x, last vs. Drexel (4/24/26)
at #10 Maryland (3/14/26)	Shots	6 at #10 Maryland (3/14/26)
at #8 Richmond (2/14/26)	Ground Balls	5 at #8 Richmond (2/14/26)

2026 GAME LOGS

Date	Opponent	Result	GP	GS	G	A	Pts	Sh	SOG	GW	UP	DN	GB	TO	CT
2/8	Colgate	W, 19-14	1	1	0	2	2	3	1	0	0	0	1	0	0
2/14	at #8 Richmond	L, 12-18	1	1	2	0	2	3	3	0	0	0	5	2	1
2/21	at Stony Brook	W, 19-7	1	1	1	1	2	2	1	0	0	0	0	1	0
2/28	#16 Johns Hopkins	L, 13-14	1	1	2	0	2	3	2	0	0	0	2	0	2
3/3	at High Point	W, 14-7	1	1	1	1	2	1	1	0	0	0	0	1	1
3/7	Towson	L, 9-13	1	1	1	0	1	5	3	0	0	0	4	1	0
3/14	at #10 Maryland	L, 12-13 (3ot)	1	1	1	0	1	6	5	0	0	0	2	1	1
3/21	Utah	W, 16-11	1	1	1	1	2	2	2	0	0	0	0	1	1
3/23	Dartmouth	W, 18-7	1	1	0	0	0	1	1	0	0	0	1	0	0
3/28	#1 Notre Dame	W, 11-9	1	1	0	0	0	2	1	0	0	0	0	2	0
4/4	at #7 Duke	W, 14-10	1	1	1	1	2	4	1	0	0	0	1	0	0
4/11	at Syracuse	L, 9-14	1	1	1	0	1	4	2	0	0	0	2	1	0
4/18	#3 North Carolina	L, 15-16 (ot)	1	1	2	1	3	4	2	0	0	0	1	0	0
4/24	Drexel	W, 17-6	1	0	3	0	3	4	3	1	0	0	2	1	0
Totals			14	13	16	7	23	45	29	1	0	0	22	11	6



Joey Terenzi 5

Midfield | Sr. | 5-10 | 180 | Manhasset, N.Y. | Manhasset

Notables

- One of three team captains
- Missed majority of 2025 season due to injury
- 2025 Inside Lacrosse Honorable Mention Preseason All-American

CAREER STATISTICS

Season	GP	GS	G	A	PTS	SH	SH%	SOG	SOG%	GW	UP	DN	GB
2023	0	0	0	0	0	0	0.000	0	0.000	0	0	0	0
2024	17	0	9	4	13	25	0.360	16	0.640	0	0	0	27
2025	3	0	1	0	1	3	0.333	1	0.333	0	0	0	3
2026	9	4	12	9	21	27	0.444	19	0.704	1	0	0	10
Totals	29	4	22	13	35	55	0.400	36	0.655	1	0	0	40

Career Highs	Category	Season Highs
2x, last vs. Drexel (4/24/26)	Goals	3 2x, last vs. Drexel (4/24/26)
3x, last at #7 Duke (4/4/26)	Assists	2 3x, last at #7 Duke (4/4/26)
at #7 Duke (4/4/26)	Points	5 at #7 Duke (4/4/26)
vs. Drexel (4/24/26)	Shots	6 vs. Drexel (4/24/26)
at Towson (3/9/24)		



Will Inderlied

6

Midfield | Gr. | 6-2 | 190 | Virginia Beach, Va. | Norfolk Academy

Notables

- Started in nine games as an offensive midfielder
- Had a five-game goal streak that spanned March 22 through April 19

CAREER STATISTICS

Season	GP	GS	G	A	PTS	SH	SH%	SOG	SOG%	GW	UP	DN	GB
2022	0	0	0	0	0	0	0.000	0	0.000	0	0	0	0
2023	6	0	1	0	1	4	0.250	2	0.500	0	0	0	0
2024	11	0	1	0	1	8	0.125	2	0.250	0	0	0	3
2025	14	9	9	3	12	45	0.200	20	0.444	0	1	0	5
2026	12	1	3	1	4	12	0.250	7	0.583	0	0	0	2
Totals	43	10	14	4	18	69	0.203	31	0.449	0	1	0	10

Career Highs	Category	Season Highs
at North Carolina (4/5/25)	Goals	1 3x, last vs. Drexel (4/24/26)
vs. Lafayette (4/19/25)	Assists	1 at High Point (3/3/26)
vs. Lafayette (4/19/25)	Points	1 4x, last vs. Drexel (4/24/26)
vs. Lafayette (4/19/25)	Shots	6 vs. Drexel (4/24/26)
vs. Syracuse (3/29/25)	Man-Up Goals	1 -

2026 GAME LOGS

Date	Opponent	Result	GP	GS	G	A	Pts	Sh	SOG	GW	UP	DN	GB	TO	CT
2/8	Colgate	W, 19-14	1	0	0	0	0	1	1	0	0	0	0	2	0
2/21	at Stony Brook	W, 19-7	1	0	1	0	1	1	1	0	0	0	1	0	0
2/28	#16 Johns Hopkins	L, 13-14	1	0	0	0	0	0	0	0	0	0	0	0	0
3/3	at High Point	W, 14-7	1	0	0	1	1	0	0	0	0	0	0	0	0
3/7	Towson	L, 9-13	1	0	0	0	0	0	0	0	0	0	0	0	0
3/21	Utah	W, 16-11	1	0	0	0	0	1	1	0	0	0	0	0	0
3/23	Dartmouth	W, 18-7	1	0	0	0	0	1	1	0	0	0	0	0	0
3/28	#1 Notre Dame	W, 11-9	1	0	1	0	1	1	1	0	0	0	0	0	0
4/4	at #7 Duke	W, 14-10	1	0	0	0	0	1	0	0	0	0	0	0	0
4/11	at #5 Syracuse	L, 9-14	1	0	0	0	0	1	0	0	0	0	0	0	0
4/18	#3 North Carolina	L, 16-15 (ot)	1	0	0	0	0	1	0	0	0	0	0	0	0
4/24	Drexel	W, 17-6	1	1	1	0	1	4	2	0	0	0	1	1	0
Totals			12	1	3	1	4	12	7	0	0	0	2	3	0



Brendan Millon

7

Attack | Fr. | 5-11 | 180 | Reisterstown, Md. | McDonogh School

Notables

- ACC Freshman of the Year (2026)
- All-ACC Team (2026)
- Consensus No. 1 overall prospect in his class
- C. Markland Kelly Award recipient and MIAA Player of the Year (2025)
- Younger brother of UVA junior attackman McCabe Millon

CAREER STATISTICS

Season	GP	GS	G	A	PTS	SH	SH%	SOG	SOG%	GW	UP	DN	GB
2026	14	13	30	37	67	92	0.326	59	0.641	3	2	0	15
Totals	14	13	30	37	67	92	0.326	59	0.641	3	2	0	15

Career Highs	Category	Season Highs
at Stony Brook (2/21/26)	Goals	5 at Stony Brook (2/21/26)
vs. Dartmouth (3/23/26)	Assists	6 vs. Dartmouth (3/23/26)
vs. Dartmouth (3/23/26)	Points	10 vs. Dartmouth (3/23/26)
at Stony Brook (2/21/26)	Shots	13 at Stony Brook (2/21/26)
4x, last vs. #3 North Carolina (4/18/26)	Ground Balls	2 4x, last vs. #3 North Carolina (4/18/26)
5x, last vs. #3 North Carolina (4/18/26)	Caused Turnovers	1 5x, last vs. #3 North Carolina (4/18/26)

2026 GAME LOGS

Date	Opponent	Result	GP	GS	G	A	Pts	Sh	SOG	GW	UP	DN	GB	TO	CT
2/8	Colgate	W, 19-14	1	1	0	5	5	4	3	0	0	0	0	0	1
2/14	at #8 Richmond	L, 12-18	1	1	2	1	3	8	5	0	0	0	0	0	0
2/21	at Stony Brook	W, 19-7	1	1	5	2	7	13	9	1	0	0	1	2	0
2/28	#16 Johns Hopkins	L, 13-14	1	1	2	2	4	8	3	0	1	0	2	1	0
3/3	at High Point	W, 14-7	1	1	2	3	5	5	4	1	0	0	0	3	0
3/7	Towson	L, 9-13	1	1	2	1	3	5	3	0	1	0	1	3	1
3/14	at #10 Maryland	L, 12-13 (3ot)	1	1	2	1	3	7	5	0	0	0	1	2	0
3/21	Utah	W, 16-11	1	1	1	3	4	6	4	0	0	0	0	1	0
3/23	Dartmouth	W, 18-7	1	1	4	6	10	6	5	0	0	0	1	0	1
3/28	#1 Notre Dame	W, 11-9	1	1	2	2	4	5	4	1	0	0	2	0	1
4/4	at #7 Duke	W, 14-10	1	1	1	5	6	2	2	0	0	0	2	3	0
4/11	at #5 Syracuse	L, 9-14	1	1	2	0	2	9	5	0	0	0	1	1	0
4/18	#3 North Carolina	L, 16-15 (ot)	1	1	3	3	6	7	4	0	0	0	2	3	1
4/24	Drexel	W, 17-6	1	0	2	3	5	6	3	0	0	0	2	2	0
Totals			14	13	30	37	67	92	59	3	2	0	15	22	5



Robby Hopper

8

Defense | Fr. | 6-5 | 195 | Severna Park, Md. | Archbishop Spalding

Notables

- Consensus top LSM prospect in his class
- Member of U.S. U20 roster for 2025 World Lacrosse Championships

CAREER STATISTICS

Season	GP	GS	G	A	PTS	SH	SH%	SOG	SOG%	GW	UP	DN	GB
2026	13	0	2	4	6	12	0.167	5	0.417	0	0	0	40
Totals	13	0	2	4	6	12	0.167	5	0.417	0	0	0	40

Career Highs	Category	Season Highs
2x, last vs. Dartmouth (3/23/26)	Goals	1 2x, last vs. Dartmouth (3/23/26)
3x, last at #5 Syracuse (4/11/26)	Assists	1 3x, last at #5 Syracuse (4/11/26)
vs. Dartmouth (3/23/26)	Points	2 vs. Dartmouth (3/23/26)
3x, last vs. #3 North Carolina (4/18/26)	Ground Balls	5 3x, last vs. #3 North Carolina (4/18/26)
vs. #1 Notre Dame (3/28/26)	Caused Turnovers	3 vs. #1 Notre Dame (3/28/26)

2026 GAME LOGS

Date	Opponent	Result	GP	GS	G	A	Pts	Sh	SOG	GW	UP	DN	GB	TO	CT
2/8	Colgate	W, 19-14	1	0	0	0	0	3	0	0	0	0	2	1	1
2/14	at #8 Richmond	L, 12-18	1	0	0	0	0	0	0	0	0	0	5	0	0
2/21	at Stony Brook	W, 19-7	1	0	0	1	1	0	0	0	0	0	1	0	1
2/28	#16 Johns Hopkins	L, 13-14	1	0	0	0	0	2	2	0	0	0	3	1	1
3/3	at High Point	W, 14-7	1	0	0	0	0	0	0	0	0	0	2	0	1
3/7	Towson	L, 9-13	1	0	0	0	0	0	0	0	0	0	3	0	1
3/14	at #10 Maryland	L, 12-13 (3ot)	1	0	1	0	1	2	2	0	0	0	2	1	0
3/21	Utah	W, 16-11	1	0	0	0	0	1	0	0	0	0	3	1	0
3/23	Dartmouth	W, 18-7	1	0	1	1	2	1	1	0	0	0	3	0	0
3/28	#1 Notre Dame	W, 11-9	1	0	0	0	0	1	0	0	0	0	2	1	3
4/4	at #7 Duke	W, 14-10	1	0	0	0	0	1	0	0	0	0	5	2	1
4/11	at #5 Syracuse	L, 9-14	1	0	0	1	1	0	0	0	0	0	4	2	0
4/18	#3 North Carolina	L, 15-16 (ot)	1	0	0	1	1	1	0	0	0	0	5	2	1
Totals			13	0	2	4	6	12	5	0	0	0	40	11	10



McCabe Millon

9

Attack | Jr. | 5-10 | 180 | Reisterstown, Md. | McDonogh School

Notables

- All-ACC Team (2026)
- Inside Lacrosse Third Team Preseason All-American
- No. 22 on Inside Lacrosse's preseason top-50 players list
- Led the team in assists (27) in 2025
- Former No. 1 overall prospect in his high school signing class

CAREER STATISTICS

Season	GP	GS	G	A	PTS	SH	SH%	SOG	SOG%	GW	UP	DN	GB
2024	18	17	41	25	66	135	0.304	87	0.644	0	1	0	29
2025	14	13	23	27	50	117	0.197	69	0.590	1	2	0	19
2026	14	13	24	40	64	94	0.255	52	0.553	0	1	0	17
Totals	46	43	88	92	180	346	0.254	208	0.601	1	4	0	65

Career Highs	Category	Season Highs
2x, last vs. UAlbany (3/19/24)	Goals	4 2x, last #8 Richmond (2/14/26)
vs. Colgate (2/8/26)	Assists	5 vs. Colgate (2/8/26)
vs. Colgate (2/8/26)	Points	9 vs. Colgate (2/8/26)
vs. Johns Hopkins (5/19/24)	Shots	12 vs. #16 Johns Hopkins (2/28/26)
4x, last vs. Dartmouth (3/23/26)	Man-Up Goals	1 4x, last vs. Dartmouth (3/23/26)
2x, last at Harvard (3/30/24)	Ground Balls	3 3x, last vs. #3 North Carolina (4/18/26)

2026 GAME LOGS

Date	Opponent	Result	GP	GS	G	A	Pts	Sh	SOG	GW	UP	DN	GB	TO	CT
2/8	Colgate	W, 19-14	1	1	4	5	9	9	6	0	0	0	1	3	0
2/14	at #8 Richmond	L, 12													



Chase Band

12

Attack/Midfield | Jr. | 6-2 | 180 | Potomac, Md. | The Bullis School

Notables

- Missed UVA's final nine games of 2025 due to season-ending injury
- Appeared in two games as an offensive midfielder in 2025

CAREER STATISTICS

Season	GP	GS	G	A	PTS	SH	SH%	SOG	SOG%	GW	UP	DN	GB
2024	5	0	1	0	1	2	0.500	1	0.500	0	0	0	0
2025	2	0	0	1	1	0	0.000	0	0.000	0	0	0	2
2026	14	9	15	3	18	43	0.349	32	0.744	1	0	0	9
Totals	21	9	16	4	20	45	0.356	33	0.733	1	0	0	11

Career Highs

Category	Season Highs
4x, last vs. Dartmouth (3/23/26)	Goals 2 4x, last vs. Dartmouth (3/23/26)
3x, last vs. #16 Johns Hopkins (2/28/26)	Assists 1 2x, last vs. #16 Johns Hopkins (2/28/26)
6x, last vs. Dartmouth (3/23/26)	Points 2 6x, last vs. Dartmouth (3/23/26)
vs. Dartmouth (3/23/26)	Shots 6 vs. Dartmouth (3/23/26)

2026 GAME LOGS

Date	Opponent	Result	GP	GS	G	A	Pts	Sh	SOG	GW	UP	DN	GB	TO	CT
2/8	Colgate	W, 19-14	1	1	1	1	2	5	3	0	0	0	0	0	0
2/14	at #8 Richmond	L, 12-18	1	0	1	0	1	2	2	0	0	0	1	0	0
2/21	at Stony Brook	W, 19-7	1	0	2	0	2	2	2	0	0	0	1	0	0
2/28	#16 Johns Hopkins	L, 13-14	1	1	1	1	2	4	3	0	0	0	0	0	0
3/3	at High Point	W, 14-7	1	1	2	0	2	4	3	0	0	0	0	0	0
3/7	Towson	L, 9-13	1	1	1	0	1	3	3	0	0	0	0	2	0
3/14	at #10 Maryland	L, 12-13 (3ot)	1	1	2	0	2	3	3	0	0	0	0	1	0
3/21	Utah	W, 16-11	1	1	1	0	1	1	1	1	0	0	0	0	0
3/23	Dartmouth	W, 18-7	1	1	2	0	2	6	4	0	0	0	2	1	2
3/28	#1 Notre Dame	W, 11-9	1	1	0	1	1	3	2	0	0	0	0	1	0
4/4	at #7 Duke	W, 14-10	1	0	1	0	1	2	1	0	0	0	1	1	1
4/11	at #5 Syracuse	L, 9-14	1	0	0	0	0	2	2	0	0	0	1	0	0
4/18	#3 North Carolina	L, 15-16 (ot)	1	1	0	0	0	3	1	0	0	0	2	1	0
4/24	Drexel	W, 17-6	1	0	1	0	1	4	3	0	0	0	1	0	0
Totals			14	9	15	3	18	43	32	1	0	0	9	7	3



Ryan Colsey

13

Attack | Sr. | 6-3 | 200 | Ridgefield, Conn. | Ridgefield

Notables

- All-ACC Team (2026)
- Lefty sharpshooter whose five man-up goals led the team in 2025
- Enters the 2026 season having scored at least one goal in 29 of 31 career games
- His 29 goals in 2025 were good for second on the team
- Guided Coquitlam Junior Adanacs to back-to-back Minto Cup championships in Canadian box lacrosse

CAREER STATISTICS

Season	GP	GS	G	A	PTS	SH	SH%	SOG	SOG%	GW	UP	DN	GB
2024	17	16	19	4	23	62	0.306	36	0.581	1	5	0	9
2025	14	13	29	11	40	92	0.315	55	0.598	0	5	1	26
2026	13	12	31	7	38	89	0.348	55	0.618	1	2	0	20
Totals	44	41	79	22	101	243	0.325	146	0.601	2	12	1	55

Career Highs

Category	Season Highs
vs. High Point (2/18/25)	Goals 6 3x, last vs. Dartmouth (3/23/26)
vs. High Point (2/18/25)	Assists 3 2x, last vs. #16 Johns Hopkins (2/28/26)
vs. High Point (2/18/25)	Points 9 2x, last vs. #16 Johns Hopkins (2/28/26)
at #8 Richmond (2/14/26)	Shots 10 at #8 Richmond (2/14/26)
at Ohio State (2/22/25)	Man-Up Goals 1 2x, last vs. #3 North Carolina (4/18/26)
vs. #16 Johns Hopkins (2/28/26)	Ground Balls 5 vs. #16 Johns Hopkins (2/28/26)
2x, last vs. Colgate (2/8/26)	Caused Turnovers 3 vs. Colgate (2/8/26)

2026 GAME LOGS

Date	Opponent	Result	GP	GS	G	A	Pts	Sh	SOG	GW	UP	DN	GB	TO	CT
2/8	Colgate	W, 19-14	1	1	4	1	5	8	5	1	0	0	1	1	3
2/14	at #8 Richmond	L, 12-18	1	1	2	2	4	10	6	0	0	0	0	2	0
2/21	at Stony Brook	W, 19-7	1	1	1	0	1	7	2	0	0	0	1	0	0
2/28	#16 Johns Hopkins	L, 13-14	1	1	3	2	5	8	6	0	1	0	5	2	1
3/3	at High Point	W, 14-7	1	1	1	0	1	4	3	0	0	0	3	1	0
3/7	Towson	L, 9-13	1	1	1	1	2	6	5	0	0	0	3	0	0
3/14	at #10 Maryland	L, 12-13 (3ot)	1	1	2	0	2	5	4	0	0	0	1	0	0
3/21	Utah	W, 16-11	1	1	4	0	4	6	4	0	0	0	1	0	0
3/23	Dartmouth	W, 18-7	1	1	4	0	4	7	5	0	0	0	2	0	1
3/28	#1 Notre Dame	W, 11-9	1	1	1	0	1	7	2	0	0	0	2	0	0
4/4	at #7 Duke	W, 14-10	1	1	3	1	4	7	5	0	0	0	0	1	0
4/11	at #5 Syracuse	L, 9-14	1	1	2	0	2	8	5	0	0	0	1	1	1
4/18	#3 North Carolina	L, 15-16 (ot)	1	0	3	0	3	6	3	0	1	0	0	0	0
Totals			13	12	31	7	38	89	55	1	2	0	20	8	6



Andrew Greenspan

14

Faceoff | Jr. | 5-11 | 175 | Scarsdale, N.Y. | Brunswick School

Notables

- Finished 2025 season second on the team in faceoff attempts and win percentage
- Transferred to UVA after winning national championship at Notre Dame in 2024

CAREER STATISTICS

Season	GP	GS	G	A	PTS	SH	SH%	SOG	SOG%	GW	GB	FO	FO%
2024 *	7	0	0	0	0	0	0.000	0	0.000	0	9	17-30	.567
2025	14	0	2	0	2	4	0.500	3	0.750	0	24	68-137	.496
2026	12	0	0	0	0	1	0.000	0	0.000	0	32	64-120	.533
Totals	33	0	2	0	0	5	0.400	3	0.600	0	65	149-287	.519

* - while at Notre Dame

Career Highs

Category	Season Highs
2x, last at North Carolina (4/5/25)	Goals 1
	Assists -
	Points -
2x, last at North Carolina (4/5/25)	1
3x, last at #7 Duke (4/4/26)	5
vs. Utah (3/21/26)	15
2x, last vs. Utah (3/21/26)	19
vs. Utah (3/21/26)	78.9
	78.9
	(min. 10 attempts)

2026 GAME LOGS

Date	Opponent	Result	GP	GS	G	A	Pts	Sh	GW	GB	TO	CT	Face	Pct
2/14	at #8 Richmond	L, 12-18	1	0	0	0	0	0	0	0	0	0	1-2	.500
2/21	at Stony Brook	W, 19-7	1	0	0	0	0	0	0	1	0	0	3-6	.500
2/28	#16 Johns Hopkins	L, 13-14	1	0	0	0	0	0	0	1	0	0	3-5	.600
3/3	at High Point	W, 14-7	1	0	0	0	0	0	0	0	0	0	1-3	.333
3/14	at #10 Maryland	L, 12-13 (3ot)	1	0	0	0	0	0	0	4	0	0	4-8	.500
3/21	Utah	W, 16-11	1	0	0	0	0	0	0	5	0	0	15-19	.789
3/23	Dartmouth	W, 18-7	1	0	0	0	0	0	0	5	0	0	7-12	.583
3/28	#1 Notre Dame	W, 11-9	1	0	0	0	0	0	0	4	0	0	9-15	.600
4/4	at #7 Duke	W, 14-10	1	0	0	0	0	0	0	5	0	0	8-17	.471
4/11	at #5 Syracuse	L, 9-14	1	0	0	0	0	0	0	4	1	0	9-17	.529
4/26	#3 North Carolina	L, 15-16 (ot)	1	0	0	0	0	0	0	1	0	0	2-11	.182
4/24	Drexel	W, 17-6	1	0	0	0	0	1	0	2	0	0	2-5	.400
Totals			12	0	0	0	0	0	0	1	0	0	64-120	.533



Hudson Hausmann

15

Midfield | So. | 6-1 | 190 | Greenwich, Conn. | Brunswick School

Notables

- True two-way midfielder who frequently takes faceoff wings
- Appeared in 13 games as a true freshman in 2025
- No. 12 overall high school prospect and No. 4 midfielder according to Inside Lacrosse

CAREER STATISTICS

Season	GP	GS	G	A	PTS	SH	SH%	SOG	SOG%	GW	UP	DN	GB
2025	13	0	1	3	4	5	0.200	3	0.600	0	0	0	7
2026	14	0	5	0	5	10	0.500	5	0.500	0	1	0	14
Totals	27	0	6	3	9	15	0.400	8	0.533	0	1	0	21

Career Highs

Category	Season Highs
vs. #1 Notre Dame (3/28/26)	Goals 2 vs. #1 Notre Dame (3/28/26)
3x, last vs. Lafayette (4/19/25)	Assists 1
2x, last vs. #1 Notre Dame (3/28/26)	Points 1 vs. #1 Notre Dame (3/28/26)
at Stony Brook (2/21/26)	Ground Balls 3 at Stony Brook (2/21/26)
11x, last vs. #3 North Carolina (4/18/26)	Caused Turnovers 1 6x, last vs. #3 North Carolina (4/18/26)

2026 GAME LOGS

Date	Opponent	Result	GP	GS	G	A	Pts	Sh</
------	----------	--------	----	----	---	---	-----	------



Henry Metz

25

Faceoff | Jr. | 6-0 | 175 | Bloomfield Hills, Mich. | Salisbury School

Notables

- Went 19 for 36 (.528) at the faceoff X against ACC foes in 2025
- Started facing off his junior year of high school (2022)
- Played both lacrosse and ice hockey at Salisbury (2022-23) and Detroit Country Day (2019-21)

CAREER STATISTICS

Season	GP	GS	G	A	PTS	SH	SH%	SOG	SOG%	GW	GB	FO	FO%
2024	0	0	0	0	0	0	0.000	0	0.000	0	0	0-0	.000
2025	11	0	1	0	1	2	0.500	2	1.000	0	15	40-87	.460
2026	14	0	1	0	1	4	0.250	1	0.250	0	22	47-92	.511
Totals	5	0	2	0	0	6	0.333	3	0.500	0	37	87-179	.486

Career Highs

Category	Season Highs
2x, last vs. Colgate (2/8/26)	1 Goals vs. Colgate (2/8/26)
–	– Assists –
2x, last vs. Colgate (2/8/26)	1 Points vs. Colgate (2/8/26)
3x, last at #5 Syracuse (4/11/26)	4 Ground Balls 2x, last at #5 Syracuse (4/11/26)
vs. Duke (4/26/25)	7 Faceoffs Won vs. Towson (3/7/26)
at #10 Maryland (3/14/26)	17 Faceoff Attempts at #10 Maryland (3/14/26)
vs. Duke (4/26/25)	58.3 Faceoff Win Pct. vs. Towson (3/7/26)

2026 GAME LOGS

Date	Opponent	Result	GP	GS	G	A	Pts	Sh	GW	GB	TO	CT	Face	Pct
2/8	Colgate	W, 19-14	1	0	1	0	1	1	0	2	1	0	5-9	.556
2/14	at #8 Richmond	L, 12-18	1	0	0	0	0	0	0	0	0	0	3-4	.750
2/21	at Stony Brook	W, 19-7	1	0	0	0	0	0	0	3	1	0	3-5	.600
2/28	#16 Johns Hopkins	L, 13-14	1	0	0	0	0	0	0	1	0	1	2-4	.500
3/3	at High Point	W, 14-7	1	0	0	0	0	1	0	1	0	0	4-5	.800
3/7	Towson	L, 9-13	1	0	0	0	0	1	0	1	0	0	6-11	.545
3/14	at #10 Maryland	L, 12-13 (3ot)	1	0	0	0	0	0	0	2	0	0	6-17	.353
3/21	Utah	W, 16-11	1	0	0	0	0	0	0	2	1	1	1-3	.333
3/26	Dartmouth	W, 18-7	1	0	0	0	0	0	0	1	0	0	1-4	.250
3/28	#1 Notre Dame	W, 11-9	1	0	0	0	0	0	0	4	1	0	4-7	.571
4/4	at #7 Duke	W, 14-10	1	0	0	0	0	0	0	0	0	0	3-5	.600
4/11	at #5 Syracuse	L, 9-14	1	0	0	0	0	1	0	4	0	0	4-5	.800
4/18	#3 North Carolina	L, 15-16 (ot)	1	0	0	0	0	0	0	1	0	0	2-8	.250
4/24	Drexel	W, 17-6	1	0	0	0	0	0	0	0	0	0	3-5	.600
Totals			14	0	1	0	1	4	0	22	4	2	48-92	.522



Jake Marek

27

Goalie | Gr. | 5-10 | 170 | Plantation, Fla. | American Heritage School

Notables

- Transferred to UVA after a four-year stint at Air Force
- Started in all 17 games for the Falcons in 2025
- Helped the Falcons to an ASUN championship and NCAA Tournament appearance (2025)

CAREER STATISTICS

Season	GP	GS	GA	GA/AVG	SV	SV%	W	L	T	GB	CT	SF
2022 *	0	0	0	0.00	0	0.000	0	0	0	0	0	0
2023 *	0	0	0	0.00	0	0.000	0	0	0	0	0	0
2024 *	7	6	48	8.73	64	0.571	4	2	0	11	1	188
2025 *	17	17	176	11.17	170	0.491	7	7	0	54	11	583
2026	13	11	126	11.14	129	0.506	7	5	0	46	10	454
Totals	37	34	350	10.75	363	0.509	18	15	0	111	22	1224

Career Bests

Category	Season Bests
vs. Utah (4/26/25) *	57 Shots Faced vs. #3 North Carolina (4/18/26)
vs. Utah (4/26/25) *	22 Saves 14 2x, last vs. #3 North Carolina (4/18/26)
vs. Drexel (4/24/26)	80.0 Save Percentage (min. 36:00 played) vs. Drexel (4/24/26)
vs. Drexel (4/24/26)	4.94 Goals Against Avg. (min. 36:00 played) vs. Drexel (4/24/26)

* – while at Air Force

2026 GAME LOGS

Date	Opponent	Score	GP	GS	Minutes	GA	Saves	SF	Save%	W	L
2/8	Colgate	W, 19-14	1	1	60:00	14	10	43	.233	1	0
2/14	at #8 Richmond	L, 12-18	1	1	34:29	11	7	28	.389	0	1
2/21	at Stony Brook	W, 19-7	1	0	10:08	1	2	7	.667	0	0
3/3	at High Point	W, 14-7	1	1	52:50	5	9	25	.643	1	0
3/7	Towson	L, 9-13	1	1	60:00	13	11	38	.458	0	1
3/14	at #10 Maryland	L, 12-13	1	1	70:35	13	9	41	.409	0	1
3/21	Utah	W, 16-11	1	1	60:00	11	14	40	.560	1	0
3/23	Dartmouth	W, 18-7	1	1	52:40	6	13	33	.684	1	0
3/28	#1 Notre Dame	W, 11-9	1	1	60:00	9	11	41	.550	1	0
4/4	at #7 Duke	W, 14-10	1	1	60:00	10	13	47	.565	1	0
4/11	at #5 Syracuse	L, 9-14	1	1	60:00	14	4	34	.222	0	1
4/18	#3 North Carolina	L, 15-16 (ot)	1	1	61:17	16	14	52	.467	0	1
4/24	Drexel	W, 17-6	1	0	36:26	3	12	25	.800	1	0
Totals			13	11	678:25	126	129	454	.506	7	5
Averages (per 60:00)					52:11	11.14	11.41	40.41			



Griff Meyer

30

Faceoff | Fr. | 5-7 | 185 | Lower Merion, Pa. | The Haverford School

Notables

- Nation's No. 24 prospect, according to Inside Lacrosse
- USA Lacrosse U20 training camp invitee (2025)
- New Balance All-America Senior Game participant (2025)

CAREER STATISTICS

Season	GP	GS	G	A	PTS	SH	SH%	SOG	SOG%	GW	GB	FO	FO%
2025	14	0	2	1	3	7	0.286	4	0.571	0	61	99-184	.538
Totals	14	0	2	1	3	7	0.286	4	0.571	0	61	99-184	.538

Career Highs

Category	Season Highs
at Stony Brook (2/21/26)	2 Goals at Stony Brook (2/21/26)
at Stony Brook (2/21/26)	1 Assists at Stony Brook (2/21/26)
at Stony Brook (2/21/26)	3 Points at Stony Brook (2/21/26)
at Stony Brook (2/21/26)	4 Shots at Stony Brook (2/21/26)
at #8 Richmond (2/14/26)	11 Ground Balls at #8 Richmond (2/14/26)
at #8 Richmond (2/14/26)	17 Faceoffs Won at #8 Richmond (2/14/26)
at #8 Richmond (2/14/26)	28 Faceoff Attempts at #8 Richmond (2/14/26)
vs. Drexel (4/24/26)	69.2 Faceoff Win Pct. (min. 10 attempts) vs. Drexel (4/24/26)

2026 GAME LOGS

Date	Opponent	Result	GP	GS	G	A	Pts	Sh	GW	GB	TO	CT	Face	Pct
2/8	Colgate	W, 19-14	1	0	0	0	0	0	0	8	1	0	10-23	.435
2/14	at #8 Richmond	L, 12-18	1	0	0	0	0	0	0	11	1	0	17-28	.607
2/21	at Stony Brook	W, 19-7	1	0	2	1	3	4	0	7	1	0	11-17	.647
2/28	#16 Johns Hopkins	L, 13-14	1	0	0	0	0	0	0	7	1	0	13-21	.619
3/3	at High Point	W, 14-7	1	0	0	0	0	0	0	4	0	0	7-17	.418
3/7	Towson	L, 9-13	1	0	0	0	0	1	0	5	2	0	6-15	.400
3/14	at #10 Maryland	L, 12-13 (3ot)	1	0	0	0	0	0	0	2	0	0	2-5	.400
3/2	Utah	W, 16-11	1	0	0	0	0	1	0	3	0	0	6-9	.667
3/23	Dartmouth	W, 18-7	1	0	0	0	0	1	0	3	0	0	7-11	.636
3/28	#1 Notre Dame	W, 11-9	1	0	0	0	0	0	0	0	0	0	0-1	.000
4/4	at #7 Duke	W, 14-10	1	0	0	0	0	0	0	0	0	0	1-5	.200
4/11	at #5 Syracuse	L, 9-14	1	0	0	0	0	0	0	1	0	0	4-5	.800
4/18	#3 North Carolina	L, 15-16 (ot)	1	0	0	0	0	0	0	4	1	0	6-14	.429
4/24	Drexel	W, 17-6	1	0	0	0	0	0	0	6	2	0	9-13	.692
Totals			14	0	2	1	3	7	0	61	9	0	99-184	.538



Michael Meredith

36

Defense | So. | 6-2 | 205 | Towson, Md. | Boys' Latin

Notables

- Transferred to UVA after a standout freshman campaign at Jacksonville in 2025
- First Team All-ASUN (2025)
- UVA's first signee from Boys' Latin in more than 25 years

CAREER STATISTICS

Season	GP	GS	G	A	PTS	SH	SH%	SOG	SOG%	GW	UP	DN	GB
2025 *	13	12	2	0	2	3	0.667	3	1.000	0	0	0	0
2026	14	14	0	0	0	6	0.000	3	0.500	0	0	0	29
Totals	27	26	2	0	0	9	0.222	6	0.667	0	0	0	46

Career Highs

Category	Season Highs
2x, last at Utah (4/12/25) *	1 Goals –
–	– Assists –
2x, last at Utah (4/12/25) *	1 Points –
2x, last vs. Towson (3/7/26)	4 Ground Balls vs. Towson (3/7/26)
2x, last vs. Towson (3/7/26)	3 Caused Turnovers vs. Towson (3/7/26)

* – while at Jacksonville

2026 GAME LOGS

Date	Opponent	Result	GP	GS	G	A	Pts	Sh	SOG	GW	UP	DN</
------	----------	--------	----	----	---	---	-----	----	-----	----	----	------



Kyle Morris

38

Goalie | Sr. | 5-11 | 195 | Baltimore, Md. | Gilman School

Notables

- Earned first career win in UVA's 11-10 double-overtime victory in 2024 NCAA quarterfinals over Hopkins
- Made a career-high 13 saves against No. 20 Richmond (Feb. 15, 2025)

CAREER STATISTICS

Season	GP	GS	GA	GA/AVG	SV	SV%	W	L	T	GB	CT	SF
2023	0	0	0	0.00	0	0.000	0	0	0	0	0	0
2024	12	1	46	11.52	41	0.471	1	1	0	4	1	153
2025	8	5	44	11.34	45	0.506	2	3	0	9	1	160
2026	5	3	31	11.60	22	0.415	1	1	0	4	0	93
Totals	25	9	121	11.47	108	0.472	4	5	0	17	2	406

Career Highs

Category	Value	Season Highs
vs. Richmond (2/15/25)	43	Shots Faced 29 at Stony Brook (2/21/26)
vs. Richmond (2/15/25)	13	Saves 8 at Stony Brook (2/21/26)
at Stony Brook (2/21/26)	57.1	Save Percentage (min. 36:00 played) 57.1 at Stony Brook (2/21/26)
at Stony Brook (2/21/26)	7.57	Goals Allowed Avg. 7.57 at Stony Brook (2/21/26)

2026 GAME LOGS

Date	Opponent	Score	GP	GS	Minutes	GA	Saves	SF	Save%	W	L
2/14	at #8 Richmond	L, 12-18	1	0	25:31	7	4	12	.364	0	0
2/21	at Stony Brook	W, 19-7	1	1	47:32	6	8	29	.571	1	0
2/28	#16 Johns Hopkins	L, 13-14	1	1	60:00	14	6	37	.300	0	1
3/3	at High Point	W, 14-7	1	0	6:29	2	0	5	.000	0	0
4/24	Drexel	W, 17-6	1	1	20:52	2	4	10	.667	0	0
Totals			5	3	160:24	31	22	93	.415	1	1
Averages (per 60:00)					32:05	11.60	8.23	34.78			



Tommy Snyder

44

Defense | So. | 6-5 | 205 | Bay Shore, N.Y. | St. Anthony's

Notables

- One of three team captains
- Preseason All-ACC
- USA Lacrosse Preseason Second Team All-American
- Held Duke's top goal scorer to one goal in the 2025 regular-season finale
- Held Syracuse's top attackman, the ACC's leading point-getter in 2025, scoreless for a second straight matchup.

CAREER STATISTICS


Season	GP	GS	G	A	PTS	SH	SH%	SOG	SOG%	GW	UP	DN	GB
2025	14	0	0	1	1	1	0.000	1	1.000	0	0	0	10
2026	14	13	2	0	2	4	0.500	3	0.750	0	0	0	23
Totals	28	13	2	1	3	5	0.400	4	0.800	0	0	0	33

Career Highs

Category	Value	Season Highs
vs. #16 Johns Hopkins (2/28/26)	1	Goals 1 vs. #16 Johns Hopkins (2/28/26)
at #7 Johns Hopkins (3/1/25)	1	Assists -
2x, last vs. #16 Johns Hopkins (2/28/26)	1	Points 1 vs. #16 Johns Hopkins (2/28/26)
2x, last at #7 Duke (4/4/26)	5	Ground Balls 5 2x, last at #7 Duke (4/4/26)
at #10 Maryland (3/14)	2	Caused Turnovers 2 at #10 Maryland (3/14)

2026 GAME LOGS

Date	Opponent	Result	GP	GS	G	A	Pts	Sh	SOG	GW	UP	DN	GB	TO	CT
2/8	Colgate	W, 19-14	1	1	0	0	0	1	0	0	0	0	0	1	1
2/14	at #8 Richmond	L, 12-18	1	1	0	0	0	0	0	0	0	0	1	0	0
2/21	at Stony Brook	W, 19-7	1	1	0	0	0	0	0	0	0	0	0	0	1
2/28	#16 Johns Hopkins	L, 13-14	1	1	1	0	1	1	0	0	0	2	0	0	1
3/3	at High Point	W, 14-7	1	1	0	0	0	0	0	0	0	1	0	1	0
3/7	Towson	L, 9-13	1	1	0	0	0	0	0	0	0	3	1	0	0
3/14	at #10 Maryland	L, 12-13 (3ot)	1	1	0	0	0	0	0	0	0	2	1	2	0
3/21	Utah	W, 16-11	1	1	0	0	0	0	0	0	0	5	0	0	0
3/23	Dartmouth	W, 18-7	1	1	0	0	0	0	0	0	0	2	1	0	0
3/28	#1 Notre Dame	W, 11-9	1	1	0	0	0	0	0	0	0	0	1	1	1
4/4	at #7 Duke	W, 14-10	1	1	0	0	0	0	0	0	0	5	1	1	1
4/11	at #5 Syracuse	L, 9-14	1	1	0	0	0	0	0	0	0	0	0	0	0
4/18	#3 North Carolina	L, 15-16 (ot)	1	1	1	0	1	1	1	0	0	2	0	1	1
4/24	Drexel	W, 17-6	1	0	0	0	0	1	1	0	0	0	0	0	0
Totals			14	13	2	0	2	4	3	0	0	0	23	5	6



John Schroter

49

Defense | Sr. | 6-5 | 225 | Leesburg, Va. | Riverside

Notables

- 2x All-ACC Team (2025-26)
- One of three team captains
- USA Lacrosse Preseason Second Team All-American
- Held Duke's top goal scorer to one goal in the 2025 regular-season finale
- Held Syracuse's top attackman, the ACC's leading point-getter in 2025, scoreless for a second straight matchup.

CAREER STATISTICS

Season	GP	GS	G	A	PTS	SH	SH%	SOG	SOG%	GW	UP	DN	GB
2023	0	0	0	0	0	0	0.000	0	0.000	0	0	0	0
2024	14	13	0	0	0	1	0.000	1	1.000	0	0	0	22
2025	15	14	0	1	1	0	0.000	0	0.000	0	0	0	28
2026	12	12	0	0	0	0	0.000	0	0.000	0	0	0	19
Totals	41	39	0	1	0	1	0.000	1	1.000	0	0	0	69

Career Highs

Category	Value	Season Highs
vs. Michigan (2/10/24)	1	Goals -
vs. Michigan (2/10/24)	1	Assists -
vs. Johns Hopkins (5/19/24)	6	Points -
vs. Johns Hopkins (5/19/24)	6	Ground Balls 5 vs. #1 Notre Dame (3/28/26)
vs. Duke (4/26/25)	5	Caused Turnovers 4 at #10 Maryland (3/14/26)

2026 GAME LOGS

Date	Opponent	Result	GP	GS	G	A	Pts	Sh	SOG	GW	UP	DN	GB	TO	CT
2/21	at Stony Brook	W, 19-7	1	1	0	0	0	0	0	0	0	0	0	0	0
2/28	#16 Johns Hopkins	L, 14-13	1	1	0	0	0	0	0	0	0	0	1	0	0
3/3	at High Point	W, 14-7	1	1	0	0	0	0	0	0	0	0	1	1	0
3/26	Towson	L, 9-13	1	1	0	0	0	0	0	0	0	0	1	1	3
3/14	at #10 Maryland	L, 12-13 (3ot)	1	1	0	0	0	0	0	0	0	0	2	0	4
3/21	Utah	W, 16-11	1	1	0	0	0	0	0	0	0	0	2	0	2
3/23	Dartmouth	W, 18-7	1	1	0	0	0	0	0	0	0	0	1	0	3
3/28	#1 Notre Dame	W, 11-9	1	1	0	0	0	0	0	0	0	0	5	1	2
4/4	at #7 Duke	W, 14-10	1	1	0	0	0	0	0	0	0	0	0	0	0
4/11	at #5 Syracuse	L, 9-14	1	1	0	0	0	0	0	0	0	0	1	0	1
4/18	#3 North Carolina	L, 15-16 (ot)	1	1	0	0	0	0	0	0	0	0	2	0	2
4/24	Drexel	W, 17-6	1	1	0	0	0	0	0	0	0	0	3	0	2
Totals			12	12	0	0	0	0	0	0	0	0	19	3	20



Aidan Murnane

81

Defense | Gr. | 6-1 | 195 | Briarclif Manor N.Y. | Briarcliff

Notables

- Transferred to UVA after a four-year stint at Colgate (2022-24)
- Suffered season-ending injury in 2025 season opener at No. 14 Penn State (Feb. 1)
- Second Team All-Patriot League in 2025

CAREER STATISTICS

Season	GP	GS	G	A	PTS	SH	SH%	SOG	SOG%	GW	UP	DN	GB
2022 *	13	13	0	0	0	1	.000	0	.000	0	0	0	22
2023 *	11	11	0	0	0	0	.000	0	.000	0	0	0	32
2024 *	15	14	1	0	1	5	.200	2	.400	0	0	0	38
2025 *	1	1	0	0	0	3	0.000	0	0.000	0	0	0	3
2026	14	2	0	0	0	4	0.000	0	0.000	0	0	0	35
Totals	54	41	1	0	0	10	0.100	2	0.200	0	0	0	127

Career Highs

Category	Value	Season Highs
at Bucknell (3/16/24) *	1	Goals -
-	-	Assists -
at Bucknell (3/16/24) *	1	Points -
2x, last Boston U (4/30/24) *	6	Ground Balls 5 at High Point (2/8/26)
at Lehigh (4/15/23) *	7	Caused Turnovers 4 2x, last at #7 Duke (4/4/26)

* - while at Colgate

2026 GAME LOGS

Date	Opponent	Result	GP	GS	G	A	Pts	Sh	SOG	GW	UP	DN	GB	TO	CT
2/8	Colgate	W, 19-14	1	1	0	0	0	3	0	0	0	0	3	0	0
2/14	at #8 Richmond	L, 12-18	1	0	0	0	0	0	0	0	0	0	0	0	0
2/21	at Stony Brook	W, 19-7	1	0	0	0	0	0	0	0	0	2	1	1	0
2/28	#16 Johns Hopkins	L, 14-13	1	0	0	0	0	0	0	0	0	0	0	0	3
3/3	at High Point	W, 14-7	1	0	0	0	0	0	0	0	0	0	5	0	4
3/7	Towson	L, 9-13	1	0	0	0									



VIRGINIA INDIVIDUAL STATISTICS (2026)

##	PLAYER	GP-GS	G	A	APG	PTS	SH	SH%	SOG	SOG%	GW	UP	DN	GB	T/O	CT	FACEOFF	PCT	PEN-MIN
7	Millon, Brendan	14-13	30	37	2.64	67	92	.326	59	.641	3	2	0	15	22	5	0-0	-	0-0.0
9	Millon, McCabe	14-13	24	40	2.86	64	94	.255	52	.553	0	1	0	17	33	0	0-0	-	2-2.0
3	Sunderland, Truitt	14-14	41	17	1.21	58	96	.427	62	.646	1	4	0	23	11	3	0-0	-	5-3.5
13	Colsey, Ryan	13-12	31	7	0.54	38	89	.348	55	.618	1	2	0	20	8	6	0-0	-	1-1.0
4	Duenkel, Ryan	14-13	16	7	0.50	23	45	.356	29	.644	1	0	0	22	11	6	0-0	-	2-3.5
5	Terenzi, Joey	9-4	12	9	1.00	21	27	.444	19	.704	1	0	0	10	11	3	0-0	-	2-1.0
12	Band, Chase	14-9	15	3	0.21	18	43	.349	32	.744	1	0	0	9	7	3	0-0	-	0-0.0
00	Balsamo, Charles	14-1	5	2	0.14	7	20	.250	9	.450	0	1	0	0	4	0	0-0	-	0-0.0
8	Hopper, Robby	13-0	2	4	0.31	6	12	.167	5	.417	0	0	0	40	11	10	0-0	-	4-3.0
15	Hausmann, Hudson	14-0	5	0	0.00	5	10	.500	5	.500	0	1	0	14	8	6	0-0	-	9-6.0
24	Browne, Sean	7-0	4	1	0.14	5	9	.444	6	.667	0	0	0	2	4	1	0-0	-	0-0.0
6	Inderlied, Will	12-1	3	1	0.08	4	12	.250	7	.583	0	0	0	2	3	0	0-0	-	0-0.0
30	Meyer, Griff	14-0	2	1	0.07	3	7	.286	4	.571	0	0	0	61	9	0	99-184	.538	2-1.5
16	Crann, Owen	10-0	1	1	0.10	2	3	.333	2	.667	0	0	0	5	1	1	0-0	-	1-0.5
23	Hackett, Johnny	3-2	2	0	0.00	2	3	.667	3	1.000	0	1	0	1	0	0	0-0	-	0-0.0
44	Snyder, Tommy	14-13	2	0	0.00	2	4	.500	3	.750	0	0	0	23	5	6	0-0	-	1-0.5
88	Hublitz, Luke	14-1	0	2	0.14	2	1	.000	1	1.000	0	0	0	18	6	10	0-0	-	2-2.0
17	Till, Mack	13-0	0	1	0.08	1	0	-	0	-	0	0	0	5	4	8	0-0	-	3-2.5
19	Myers, Tim	11-1	1	0	0.00	1	5	.200	2	.400	0	0	0	2	2	0	0-0	-	0-0.0
22	Petty, Eli	9-0	0	1	0.11	1	0	-	0	-	0	0	0	5	1	3	0-0	-	1-1.0
25	Metz, Henry	14-0	1	0	0.00	1	4	.250	1	.250	0	0	0	22	4	2	47-92	.511	1-0.5
27	Marek, Jake	13-11	0	1	0.08	1	1	.000	0	.000	0	0	0	46	8	10	0-0	-	0-0.0
35	McFarlane, Burke	4-1	1	0	0.00	1	4	.250	2	.500	0	0	0	1	1	0	0-0	-	0-0.0
10	Burt, Wills	14-0	0	0	0.00	0	3	.000	2	.667	0	0	0	20	5	6	0-0	-	2-1.0
14	Greenspan, Andrew	12-0	0	0	0.00	0	1	.000	0	.000	0	0	0	32	1	0	64-120	.533	2-1.5
18	Grosso, Christian	4-0	0	0	0.00	0	0	-	0	-	0	0	0	3	0	0	4-8	.500	0-0.0
31	Hook, Colin	3-0	0	0	0.00	0	0	-	0	-	0	0	0	0	0	0	0-0	-	0-0.0
33	Boyer, Ben	9-0	0	0	0.00	0	1	.000	0	.000	0	0	0	5	2	0	0-0	-	0-0.0
36	Meredith, Michael	14-14	0	0	0.00	0	6	.000	3	.500	0	0	0	29	6	14	0-0	-	0-0.0
38	Morris, Kyle	5-3	0	0	0.00	0	0	-	0	-	0	0	0	4	2	0	0-0	-	0-0.0
42	Jamin, Luke	13-0	0	0	0.00	0	0	-	0	-	0	0	0	3	0	0	0-0	-	0-0.0
45	Lagunowich, JP	2-0	0	0	0.00	0	0	-	0	-	0	0	0	0	0	1	0-0	-	0-0.0
48	Stepanian, Reese	4-0	0	0	0.00	0	0	-	0	-	0	0	0	0	0	0	0-0	-	0-0.0
49	Schroter, John	12-12	0	0	0.00	0	0	-	0	-	0	0	0	19	3	20	0-0	-	4-2.5
50	Verville, Lindan	14-0	0	0	0.00	0	2	.000	0	.000	0	0	0	10	2	11	0-0	-	6-5.0
77	Capstraw, Troy	1-0	0	0	0.00	0	0	-	0	-	0	0	0	1	0	0	0-0	-	0-0.0
81	Murnane, Aidan	14-2	0	0	0.00	0	4	.000	0	.000	0	0	0	35	3	15	0-0	-	0-0.0
91	Webber, Cole	4-0	0	0	0.00	0	0	-	0	-	0	0	0	3	0	1	0-0	-	2-1.5
Totals		14	198	135	9.64	333	598	.331	363	.607	8	12	0	527	210	152	214-404	.530	52-40.0
Opponents		14	159	91	6.50	250	553	.288	310	.561	6	17	0	450	239	107	190-404	.470	33-25.0

##	GOALIE	GP-GS	MIN	GA	GA AVG	SAVES	PCT	W	L	T	SHOTS FACED
27	Marek, Jake	13-11	678:25	126	11.14	129	.506	7	5	0	454
38	Morris, Kyle	5-3	160:24	31	11.60	22	.415	1	1	0	93
31	Hook, Colin	3-0	5:43	1	10.50	0	.000	0	0	0	3
77	Capstraw, Troy	1-0	7:20	1	8.18	0	.000	0	0	0	3
Totals		14	851:52	159	11.20	151	.487	0	0	0	553
Opponents		14	851:52	198	13.95	165	.455	0	0	0	598

GOALS BY PERIOD	1ST	2ND	3RD	4TH	OT	TOTAL	SHOTS BY PERIOD	1ST	2ND	3RD	4TH	OT	TOTAL
Virginia	52	49	58	39	0	198	Virginia	147	140	173	133	1	594
Opponents	37	45	44	31	1	158	Opponents	133	151	134	127	4	549

SAVES BY PERIOD	1ST	2ND	3RD	4TH	OT	TOTAL	ATTENDANCE SUMMARY	VIRGINIA	OPP
Virginia	45	40	31	33	1	150	Total	20,612	20,875
Opponents	42	37	45	39	0	163	Dates/Avg per date	8/2577	8/3479





VIRGINIA TEAM STATISTICS (2026)

TEAM STATISTICS	VIRGINIA	OPP
SHOT STATISTICS		
Goals-Shot attempts	198-598	159-553
Goals scored per game	14.14	11.36
Shot pct.	.331	.288
Shots on goal-Attempts	363-598	310-553
SOG pct.	.607	.561
Shots/Game	42.7	39.5
Assists	135	91
MAN-UP OPPORTUNITIES		
Goals-Opportunities	12-32	17-49
Conversion Percent	.375	.347
GOAL BREAKDOWN		
Total Goals	198	159
Man-Up	12	17
Man-Down	0	0
Unassisted	63	68
Overtime	0	2
Goals scored average	14.14	11.36
GROUND BALLS	527	450
TURNOVERS	210	239
CAUSED TURNOVERS	152	107
FACEOFFS (W-L)	214-404	190-404
Faceoff W-L Pct.	.530	.470
CLEARs	285-332	270-319
Clear Pct.	.858	.846
PENALTIES		
Number	52	33
Minutes	40:00	25:00
ATTENDANCE		
Total	20,612	20,875
Dates/Avg per date	8/2577	6/3479
Neutral Site #/Avg	0/0	-

GOALS BY PERIOD	1ST	2ND	3RD	4TH	OT	TOTAL
Virginia	52	49	58	39	0	198
Opponents	37	45	44	31	1	158

SHOTS BY PERIOD	1ST	2ND	3RD	4TH	OT	TOTAL
Virginia	147	140	173	133	1	594
Opponents	133	151	134	127	4	549

SAVES BY PERIOD	1ST	2ND	3RD	4TH	OT	TOTAL
Virginia	45	40	31	33	1	150
Opponents	42	37	45	39	0	163

SHOTS ON GOAL	1ST	2ND	3RD	4TH	OT	TOTAL
Virginia	94	86	103	78	0	361
Opponents	82	85	75	64	2	308





VIRGINIA SEASON RESULTS (2026)

DATE	OPPONENT	SCORE	OVERALL	CONF	SITE	ATT.	GOALIE
02/08/2026	Colgate	W 19-14	1-0	0-0	Charlottesville, VA	-	Jake Marek (1-0)
02/14/2026	at Richmond	L 18-12	1-1	0-0	Richmond, VA	3896	Jake Marek (1-1)
02/21/2026	at Stony Brook	W 19-7	2-1	0-0	Stony Brook, N.Y.	1374	Kyle Morris (1-0)
02/28/2026	Johns Hopkins	L 14-13	2-2	0-0	Charlottesville, VA, 22902	2767	Kyle Morris (1-1)
03/03/2026	at High Point	W 14-7	3-2	0-0	High Point, NC	302	Jake Marek (2-1)
03/07/2026	Towson	L 13-9	3-3	0-0	Charlottesville, VA	1898	Jake Marek (2-2)
03/14/2026	at Maryland	LOT 13-12	3-4	0-0	College Park, MD	4393	Jake Marek (2-3)
03/21/2026	Utah	W 16-11	4-4	0-0	Charlottesville, VA	3358	Jake Marek (3-3)
03/23/2026	Dartmouth	W 18-7	5-4	0-0	Charlottesville, VA	1715	Jake Marek (4-3)
* 03/28/2026	Notre Dame	W 11-9	6-4	1-0	Charlottesville, VA	3779	Jake Marek (5-3)
* 04/04/2026	at Duke	W 14-10	7-4	2-0	Durham, NC	1986	Jake Marek (7-4)
* 04/11/2026	at Syracuse	L 14-9	7-5	2-1	Syracuse, NY	8924	Jake Marek (6-4)
* 04/18/2026	North Carolina	LOT 16-15	7-6	2-2	Charlottesville, VA	5025	Jake Marek (6-6)
04/24/2026	Drexel	W 17-6	8-6	2-2	Charlottesville, VA	2070	Jake Marek (7-5)

TEAM RECORD	W-L-T	ATTENDANCE	DATES	TOTAL	AVG.
Overall	8-6	Total	14	41487	2963
Conference	2-2	Home	8	20,612	2,577
Home	5-3	Away	6	20,875	3,479
Away	3-3	Neutral	-	-	-
Neutral	0-0				
Overtime	0-2				





VIRGINIA CATEGORY LEADERS (2026)

##	POINTS	GP	G	A	PTS	SHOTS
7	Millon, Brendan	14	30	37	67	92
9	Millon, McCabe	14	24	40	64	94
3	Sunderland, Truitt	14	41	17	58	96
13	Colsey, Ryan	13	31	7	38	89
4	Duenkel, Ryan	14	16	7	23	45

##	SHOTS	GP	G	A	SHOTS	SHOT%
3	Sunderland, Truitt	14	41	17	96	.427
9	Millon, McCabe	14	24	40	94	.255
7	Millon, Brendan	14	30	37	92	.326
13	Colsey, Ryan	13	31	7	89	.348
4	Duenkel, Ryan	14	16	7	45	.356

##	GOALS	GP	G	A	PTS	SHOTS
3	Sunderland, Truitt	14	41	17	58	96
13	Colsey, Ryan	13	31	7	38	89
7	Millon, Brendan	14	30	37	67	92
9	Millon, McCabe	14	24	40	64	94
4	Duenkel, Ryan	14	16	7	23	45

##	SHOT PCT.	GP	G	A	SHOTS	SHOT%
23	Hackett, Johnny	3	2	0	3	.667
15	Hausmann, Hudson	14	5	0	10	.500
44	Snyder, Tommy	14	2	0	4	.500
5	Terenzi, Joey	9	12	9	27	.444
24	Browne, Sean	7	4	1	9	.444

##	ASSISTS	GP	G	A	PTS	SHOTS
9	Millon, McCabe	14	24	40	64	94
7	Millon, Brendan	14	30	37	67	92
3	Sunderland, Truitt	14	41	17	58	96
5	Terenzi, Joey	9	12	9	21	27
4	Duenkel, Ryan	14	16	7	23	45
13	Colsey, Ryan	13	31	7	38	89

##	SHOTS ON GOAL	GP	G	A	SHOTS	SOG	SOG%
3	Sunderland, Truitt	14	41	17	96	62	.646
7	Millon, Brendan	14	30	37	92	59	.641
13	Colsey, Ryan	13	31	7	89	55	.618
9	Millon, McCabe	14	24	40	94	52	.553
12	Band, Chase	14	15	3	43	32	.744

##	GROUND BALLS	GP	NO.
30	Meyer, Griff	14	61
27	Marek, Jake	13	46
8	Hopper, Robby	13	40
81	Murnane, Aidan	14	35
14	Greenspan, Andrew	12	32

##	SHOTS ON GOAL PCT.	GP	G	A	SHOTS	SOG	SOG%
23	Hackett, Johnny	3	2	0	3	3	1.000
88	Hublitz, Luke	14	0	2	1	1	1.000
44	Snyder, Tommy	14	2	0	4	3	.750
12	Band, Chase	14	15	3	43	32	.744
5	Terenzi, Joey	9	12	9	27	19	.704

##	GAME-WINNING GOALS	GP	NO.
7	Millon, Brendan	14	3
3	Sunderland, Truitt	14	1
4	Duenkel, Ryan	14	1
5	Terenzi, Joey	9	1
12	Band, Chase	14	1
13	Colsey, Ryan	13	1

##	CAUSED TURNOVERS	GP	NO.
49	Schroter, John	12	20
81	Murnane, Aidan	14	15
36	Meredith, Michael	14	14
50	Verville, Lindan	14	11
8	Hopper, Robby	13	10
27	Marek, Jake	13	10
88	Hublitz, Luke	14	10



VIRGINIA CATEGORY LEADERS (2026)

##	MAN-UP GOALS	GP	NO.
3	Sunderland, Truitt	14	4
7	Millon, Brendan	14	2
13	Colsey, Ryan	13	2
00	Balsamo, Charles	14	1
9	Millon, McCabe	14	1
15	Hausmann, Hudson	14	1
23	Hackett, Johnny	3	1

##	PENALTIES	GP	NO.
15	Hausmann, Hudson	14	9
50	Verville, Lindan	14	6
3	Sunderland, Truitt	14	5
8	Hopper, Robby	13	4
49	Schroter, John	12	4

##	MAN-DOWN GOALS	GP	NO.
No data available.			

##	PENALTY MINUTES	GP	NO.
15	Hausmann, Hudson	14	6.0
50	Verville, Lindan	14	5.0
3	Sunderland, Truitt	14	3.5
4	Duenkel, Ryan	14	3.5
8	Hopper, Robby	13	3.0

##	FACEOFF PCT.	GP	WON	ATT	PCT.
30	Meyer, Griff	14	99	184	.538
14	Greenspan, Andrew	12	64	120	.533
25	Metz, Henry	14	47	92	.511
18	Grosso, Christian	4	4	8	.500





VIRGINIA GAME-BY-GAME STATISTICS (2026)

DATE	OPPONENT	SCORE	G	A	PTS	SH	SOG	GW	UP	DN	GB	TO	CT	FACEOFF	PEN-MIN
02/08/2026	Colgate	W, 19-14	19	17	36	55	32	1	2	0	33	15	13	15-35	8-6.5
02/14/2026	at Richmond	L, 18-12	12	7	19	43	30	0	0	0	38	14	6	21-34	0-0.0
02/21/2026	at Stony Brook	W, 19-7	19	12	31	42	26	1	1	0	41	14	8	18-29	5-3.5
02/28/2026	Johns Hopkins	L, 14-13	13	10	23	43	25	0	2	0	38	17	9	18-30	4-3.0
03/03/2026	at High Point	W, 14-7	14	11	25	39	25	1	1	0	37	18	15	12-25	4-3.0
03/07/2026	Towson	L, 13-9	9	7	16	40	24	0	2	0	49	19	19	12-26	4-3.5
03/14/2026	at Maryland	L, 13-12	12	5	17	38	26	0	0	0	32	12	15	12-30	5-4.0
03/21/2026	Utah	W, 16-11	16	8	24	42	29	1	0	0	39	15	11	22-31	3-2.0
03/23/2026	Dartmouth	W, 18-7	18	12	30	47	30	1	2	0	34	8	12	15-28	3-1.5
03/28/2026	Notre Dame	W, 11-9	11	8	19	38	22	1	0	0	37	17	11	13-23	2-1.0
04/04/2026	at Duke	W, 14-10	14	10	24	34	21	1	0	0	33	21	12	12-27	3-2.0
04/11/2026	at Syracuse	L, 14-9	9	7	16	47	27	0	1	0	38	10	5	17-27	4-4.5
04/18/2026	North Carolina	L, 16-15	15	7	22	40	18	0	1	0	38	15	8	10-33	4-3.5
04/24/2026	Drexel	W, 17-6	17	14	31	50	28	1	0	0	40	15	8	17-26	3-2.0
Totals			198	135	333	598	363	8	12	0	527	210	152	214-404	52-40.0
Opponents			159	91	250	553	310	6	17	0	450	239	107	190-404	33-25.0

TEAM PER-GAME

Games Played: 14

Shots per game: 42.71; Goals per game: 14.14

Assists per game: 9.64; Points per game: 23.79

Shot pct.: .331; SOG pct.: .607

Faceoff W-L pct.: .530; Clear pct.: .858

DATE	OPPONENT	SCORE	MINUTES	GA	GA AVG	SAVES	SAVE%	W	L	T	FACED
02/08/2026	Colgate	W, 19-14	60:00	14	14.00	10	.417	0	0	0	43
02/14/2026	at Richmond	L, 18-12	60:00	18	18.00	11	.379	0	0	0	40
02/21/2026	at Stony Brook	W, 19-7	60:00	7	7.00	10	.588	0	0	0	36
02/28/2026	Johns Hopkins	L, 14-13	60:00	14	14.00	6	.300	0	0	0	37
03/03/2026	at High Point	W, 14-7	60:00	7	7.00	9	.563	0	0	0	31
03/07/2026	Towson	L, 13-9	60:00	13	13.00	11	.458	0	0	0	38
03/14/2026	at Maryland	L, 13-12	70:35	13	11.05	9	.409	0	0	0	41
03/21/2026	Utah	W, 16-11	60:00	11	11.00	14	.560	0	0	0	40
03/23/2026	Dartmouth	W, 18-7	60:00	7	7.00	13	.650	0	0	0	36
03/28/2026	Notre Dame	W, 11-9	60:00	9	9.00	11	.550	0	0	0	41
04/04/2026	at Duke	W, 14-10	60:00	10	10.00	13	.565	0	0	0	47
04/11/2026	at Syracuse	L, 14-9	60:00	14	14.00	4	.222	0	0	0	34
04/18/2026	North Carolina	L, 16-15	61:17	16	15.66	14	.467	0	0	0	52
04/24/2026	Drexel	W, 17-6	60:00	6	6.00	16	.727	0	0	0	37
Totals			851:52	159	11.20	151	.487	0	0	0	553
Opponents			851:52	198	13.95	165	.455	0	0	0	598





OPPONENT GAME-BY-GAME STATISTICS (2026)

DATE	OPPONENT	SCORE	G	A	PTS	SH	SOG	GW	UP	DN	GB	TO	CT	FACEOFF	PEN-MIN
02/08/2026	Colgate	W, 19-14	14	5	19	43	24	0	5	0	44	26	8	20-35	7-4.5
02/14/2026	at Richmond	L, 18-12	18	7	25	40	29	1	0	0	31	12	8	13-34	1-0.5
02/21/2026	at Stony Brook	W, 19-7	7	5	12	36	17	0	0	0	24	16	5	11-29	3-2.5
02/28/2026	Johns Hopkins	L, 14-13	14	11	25	37	20	1	1	0	37	13	10	12-30	3-2.0
03/03/2026	at High Point	W, 14-7	7	6	13	31	16	0	0	0	28	24	4	13-25	2-1.0
03/07/2026	Towson	L, 13-9	13	8	21	38	24	1	1	0	49	26	12	14-26	3-3.0
03/14/2026	at Maryland	L, 13-12	13	8	21	41	22	1	0	0	26	18	8	18-30	4-4.0
03/21/2026	Utah	W, 16-11	11	9	20	40	25	0	2	0	36	16	11	9-31	0-0.0
03/23/2026	Dartmouth	W, 18-7	7	3	10	36	20	0	1	0	28	15	3	13-28	2-1.5
03/28/2026	Notre Dame	W, 11-9	9	3	12	41	20	0	0	0	32	16	9	10-23	1-0.5
04/04/2026	at Duke	W, 14-10	10	6	16	47	23	0	1	0	35	17	12	15-27	0-0.0
04/11/2026	at Syracuse	L, 14-9	14	9	23	34	18	1	1	0	24	14	5	10-27	3-2.5
04/18/2026	North Carolina	L, 16-15	16	7	23	52	30	1	4	0	31	11	5	23-33	4-3.0
04/24/2026	Drexel	W, 17-6	6	4	10	37	22	0	1	0	25	15	7	9-26	0-0.0
Opponents			159	91	250	553	310	6	17	0	450	239	107	190-404	33-25.0
Totals			198	135	333	598	363	8	12	0	527	210	152	214-404	52-40.0

OPPONENT PER-GAME

Games Played: 14

Shots per game: 39.50; Goals per game: 11.36

Assists per game: 6.50; Points per game: 17.86

Shot pct.: .288; SOG pct.: .561

Faceoff W-L pct.: .470; Clear pct.: .846

DATE	OPPONENT	SCORE	MINUTES	GA	GAAVG	SAVES	SAVE%	W	L	T	FACED	
02/08/2026	Colgate	W, 19-14	60:00	19	19.00	13	.406	0	0	0	55	
02/14/2026	at Richmond	L, 18-12	60:00	12	12.00	18	.600	0	0	0	43	
02/21/2026	at Stony Brook	W, 19-7	60:00	19	19.00	7	.269	0	0	0	42	
02/28/2026	Johns Hopkins	L, 14-13	60:00	13	13.00	12	.480	0	0	0	43	
03/03/2026	at High Point	W, 14-7	60:00	14	14.00	11	.440	0	0	0	39	
03/07/2026	Towson	L, 13-9	60:00	9	9.00	15	.625	0	0	0	40	
03/14/2026	at Maryland	L, 13-12	70:35	12	10.20	14	.538	0	0	0	38	
03/21/2026	Utah	W, 16-11	60:00	16	16.00	13	.448	0	0	0	42	
03/23/2026	Dartmouth	W, 18-7	60:00	18	18.00	12	.400	0	0	0	47	
03/28/2026	Notre Dame	W, 11-9	60:00	11	11.00	11	.500	0	0	0	38	
04/04/2026	at Duke	W, 14-10	60:00	14	14.00	7	.333	0	0	0	34	
04/11/2026	at Syracuse	L, 14-9	60:00	9	9.00	18	.667	0	0	0	47	
04/18/2026	North Carolina	L, 16-15	61:17	15	14.69	3	.167	0	0	0	40	
04/24/2026	Drexel	W, 17-6	60:00	17	17.00	11	.393	0	0	0	50	
Opponents				851:52	198	13.95	165	.455	0	0	0	598
Totals				851:52	159	11.20	151	.487	0	0	0	553





VIRGINIA GAME-BY-GAME COMPARISON (2026)

DATE	OPPONENT	SCORE	GOALS	ASSISTS	SHOTS	ON GOAL	GB	T/O	FACEOFF	CLEARS	PENALTIES
02/08/2026	Colgate	W, 19-14	19/14	17/5	55/43	32/24	33/44	15/26	15/20	23-27/16-21	8-6.5/7-4.5
02/14/2026	at Richmond	L, 18-12	12/18	7/7	43/40	30/29	38/31	14/12	21/13	19-20/22-25	0-0.0/1-0.5
02/21/2026	at Stony Brook	W, 19-7	19/7	12/5	42/36	26/17	41/24	14/16	18/11	21-22/19-21	5-3.5/3-2.5
02/28/2026	Johns Hopkins	L, 14-13	13/14	10/11	43/37	25/20	38/37	17/13	18/12	13-15/19-22	4-3.0/3-2.0
03/03/2026	at High Point	W, 14-7	14/7	11/6	39/31	25/16	37/28	18/24	12/13	17-22/16-23	4-3.0/2-1.0
03/07/2026	Towson	L, 13-9	9/13	7/8	40/38	24/24	49/49	19/26	12/14	22-28/22-27	4-3.5/3-3.0
03/14/2026	at Maryland	L, 13-12	12/13	5/8	38/41	26/22	32/26	12/18	12/18	24-26/21-23	5-4.0/4-4.0
03/21/2026	Utah	W, 16-11	16/11	8/9	42/40	29/25	39/36	15/16	22/9	21-24/21-22	3-2.0/0-0.0
03/23/2026	Dartmouth	W, 18-7	18/7	12/3	47/36	30/20	34/28	8/15	15/13	18-20/15-21	3-1.5/2-1.5
03/28/2026	Notre Dame	W, 11-9	11/9	8/3	38/41	22/20	37/32	17/16	13/10	25-32/19-23	2-1.0/1-0.5
04/04/2026	at Duke	W, 14-10	14/10	10/6	34/47	21/23	33/35	21/17	12/15	20-28/19-21	3-2.0/0-0.0
04/11/2026	at Syracuse	L, 14-9	9/14	7/9	47/34	27/18	38/24	10/14	17/10	18-20/21-23	4-4.5/3-2.5
04/18/2026	North Carolina	L, 16-15	15/16	7/7	40/52	18/30	38/31	15/11	10/23	20-21/22-23	4-3.5/4-3.0
04/24/2026	Drexel	W, 17-6	17/6	14/4	50/37	28/22	40/25	15/15	17/9	24-27/18-24	3-2.0/0-0.0
Totals			198/159	135/91	598/553	363/310	527/450	210/239	214/190	285-332/270-319	52-40.0/33-25.0

Note: Game totals are displayed in the format TEAM/OPPONENT for each category





VIRGINIA TEAM GAME HIGHS/LOWS (2026)

Virginia GAME HIGHS

Points	36	Colgate (02/08/2026)
	31	at Stony Brook (02/21/2026)
Goals	19	Colgate (02/08/2026)
	19	at Stony Brook (02/21/2026)
Assists	17	Colgate (02/08/2026)
	14	Drexel (04/24/2026)
Shots	55	Colgate (02/08/2026)
	50	Drexel (04/24/2026)
Shots on goal	32	Colgate (02/08/2026)
	30	at Richmond (02/14/2026)
Saves	16	Drexel (04/24/2026)
	14	Utah (03/21/2026)
Ground Balls	49	Towson (03/07/2026)
	41	at Stony Brook (02/21/2026)
Turnovers	21	at Duke (04/04/2026)
	19	Towson (03/07/2026)
Opp.Turnovers	26	Colgate (02/08/2026)
	26	Towson (03/07/2026)

Opponent - GAME HIGHS

Points	25	at Richmond (02/14/2026)
	25	Johns Hopkins (02/28/2026)
Goals	18	at Richmond (02/14/2026)
	16	North Carolina (04/18/2026)
Assists	11	Johns Hopkins (02/28/2026)
	9	Utah (03/21/2026)
Shots	52	North Carolina (04/18/2026)
	47	at Duke (04/04/2026)
Shots on goal	30	North Carolina (04/18/2026)
	29	at Richmond (02/14/2026)
Saves	18	at Richmond (02/14/2026)
	18	at Syracuse (04/11/2026)
Ground Balls	49	Towson (03/07/2026)
	44	Colgate (02/08/2026)
Turnovers	26	Colgate (02/08/2026)
	26	Towson (03/07/2026)
Opp.Turnovers	21	at Duke (04/04/2026)
	19	Towson (03/07/2026)





VIRGINIA TEAM GAME HIGHS/LOWS (2026)

Virginia GAME LOWS

Points	16	Towson (03/07/2026)
	16	at Syracuse (04/11/2026)
Goals	9	Towson (03/07/2026)
	9	at Syracuse (04/11/2026)
Assists	5	at Maryland (03/14/2026)
	7	at Richmond (02/14/2026)
Shots	34	at Duke (04/04/2026)
	38	at Maryland (03/14/2026)
Shots on goal	18	North Carolina (04/18/2026)
	21	at Duke (04/04/2026)
Saves	4	at Syracuse (04/11/2026)
	6	Johns Hopkins (02/28/2026)
Ground Balls	32	at Maryland (03/14/2026)
	33	Colgate (02/08/2026)
Turnovers	8	Dartmouth (03/23/2026)
	10	at Syracuse (04/11/2026)
Opp.Turnovers	11	North Carolina (04/18/2026)
	12	at Richmond (02/14/2026)

Opponent - GAME LOWS

Points	10	Dartmouth (03/23/2026)
	10	Drexel (04/24/2026)
Goals	6	Drexel (04/24/2026)
	7	at Stony Brook (02/21/2026)
Assists	3	Dartmouth (03/23/2026)
	3	Notre Dame (03/28/2026)
Shots	31	at High Point (03/03/2026)
	34	at Syracuse (04/11/2026)
Shots on goal	16	at High Point (03/03/2026)
	17	at Stony Brook (02/21/2026)
Saves	3	North Carolina (04/18/2026)
	7	at Stony Brook (02/21/2026)
Ground Balls	24	at Stony Brook (02/21/2026)
	24	at Syracuse (04/11/2026)
Turnovers	11	North Carolina (04/18/2026)
	12	at Richmond (02/14/2026)
Opp.Turnovers	8	Dartmouth (03/23/2026)
	10	at Syracuse (04/11/2026)



VIRGINIA PLAYER GAME HIGHS (2026)

Virginia INDIVIDUAL GAME HIGHS

Points	10	Sunderland, Truitt vs. Drexel (04/24/2026)
	10	Millon, Brendan vs. Dartmouth (03/23/2026)
Goals	6	Sunderland, Truitt vs. Colgate (02/08/2026)
	6	Sunderland, Truitt vs. Utah (03/21/2026)
Assists	6	Sunderland, Truitt vs. Drexel (04/24/2026)
	6	Millon, Brendan vs. Dartmouth (03/23/2026)
Shots	13	Sunderland, Truitt vs. Utah (03/21/2026)
	13	Millon, Brendan at Stony Brook (02/21/2026)
Shots on goal	9	Sunderland, Truitt vs. Utah (03/21/2026)
	9	Millon, Brendan at Stony Brook (02/21/2026)
Saves	14	Marek, Jake vs. Utah (03/21/2026)
	14	Marek, Jake vs. North Carolina (04/18/2026)
Ground Balls	11	Meyer, Griff at Richmond (02/14/2026)
	8	Meyer, Griff vs. Colgate (02/08/2026)
Caused Turnover	4	Marek, Jake at High Point (03/03/2026)
	4	Schroter, John at Maryland (03/14/2026)
GA (goals against)	16	Marek, Jake vs. North Carolina (04/18/2026)
	14	Marek, Jake vs. Colgate (02/08/2026)
Faced	52	Marek, Jake vs. North Carolina (04/18/2026)
	47	Marek, Jake at Duke (04/04/2026)
Turnovers	7	Millon, McCabe vs. Johns Hopkins (02/28/2026)
	5	Terenzi, Joey at Duke (04/04/2026)





NCAA STATISTICAL LEADERS (2026)

Statistic	National Rank	Conference Rank	Value	National Leader	Value	Conference Leader	Value
Assists Per Game (75 ranked)	2	1	9.64	Utah	9.77	Virginia	9.64
Caused Turnovers Per Game (75 ranked)	4	1	10.86	Utah	13.00	Virginia	10.86
Clearing Percentage (75 ranked)	40	5	0.858	LIU	0.930	Notre Dame	0.908
Face-Off Winning Percentage (75 ranked)	30	4	0.530	North Carolina	0.662	North Carolina	0.662
Ground Balls Per Game (75 ranked)	4	1	37.64	Utah	39.46	Virginia	37.64
Man-Down Defense (75 ranked)	38	4	0.653	Maryland	0.952	Duke	0.714
Man-Up Offense (75 ranked)	34	5	0.375	Cornell	0.615	North Carolina	0.500
Opponent Clear Percentage (75 ranked)	29	2	0.846	Boston U.	0.735	Duke	0.781
Points Per Game (75 ranked)	3	1	23.79	Richmond Utah	25.69 25.69	Virginia	23.79
Saves Per Game (75 ranked)	49	3	10.79	Iona	15.47	Syracuse	12.93
Scoring Defense (75 ranked)	46	5	11.36	Ohio St.	7.36	Notre Dame	8.27
Scoring Margin (75 ranked)	17	5	2.79	Richmond	8.08	Duke	6.00
Scoring Offense (75 ranked)	8	2	14.14	Richmond	16.38	Duke	14.69
Shot Percentage (75 ranked)	11	1	0.331	Richmond	0.355	Virginia	0.331
Turnovers Per Game (75 ranked)	25	5	14.86	Richmond	11.92	Syracuse	13.00
Winning Percentage (75 ranked)	30	5	0.571	Richmond	0.923	Notre Dame	0.909

Statistic	Player	National Rank	Conference Rank	Value	National Leader	Value	Conference Leader	Value
Assists Per Game (199 ranked)	McCabe Millon Brendan Millon Truitt Sunderland	4 7 67	1 3 7	2.86 2.64 1.21	Liam Connor, Georgetown	3.67	McCabe Millon, Virginia	2.86
Caused Turnovers Per Game (199 ranked)	John Schroter Aidan Murnane Michael Meredith Lindan Verville	29 98 103 199	1 8 9 16	1.67 1.07 1.00 0.79	Julian Radossich, Fairfield	2.79	John Schroter, Virginia	1.67
Face-Off Winning Pct (75 ranked)	Griff Meyer	38	4	0.538	Henry Dodge, Maryland	0.696	Brady Wambach, North Carolina	0.684
Goals Per Game (198 ranked)	Truitt Sunderland Ryan Colsey Brendan Millon McCabe Millon	11 46 79 137	1 5 7 15	2.93 2.38 2.14 1.71	Luke McNamara, Utah	4.38	Dominic Pietramala, North Carolina Truitt Sunderland, Virginia	2.93 2.93
Goals-Against Average (70 ranked)	Jake Marek	40	5	11.14	Ryan Della Rocco, Jacksonville	7.63	Patrick Jameison, Duke	7.90
Ground Balls Per Game (149 ranked)	Griff Meyer Jake Marek Robby Hopper Andrew Greenspan	55 85 109 144	5 6 10 13	4.36 3.54 3.08 2.67	Brady Wambach, North Carolina	11.21	Brady Wambach, North Carolina	11.21
Individual Man-up Goals (64 ranked)	Truitt Sunderland	36	6	4	Casey Quinson, Colgate	9	Dominic Pietramala, North Carolina Luke Rhoa, Syracuse	8 8
Points Per Game (199 ranked)	Brendan Millon McCabe Millon Truitt Sunderland Ryan Colsey	8 15 24 102	1 3 5 10	4.79 4.57 4.14 2.92	Timothy Shannehan, Boston U.	5.43	Brendan Millon, Virginia	4.79
Save Percentage (70 ranked)	Jake Marek	43	3	0.506	Grayson Manning, Denver	0.616	Thomas Ricciardelli, Notre Dame	0.591
Saves Per Game (69 ranked)	Jake Marek	49	3	9.92	Miles Lancaster, Hampton	14.83	Jimmy McCool, Syracuse	12.47
Shot Percentage (198 ranked)	Truitt Sunderland Ryan Duenkel Chase Band Ryan Colsey Brendan Millon	22 82 94 96 141	3 5 8 9 14	0.427 0.356 0.349 0.348 0.326	Luke McNamara, Utah	0.533	Michael Ortlieb, Duke	0.457





GAME 14	Drexel	6
	#12 Virginia	17

April 24, 2026 • Charlottesville, Va. • Klöckner Stadium

CHARLOTTESVILLE, Va. — In what could be his final game at Klöckner Stadium near the close of an admirable four-year career, attackman Truitt Sunderland (4g, 6a) recorded a career-high 10 points to lead No. 12 Virginia (8-6) to a 17-6 win over Drexel (9-5) Friday afternoon (April 24). The win capped the Cavaliers' regular-season slate and followed UVA's pregame Senior Day ceremony, when Sunderland and 10 other soon-to-be graduates were honored.

Sunderland's six assists were also a career best. He is the second Cavalier this season to record 10 points in a game, joining fellow attackman Brendan Millon, who did so in UVA's 18-7 win over Dartmouth (March 23). Sunderland entered Friday's contest tied for first among all ACC players in goals per game. With four scores on the day, he now has 41 goals and 17 assists in 12 games this season.

In addition to Sunderland, Joey Terenzi (3g, 1a) and Ryan Duenkel (3g) both registered hat tricks. Jake Marek (7-5), who entered the game in the second period and played for 36:26, finished with 12 saves.

In his Senior Day start — his first at Klöckner Stadium since Feb. 18, 2025 — Kyle Morris stopped a point-blank shot on Drexel's opening possession, setting the tone for a sluggish offensive start that saw five of UVA's first seven shots either saved or hit the post. After 10 scoreless minutes, Will Inderlied opened the scoring, and goals from Duenkel (first-half hat trick) and Brendan Millon (2g, 3a) pushed the Cavaliers to a 3-0 lead after one. Drexel scored early in the second, prompting a switch to Marek in goal, but UVA responded with a 5-0 run — fueled by two more Duenkel goals — to take an 8-2 lead into halftime, capped by a last-second Drexel score.

Drexel struck again early in the third before a 38-minute lightning delay paused play. Out of the break, UVA erupted for a 7-0 run spanning the third and fourth quarters, with Sunderland factoring in on six of the seven goals and tallying all 10 of his points before the fourth began. Leading 14-4 entering the final period, UVA added three more goals — including one from Burke McFarlane that ignited the sideline — while reserves saw action down the stretch, highlighted by Colin Hook's final minutes in net.

NOTES

- With four goals and six assists, Truitt Sunderland tallied a career-high 10 points.
- He is the second Cavalier to record 10 points in a game this year, joining Brendan Millon, who did so in UVA's 18-7 win over Dartmouth (March 23).
- It also marks the 22nd 10-point performance in program history.
- With three goals and one assist, Joey Terenzi tied his career high of three goals and recorded his second career hat trick.
- With three goals, Ryan Duenkel recorded his first career hat trick.
- With two goals and three assists, Brendan Millon surpassed his brother McCabe Millon on UVA's freshman points list. Brendan Millon now has 30 goals and 37 assists this season. His 67 points are 12 shy of the program's freshman points record set by UVA assistant coach Connor Shellenberger in 2021.
- Brendan Millon is also tied for ninth on UVA's freshman goals list with Garrett Billings.
- The Cavaliers scored seven straight goals in the second half, which tied their second-best goal streak this season.
- Play halted for 38 minutes for a lightning delay at the 13:18 mark of the third quarter.
- Virginia recognized 11 fourth-year and graduate student-athletes in a Senior Day pregame ceremony.

	1st	2nd	3rd	4th	OT	Final
Drexel	0	2	2	2	—	6
#12 Virginia	3	5	6	3	—	17

DREXEL SCORING

GOALS: Liam Luzzo 2; Alec Tulio 1; Jack Joyner 1; Teddy Luthy 1; Witt Crawford 1. ASSISTS: Alec Tulio 1; Owen Knight 2; Witt Crawford 1.

VIRGINIA SCORING

GOALS: Truitt Sunderland 4; Ryan Duenkel 3; Joey Terenzi 3; Will Inderlied 1; Brendan Millon 2; McCabe Millon 1; Chase Band 1; Sean Browne 1; Burke McFarlane 1. ASSISTS: Charles Balsamo 1; Truitt Sunderland 6; Joey Terenzi 1; Brendan Millon 3; Mack Till 1; Eli Petty; Sean Browne 1.

Team Statistics Comparison

DU	Category	UVA
37	Shots	50
25	Ground Balls	40
9-26	Faceoffs	17-26
18-24	Clears	24-27
1-3	Extra-Man Opps	0-0
11	Saves	16
15	Turnovers	15

GAME 13	#3 North Carolina (OT)	16
	#11 Virginia	15

April 18, 2026 • Charlottesville, Va. • Klöckner Stadium

CHARLOTTESVILLE, Va. — In the waning seconds of regulation, McCabe Millon found Ryan Duenkel (2g, 1a), who buried a left-handed shot from the opposite wing with one second left to force overtime in Virginia's ACC finale against No. 3 North Carolina (11-2, 2-1 ACC) at Klöckner Stadium Saturday afternoon (April 18).

But the celebration for No. 11 Virginia (7-6, 2-2 ACC) was short-lived.

After UVA faceoff specialist Griff Meyer (6-14 FO) was whistled for kicking the crosse of UNC's Brady Wambach (23-33 FO) and Cavalier goalie Jake Marek (14 saves) made a stop on the first shot of overtime, UNC's James Matan corralled the rebound and scored his only goal of the afternoon to seal a 16-15 win for the Tar Heels.

Under hot and sunny conditions, more than 5,000 fans were in attendance for a game that was as close as could be — at least toward the end. UVA trailed by four goals [15-11] with under 5:30 to play, but Duenkel's last-second goal capped a 4-0 UVA run that came late in the fourth quarter.

Despite Saturday's result, UVA is assured a spot in the four-team ACC Tournament, which will be contested at American Legion Memorial Stadium in Charlotte, North Carolina on May 1 and 3, after Duke dropped its third straight ACC game to Notre Dame, 7-6, Saturday afternoon.

Virginia attackman Brendan Millon (3g, 3a) notched a team-high six points. His older brother McCabe Millon (2g, 2a), who was named one of 25 nominees for the Tewaaraton Award Saturday, and Ryan Colsey (3g) also recorded at least three points for the Hoos. Marek dazzled in net after facing an onslaught of 52 shots by the Tar Heels.

North Carolina's Brady Wambach, one of the nation's top faceoff specialists, dominated the faceoff X. He took all of the game's 33 draws, winning 23 of them. UNC attackman Owen Duffy (3g, 5a) notched a game-high eight points.

After UVA scored the first three goals of the game, the Tar Heels ignited a 7-0 run in the first half, with the help of four straight man-up strikes after the Cavaliers were flagged for two non-releasable personal fouls.

NOTES

- Brendan Millon (3g, 3a) and Ryan Colsey (3g) both notched hat tricks. It was Brendan Millon's third hat trick of his freshman campaign and the ninth of Colsey's career.
- With 28 goals and 34 assists this season, Brendan Millon moved to No. 3 on UVA's all-time freshman points list, surpassing Steele Stanwick.
- Colsey extended his goal streak to 28 games dating back to last year's season opener, a span in which he's totaled 60 goals.
- UNC's 52 shots are the most by a UVA opponent this season and tied for the most by a UVA opponent since March 29, 2025, when then-No. 8 Syracuse also had 52.
- Saturday's contest was held in conjunction with the program's annual Alumni Weekend.
- At halftime, members of the 1986 ACC championship team were honored for the 40th anniversary of their title, while members of the 2006 national championship team were recognized for the 20th anniversary of their championship.
- With the win, the Tar Heels improved to 34-59 in the all-time series with UVA, which began in 1938. UVA's 59 wins are the most over any opponent in program history.

	1st	2nd	3rd	4th	OT	Final
#3 North Carolina	6	5	1	3	1	16
#11 Virginia	3	4	3	5	0	15

NORTH CAROLINA SCORING

GOALS: Mason Szewczyk 1; Brevin Wilson 1; Luke Bair 2; James Matan 1; Owen Duffy 3; Caden Harshbarger 1; Brady Wambach 1; Luke Macaluso 1; Nate Sage 2; Dominic Pietramala 3. ASSISTS: Brevin Wilson 1; Owen Duffy 5; Dominic Pietramala 1.

VIRGINIA SCORING

GOALS: Truitt Sunderland 3; Ryan Duenkel 2; Joey Terenzi 1; Brendan Millon 3; McCabe Millon 2; Ryan Colsey 3; Tommy Snyder 1. ASSISTS: Ryan Duenkel 1; Brendan Millon 3; Robby Hopper 1; McCabe Millon 2.

Team Statistics Comparison

UNC	Category	UVA
52	Shots	40
31	Ground Balls	38
23-33	Faceoffs	10-23
22-23	Clears	20-21
4-6	Extra-Man Opps	1-4
3	Saves	14
11	Turnovers	13



GAME 12	#13 Virginia	9
	#5 Syracuse	14

April 11, 2026 • Syracuse, N.Y. • JMA Wireless Dome

SYRACUSE, N.Y. — No. 5 Syracuse (10-3, 2-1 ACC) took the lead midway through the first quarter and did not look back as the Orange defeated No. 13 Virginia (7-5, 2-1 ACC), 14-9, at the JMA Wireless Dome Saturday afternoon (April 11). Cuse snapped UVA's four-game win streak and improved to 6-0 in home games this season.

Despite recording double-digit shots in each quarter, the Cavaliers tied their lowest scoring output of the season after shooting just 19.6%. Syracuse goaltender Jimmy McCool played a large part in UVA's offensive struggles, stopping 16 shots on net.

Virginia attackman McCabe Millon (1g, 4a) tied for a game-high five points alongside Cuse attackman Joey Spallina (2g, 3a). In addition to Millon, Truitt Sunderland (2g, 1a) also contributed three points for the Hoos.

The trio of Andrew Greenspan (9-17 FO), Henry Metz (4-5 FO), and Griff Meyer (4-5 FO) provided a spark for the Cavaliers at the faceoff X, but UVA struggled to convert in transition on the offensive end.

Virginia struck first for the 11th time this season when McCabe Millon set up Ryan Duenkel, but Syracuse responded with three straight goals to take a 3-1 lead behind strong early saves from McCool. After a long scoring drought, UVA broke through in the second quarter as Brendan Millon finished a feed from Robby Hopper. Syracuse nearly extended its lead further, but a crease violation wiped out a Spallina goal, opening the door for Sunderland to score twice in quick succession and pull UVA within one. The teams traded goals late in the half, and Ryan Colsey's last-second score cut Syracuse's advantage to 7-6 at the break.

Syracuse seized control in the third quarter, capitalizing on Virginia's defensive lapses with a 6-3 run and building a lead as large as four. UVA showed flashes, including a hidden-ball trick that led to Charles Balsamo's man-up goal and another score from Brendan Millon, but Syracuse answered late in the period to maintain control. Spallina added an empty-net goal and McCool anchored the Orange defense with key fourth-quarter saves to secure the win. For the second time in Saturday's contest, the Cavaliers were shut out for a stretch of more than 18 minutes.

NOTES

- Senior attackman Ryan Colsey extended his goal streak to 26 games dating back to last year's season opener, a span in which he's totaled 57 goals.
- McCabe Millon, who entered Saturday's game as the ACC's leader in points per game, finished with one goal and four assists. He's now recorded at least four points in 10 of UVA's 12 games this season.
- UVA finished 17 for 27 at the faceoff X. All three UVA faceoff specialists who took draws – Andrew Greenspan (9-17 FO), Henry Metz (4-5 FO) and Griff Meyer (4-5) – finished above 50%.
- Both teams were precise in the clear. The Cavaliers were 19 for 21 and the Orange were 20 for 21.
- Former Syracuse head coach John Desko, who as a player, assistant coach and head coach, was a part of each of the program's 10 NCAA championships, became the 10th inductee to be enshrined into the Syracuse Ring of Honor. He was recognized at halftime of Saturday's game.
- During his tenure as Cuse head coach from 1999-2021, Desko faced UVA four times in the NCAA Tournament, including the 1999 championship game – Desko's first season as head coach – which the Cavaliers won 12-10 in College Park, Md.
- For the fourth consecutive game, UVA goalie Jake Marek (13 saves) finished with double-digit saves.

	1st	2nd	3rd	4th	Final
#13 Virginia	1	5	4	0	9
#5 Syracuse	3	4	6	1	14

VIRGINIA SCORING

GOALS: Charles Balsamo 1; Truitt Sunderland 2; Ryan Duenkel 1; Brendan Millon 2; McCabe Millon 1; Ryan Colsey 2.

ASSISTS: Truitt Sunderland 1; Joey Terenzi 1; Robby Hopper 1; McCabe Millon 4.

SYRACUSE SCORING

GOALS: Luke Rhoa 3; Wyatt Hottle 3; Joey Spallina 2; Finn Thomson 1; Chuck Kuczynski 1; John Mullen 1; Billy Dwan 1; Greg Elijah-Brown 1; Payton Anderson 1.

ASSISTS: Michael Leo 1; Luke Rhoa 1; Bogue Hahn 1; Wyatt Hottle 1; Joey Spallina 3; Finn Thomson 1; Dante Bowen 1.

Team Statistics Comparison

UVA	Category	SU
47	Shots	34
38	Ground Balls	24
17-27	Faceoffs	10-27
18-20	Clears	21-23
1-3	Extra-Man Opps	1-3
4	Saves	18
10	Turnovers	14

GAME 11	#16 Virginia	14
	#7 Duke	10

April 4, 2026 • Durham, N.C. • Koskinen Stadium

DURHAM, N.C. — For the first time since 2004, Virginia emerged victorious in a regular-season meeting against its archnemesis in the sport of lacrosse, the Duke Blue Devils, Saturday afternoon (April 4) at Koskinen Stadium. After trailing 6-5 at the intermission, the No. 16 Cavaliers outscored the seventh-ranked Blue Devils by five goals in the second half to win 14-10, tallying their fourth consecutive victory and second over a ranked opponent.

For the fourth straight game, UVA starting goaltender Jake Marek (6-3) dazzled in net, leading the Wahoos to victory. He recorded 13 saves – his fourth consecutive game with at least 10 – and outdueled Duke's All-ACC netminder, Patrick Jamieson, in the process.

On offense, the Cavaliers were led by Joey Terenzi (3g, 2a), who finished with a career-high five points and recorded his first career hat trick after scoring the game's final goal into an empty net with under a minute to play. Freshman attackman Brendan Millon (1g, 4a) also tied for a game-high five points, senior attackman Ryan Colsey (3g, 1a) contributed four points, and Truitt Sunderland found the back of the net on four of his five shots.

The Blue Devils, who imposed a 10-man ride for nearly the entire game, contributed to eight UVA failed clears. However, with Marek's help, UVA's defense was able to make up for its shortcomings in the clear. The Cavaliers held Duke to only one goal in the final nine minutes of play. Close defenseman Aidan Murnane came off the bench and contributed four caused turnovers. Additionally, UVA held Duke midfielder Benn Johnston – the ACC's leading goal scorer entering Saturday's contest – to only one goal and one assist.

UVA jumped out to an early lead as Andrew Greenspan won the opening two faceoffs, setting up quick goals from Terenzi and Sunderland. Duke responded by capitalizing on Virginia's early clearing mistakes to tie the game, but Colsey's step-down goal—extending his goal streak to 25 games—gave UVA a 3-2 edge after the first quarter. The teams traded blows throughout the first half, with multiple ties, but Duke briefly took control with two rapid goals to carry a 6-5 lead into halftime, despite strong defensive efforts and key penalty kills from Virginia.

The Cavaliers surged again after the break, scoring twice in the opening minutes and taking control behind Brendan Millon's playmaking and Colsey's hat trick. UVA built a 10-7 lead heading into the fourth and maintained composure as Duke attempted a comeback. A pivotal coach's challenge by Lars Tiffany denied Duke a shot-clock reset late in the game, helping Virginia hold momentum. The Cavaliers closed strong, outscoring Duke 3-1 down the stretch to secure the win and snap one of the sport's most unfathomable winning streaks.

NOTES

- Virginia earned its first four-game win streak since tallying seven straight during the 2024 regular season.
- The Cavaliers snapped a six-game skid in the series with the Blue Devils, dating back to UVA's 13-12 overtime loss during the 2021 regular season. UVA's last win over Duke was in overtime at the 2019 NCAA semifinals.
- UVA ended a 22-year drought in regular-season games against Duke and snapped a 20-game skid in such contests.
- The Wahoos claimed their first victory at Koskinen Stadium since April 12, 2003, when they won, 11-8.
- UVA notched its second consecutive over a top-10 opponent, a first since 2024.
- The Cavaliers improved to 52-39 in the all-time series with Duke, which began in 1938.
- Nine of Virginia's 14 goals were assisted. UVA entered Saturday's game No. 2 nationally with an average of 9.7 assists per game.
- The Cavaliers are now 6-0 when recording more assists than their opponent.
- Senior attackman Ryan Colsey extended his goal streak to 25 games dating back to last year's season opener, a span in which he's totaled 53 goals.
- For the fourth consecutive game, UVA goalie Jake Marek (13 saves) finished with double-digit saves.
- The Blue Devils, who entered Saturday's game as the nation's leading in scoring offense with an average of 16.89 goals per game, were held to only 10 goals. That's Duke's second-lowest scoring output of the season.
- Duke goaltender Patrick Jamieson entered Saturday's contest as the nation's leader in goals-against average (6.90).
- UVA associate head coach and offensive coordinator Kevin Cassese returned to his alma mater, where he was twice team captain and Tewaaron Award finalist (2002-03), a three-time All-American (2001-03), and the recipient of the Lt. J.g. Donald MacLaughlin Jr. Outstanding Midfielder (2002). He was also ACC Player of the Year in 2001 and garnered All-ACC honors three times (2001-03).

	1st	2nd	3rd	4th	Final
#16 Virginia	3	2	5	4	14
#7 Duke	2	4	1	3	10

VIRGINIA SCORING

GOALS: Truitt Sunderland 4; Ryan Duenkel 1; Joey Terenzi 3; Brendan Millon 1; Chase Band 1; Ryan Colsey 3; Hudson Hausmann 1.

ASSISTS: Ryan Duenkel 1; Joey Terenzi 2; Brendan Millon 5; Ryan Colsey 1; Luke Hublitz 1.

DUKE SCORING

GOALS: Kyle Colsey 3; Michael Ortlieb 2; Max Sloat 1; Benn Johnston 1; Cal Girard 1; Brady Scioletti 2.

ASSISTS: Luke Warrington 1; Michael Ortlieb 3; Max Sloat 1; Benn Johnston 1.

Team Statistics Comparison

UVA	Category	DUKE
34	Shots	47
33	Ground Balls	35
12-27	Faceoffs	15-27
20-28	Clears	19-21
0-0	Extra-Man Opps	1-3
13	Saves	7
21	Turnovers	17

GAME 10	#1 Notre Dame	9
	Virginia	11

March 28, 2026 • Charlottesville, Va. • Klöckner Stadium

CHARLOTTESVILLE, Va. — Virginia held No. 1 Notre Dame — one of the nation's top offenses — scoreless for the final 19:34 and Brendan Millon (2g, 2a) scored the game-winning goal with 3:29 remaining to give the Cavaliers their first lead since the opening quarter on the way to an 11-9 victory at Klöckner Stadium Saturday afternoon (March 28). The win marked the program's first by an unranked UVA team over a No. 1 opponent.

After starting the season 3-4, the Cavaliers tallied their third straight victory and captured their first win over an ACC opponent since 2024. UVA also handed the top-ranked Irish their first loss. Notre Dame entered Saturday's contest as one of only five undefeated Division I teams.

Virginia's 11 goals also tied for the most by a Notre Dame opponent this year. The Irish had held their last four opponents — the last three of which were ranked — to single-digit goals.

In addition to Brendan Millon, Virginia's offense was led by Truitt Sunderland (2g, 2a), who this past week was honored with a number of accolades, including being added to the Tewaaraton Award Watch List. McCabe Millon (1g, 3a) was UVA's third four-point-getter in Saturday's win. Midfielders Joey Terenzi (2g) and Hudson Hausmann (2g) both proved essential in the Cavaliers' comeback effort as both notched two goals apiece. Hausmann's second of the afternoon was the exclamation point in the waning seconds of play.

Defensively, the Cavaliers were anchored by close defenseman John Schroter (5gb, 2ct) and goaltender Jake Marek (5-3), who finished with 11 saves, his third consecutive performance with double-digit stops.

Virginia came out firing with back-to-back goals from Sunderland and Brendan Millon in the opening two minutes, but the Irish quickly answered with a three-goal run to take control midway through the first quarter. UVA found an equalizer when Sunderland, dodging from X, set up Terenzi on the crease to make it 3-3, extending his goal streak. The Cavaliers struggled early in the clearing game but gained an edge at the faceoff X behind Andrew Greenspan against his former team. After conceding three goals in just over two minutes, UVA's defense tightened, holding the Irish scoreless over the final nine minutes of the half. Still, UND regained the lead with two unassisted goals before McCabe Millon cut it to 5-4 late in the second. A last-second man-up opportunity for UVA was denied by goalkeeper Thomas Ricciardelli, preserving the Irish lead at halftime.

The second half was a back-and-forth battle, with Virginia tying the game three separate times in the third quarter but unable to take the lead. Goals from Hausmann and Terenzi — including a buzzer-beater assisted by McCabe Millon — helped UVA enter the fourth quarter tied for the first time all season. In the final period, UVA's defense and goalie Marek delivered key stops, including a critical save during a lengthy Irish possession. After a loose-ball penalty gave UVA new life, Brendan Millon broke through with a low-angle strike to give the Cavaliers their first lead in nearly 52 minutes. Late-game defensive plays, including a forced turnover by Robby Hopper, sealed momentum before Hausmann split defenders and scored with seven seconds left to cap the win.

NOTES

- Virginia earned its first three-game win streak since recording seven consecutive victories during the 2024 regular season.
- The Cavaliers snapped a four-game skid in the series with Notre Dame, dating back to UVA's heartbreaking 13-12 overtime loss at the 2023 NCAA Tournament semifinals at Lincoln Financial Field (Philadelphia).
- UVA nabbed its first win over a No. 1 ranked opponent since defeating top-ranked Notre Dame 12-8 at Klöckner Stadium on April 30, 2023, when the Cavaliers were ranked No. 3 in the USILA coaches poll.
- This year's UVA squad became the first unranked team in program history to knock off a No. 1 opponent.
- The Cavaliers snapped an 11-game skid against ranked opponents, dating back to UVA's 13-12 double-overtime thriller over Johns Hopkins at the 2024 NCAA Tournament quarterfinals on May 19, 2024.
- Eight of Virginia's 11 goals were assisted. UVA entered Saturday's game as the nation's leader in assists per game.
- The Cavaliers are now 5-0 when recording more assists than their opponent.
- Virginia's 11 goals scored tied for the most by a Notre Dame opponent this season.
- The Irish entered Saturday's contest having held its last four opponents — three of which were ranked — to single-digit goals.
- For the third consecutive game, UVA goalie Jake Marek (11 saves) finished with double-digit saves.
- UVA faceoff specialist Andrew Greenspan, who transferred to UVA from Notre Dame for the 2025 season, finished 9 for 15 at the faceoff X.

	1st	2nd	3rd	4th	Final
#1 Notre Dame	3	3	3	0	9
Virginia	3	2	4	2	11

NOTRE DAME SCORING

GOALS: Matt Jeffery 2; Teddy Lally 1; Fisher Finley 1; Josh Yago 2; Will Maheras 2; Chris Reihardt 1.

ASSISTS: Thomas Ricciardelli 1; Josh Yago 1; Will Maheras 1.

VIRGINIA SCORING

GOALS: Truitt Sunderland 2; Joey Terenzi 2; Will Inderlied 1; Brendan Millon 2; McCabe Millon 1; Ryan Colsey 1; Hudson Hausmann 2.

ASSISTS: Truitt Sunderland 2; Brendan Millon 2; McCabe Millon 3; Chase Band 1.

Team Statistics Comparison

UND	Category	UVA
41	Shots	38
32	Ground Balls	37
10-23	Faceoffs	13-23
19-23	Clears	25-32
0-2	Extra-Man Opps	0-1
11	Saves	11
16	Turnovers	17

GAME 9	Dartmouth	7
	Virginia	18

March 23, 2026 • Charlottesville, Va. • Klöckner Stadium

CHARLOTTESVILLE, Va. — In its second night game at Klöckner Stadium this season, Virginia erupted for eight unanswered first-half goals, powering an 18-7 rout of Dartmouth (4-4) on a crisp, windy Monday night (March 23).

True freshman Brendan Millon (4g, 6a) led the Cavaliers with a career-high 10 points. His 10 points are the most by an ACC player in a game this season and tied for fourth among all individual performances nationally. The last UVA player to record at least 10 points in a game was current UVA assistant coach Connor Shellenberger, who did so against Towson in 2024.

For the second straight game, Jake Marek (4-3) shined in net for the Cavaliers, stopping 13 Big Green shots on cage and only allowed six goals in 52:40 of action. Defensively, UVA was led by John Schroter, who finished with a game-high three caused turnovers. The Big Green entered Monday's game averaging 13.00 goals per game, but were held to their second-lowest goal total this season.

Virginia opened with a 7-1 lead after the first quarter, with six different Cavaliers accounting for the first seven goals and Marek posting six saves. Owen Crann recorded his first career goal after scooping a loose ball on a Dartmouth faceoff violation and scoring uncontested. UVA extended the run to eight straight goals in the second quarter, its longest streak of the season, and led 11-2 before Dartmouth made a goale change. Brendan Millon and Joey Terenzi connected on two second-quarter goals, including a quick-stick finish by Millon at the horn. Virginia led 12-4 at halftime, tying its largest halftime lead of the season.

UVA opened the second half with three consecutive goals, including two from Ryan Colsey, who finished with four goals for his fourth hat trick of the season and second straight four-goal game. The Cavaliers held Dartmouth scoreless in the third quarter, forced three failed clears and won the ground ball margin 13-6. Millon recorded his 10th point on his sixth assist, connecting with Chase Band with under 12 minutes remaining. Charles Balsamo scored twice, including the game's opening goal, for his first multi-goal performance of the season.

NOTES

- For the second time this season, Virginia's defense held its opponent to single-digit goals. The Cavaliers also held High Point to only seven goals on March 3, 2023.
- UVA never trailed in Monday's contest.
- The Cavaliers scored eight unanswered goals in the first half, the longest goal streak by UVA in a game this season.
- Virginia also held the Big Green scoreless for 15:29, including the entire third quarter. The last time a UVA opponent did not score for a full quarter was Duke — also in the third quarter — on April 26, 2025.
- No Dartmouth player had more than two points.
- Dartmouth was 15 for 21 on clears, a clip of 71.4%.
- With four goals and six assists, Brendan Millon tallied 10 points, the most by a UVA player since Connor Shellenberger also had 10 against Towson in 2024.
- Brendan Millon's 10 points are the most by an ACC player in a game this season and are tied for fourth-most nationally. His 10 points are also tied for 18th in school single-game history.
- Joey Terenzi (1g, 2a) notched a season-high three points.
- Senior attackman Ryan Colsey extended his goal streak to 23 games dating back to last year's season opener, a span in which he's totaled 51 goals.
- Owen Crann scored his first career goal with 44 seconds remaining in the first quarter.
- For the second straight game, UVA goalie Jake Marek (13 saves) finished with double-digit saves. He had a season-high 14 saves in UVA's previous game, a 16-11 win over Utah (March 21).
- Marek only gave up six goals in 52:40, registering a career-best 6.83 goals-against average. He finished with 13 saves after facing 33 shots.
- Marek, who entered Monday's game with 296 career saves, eclipsed the 300-save mark.
- McCabe Millon (1g, 3a), who entered Saturday's game as the Division I leader in assists and points per game, has recorded at least four points in all but one game so far this season.
- Charles Balsamo appeared in his 60th career game — a mark that leads the team — while Truitt Sunderland made tallied his 50th career appearance.
- Dartmouth is led by former UVA associate head coach and offensive coordinator Sean Kirwan, who is in his third season leading the Big Green. Kirwan was on staff at UVA for seven seasons (2017-23), including during the Cavaliers' back-to-back national championship runs in 2019 and 2021.

	1st	2nd	3rd	4th	Final
Dartmouth	1	3	0	3	7
Virginia	7	5	3	3	18

DARTMOUTH SCORING

GOALS: Stu Gates 1; William Stahl 1; Mitchell Monte 1; Alex Jessey 2; Emmett Paradine 1; Quinn Stankovits 1.

ASSISTS: Stu Gates 1; Hopper Zappitello 1; Mitchell Monte 1.

VIRGINIA SCORING

GOALS: Charles Balsamo 2; Truitt Sunderland 2; Joey Terenzi 1; Brendan Millon 4; Robby Hopper 1; McCabe Millon 1; Chase Band 2; Ryan Colsey 4; Owen Crann 1.

ASSISTS: Joey Terenzi 2; Brendan Millon 6; Robby Hopper 1; McCabe Millon 3.

Team Statistics Comparison

DC	Category	UVA
36	Shots	47
28	Ground Balls	34
13-28	Faceoffs	15-28
15-21	Clears	18-20
1-3	Extra-Man Opps	2-3
12	Saves	13
15	Turnovers	8



8	Utah	11
	Virginia	16

March 21, 2026 • Charlottesville, Va. • Scott Stadium

CHARLOTTESVILLE, Va. — Andrew Greenspan won a career-high 15 faceoffs and Truitt Sunderland matched his career best with six goals to lead Virginia (4-4) to a 16-11 victory over Utah (5-3). The Cavaliers outscored the Utes 11-7 in the second on their way to snapping a two-game skid.

The game was contested in bright and warm conditions at Scott Stadium, the home venue of UVA football and site of the upcoming NCAA Men's Lacrosse Championships (May 23-25).

With the help of Greenspan, the Hoos won 22 of the game's 31 total faceoffs. UVA starting goaltender Jake Marek (3-3) finished with a season-high 14 saves. In addition to Sunderland, the Cavaliers were led on offense by McCabe Millon (2g, 3a), Ryan Colsey (4g) and Brendan Millon (1g, 3a). Defensively, John Schroter held his primary matchup and Utah's leading scorer Ryan Stines (1g) to only one point, a season low. Stines entered Saturday's game ninth among all Division I players in goals per game (3.29).

After Lindan Verville dislodged a Utah player's crosse with a stick-check, Sunderland opened the scoring in transition for Virginia. Utah responded with three straight goals to take a 3-1 lead after the first quarter. The Cavaliers surged in the second, scoring four of the next five goals—including back-to-back unassisted efforts from midfielders Joey Terenzi and Ryan Duenkel—to reclaim a 5-4 advantage by halftime, with Marek recording nine of his 14 saves before the break.

Utah managed to tie the game three times early in the third quarter, but Virginia answered with a decisive four-goal run to take control, eventually building an 11-7 lead they never surrendered. The Cavaliers exploded for seven goals in the third—matching their highest-scoring quarter of the season—with two apiece from Colsey and Sunderland. Sunderland added consecutive goals in the fourth to push the lead to its largest margin at 15-9, while Virginia dominated faceoffs in the second half, winning 15 of 20.

WITH THE WIN...

- Virginia earned its first victory at Scott Stadium since March 8, 1995, when it defeated Penn State, 20-12. The Nittany Lions, who finished that season 11-2 overall, were led by former UVA head coach Glenn Thiel.
- The Cavaliers claimed their fourth victory of the series with Utah in as many games.
- UVA, now 4-4, got back to .500 on the season.

ADDITIONAL NOTES

- For the third time of his career, Truitt Sunderland scored a career-high six goals. Sunderland also scored six goals in UVA's 2025 and 2026 season openers, both of which were against Colgate.
- Senior attackman Ryan Colsey extended his goal streak to 22 games dating back to last year's season opener, a span in which he's totaled 47 goals.
- McCabe Millon (2g, 3a), who entered Saturday's game as the Division I leader in assists and points per game, has recorded at least five points in all but one game so far this season.
- Faceoff specialist Andrew Greenspan won a career-high 15 faceoffs on 19 attempts. His previous best was 13 wins against Syracuse last season.
- UVA goaltender Jake Marek finished with a season-high 14 saves.
- Saturday's contest marked the first lacrosse game held at Scott Stadium since April 2, 2011, when the No. 6 Cavaliers fell 12-7 to No. 10 Maryland. UVA went on to defeat the Terrapins 9-7 in the national championship game and capture the program's fifth NCAA title.

	1st	2nd	3rd	4th	Final
Utah	3	1	4	3	11
Virginia	1	4	7	4	16

UTAH SCORING

GOALS: Will Overly 4; Ryan Stines 1; Jordan Reed 1; Karson Sparks 1; Luke Mcnamara 4.
ASSISTS: Karson Sparks 1; Zachary White 4; Luke Mcnamara 1; Cade Faulkner 1; Nathan Chalmers 2.

VIRGINIA SCORING

GOALS: Truitt Sunderland 6; Ryan Duenkel 1; Joey Terenzi 1; Brendan Millon 1; McCabe Millon 2; Chase Band 1; Ryan Colsey 4.
ASSISTS: Ryan Duenkel 1; Joey Terenzi 1; Brendan Millon 3; McCabe Millon 3.

Team Statistics Comparison

UVA	Category	UTAH
42	Shots	40
39	Ground Balls	36
22-31	Faceoffs	9-31
21-24	Clears	21-22
0-0	Extra-Man Opps	2-3
14	Saves	13
15	Turnovers	16

7	Virginia	12
	#10 Maryland (30T)	13

March 14, 2026 • College Park, Md. • SECU Stadium

COLLEGE PARK, Md. — In their first game that required at least three overtime periods since the 2009 seven-overtime thriller against Maryland, the Cavaliers were on the wrong end of this year's meeting with the 10th-ranked Terrapins. As UMD midfielder Zach Whittier flashed behind the cage, he reeled in a pass from attackman Leo Johnson, wrapped around the far side of the crease and buried his second goal of the afternoon to solidify a 13-12 win for the Terrapins 2:35 into the third overtime at SECU Stadium Saturday afternoon (March 14).

The Cavaliers trailed for most of the contest after falling behind in the first quarter, but rallied to retake the lead with 3:47 left in the fourth. Nearly three minutes later, Johnson spun to split two UVA defenders and notched his third goal of the afternoon, a blow that ultimately sent the 99th meeting between two of college lacrosse's most storied programs to overtime. Saturday's contest marked the fourth one-score game – including third in overtime – in the last nine meetings between the rivals.

Balanced scoring from eight Cavaliers was on full display Saturday afternoon. UVA was led by Truitt Sunderland (2g, 1a) and Brendan Millon (2g, 2a), both of whom notched three points each. In his first game back since UVA's contest at Richmond (Feb. 14) earlier this season, Joey Terenzi (1g, 1a, 2g) also provided a spark for the Hoos, particularly on the faceoff wings. Defensively, John Schroter stood out among the pack as he finished with a season-high four caused turnovers. UVA goaltender Jake Marek (2-3) finished with nine saves.

The Cavaliers could not capitalize on a two-man-down situation in the first after a UVA shot rang off the post and UMD netminder Brian Ruppel (14 saves) turned away back-to-back Cavalier shots. After UVA received goals from Terenzi, who was in his first game back since Feb. 14, and long-stick midfielder Robby Hopper, the score was tied 5-5. Maryland scored the next two to lead it 7-5 at the intermission. The Terps grasped their largest lead of the game, 11-8, after posting four goals in the third, the last of which was Johnson's second of the day. After UMD was flagged for an illegal hit to the head on Ryan Duenkel, UVA missed out being man-up for two full minutes after McCabe Millon retaliated. The Cavaliers' offense came alive in the fourth, when they began dodging Terrapin short-stick defenders from behind the cage, which fueled a four-goal run and gave the Hoos their first lead [12-11] since the first quarter.

The Cavaliers committed three of their 12 total turnovers in the first overtime period. After UMD All-American defenseman Will Schaller exited the game with an apparent lower-body injury in the second overtime, UVA attackman McCabe Millon (1g, 2a) tried to provide a spark for the Hoos in the second overtime, but to no avail. In the third overtime, Ruppel denied attempts from Band, Duenkel, and Colsey – the last of which clanged off the post and deflected out of bounds. After clearing the ball, Whittier eluded his defender on an off-ball cut behind the cage before hammering home perhaps Maryland's most consequential goal of the season to date.

NOTES

- The game was UVA's first that required at least three overtime periods since the Cavaliers defeated Maryland 10-9 in seven overtimes on March 28, 2008, at Klöckner Stadium.
- Four of the last nine games of the series have been determined by one goal, including three in overtime.
- UVA outscored Maryland 4-1 in the fourth quarter.
- UVA's man-down unit held the Terrapins scoreless on all four of their extra-man chances.
- Senior attackman Ryan Colsey extended his goal streak to 21 games dating back to last year's season opener, a span in which he's totaled 43 goals.
- Defenseman John Schroter finished with a season-high four caused turnovers.
- In his first game back since Richmond (Feb. 14) of this year, midfielder Joey Terenzi finished with one goal and one assist, the most points he's had in a game since he also had two at Richmond on Feb. 17, 2024.
- UVA long-stick midfielder Robby Hopper scored his first career goal in the second quarter.
- The Cavaliers only committed 12 turnovers, their fewest in a game since recording 11 at Notre Dame on April 12, 2025.
- Faceoff specialist Andrew Greenspan was 4 for 8 at the faceoff X, which included a win in the first overtime period against Maryland's Henry Dodge. Dodge leads the nation in faceoff win percentage this year.
- With the win, Maryland improved to 53-46 in the all-time series, which began in 1926. Saturday's game was officially the 99th of the series between the Cavaliers and Terrapins.

	1st	2nd	3rd	4th	OT	2OT	3OT	Final
Virginia	2	3	3	4	0	0	0	12
#10 Maryland	4	3	4	1	0	0	1	13

VIRGINIA SCORING

GOALS: Truitt Sunderland 2; Ryan Duenkel 1; Joey Terenzi 1; Brendan Millon 2; Robby Hopper 1; McCabe Millon 1; Chase Band 2; Ryan Colsey 2.
ASSISTS: Truitt Sunderland 1; Joey Terenzi 1; Brendan Millon 1; McCabe Millon 2.

MARYLAND SCORING

GOALS: Aidan Aitken 1; Thomas Gravino 1; Braden Erksa 1; Zach Whittier 2; Spencer Ford 1; Leo Johnson 3; Elijah Stobaugh 2; Chris Lyons 1; Matt Higgins 1.
ASSISTS: Braden Erksa 4; Zach Whittier 1; Leo Johnson 1; Matt Higgins 2.

Team Statistics Comparison

UVA	Category	UMD
38	Shots	41
32	Ground Balls	26
12-30	Faceoffs	18-30
24-26	Clears	21-23
0-3	Extra-Man Opps	0-4
9	Saves	14
12	Turnovers	18



GAME 6	Towson	13
	#17 Virginia	9

March 7, 2026 • Charlottesville, Va. • Klöckner Stadium

CHARLOTTESVILLE, Va. — A six-goal run bridging the first and second quarters propelled Towson (3-3) past No. 17 Virginia (3-3) in its 13-9 win Saturday evening (March 7) at Klöckner Stadium. The loss snapped Virginia's 15-game winning streak in the series, which had stood unbroken since 2001. Prior to Saturday's game, the Tigers had not defeated the Cavaliers since the first round of the 1991 NCAA Tournament.

Towson attackman Alex Roussel posted a game-high nine points on five goals and four assists, and goaltender Matt Nilan (3-3) tallied 15 saves to earn the win in net. Roussel's nine points are the most by a UVA opposing player since Duke's Brennan O'Neill also had nine points on March 31, 2023.

Virginia was led Truitt Sunderland, who finished with three goals – to notch his 10th career hat trick – and an assist. For the sixth consecutive game, McCabe Millon (1g, 4a) finished with at least five points. UVA netminder Jake Marek (2-2) finished with 10 saves, including seven in the second half.

Two teams traded man-up goals to start the contest. Sunderland's first goal of the afternoon gave the Cavaliers their second lead of the day, but it only lasted for seven seconds. Roussel scored three straight to ignite the Tigers' six-goal spree, which it carried into the second quarter. By the end of the first half, UVA narrowly trimmed its deficit to four [9-5].

Roussel's fifth strike of the evening opened the scoring in the second half, after which UVA claimed four of the next five goals to cut its deficit to two [11-9]. Despite outshooting the Tigers 14-5 in the fourth quarter, UVA was shutout for the final 16:07.

NOTES

- With the loss, Virginia's 15-game win streak in the Towson series came to a close. UVA now leads the all-time series, which began in 1972, 18-4.
- UVA's 15-game win streak was the program's second-longest among all active Division I opponents. Only UVA's 25-game win streak over VMI was longer than that against the Tigers entering Saturday's game.
- Both UVA and Towson are now 3-3 this season; neither team has won back-to-back games.
- Seven of the Cavaliers' nine goals were assisted. UVA entered Saturday's contest as the nation's leader in assists per game. Virginia now has 64 assists in six games played this season.
- **McCabe Millon** (1g, 4a) tallied a team-high five points. Millon, who led the nation in points per game entering Saturday's contest, has recorded at least five points in all six games so far this season.
- Senior attackman **Ryan Colsey** extended his goal streak to 20 games dating back to last year's season opener, a span in which he's totaled 41 goals.
- Towson attackman Alex Roussel (5g, 4a) posted a game-high nine points, the most by a UVA opposing player since March 31, 2023, when Duke's Brennan O'Neill also had nine at Klöckner Stadium.
- The night game was UVA's first of two scheduled to be contested at Klöckner Stadium this season. The Cavaliers host Dartmouth on Monday, March 23 at 7 p.m.
- It was also UVA's first night game at Klöckner Stadium since Feb. 18, 2025, when it defeated High Point, 17-8.
- Saturday's contest was UVA's annual HEADstrong Foundation dedication game. The HEADstrong Foundation is a non-profit organization that offers financial, residential, and emotional support to families affected by cancer.

	1st	2nd	3rd	4th	Final
Towson	4	5	3	1	13
#17 Virginia	2	3	4	0	9

TOWSON SCORING

GOALS: Alex Roussel 5; Mikey Weisshaar 1; Ryan Schrier 1; Alex Vieni 1; Joaquin Villagomez 3; Will Schoonmaker 1; Trevor Phipps 1.

ASSISTS: Alex Roussel 4; Ryan Schrier 1; Kai Lopez 1; Joaquin Villagomez 1; Joe Meidling 1.

VIRGINIA SCORING

GOALS: Truitt Sunderland 3; Ryan Duenkel 1; Brendan Millon 2; McCabe Millon 1; Chase Band 1; Ryan Colsey 1.

ASSISTS: Truitt Sunderland 1; Brendan Millon 1; McCabe Millon 4; Ryan Colsey 1.

Team Statistics Comparison

UVA	Category	TU
40	Shots	38
49	Ground Balls	49
12	Faceoffs	14
22-28	Clears	22-27
2-3	Extra-Man Opps	1-4
11	Saves	15
19	Turnovers	26

GAME 5	#17 Virginia	14
	High Point	7

March 3, 2026 • High Point, N.C. • Vert Stadium

HIGH POINT, N.C. — No. 17 Virginia (3-2) scored the game's first four goals and cruised to a 14-7 road victory over High Point Tuesday evening (March 3) at Vert Stadium.

The win is UVA's second consecutive on the road and comes only two days after a 14-13 heartbreaking defeat to then-No. 16 Johns Hopkins this past Saturday.

UVA starting goaltender Jake Marek (2-1) shined in net on the way to his second win of the season. Marek finished with nine saves, including four in the fourth quarter, and only five goals allowed in 52:50 of action. He also tied for a game-high four caused turnovers.

With the help of Marek, Virginia's man-down unit held the Panthers scoreless on all three of their extra-man opportunities.

Offensively, the Cavaliers were led by Truitt Sunderland (3g, 2a), Brendan Millon (2g, 3a) and McCabe Millon (2g, 4a). Sunderland notched his ninth career hat trick. Eleven of UVA's 14 goals were assisted.

NOTES

- Virginia earned its second consecutive victory on the road this season.
- The Cavaliers improved to 7-2 in the all-time series and tallied their fifth consecutive win over High Point.
- With the win UVA (3-2) pulled above .500 overall on the season.
- Senior attackman **Ryan Colsey** extended his goal streak to 19 games dating back to last year's season opener, a span in which he's totaled 40 goals.
- With three goals and two assists, **Truitt Sunderland** notched his ninth career hat trick.
- **McCabe Millon**, who entered Tuesday's contest as the nation's points leader, finished with six points on two goals and four assists. Millon now has 14 goals and 19 assists this season.
- **Brendan Millon** finished with two goals and three assists. Brendan Millon now has 11 goals and 13 assists.
- Brothers McCabe and Brendan Millon entered Tuesday's game Nos. 1 and 2, respectively, among all ACC players in points per game.
- **Sean Browne** bookended scoring for the Hoos, an effort that marked his first career multi-goal performance.
- **Tim Myers** scored his first career goal with 3:12 remaining in the first quarter.
- Defenseman **Aidan Murnane** and goaltender **Jake Marek** totaled four caused turnovers each, both of which are the most by a UVA player in a game this year.
- Marek also achieved a 5.68 goals-against average, his career best (minimum 36:00 played), and the best average by a Cavalier since April 6, 2024, when Matthew Nunes held North Carolina to five goals in the first 55:09 of play.
- High Point committed 24 turnovers, the second most by a UVA opponent this season.

	1st	2nd	3rd	4th	Final
#17 Virginia	5	3	4	2	14
High Point	1	2	2	2	13

VIRGINIA SCORING

GOALS: Truitt Sunderland 3; Ryan Duenkel 1; Brendan Millon 2; McCabe Millon 2; Chase Band 2; Ryan Colsey 1; Tim Myers 1; Sean Browne 2.

ASSISTS: Truitt Sunderland 2; Ryan Duenkel 1; Will Inderlied 1; Brendan Millon 3; McCabe Millon 4.

HIGH POINT SCORING

GOALS: Ryan Hynes 1; Owen Bunten 4; Luca Accardo 1; Carson Robins 1.

ASSISTS: Justin Wixted 4; Ryan Hynes 1; Owen Bunten 1.

Team Statistics Comparison

UVA	Category	HPU
39	Shots	31
37	Ground Balls	28
12	Faceoffs	13
17-22	Clears	16-23
1-2	Extra-Man Opps	0-3
9	Saves	11
18	Turnovers	24





GAME 4	#16 Johns Hopkins	14
	#13 Virginia	13

Feb. 28, 2026 • Charlottesville, Va. • Klöckner Stadium

CHARLOTTESVILLE, Va — No. 13 Virginia jumped out to a 5-1 lead but surrendered a late surge in a 14-13 loss to No. 16 Johns Hopkins at Klöckner Stadium. The Blue Jays scored 10 of the game's final 12 goals to secure their first lead late and held on, marking the third straight one-goal game between the programs. The matchup was the 100th in a series that began in 1904.

Virginia built an 8-3 halftime advantage and extended it to 11-4 early in the third quarter behind strong ball movement and timely defense. Ryan Duenkel scored twice during the opening run, and the Cavaliers appeared in control after defenseman Tommy Snyder scored his first career goal in transition. However, a late third-quarter push by Hopkins trimmed the deficit to 12-8 entering the fourth.

Hopkins attackman Hunter Chauvette scored a game-high six goals, including the go-ahead strike in the final minutes. Goaltender Oran Gelinias earned the win in relief after starter Dash Lamitie exited in the first quarter. The Blue Jays closed the game with six consecutive goals to take a 14-12 lead before holding off a last-minute Virginia push.

Ryan Colsey led Virginia with three goals, two assists and five ground balls, while McCabe Millon (2g, 3a) also tallied five points. Freshman Brendan Millon contributed two goals and two assists in his first start at attack. Despite a late goal by Truitt Sunderland to pull within one, UVA's final attempts were denied as Hopkins retained the Doyle Smith Cup for the third straight year.

NOTES

- Including Saturday's game, ten of the last 17 meetings have been decided by one goal. UVA is now 5-5 in such contests.
• Senior attackman Ryan Colsey extended his goal streak to 18 games dating back to last year's season opener, a span in which he's totaled 39 goals.
• The game was UVA's first at Klöckner Stadium this season after its season opener, a 19-14 win over Colgate (Feb. 8), was moved to the George Welsh Indoor Football Practice Facility due to frigid temperatures.
• Saturday's contest also marked the latest in a season that UVA has played its first game at Klöckner Stadium since 2004, when the Cavaliers didn't open at home until March 6 against Syracuse.
• This year marked the 20th anniversary of the establishment of the Doyle Smith Cup. Beginning with the 2006 meeting, UVA and Hopkins came together to honor the life and legacy of Edward "Doyle" Smith and his lasting contributions to both programs and the game at the national level.
• The game was part of a doubleheader with the UVA women's lacrosse team, which fell 16-8 to No. 2 Stanford.
• Saturday's doubleheader is also the men's and women's annual One Love game, an event created in 2010 to honor former Virginia women's lacrosse player Yeardeley Love and support the One Love Foundation, a national nonprofit dedicated to educating, empowering, and activating young people to end relationship violence and promote healthy relationships.

	1st	2nd	3rd	4th	Final
#16 Johns Hopkins	2	1	5	6	14
#13 Virginia	6	2	4	1	13

JOHNS HOPKINGS SCORING

GOALS: Jimmy Ayers 3; Liam Burke 1; Matt Collison 1; Brooks English 1; Charlie Iler 1; Warry Colhoun 1; Hunter Chauvette 6.

ASSISTS: Jimmy Ayers 2; Erik Chick 1; Matt Collison 2; Brooks English 4; Chuck Rawson 1; Oran Gelinias 1.

VIRGINIA SCORING

GOALS: Truitt Sunderland 1; Ryan Duenkel 2; Brendan Millon 2; McCabe Millon 2; Chase Band 1; Ryan Colsey 3; Hudson Hausmann 1; Tommy Snyder 1.

ASSISTS: Truitt Sunderland 1; Brendan Millon 2; McCabe Millon 3; Chase Band 1; Ryan Colsey 2; Luke Hublitz 1.

Team Statistics Comparison

UVA	Category	JHU
43	Shots	37
38	Ground Balls	37
18	Faceoffs	12
13-15	Clears	19-22
1-3	Extra-Man Opps	2-3
12	Saves	6
17	Turnovers	13

GAME 3	#17 Virginia	19
	Stony Brook	7

Feb. 21, 2026 • Stony Brook, N.Y. • LaValle Stadium

STONY BROOK, N.Y. — No. 17 Virginia (2-1) scored 11 seconds in, and the rest was never in doubt as UVA cruised to a decisive 19-7 victory over Stony Brook (0-3) at LaValle Stadium Saturday afternoon (Feb. 21). In his return to his former post, Lars Tiffany became only the third UVA head coach in program history to tally 100 wins, joining legends Jim "Ace" Adams and Dom Starsia.

Eleven Cavaliers found the back of the net, including Brendan Millon (5g, 2a), who led all players with seven points. His brother, McCabe Millon (2g, 4a) added six points and true freshman faceoff specialist Griff Meyer scored two goals and logged his first career assist. Meyer was 11 for 17 at the faceoff X, his second straight game finishing above .500 on faceoffs.

In his first start of the season, Kyle Morris (1-0) earned the win in net and stopped eight Seawolve shots. He averaged only 7.57 goals-against in 47:32 of action. Virginia's man-down unit shut out SBU on all its five extra-man opportunities.

The Cavaliers scored the first seven goals after McCabe Millon opened the barrage on an assist from Meyer on the first play of the game. UVA led 7-1 by the end of the first quarter. UVA kept rolling in the second with three more early goals and Brendan Millon's first career hat trick, heading into halftime up 11-3 while Morris piled up saves. The Hoos added three unassisted goals in the third - including Meyer's highlight-reel spin move through multiple checks followed by a backhanded finish to notch his second score of the day. UVA's surged continued into the fourth quarter with four more scores, highlighted by Sean Browne's first career goal, as reserves saw action to cap the rout.

NOTES

- UVA improved to 13-0 in the all-time series with Stony Brook.
• Lars Tiffany became only the third coach in UVA history to tally 100 wins as UVA head coach. In his 10th season Virginia, Tiffany is now 100-45 as Cavalier head coach.
• Tiffany also improved 3-0 all-time against his former team. Tiffany was named the Seawolves' fourth head coach on Aug. 10, 2004, and spent two seasons (2005-06) in that position.
• UVA's man-down unit held the Seawolves off the scoreboard on all five of their extra-man opportunities.
• Stony Brook's seven goals are the fewest by a Cavalier opponent in a true road game since their 8-5 win over Manhattan in Riverdale, N.Y.
• In his third career game, true freshman Brendan Millon tallied five goals - his first career hat trick - and two assists.
• Senior attackman Ryan Colsey extended his scoring streak to 17 games dating back to last year's season opener, a span in which he's totaled 36 goals.
• Faceoff specialist Griff Meyer finished with two goals and one assist. The last time a UVA faceoff specialist scored two goals in a game was April 7, 2023, when Petey LaSalla notched two in a 19-12 victory at No. 10 North Carolina.
• Sean Browne notched his first career goal with 12:28 in the fourth quarter. Browne missed the 2025 season due to injury.
• In his homecoming, Manhasset, New York, native Charles Balsamo scored his third goal of the season in the third quarter.
• With two goals, Chase Band logged his first career multi-goal effort.
• Kyle Morris earned his first win in net since UVA's 17-8 win over High Point on Feb. 18, 2025.
• After missing UVA's first two games of the season, senior defenseman John Schroter made his season debut.

	1st	2nd	3rd	4th	Final
#17 Virginia	7	4	3	5	19
Stony Brook	1	2	3	1	7

VIRGINIA SCORING

GOALS: Charles Balsamo 1; Truitt Sunderland 2; Ryan Duenkel 1; Will Inderlied 1; Brendan Millon 5; McCabe Millon 2; Chase Band 2; Ryan Colsey 1; Johnny Hackett 1; Sean Browne 1; Griff Meyer 2.

ASSISTS: Charles Balsamo 1; Truitt Sunderland 1; Ryan Duenkel 1; Brendan Millon 2; Robby Hopper 1; McCabe Millon 4; Owen Crann 1; Griff Meyer 1.

STONY BROOK SCORING

GOALS: Tanner Williams 1; Collin Williamson 4; Brendan Marino 1; Justin Bonacci 1.

ASSISTS: Caleb Yeung 1; Collin Williamson 1; Sean Carlo 1; Kian McCoy 2.

Team Statistics Comparison

UVA	Category	SBU
42	Shots	36
41	Ground Balls	24
18	Faceoffs	11
21-22	Clears	19-21
1-3	Extra-Man Opps	0-5
10	Saves	7
14	Turnovers	16



GAME 2	#13 Virginia	12
	#8 Richmond	18

Feb. 14, 2026 • Richmond, Va. • Robins Stadium

RICHMOND, Va. — No. 8 Richmond (2-0) scored 11 of the final 16 goals on the way to its 18-12 victory over No. 13 Virginia (1-1) at Robins Stadium on Saturday afternoon (Feb. 14). Less than a week after UVA was forced to play its season opener indoors due to frigid temperatures, a lively crowd of 3,896 was in attendance under seasonally warm, sunny skies.

Goalkeeper Connor Knight (2-0) dazzled in net for the Spiders, finishing with a career-high 18 saves to earn his second win of the year.

For the second consecutive game, **McCabe Millon** stood out among the Hoos. He finished with a game-high seven points on four goals and three assists. Millon now has eight goals and eight assists in two games so far this season.

Virginia's **Jake Marek** (0-2), who made his second straight start Saturday, and **Kyle Morris** split goaltending duties, but the duo combined for only 11 saves after facing 40 Spider shots.

The teams were tied 4-4 after one, as Richmond scored with four seconds left to wipe out UVA's lead. **Ryan Colsey** had two goals and two assists – extending his scoring streak to 16 games – while McCabe Millon handed out two first-quarter assists and later scored three goals in 65 seconds to erase a 7-4 deficit. The Spiders closed the half on top, 9-7, behind four first-half goals from Aidan O'Neil. O'Neil finished with five goals and one assist.

Richmond pushed its run to seven straight goals spanning the second and third quarters to seize control. UVA answered with four of the next five, including two from **Brendan Millon**, to pull within three [15-12], but the Spiders scored the final three goals to seal their second straight win in the series.

NOTES

- Junior attackman **McCabe Millon** (4g, 3a) led all players with seven points. In only two games this season, Millon has eight goals and eight assists.
- Senior attackman **Ryan Colsey** extended his scoring streak to 16 games dating back to last year's season opener, a span in which he's totaled 35 goals.
- Sophomore midfielder **Sean Browne** made his UVA debut. He missed the 2025 season and UVA's 2026 season opener due to injury.
- Senior midfielder **Joey Terenzi** made his season debut, his first appearance since the Ohio State game on Feb. 22, 2025.
- Sophomore defenseman **Luke Hublitz** made his first career start.
- Sophomore midfielder/attackman **Ryan Duenkel** scored his first career goal in the first quarter. He finished with two goals.
- True freshman faceoff specialist **Griff Meyer** won 17 of his 28 attempts at the center X. The last time a UVA faceoff specialist won 17 draws was in UVA's 17-14 win over Georgetown in the 2023 NCAA quarterfinals in Albany, N.Y., when Petey LaSalla also finished with 17 wins.
- The last time a UVA true freshman won at least 17 faceoffs was Petey LaSalla, who did so on four occasions in 2019.
- Virginia was 19 for 20 on its clear attempts.

	1st	2nd	3rd	4th	Final
#13 Virginia	4	3	3	2	12
#8 Richmond	4	5	6	3	18

VIRGINIA SCORING

GOALS: Truitt Sunderland 1; Ryan Duenkel 2; Brendan Millon 2; McCabe Millon 4; Chase Band 1; Ryan Colsey 2.

ASSISTS: Joey Terenzi 1; Brendan Millon 1; McCabe Millon 3; Ryan Colsey 2.

RICHMOND SCORING

GOALS: Aidan O'Neil 5; Joe Sheridan 4; Charlie Packard 1; Gavin Creo 2; Daniel Picart 3; Jack Ricciardi 2; Jack Pilling 1.

ASSISTS: Aidan O'Neil 1; Joe Sheridan 1; Gavin Creo 1; Daniel Picart 1; Jack Ricciardi 1; Ryan Thompson 1; Brayden Penafeather-Stevenson 1.

Team Statistics Comparison

UVA	Category	UR
43	Shots	40
38	Ground Balls	31
21	Faceoffs	13
19-20	Clears	22-25
0-1	Extra-Man Opps	0-0
11	Saves	18
14	Turnovers	12

GAME 1	Colgate	14
	#14 Virginia	19

Feb. 8, 2026 • Charlottesville, Va. • George Welsh IPF

CHARLOTTESVILLE, Va. — **Truitt Sunderland** (6g, 2a), **McCabe Millon** (4g, 5a) and **Ryan Colsey** (4g, 1a) combined for 14 goals as the Cavaliers (1-0) pulled away in the second half of their season opener, defeating Colgate (0-2) 19-14 on Sunday afternoon (Feb. 8). The contest was the first-ever lacrosse game held at the George Welsh Indoor Football Practice Facility, which does not accommodate spectators.

The trio of Colsey, Sunderland and McCabe Millon also made up the Cavaliers' starting attack in 2025. Sunderland's six goals matched his career high, which he also achieved in last year's season-opening win over Colgate. McCabe Millon's five assists and nine points are also career highs. McCabe's younger brother, freshman **Brendan Millon**, dished out five assists in his collegiate debut as a starting offensive midfielder. Fittingly, the first assist of his career came on a feed to his older brother in the first quarter, a goal that gave Virginia the lead.

After trailing 13-5 on faceoffs in the first half, UVA was able to out-manuever the Raiders in the second half, 10-7. **Griff Meyer** (10-23 FO) and **Henry Metz** (5-9 FO) spearheaded the second-half effort for the Cavaliers.

UVA's starting goalie **Jake Marek** (1-0), a transfer from Air Force, earned the win in net after stopping nine Raider shots and only allowed two goals in the fourth quarter. Colgate starting goaltender Andrew Lehman (0-2) made 13 saves in his second start of the season.

NOTES

- The Cavaliers improved to 6-0 in the all-time series with Colgate.
- UVA won its seventh consecutive season opener.
- Lars Tiffany improved to 9-1 in season openers as UVA head coach.
- Tiffany, whose first season in Charlottesville was in 2017, earned his 99th win as UVA head coach.
- UVA finished with 17 assists, the most in a game by any NCAA Division I team (as of Feb. 13).
- Eleven Cavaliers in Ben Boyer, Owen Crann, Ryan Duenkel, Robby Hopper, Luke Jamin, Jake Marek, Michael Meredith, Griff Meyer, Brendan Millon, Aidan Murnane and Lindan Verville made their UVA debuts.
- The contest was the first-ever lacrosse game played inside the George Welsh Indoor Football Practice facility and UVA's first home game away from Klöckner Stadium since the 2021 Army game, which was held at the Lower Turf practice field.
- Excluding the JMA Wireless Dome (Syracuse, N.Y.), it was also UVA's first indoor game since facing Notre Dame at the Loftus Sports Center in 2014.
- Colsey extended his scoring streak to 15 games, dating back to last year's season opener, a span in which he's totaled 33 goals.
- McCabe Millon set career highs in both assists (5) and points (9).
- Sunderland tied his career high of six goals.
- Against his former team, defenseman Murnane made 40th career start in his first game back since suffering a season-ending injury in the Raiders' 2025 opener against Penn State.
- Former UVA standout attackman **Connor Shellenberger** made his coaching debut as an assistant coach. Shellenberger primarily assists with the development of the program's attackmen and offensive midfielders.

	1st	2nd	3rd	4th	Final
Colgate	3	5	4	2	14
#14 Virginia	5	4	6	4	19

COLGATE SCORING

GOALS: Hunter Drouin 2; Freddy Fowler 3; Andrew Kiefer 2; Casey Quinson 4; Ryan Favaro 2; Andy Croddick 1.

ASSISTS: Hunter Drouin 1; Freddy Fowler 2; Ryan Favaro 1; Fischer Burke 1.

VIRGINIA SCORING

GOALS: Charles Balsamo 1; Truitt Sunderland 6; McCabe Millon 4; Chase Band 1; Ryan Colsey 4; Hudson Hausmann 1; Johnny Hackett 1; Henry Metz 1.

ASSISTS: Truitt Sunderland 2; Ryan Duenkel 2; Brendan Millon 5; McCabe Millon 5; Chase Band 1; Ryan Colsey 1; Jake Marek 1.

Team Statistics Comparison

COL	Category	UVA
43	Shots	55
44	Ground Balls	33
20	Faceoffs	15
16-21	Clears	23-27
5-7	Extra-Man Opps	2-6
13	Saves	10
26	Turnovers	15



2026 ACC MEN'S LACROSSE CHAMPIONSHIP



**FRIDAY
MAY 1**

**SUNDAY
MAY 3**

#1 NOTRE DAME

ACCN 5 pm
ESPN

#4 VIRGINIA

ACCN Noon
ESPN

ACC CHAMPION

#2 NORTH CAROLINA

ACCN 8 pm
ESPN

#3 SYRACUSE

AMERICAN LEGION MEMORIAL STADIUM • CHARLOTTE, N.C. • MAY 1 & 3, 2026



Numerical Roster

No.	Name	Pos.	Yr.	Ht.	Wt.	Hometown	High School / Previous School
00	Charles Balsamo	M	Sr.	5-8	180	Manhasset, N.Y.	Chaminade / Duke
3	Truitt Sunderland ©	A	Sr.	5-11	160	Baltimore, Md.	Calvert Hall College
4	Ryan Duenkel	A/M	So.	5-8	180	Great Falls, Va.	St John's College
5	Joey Terenzi ©	M	Sr.	5-10	180	Manhasset, N.Y.	Manhasset
6	Will Inderlied	M	Gr.	6-2	190	Virginia Beach, Va.	Norfolk Academy
7	Brendan Millon	A	Fr.	6-1	180	Reisterstown, Md.	McDonogh School
8	Robby Hopper	D	Fr.	6-5	195	Severna Park, Md.	Archbishop Spalding
9	McCabe Millon	A	Jr.	5-10	180	Reisterstown, Md.	McDonogh School
10	Wills Burt	M	Jr.	6-0	185	Newton Square, Pa.	The Haverford School
11	Caulley Deringer	A/M	Jr.	5-8	170	Alexandria, Va.	Episcopal
12	Chase Band	A/M	Jr.	6-2	180	Potomac, Md.	The Bullis School
13	Ryan Colsey	A	Sr.	6-3	200	Ridgefield, Conn.	Ridgefield
14	Andrew Greenspan	FO	Jr.	5-11	175	Scarsdale, N.Y.	Brunswick School / Notre Dame
15	Hudson Hausmann	M	So.	6-1	190	Greenwich, Conn.	Brunswick School
16	Owen Crann	M	Fr.	5-11	180	Westford, Mass.	Middlesex School
17	Mack Till	M	Sr.	6-0	190	Englewood, Colo.	Trinity-Pawling School
18	Christian Grosso	FO	So.	5-8	160	Wellesley, Mass.	Noble & Greenough School
19	Tim Myers	M	Sr.	6-0	185	Charlottesville, Va.	St. Anne's-Belfield School
20	Will Erdmann	M	Jr.	6-0	180	Norwalk, Conn.	Brunswick School
21	Wes Martin	M	Fr.	6-1	195	Charlottesville, Va.	St. Anne's Belfield School
22	Eli Petty	D	Jr.	6-5	225	Richmond, Va.	Collegiate School
23	Johnny Hackett	A/M	Sr.	6-0	165	Winnetka, Ill.	New Trier / Bryant
24	Sean Browne	A/M	So.	6-5	210	Dallas, Texas	Episcopal School of Dallas
25	Henry Metz	M	Jr.	6-0	175	Bloomfield Hills, Mich.	Salisbury School
27	Jake Marek	G	Gr.	5-10	170	Plantation, Fla.	American Heritage School / Air Force
30	Griff Meyer	M	Fr.	5-7	185	Lawton Merion, Pa.	The Haverford School
31	Colin Hook	G	Jr.	5-10	175	Lutherville, Md.	St. Paul's School
32	Brayden Lahey	A	Fr.	5-10	175	Granger, Ind.	Trinity-Pawling School
33	Ben Boyer	D	Fr.	6-2	190	Dallas, Texas	Highland Park
34	Charlie Halpert	D	Fr.	6-2	185	Haverford, Pa.	The Haverford School
35	Burke McFarlane	A	Gr.	5-10	165	Ashburn, Va.	St. Paul VI Catholic / Tampa
36	Michael Meredith	D	So.	6-2	205	Towson, Md.	Boys' Latin / Jacksonville
37	Patrick Biese	G	Fr.	6-5	215	Chapel Hill, N.C.	Culver Academy
38	Kyle Morris	G	Sr.	5-11	195	Baltimore, Md.	Gilman School
42	Luke Jamin	D	So.	6-3	210	Rumson, N.J.	Rumson-Fair Haven Regional
44	Tommy Snyder	D	So.	6-5	205	Bay Shore, N.Y.	St. Anthony's
45	JP Lagunowich	M	So.	6-1	195	Chatham, N.J.	Chatham
48	Reese Stepanian	D	So.	6-3	200	Houston, Texas	St. John's School
49	John Schroter ©	D	Sr.	6-5	225	Leesburg, Va.	Riverside
50	Lindan Verville	M	Fr.	5-11	200	Needham, Mass.	Belmont Hill School
77	Troy Capstraw	G	So.	6-5	230	Daphne, Ala.	Daphne
81	Aidan Murnane	D	Gr.	6-1	195	Briarcliff Manor, N.Y.	Briarcliff / Colgate
88	Luke Hublitz	D	So.	6-2	200	Riverside, Conn.	Brunswick School
91	Cole Webber	D	Jr.	6-2	190	Garden City, N.Y.	Garden City

© – captain

Head Coach: Lars Tiffany (Brown '90), 10th season at UVA
Associate Head Coach: Kevin Cassese (Duke '03), 3rd season at UVA
Assistant Coach: Logan Greco (Virginia '19), 4th season at UVA
Assistant Coach: Connor Shellenberger (Virginia '24), 1st season at UVA
Operations Assistant: Brian Wilberger (Radford '95), 8th season at UVA
Athletic Trainer: Rebecca Vozzo (James Madison '02), 17th season at UVA

Alphabetical

No.	Name	Pos
00	Charles Balsamo	M
12	Chase Band	A/M
37	Patrick Biese	G
33	Ben Boyer	D
24	Sean Browne	A/M
10	Wills Burt	M
77	Troy Capstraw	G
13	Ryan Colsey	A
16	Owen Crann	M
11	Caulley Deringer	A/M
4	Ryan Duenkel	A/M
20	Will Erdmann	M
14	Andrew Greenspan	FO
18	Christian Grosso	M
23	Johnny Hackett	A/M
34	Charlie Halpert	D
15	Hudson Hausmann	M
31	Colin Hook	G
8	Robby Hopper	D
88	Luke Hublitz	D
6	Will Inderlied	M
42	Luke Jamin	D
45	JP Lagunowich	M
32	Brayden Lahey	A
27	Jake Marek	G
21	Wes Martin	M
35	Burke McFarlane	A
36	Michael Meredith	D
25	Henry Metz	M
30	Griff Meyer	M
7	Brendan Millon	A
9	McCabe Millon	A
38	Kyle Morris	G
81	Aidan Murnane	D
19	Tim Myers	M
22	Eli Petty	D
49	John Schroter ©	D
44	Tommy Snyder	D
48	Reese Stepanian	D
3	Truitt Sunderland ©	A
5	Joey Terenzi ©	M
17	Mack Till	M
50	Lindan Verville	M
91	Cole Webber	D

© – captain

PRONUNCIATION GUIDE

PLAYERS

6	Will Inderlied, M.....	En-duhr-leed
18	Christian Grosso, FO.....	Grah-soh
27	Jake Marek, G.....	Mare-ick
32	Brayden Lahey, A.....	Lay-hee
33	Ben Boyer, D.....	Boy-uhr
37	Patrick Biese, G.....	Byce
50	Lindan Verville, M.....	Vuhr-ville
42	Luke Jamin, D.....	Jay-mihn
88	Luke Hublitz, D.....	Hue-blitz

COACHES & STAFF

Kevin Cassese.....	Kuh-cese
Rebecca Vozzo, ATC.....	Voh-zoh

