



VIRGINIA

2026 MEN'S LACROSSE GAME NOTES



VIRGINIA ATHLETIC COMMUNICATIONS • 290 MASSIE RD • CHARLOTTESVILLE, VA 22904 • VIRGINIASPORTS.COM

2026 SCHEDULE/RESULTS

February

Date	Day	Opponent	TV	Result
8	Sun	Colgate	ACCNX	W, 19-14
14	Sat	at #8 Richmond	ESPN+	L, 12-18
21	Sat	at Stony Brook	Flo (\$)	W, 19-7
28	Sat	#16 Johns Hopkins	ACCNX	L, 13-14

March

Date	Day	Opponent	TV	Time
3	Tue	at High Point	ESPN+	W, 14-7
7	Sat	Towson	ACCN	L, 9-13
14	Sat	at #10 Maryland	BTN	L, 12-13 (30T)
21	Sat	! Utah	ACCNX	W, 16-11
23	Mon	Dartmouth	ACCN	W, 18-7
28	Sat	* #1 Notre Dame	ESPNU	W, 11-9

April

Date	Day	Opponent	TV	Time
4	Sat	* at #7 Duke	ACCN	W, 14-10
11	Sat	* at #5 Syracuse	ESPNU	4 p.m.
18	Sat	* North Carolina	ACCNX	Noon
24	Fri	Drexel	ACCN	2:30 p.m.

May

Date	Day	Opponent	TV	Time
1-3	-	& ACC Tournament	TBA	TBA
9-10	-	# NCAA First Round	TBA	TBA
16-17	-	\$ NCAA Quarterfinals	TBA	TBA
23-25	-	! NCAA Championships	TBA	TBA

Bold - Home game

* - ACC contest

! - Scott Stadium (Charlottesville, Va.)

& - American Legion Memorial Stadium (Charlotte, N.C.)

- Campus sites

\$ - James M. Stuart Stadium (Hempstead, N.Y.) or Delaware Stadium (Newark, Del.)

ON THE AIR

ESPNU

Cooper Boardman (play-by-play)
Paul Carcaterra (analyst)



WINA 1070 AM/98.9 FM

Luke Neer (play-by-play)
Doug Tarring (analyst)



NUMBERS TO KNOW

1

Brothers **Brendan Millon** (23g, 31a) and **McCabe Millon** (20g, 34a) are tied for first in the ACC in points per game (4.91).

3

In 43 all-time meetings between Virginia and Syracuse dating back to 1938, the two teams have been separated by only three goals (SU—567, UVA—564).

70

UVA's "Big Four" — **Ryan Colsey**, **Brendan Millon**, **McCabe Millon** and **Truitt Sunderland** — have accounted for 169 of the Cavaliers' 240 points this season, representing 70.4% of the team's total offensive production.

GAME

12

VIRGINIA CAVALIERS

7-4, 2-0 ACC

vs

SYRACUSE ORANGE

9-3, 1-1 ACC

SATURDAY, APRIL 11 • 4 P.M. • SYRACUSE, N.Y. • JMA WIRELESS DOME



VIRGINIA CAVALIERS

Rankings: 13-USILA, 9-IL
Head Coach: Lars Tiffany (Brown '90)
Record at UVA: 105-48 (10th year)
Career Record: 218-117 (22nd year)
Tiffany vs. SU: 5-6



SYRACUSE ORANGE

Rankings: 5-USILA, 6-Inside Lacrosse
Head Coach: Gary Gait (Syracuse '90)
Record at SU: 46-32 (5th year)
Career Record: Same
Gait vs. UVA: 2-3

GAME SETUP

Facility: JMA Wireless Dome
Capacity: 30,219
TV: ESPNU
Radio: WINA (98.9 FM/1070 AM)
Series Record: SU leads, 22-21
In Syracuse: SU leads, 9-6
In Charlottesville: Tied, 9-9
Last Meeting: 3/29/2025, @UVA (L, 10-12)
First Meeting: 4/14/38, @UVA (L, 4-13)
Longest UVA Win Streak: 5 (2005-08)
Largest UVA Win: 9 (W, 20-11 • 2/26/22)
Tiffany vs. Gait: Tiffany leads, 3-2

GAME OVERVIEW

- Heading into the back half of ACC play on a four-game win streak, No. 13 Virginia (7-4, 2-0 ACC) plays the second of two ACC road games against No. 5 Syracuse (9-3, 1-1 ACC) Saturday afternoon (April 11).
- Opening faceoff from the JMA Wireless Dome is set for 4 p.m. on ESPNU and WINA (98.9 FM/1070 AM).
- Despite a 3-4 start that dropped them out of the nation's top 20, the Cavaliers enter Saturday's game atop the ACC standings as one of two unbeaten teams in conference play, along with North Carolina.

A WIN FOR THE CAVALIERS WOULD...

- Give UVA its first five-game win streak since tallying seven straight during the 2024 regular season.
- Tie the all-time series between Virginia and Syracuse, which began in 1938, at 22-22.
- Mark UVA's first at the JMA Wireless Dome since April 23, 2022, when it defeated the Orange 21-15 to clinch a share of the ACC championship, when the league title was previously determined by regular-season finish.
- Be UVA's third consecutive over an ACC and top-10 opponent, including a second victory against a top-5 team in that span.
- Mark UVA's first over a top-5 opponent in a true road game since its 14-10 win at then-No. 5 Maryland on March 16, 2024.
- Be the third of Central New York native Lars Tiffany's career at the JMA Wireless Dome. Tiffany, who attended Syracuse games in his youth, also won regular-season games as Cavalier head coach in 2019 and 2022.
- Hand Syracuse its first loss at The Dome this year. The Orange are currently 5-0 at home this season.

VIRGINIA'S PREVIOUS LINEUP

Attack	Yr.	G-A-P	Other	Notes	
3	Truitt Sunderland	Sr.	32-10-42	75 shots	Team captain; led UVA in goals (32) and points (51) in 2025
7	Brendan Millon	Fr.	23-31-54	70 shots	Leads all DI freshmen in assists and points; consensus No. 1 HS prospect
9	McCabe Millon	Jr.	20-34-54	74 shots	Former No. 1 HS prospect; led UVA in assists (27) in 2025
Offensive Midfield	Yr.	G-A-P	Other	Notes	
4	Ryan Duenkel	So.	10-6-16	33 shots	Former No. 1 HS prospect; missed 2025 due to injury
5	Joey Terenzi	Sr.	8-7-15	15 shots	Team captain; true two-way midfielder now focusing on offense
13	Ryan Colsey	Sr.	26-7-33	75 shots	Lefty-sharp shooter; has scored in all but two career games
Faceoff Specialists	Yr.	G-A-P	Other	Notes	
14	Andrew Greenspan	Jr.	0-0-0	51-87 FO	Transferred to UVA from Notre Dame after 2024; led UVA in faceoff wins & attempts in 2025
25	Henry Metz	Jr.	1-0-1	38-74 FO	UVA's No. 3 FOGO in 2025; former Michigan high school hockey player
30	Griff Meyer	Fr.	2-1-3	80-152 FO	Nation's No. 24 prospect, high school All-American
Defensive Midfield	Yr.	G-A-P	Other	Notes	
8	Robby Hopper (LSM)	Fr.	2-2-4	31 GB	Inside Lacrosse's top LSM and No. 8 overall prospect
10	Wills Burt	Jr.	0-0-0	19 GB	Athletic, physically gifted SSDM; Missed seven games in 2025 due to injury
15	Hudson Hausmann	So.	5-0-5	13 GB	True two-way midfielder; takes wing on faceoffs
17	Mack Till	Sr.	0-0-0	8 CT	UVA's most experienced SSDM; Contributes to UVA's man-down unit
Close Defense	Yr.	G-A-P	Other	Notes	
36	Michael Meredith	So.	0-0-0	13 CT	Transfer from Jacksonville; 2025 First Team All-ASUN
44	Tommy Snyder	So.	1-0-1	5 CT	Appeared in all 14 games in 2025 as a true freshman; can play close defense or LSM
49	John Schroter	Sr.	0-0-0	14 CT	Team captain; UVA's top defender; Preseason All-ACC
Goalies	Yr.	GAA/Sv%	W-L	Notes	
27	Jake Marek	Gr.	10.72/.516	6-3	Led Air Force to NCAA Tournament in 2025; Enrolled at UVA's nursing school
38	Kyle Morris	Sr.	12.47/.383	1-1	Redshirted in 2023; first career win was in 2OT over Johns Hopkins (NCAA QF)





QUICK FACTS

WHAT'S INSIDE

Quick Facts 2
University of Virginia/Athletic Communications 3
Series History/Stat Comparisons/This Week's Polls 4
Starting Lineups/Storylines 5
G-A-P Streaks/Multi-Point Games/Storylines 6
UVA's Record When/Storylines 7
Storylines 8
Head Coach Lars Tiffany/Storylines 9
Championship Weekend at Scott Stadium 10
The Last Time - Team 11
The Last Time - Individual/Scoring By Quarters 12
Scoring Runs/Largest Crowds 13
Program Records 14
Single-Game Top-10 Leaders 15
NCAA Tournament Results 16
Key Player Career Capsules 17-22
Season Statistics 23-33
NCAA Statistical Leaders 34
2026 Game Recaps 35-38
Numerical/Alphabetical Roster 40

UNIVERSITY OF VIRGINIA

Location Charlottesville, Va., 22904
Founded by Thomas Jefferson, 1819
Enrollment 25,944 (17,618 undergraduates)
President Scott C. Beardsley
Nicknames Cavaliers, Wahoos, Hoos
Colors Cavalier Orange & Jefferson Blue
Conference Atlantic Coast Conference
Stadium (Capacity) Klöckner Stadium (8,000)
Affiliation NCAA, Division I
Athletics Director Carla Williams
Executive Associate AD/SWA Armani Dawkins
Faculty Athletics Rep TBA
Athletics Website https://VirginiaSports.com

LACROSSE COACHING STAFF INFORMATION

Head Coach Lars Tiffany (Brown '90)
Record at Virginia 105-48 (.686), 10th season
Career Collegiate Record 218-117 (.651), 22nd season
Associate Head Coach Kevin Cassese (Duke '03)
Assistant Coach Logan Greco (Virginia '19)
Assistant Coach Connor Shellenberger (Virginia '24)
Operations Assistant Brian Wilberger (Radford '95)

TEAM INFORMATION

2025 Record 6-8, 0-4 ACC
Final Ranking USILA - 19; Inside Lacrosse - RV
Starters Returning (5) Colsey, Inderlied, Millon, Schroter Sunderland
Starters Lost (5) Fulton, Kology, Mencke, Nunes, Schutz
2026 Captains John Schroter, Truitt Sunderland, Joey Terenzi

PROGRAM HISTORY

First Year of Lacrosse 1904 (2026 is 97th season)
Total Number of Games 1,123
(No information is available on teams from 1904-07)
All-Time Record 718-400-5 (.642)
Longest Win Streak 17, 2006
Average Score 12-9 UVA
10+ Win Seasons 34
15+ Win Seasons 4

ACC HISTORY

Total ACC Titles 19
(1962, 1964, 1969, 1970, 1971, 1975, 1980, 1983,
1984, 1985, 1986, 1997, 1999, 2000, 2003, 2006,
2010, 2019, 2022)
Total ACC Tournament Titles 7
Record in ACC Title Game 7-10 (.412)
(1997, 1999, 2000, 2003, 2006, 2010, 2019)
ACC Regular-Season Titles 26

TEAM HONORS

National Championships 9
NCAA (1972, 1999, 2003, 2006, 2011, 2019, 2021)
USILA (1952, 1970)
Final Four Appearances 26
Final Four Record 18-19 (.486)
USILA First Team All-Americans 77
USILA Second Team All-Americans 86
Tewaaraton Trophy Winners 3
Chris Rotelli (2003), Matt Ward (2006), Steele Stanwick (2011)
Tewaaraton Trophy Finalists 13
Award's inception was 2000 & first awarded in 2001
ACC Player of the Year Winners 11
Most Recent: Cole Kastner (Defensive), 2022
Most Recent: Steele Stanwick (Offensive), 2012
ACC Coach of the Year Winners 11
Most Recent: Lars Tiffany, 2022
ACC Rookie of the Year Winners 14
Most Recent: Matthew Nunes, 2022
Lacrosse Hall of Fame Members 14

WHAT RETURNS IN 2026 BY PERCENT

Table with 4 columns: Category, 2025 Totals, Returning in 2026, Pct.
Games Played: 429, 252, 58.7
Games Started: 140, 73, 52.1
Goals: 154, 106, 68.8
Assists: 97, 69, 71.1
Points: 251, 175, 69.7
Shots: 576, 399, 69.3
Shots On Goal: 339, 240, 70.8
Man-Up Goals: 17, 12, 70.6
Game-Winning Goals: 6, 3, 50.0
Faceoffs Won: 173, 111, 64.2
Faceoff Attempts: 348, 233, 67.0
Ground Balls: 503, 244, 48.5
Caused Turnovers: 139, 72, 51.8
Penalties: 56, 30, 53.6
Penalty Minutes: 44:00, 21:30, 48.9





THE UNIVERSITY OF VIRGINIA

UNIQUELY UVA

The University of Virginia is an institution rich with history and tradition. Here is some of the terminology that contributes to UVA's culture.

Grounds: The term used by students, faculty and alumni to refer to the University dating as far back as Thomas Jefferson. "Campus" is never used.

First Year, Second Year, Third Year, Fourth Year: Instead of freshman, sophomore, junior, senior. Why you may ask? To be a "senior" implies that a person has reached the final phase of learning, a feat that Thomas Jefferson believed to be impossible, arguing instead that education is a life-long process.

Commonwealth: Virginia is one of four constituent states of the United States of America that officially uses the name "Commonwealth" instead of the word state in all references. The other three commonwealths are Kentucky, Massachusetts and Pennsylvania.

UNIVERSITY NICKNAMES

Virginia's athletics teams have been accompanied by a somewhat confusing array of nicknames. The most prominent and widely accepted of these monikers are "Cavaliers," "Wahoos" and "Hoos."

Although the terms "Cavaliers," "Wahoos" and "Hoos" are used almost interchangeably to refer to University teams and players, "Cavaliers" is more often used by the media, while "Wahoos" and "Hoos" are frequently used by Virginia students and fans.

Legend has it that Washington & Lee baseball fans dubbed the Virginia players "Wahoos" during the fiercely contested rivalry that existed between the two in-state schools in the 1890s. By 1940, "Wahoos" was in general use around Grounds to denote University students or events relating to them. The abbreviated "Hoos" sprang up later in student newspapers and has gained growing popularity in recent years.

THE CAVALIER MASCOT

The costumed Cavalier with a large character head debuted during Virginia's 1984 football season and has remained the official mascot of the University.

UNIVERSITY COLORS

Orange and blue were adopted as the University of Virginia's official athletic colors at a mass student meeting in 1888. UVA athletic teams had previously worn silver gray and cardinal red, but those colors did not stand out on muddy football fields, prompting a student movement to change them.

One of the students attending the mass meeting was Allen Potts, a star athlete who played on Virginia's first football team in 1888. Potts showed up at the meeting wearing a navy blue-and-orange scarf that he had acquired during a summer boating expedition at Oxford University. Orange and blue were chosen as the official athletic colors after one of Potts' fellow students pulled the scarf off Potts' neck and, waving it to the crowd, yelled, "How will this do?" UVA later served as the inspiration for schools like Auburn and Florida when they selected school colors.

WAH-HOO-WA

The origin of "Wah-hoo-wa" is uncertain. The cheer was used to root on Virginia teams as early as 1890 and may have been borrowed from Dartmouth College, whose athletics teams were once known as the Indians.

Legend attributes the yell to Natalie Floyd Otey, who sang the ballad "Where'er You Are, There Shall My Love Be" at Charlottesville's Levy Opera House in 1893. The predominantly student audience noticed that Otey warbled the first three words of the song between each of the stanzas and decided to join in the refrain. By evening's end, goes the legend, the crowd had corrupted "Where'er You Are" into "Wah-hoo-wah."

The Levy Opera House stands at the corner of High Street and Park Street and has since been renovated into an office building.

ATHLETIC COMMUNICATIONS

PATRICK BOLING

Assistant Director of Athletic Communications
Virginia Men's Lacrosse & Football
Mobile: 434.227.6008
pboling@virginia.edu
@p_boling23

MAILING ADDRESS

McCue Center
290 Massie Road
P.O. Box 400853
Charlottesville, VA 22904

CREDENTIALS

All credential requests should be sent to Patrick Boling via email (pboling@virginia.edu). Those who were granted an Olympic Sport season credential should use that to gain access to the media workspace at Klöckner Stadium. Media seating at Klöckner Stadium is first-come first-served at the designated media spots.

PHOTOGRAPHERS

All photography credential requests should be sent to Patrick Boling via email (pboling@virginia.edu).

RADIO

Broadcasts are made from the radio broadcast facilities in Klöckner Stadium. There is one courtesy line available for use by visiting radio crews. Arrangement for broadcasts must be validated in advance through the UVA Athletics Athletic Communications Office.

TELEVISION

Television rights for all home Virginia men's lacrosse games are owned by the Atlantic Coast Conference and ESPN. Permission must be obtained in advance to videotape the games for any purpose.

POSTGAME INTERVIEWS

Members of the media present for 2026 Virginia home men's lacrosse games will be invited on to the field to speak with head coach Lars Tiffany and select student-athlete(s) approximately 10-15 minutes after the conclusion of each game.

COVERING A GAME AT KLÖCKNER STADIUM

When covering a game being played at Klöckner Stadium, please include the umlaut above the letter 'o' in Klöckner. Mac users can do this by clicking Alt-u or Option-u and then typing the letter o. PC users should make sure their number lock is off and then type Alt 0246.



SERIES HISTORY

All-Time Series: SU leads, 22-21
In Syracuse: SU leads, 9-6
In Charlottesville: Tied, 9-9
Neutral Sites: UVA leads, 6-4
In NCAA Tournament: Tied, 4-4
In Overtime Games: SU leads, 4-2
Longest UVA Win Streak: 5 (2005-08)
Longest SU Win Streak: 4 (1997-99, 2000-02, 2015-18)
UVA's Largest Margin of Victory: 9 (20-11 @UVA), 2/26/22
SU's Largest Margin of Victory: 10 (20-10 @SU), 2/27/21

ALL-TIME SERIES RESULTS VS. SYRACUSE

Table with columns: Date, W/L, UVA, Opp, H/A/N. Lists game results from 4/14/38 to 2/26/22.

SERIES HISTORY

With its 12-10 victory over Virginia in last year's regular-season meeting at Klöckner Stadium, Syracuse took a 22-21 lead in the all-time series, which began in 1938. The last time the two teams met in the JMA Wireless Dome was on April 20, 2024, when both teams tallied five goals each in the fourth quarter, but the Orange scored the final four to earn an 18-17 win. The Hoos gained possession twice with under 45 seconds to play, but Cuse forced a turnover and goaltender Will Mark (15 saves) denied Jack Boyden's shot with seven seconds remaining to erase a UVA scoring chance that could have forced overtime. In its 21-15 victory over the Orange in 2022, UVA clinched a share of the ACC regular-season title - the program's 19th ACC championship - and its 21 goals also tied for the most by a Syracuse opponent in The Dome since it opened in 1980. The two schools battled only three times between 1938-93, but have met at least once each season from since 1994 with the exception of 2020 due to COVID-19. With its 12-10 win over the Orange in the 1999 national title game in College Park, Md., Virginia ended a 26-year drought without a national championship to its name. It marked UVA's first national crown since 1972 and the first of four NCAA championships under former UVA head coach Dom Starsia.

COMPARISONS (2026)

Comparison table between UVA and SU for 2026. Categories include Shot Statistics, Man-Up Opportunities, Goal Breakdown, Ground Balls, Turnovers, Caused Turnovers, Faceoffs (W-L), Clears, Penalties, and Minutes.

Recent game results table with columns: Date, W/L, UVA, Opp, H/A/N. Includes games from 4/23/22 to 3/29/25.

- NCAA Tournament
& - ACC Tournament
N9 - Hofstra
N10 - Delaware
N14 - Maryland (College Park, Md.)
N23 - M&T Bank Stadium (Baltimore, Md.)
N26 - Lincoln Financial Field (Philadelphia, Pa.)
N29 - Gillette Stadium (Foxborough, Mass.)

Virginia Goals: 564 Syracuse Goals: 567

UVA SERIES SUPERLATIVES

Goals 8, Doug Knight, 1996
Assists 6, Billy Hooper, 1950
Points 10, Doug Knight (8g, 2a), 1996
Saves 21, Chris Sanderson, 1998 (Gm 1)

The Orange nearly took the 1999 championship game into overtime as they scored five consecutive fourth-quarter goals to close to within one [10-9] with 3:36 remaining. UVA then received goals from freshman attackman Conor Gill and senior midfielder Henry Oakey in a 21-second span with less than three minutes remaining. The last time the two teams met in the NCAA Tournament was in the 2008 quarterfinals, when Cuse mounted a successful 12-11 come-from-behind victory. The Orange went on to capture the national championship on Memorial Day. Cuse's victory snapped UVA's five-game win streak, the longest by either team in series history. Virginia's 12-10 loss in 2011 regular season snapped a three-game win streak in The Dome over Syracuse, a feat boasted by no other Orange opponent at the time. In Syracuse's first-ever ACC game in 2014, UVA attackman James Pannell scored a career-high seven goals in a 17-12 UVA triumph at Klöckner Stadium. The Feb. 28, 1997, meeting at The Dome is widely regarded as one of the most thrilling regular-season games in the college lacrosse, which Cuse won 22-21. The 43 goals tied the NCAA Division I single-game record for most combined goals at the time, which was originally set by NC State's 24-19 win over UVA in 1978. The Cavaliers were ranked No. 2 and the Orange were No. 3. Cuse's Casey Powell combined for 13 points on seven goals - including the game-winner - and six assists.

VIRGINIA IN THE POLLS

USILA (Coaches) and Inside Lacrosse (Media) poll rankings for Virginia and other teams. USILA ranks Virginia 9th, Inside Lacrosse ranks Virginia 25th.

RV: UMass, Loyola, Navy, Bellarmine, UAlbany, Denver, Colgate, Long Island, Sacred Heart, Michigan, Boston U, Jacksonville, Saint Joseph's, Villanova, Robert Morris and Siena.

RV: UMass, Utah, High Point, Navy, Robert Morris, Michigan and Siena.

VIRGINIA WEEK-BY-WEEK

Table showing Virginia's performance in USILA, IL, and USA polls from Preseason to May 4.

2026 ACC PRESEASON POLL

2026 ACC Preseason Poll table with columns: No., Team, Votes. Syracuse is ranked 1st with 25 votes.

ACC STANDINGS

ACC Standings table with columns: Team, ACC, Overall, Streak. Virginia is 2-0 in ACC and 7-4 overall.

Note: Standings reflect games played through April 5.





THE LAST TIME THEY MET

- Virginia's offense scored five of the game's first six goals, but only managed five more the rest of the way as No. 8 Syracuse mounted a second-half comeback to win 12-10 at Klöckner Stadium on March 29, 2025.
- The Orange outscored the Cavaliers 8-4 in the second half, including 3-0 in the final 11:38 of play.
- Despite a strong outing from UVA faceoff specialist **Andrew Greenspan** (13-18 FO) against John Mullen, who had the nation's third-best faceoff win percentage at the time, Cuse outscored UVA 8-4 in the second half to pull away.
- Greenspan's 13 faceoff wins were his career high at the time.
- Both team's starting goalies stood out in the dramatic showdown. UVA's Matthew Nunes finished with a season-high 16 saves, while Syracuse's Jimmy McCool made 17 saves, including six in the third quarter.
- For the second straight matchup between the two teams, Virginia defenseman **John Schroter** held his primary matchup, Cuse star attackman Joey Spallina, scoreless and limited him to only one assist.
- With three goals and three assists, attackman **McCabe Millon** (3g, 3a) led the UVA offense and reached the 100-career-point milestone in just his 28th career game. It was also the 11th hat trick of Millon's career.
- In honor of the Cavaliers' Military/First Responder Appreciation game, two U.S. Navy jets performed a ceremonial flyover above Klöckner Stadium during the national anthem.

SCOUTING THE ORANGE

- In its ACC road opener last week, Syracuse had its six-game win streak snapped after falling 14-9 at North Carolina, which is ranked No. 1 in this week's USILA coaches poll.
- The Orange have played one of the nation's toughest schedules, a slate in which 10 of their 12 opponents played so far have been ranked at the time of competition, including top-5 matchups against Maryland, Duke and North Carolina.
- Cuse is led by attackman Joey Spallina, who was Inside Lacrosse's No. 1 player on its preseason top-50 list and a USILA First Team Preseason All-American. Spallina is third among all ACC players in both assists (2.67) and points (4.58) per game, behind only UVA's **Brendan Millon** and **McCabe Millon**.
- The Orange also boast defensemen Billy Dawn III and Riley Figuierras, attackman Michael Leo, faceoff specialist John Mullen and goaltender Jimmy McCool, all of whom are on the Tewaaranon Award watch list.
- Perhaps the greatest Syracuse lacrosse player in school history, Gary Gait, is in his fifth season as head coach of the Syracuse men's team after a 14-year tenure leading its women's program, including a 17-4 campaign in 2021 when the Gait and Orange reached the women's national title game.
- At halftime on Saturday, Cuse will enshrine Gait's predecessor John Desko into its Ring of Honor, only the school's 10th inductee. As a player, assistant and head coach, Desko played a part in all 10 NCAA Division I national championships in Syracuse men's lacrosse history.

LAST TIME OUT

- For the first time since 2004, Virginia emerged victorious in a regular-season meeting against its archrival, the Duke Blue Devils, at Koskinen Stadium last Saturday (April 4).
- After trailing 6-5 at the intermission, the Cavaliers outscored the Blue Devils by five goals in the second half to win 14-10, tallying their fourth consecutive victory – and second over a ranked opponent.
- For the fourth straight game, UVA starting goaltender **Jake Marek** (6-3) recorded double-digit saves to lead the Hoos to victory.
- On offense, the Cavaliers were led by midfielder **Joey Terenzi** (3g, 2a), who in his first official career start, finished with a career-high five points and recorded his first career hat trick after scoring the game's final goal into an empty net with under a minute to play.
- Freshman attackman **Brendan Millon** (1g, 4a) also tied for a game-high five points, senior attackman **Ryan Colsey** (3g, 1a) contributed four points, and **Truitt Sunderland** found the back of the net on four of his five shots.
- The Blue Devils, who imposed a 10-man ride for nearly the entire game, contributed to eight UVA failed clears. However, with Marek's help, UVA's defense was able to make up for its shortcomings in the clear.
- The Cavaliers held Duke to only one goal in the final nine minutes of play. Close defenseman **Aidan Murnane** came off the bench and contributed four caused turnovers.
- Additionally, UVA held Duke midfielder Benn Johnston – the ACC's leading goal scorer entering Saturday's contest – to only one goal and one assist.

CAREER STARTS

Player	'22	'23	'24	'25	'26	Career	Streak
#9 McCabe Millon, A	-	-	17	13	11	41	12
#81 Aidan Murnane, D^	13	11	14	1	1	40	0
#13 Ryan Colsey, A	-	-	16	13	11	40	12
#23 Johnny Hackett, A/M^	-	16	13	6	2	37	0
#49 John Schroter, D	-	*	14	13	9	36	9
#27 Jake Marek, G^	*	*	6	17	9	32	7
#3 Truitt Sunderland, A	-	1	1	13	11	26	12
#00 Charles Balsamo, M^	-	18	3	0	0	21	0
#36 Michael Meredith, D^	-	-	-	9	11	20	18
#4 Ryan Duenkel, A/M	-	-	-	*	11	11	11
#7 Brendan Millon, A	-	-	-	-	11	11	11
#44 Tommy Snyder, D	-	-	-	0	11	11	11
#6 Will Inderlied, M	*	0	0	9	0	9	0
#12 Chase Band, A/M	-	-	0	0	8	8	0
#38 Kyle Morris, G	-	*	1	5	2	8	0
#5 Joey Terenzi, M	-	*	0	0	1	1	1
#35 Burke McFarlane, A	0	0	0	1	0	1	0
#88 Luke Hublitz, D	-	-	-	*	1	1	0

* - did not play

^ - includes starts at previous institution

Note: Some starts may be at positions other than the ones listed.

STARTING LINEUPS

Opponent	Attack	Midfield	Defense	Goalie
Colgate (H)	Colsey	Band	Meredith	Marek
	M.Millon	Duenkel	Murnane	
	Sunderland	B.Millon	Snyder	
Richmond (A)	Colsey	Duenkel	Hublitz	Marek
	M.Millon	Hackett	Meredith	
	Sunderland	B.Millon	Snyder	
Stony Brook (A)	Colsey	Duenkel	Meredith	Morris
	M.Millon	Hackett	Schroter	
	Sunderland	B.Millon	Snyder	
Johns Hopkins (H)	B. Millon	Band	Meredith	Morris
	M.Millon	Colsey	Schroter	
	Sunderland	Duenkel	Snyder	
High Point (A)	Colsey	Band	Meredith	Marek
	M.Millon	Duenkel	Schroter	
	Sunderland	B.Millon	Snyder	
Towson (H)	B. Millon	Band	Meredith	Marek
	M.Millon	Colsey	Schroter	
	Sunderland	Duenkel	Snyder	
Maryland (A)	B. Millon	Band	Meredith	Marek
	M.Millon	Colsey	Schroter	
	Sunderland	Duenkel	Snyder	
Utah (H)	B. Millon	Band	Meredith	Marek
	M.Millon	Colsey	Schroter	
	Sunderland	Duenkel	Snyder	
Dartmouth (H)	Colsey	Band	Meredith	Marek
	M.Millon	Duenkel	Schroter	
	Sunderland	B. Millon	Snyder	
Notre Dame (H)	B. Millon	Band	Meredith	Marek
	M.Millon	Colsey	Schroter	
	Sunderland	Duenkel	Snyder	
Duke (A)	B. Millon	Colsey	Meredith	Marek
	M.Millon	Duenkel	Schroter	
	Sunderland	Terenzi	Snyder	
Syracuse (A)				
North Carolina (H)				
Drexel (H)				



MILLON BROTHERS ARE THE NATION'S BEST TANDEM

- Brothers **Brendan Millon** and **McCabe Millon** are perhaps the nation's best 1-2 punch in all of Division I men's lacrosse.
- For games played through April 5, the Millons are tied for first in the ACC in both assists (3.09) and points (4.91) points per game, also tied for second and sixth, respectively, among all DI players nationwide.
- Brendan Millon also leads all Division I freshmen in both assists and points.
- McCabe Millon has notched at least four points in all but two games this season. He achieved career highs in both points (9) and assists (5) in UVA's season opener, a 19-14 win over Colgate (Feb. 8).
- McCabe Millon was named a Tewaaraton Award Preseason Watch List selection – along with teammate **John Schroter** – in February.
- Since UVA's four-game win streak began with its 16-11 victory over Utah (March 31), Brendan Millon is averaging 6.0 points per game, including 4.0 assists per game.
- He has tallied at least five assists in three games this year, all of which were UVA wins. Brendan Millon had five helpers in his collegiate debut against Colgate (Feb. 8) and on the road against then-No. 7 Duke (April 4).
- Against Dartmouth, he tallied a whopping 10 points on four goals and a career-high six assists. He's the only Division I freshmen to tally at least 10 points in a game this season and one of only eight players overall (for games played through April 5).

HOOS IN THE NATIONAL STATISTICAL RANKINGS

- For games played through April 5, Virginia leads the nation in assists per game (9.73).
- The Cavaliers are also third in caused turnovers (11.91) and points (24.00), fourth in ground balls (37.36), and sixth in scoring offense (14.27) and shot percentage (.341)
- **Truitt Sunderland** is tied for 16th nationally in goals per game (2.91) and tied for 20th in man-up goals (4).

JAKE MAREK: THE CAVALIERS' SECRET WEAPON

- Goaltender **Jake Marek** enrolled in UVA's graduate nursing program in May 2025 without no plans to play lacrosse in Charlottesville after spending four seasons at Air Force (2022-25).
- He seized the starting role late in the 2024 season and went on to start all 17 games for the Falcons in 2025. Marek led Air Force to an ASUN championship, earned ASUN Tournament MVP honors, and helped secure a berth in the 2025 NCAA Tournament.
- After UVA alum Pete Dunne '80, who helped introduce Marek to the sport of lacrosse, connected him with head coach **Lars Tiffany**, the two met face-to-face. Tiffany then invited Marek to join the team as a walk-on in the fall of 2025, and he ultimately won the starting job for the Cavaliers' season opener against Colgate (Feb. 8).
- After a slow start to UVA's 2026 campaign in which he was relieved in the second half of the Richmond game (Feb. 14), Marek has found his form.
- During the Cavaliers' active four-game win streak, which began March 21 with a 16-11 victory over Utah, Marek has recorded double-digit saves in each game, including marquee wins over then-No. 1 Notre Dame (March 28) and then-No. 7 Duke (April 4).
- Marek was named ACC Co-Defensive Player of the Week on April 7 following his standout performance against the Blue Devils, helping hold the nation's top scoring offense at the time to just 10 goals.

ON THE HORIZON

- The Cavaliers conclude ACC play next Saturday (April 18), when they host North Carolina (10-1, 1-0 ACC), also their penultimate regular-season contest.
- Opening faceoff from Klöckner Stadium is set for noon on ACC Network Extra and WINA (98.9 FM/1070 AM).
- The top-ranked Tar Heels travel to No. 2 Notre Dame this Saturday for a 5 p.m. tilt on ACC Network.

SUNDERLAND ADDED TO TEWAARATON AWARD WATCH LIST

- Virginia senior attackman **Truitt Sunderland** was named a second-round addition to the Tewaaraton Award Watch List, the Tewaaraton Award Foundation announced Thursday (March 26).
- Sunderland joined fellow UVA attackman **McCabe Millon** and defenseman **John Schroter**, who were previously named to the Foundation's preseason watch list in February.
- The final wave of midseason additions comes before the men's and women's lists are narrowed to 25 nominees each on April 26.
- Following a six-goal performance in UVA's 16-11 win over Utah (March 21) at Scott Stadium, Sunderland claimed his first career ACC offensive player-of-the-week honor and was named to the USILA's Team of the Week.

CONSECUTIVE GAMES WITH A GOAL

Name, Pos.	Streak	Goals During Streak	Streak Started
#13 Ryan Colsey, A	25	55	Feb. 8, 2025
#3 Truitt Sunderland, A	14	39	April 12, 2025
#7 Brendan Millon, A	10	23	Feb. 14, 2026
#5 Joey Terenzi, M	5	8	March 14, 2026
#15 Hudson Hausmann, M	2	3	March 28, 2026
#4 Ryan Duenkel, A/M	1	1	April 4, 2026
#12 Chase Band, A/M	1	1	April 4, 2026
#23 Johnny Hackett, A/M	1	1	Feb. 21, 2026

CONSECUTIVE GAMES WITH A POINT

Name, Pos.	Streak	G-A-P During Streak	Streak Started
#13 Ryan Colsey, A	25	55-18-73	Feb. 8, 2025
#3 Truitt Sunderland, A	13	38-11-49	April 19, 2025
#7 Brendan Millon, A	11	23-31-54	Feb. 8, 2026
#12 Chase Band, A/M	11	14-3-17	Feb. 8, 2026
#5 Joey Terenzi, M	6	8-7-15	Feb. 14, 2026
#15 Hudson Hausmann, M	2	3-0-3	March 28, 2026
#4 Ryan Duenkel, A/M	1	1-1-2	April 4, 2026
#12 Chase Band, A/M	1	1-0-1	April 4, 2026
#23 Johnny Hackett, A/M	1	1-0-1	Feb. 21, 2026

MULTIPLE GOAL GAMES

Name, Pos.	2026	Career	Career 3+ Goals
#9 McCabe Millon, A	6	26	14
#13 Ryan Colsey, M	7	25	8
#3 Truitt Sunderland, A	9	20	12
#23 Johnny Hackett, A/M	0	17%	9%
#00 Charles Balsamo, M	1	9%	0%
#7 Brendan Millon, A	8	8	2
#12 Chase Band, A/M	4	4	0
#5 Joey Terenzi, M	2	3	1
#4 Ryan Duenkel, A/M	2	2	0
#6 Will Inderlied, M	0	1	0
#15 Hudson Hausmann, M	1	1	0
#24 Sean Browne, A/M	1	1	0
#30 Griff Meyer, FO/M	1	1	0

% - includes goals tenure at previous institution

MULTIPLE ASSIST GAMES

Name, Pos.	2026	Career	Career 3+ Assists
#9 McCabe Millon, A	10	25	19
#23 Johnny Hackett, A/M	0	12%	3%
#3 Truitt Sunderland, A	3	10	4
#7 Brendan Millon, A	8	8	5
#00 Charles Balsamo, M	0	3%	0
#5 Joey Terenzi, M	2	3	0
#13 Ryan Colsey, A	2	3	1
#4 Ryan Duenkel, A/M	1	1	0
#6 Will Inderlied, M	0	1	0

% - includes goals tenure at previous institution





THE CAVALIERS AT KLÖCKNER STADIUM

- Virginia owns a 187-53 (.779) all-time record at Klöckner Stadium and has won 17 of its last 25 games played at the historic edifice.
- The Cavaliers' average margin of victory in their last 25 games at Klöckner Stadium is 3.88 goals.
- Virginia is 61-21 (.744) all-time at Klöckner Stadium under head coach **Lars Tiffany**.
- UVA is also 15-3 all-time at Klöckner Stadium in NCAA Tournament contests.
- Lacrosse debuted in Klöckner Stadium in 1993.

VIRGINIA IS A GROUND BALL MACHINE

- Virginia has led the nation in ground balls in seven of the last nine years
- UVA has also finished in the top-4 nationally in ground balls the last 10 consecutive seasons.
- UVA is the only program in the nation to finish in the top-4 nationally in ground balls per game 15 times over the last 16 seasons.
- The only program in 2016 to finish with more ground balls per game was UVA head coach Lars Tiffany's 2016 Brown team.

VIRGINIA'S NCAA RANKING FOR GROUND BALLS PER GAME

Year	NCAA Rank	Ground Balls	Teams Ahead of UVA (Rank)
2009	2	40.78 per game	North Carolina (1)
2010	1	37.17 per game	N/A
2011	3	36.83 per game	VMI (1), Jacksonville (2)
2012	3	35.25 per game	Bryant (1), Robert Morris (2)
2013	1	39.93 per game	N/A
2014	1	37.75 per game	N/A
2015	12	32.13 per game	11 other teams
2016	2	35.20 per game	Brown (1)
2017	1	43.33 per game	N/A
2018	1	38.00 per game	N/A
2019	1	41.21 per game	N/A
2020	1	43.33 per game	N/A
2021	1	41.94 per game	N/A
2022	2	38.12 per game	Princeton (1)
2023	1	39.65 per game	N/A
2024	1	37.78 per game	N/A
2025	4	35.93 per game	Dartmouth, Robert Morris, Towson
2026	4	37.80 per game	Boston U, North Carolina, Robert Morris

Note: For games played through April 5.

THREE TRANSFERS BOLSTER UVA'S 2026 ROSTER

- The Cavaliers added three transfers to this year's roster in goalie **Jake Marek** (Air Force), and defensemen **Michael Meredith** (Jacksonville) and **Aidan Murnane** (Colgate).
- All three players have contributed significantly so far this season, including Meredith who has started in every game at close defense (as of March 15).
- Marek guided Air Force to an ASUN championship and NCAA Tournament appearance in 2025. He finished with 170 saves, good for No. 3 in Air Force single-season history.
- Meredith was First Team All-ASUN as true freshman at Jacksonville in 2025. He started in 12 of his 13 appearances at close defense. Meredith is the first former Boys' Latin player to sign with Virginia in more than 25 years.
- Murnane suffered a season-ending injury during Colgate's season opener last year against Penn State. In 2024, he was Second Team All-Patriot League and tallied 20 caused turnovers and 38 ground balls, both career highs. With 39 career starts as a Raider, Murnane has more starting experience than any other player on this year's Cavalier squad.

VIRGINIA'S FIRST-YEAR (FRESHMAN) CLASS

- The Cavaliers' freshman class was ranked No. 3 in the nation by Inside Lacrosse.
- UVA's 10 signees makeup the nation's No. 3 recruiting class according to Inside Lacrosse.
- The Cavaliers' freshman class is the only one nationally that is made of five- and four-star prospects.
- Virginia's first-years consists of **Patrick Biese** (G), **Ben Boyer** (LSM/D), **Owen Crann** (M), **Charlie Halpert** (D), **Robby Hopper** (LSM/D), **Brayden Lahey** (A), **Wes Martin** (M), **Griff Meyer** (FO/M), **Brendan Millon** (A) and **Lindan Verville** (M).

VIRGINIA'S 2026 RECORD WHEN...

Playing at home	4-2
Playing on road	3-2
Playing at a neutral site	0-0
Playing a ranked team	0-2
Playing a team ranked in top 5	1-0
Playing a higher ranked team	2-2
Playing a lower/non-ranked team	5-2
In overtime	0-0
Day games	5-3
Night games	2-1
Virginia scores first	7-3
Opponent scores first	0-1
One-goal games	0-2
Two-goal games	1-0
Three-goal games	0-0
Four-goal games	1-1
Five-plus goal games	5-1
Virginia leads after three quarters	6-1
Opponent leads after three quarters	0-3
Score is tied after three quarters	1-0
Virginia leads at the half	5-1
Opponent leads at the half	2-3
Score is tied at the half	0-0
Virginia has more assists	6-0
Opponent has more assists	1-3
Assists are the same	0-1
Virginia has more shots	5-2
Opponent has more shots	2-1
Shots are the same	0-0
Virginia has more ground balls	5-1
Opponent has more ground balls	1-2
Ground balls are the same	1-1
Virginia has more turnovers	2-2
Opponent has more turnovers	5-2
Turnovers are the same	0-0
Virginia wins more faceoffs	5-2
Opponent wins more faceoffs	2-2
Faceoffs won are the same	0-0
Virginia has more saves	4-0
Opponent has more saves	2-4
Saves are the same	1-0
Playing after a win	3-3
Playing after a loss	3-1
Playing on a Monday	1-0
Playing on a Tuesday	1-0
Playing on a Friday	0-0
Playing on a Saturday	4-4
Playing on a Sunday	1-0
Playing on grass	4-2
Playing on turf	3-2
Playing outside	6-4
Playing inside	1-0
Playing in clear conditions	7-4
Playing in precipitation	0-0
Wearing white jerseys	4-1
Wearing blue jerseys	2-2
Wearing orange jerseys	1-1





2026 ACCOLADES

#3 TRUITT SUNDERLAND, A

- Tewaaraton Award Watch List second round addition (March 26)
- ACC Offensive Player of the Week (March 23)
- USILA Team of the Week (March 23)

#7 BRENDAN MILLON, A

- Inside Lacrosse Midseason All-American Honorable Mention (April 3)
- ACC Offensive Player of the Week (March 28)
- USILA Team of the Week (April 1)
- No. 1 on Inside Lacrosse's midseason Freshman Impact Rankings

#9 McCABE MILLON, A

- Inside Lacrosse Second Team Midseason All-American (April 3)
- Tewaaraton Award Watch List
- Inside Lacrosse Third Team Preseason All-American
- USA Lacrosse Preseason Honorable Mention All-American
- No. 22 on Inside Lacrosse's preseason top-50 players list

#15 HUDSON HAUSMANN, SSDM

- Inside Lacrosse Midseason All-American Honorable Mention (April 3)

#27 JAKE MAREK, G

- ACC Co-Defensive Player of the Week (April 7)

#49 JOHN SCHROTER, D

- Inside Lacrosse Midseason All-American Honorable Mention (April 3)
- ACC Defensive Player of the Week (March 28)
- USILA Team of the Week (April 1)
- Tewaaraton Award Watch List
- Preseason All-ACC
- USA Lacrosse Preseason Second Team All-American
- Inside Lacrosse Preseason All-American Honorable Mention
- No. 45 on Inside Lacrosse's preseason top-50 players list

ACC CHAMPIONSHIP PEDIGREE

- Virginia has claimed at least a share of 19 ACC championships, including two (2019 & 2022) under head coach **Lars Tiffany**.
- The Cavaliers won 11 titles (1962, 1964, 1969, 1970, 1971, 1975, 1980, 1983, 1984, 1985 and 1986) prior to the ACC establishing a tournament from 1989-2019 to determine the champion.
- Virginia has won seven ACC Tournament championships: 1997, 1999, 2000, 2003, 2006, 2010 and 2019.
- In the 2019 ACC Tournament, which was held at Klöckner Stadium, UVA defeated Notre Dame 10-4 in the championship game.
- From 1989-2019, Virginia won 14 regular-season titles (1990, 1993, 1994, 1995, 1997, 1999, 2000, 2002, 2003, 2006, 2009, 2010, 2012 and 2019), more than any other ACC school.
- The ACC Tournament, which returned in 2024 following a four-year hiatus from 2020-23, will be contested at American Legion Memorial Stadium (Charlotte, N.C.) on May 1 and 3.

LARS TIFFANY AMONG VIRGINIA'S ELITE COACHING LINEAGE

- **Lars Tiffany** is in his 10th season as UVA head coach and 22nd of his head coaching career with stops at Stony Brook (2005-06) and Brown (2007-16).
- Tiffany guided the Cavaliers to the program's eighth and ninth national championships overall in 2019 and 2021, marking the only pair of back-to-back titles in program history (note: COVID-19 forced the cancellation of the 2020 NCAA Tournament).
- He has also steered the Hoos to four of the last six Championship Weekends (2019, 2021, 2023, 2024), and is one of two active Division I head coaches accomplish such a feat.
- Tiffany-coached teams, including his 2016 Brown squad which also reached Championship Weekend, have led the nation in ground balls per game in eight of the last 10 seasons.
- Tiffany graduated from Brown University in 1990, where he played defense and was a two-time captain under former UVA head coach Dom Starsia.

SEASON OVERVIEW

- The Cavaliers' 2026 schedule features eight participants from last year's NCAA Tournament, including non-conference foes Colgate, Richmond, Towson and Maryland.
- UVA hosts eight home contests, highlighted by its non-conference matchup against Johns Hopkins (Feb. 28), and ACC contests against Notre Dame

(March 28) and North Carolina (April 18).

- The Wahoos returned five starters from their 2025 roster, including preseason All-Americans **McCabe Millon** (attack) and **John Schroter** (defense). They brought back their entire starting attack – **Truitt Sunderland**, **Ryan Colsey**, and Millon – which accounted for nearly 70% of the team's total point production last season.
- The Hoos look to fill the void left by 2025 All-Americans Ben Wayer (LSM) and Griffin Schutz (midfield) and four-year starting netminder Matthew Nunes, who concluded his career No. 2 in career saves in program history.
- In the summer of 2025, head coach **Lars Tiffany** announced the addition of UVA legend **Connor Shellenberger** as the team's assistant coach. The program's only four-time first-team All-American and a three-time Tewaaraton Award finalist, Shellenberger assists associate head coach and offensive coordinator **Kevin Cassese** with the development of the Cavaliers' attackmen and offensive midfielders.
- The University of Virginia was named the host of this year's NCAA Men's Lacrosse Championships (Championship Weekend). The event, which encompasses all three Divisional championships and the Division I semifinals, will commence at Scott Stadium May 23-25. For a complete overview of the 2026 NCAA Men's Lacrosse Championships at Scott Stadium, turn to page 10.

MILLON, SCHROTER NAMED TO TEWAARATON AWARD WATCH LIST

- Junior attackman McCabe Millon and senior defenseman John Schroter were among 50 players nationally named to the Tewaaraton Award's initial watch list on Feb. 10. Both earned preseason All-America honors from Inside Lacrosse and USA Lacrosse Magazine, with Schroter also collecting Preseason All-ACC recognition for 2026.
- Schroter, a 2025 second-team All-American and All-ACC selection, started all 14 games last season while routinely matching up against opponents' top attackmen. He totaled 22 ground balls and 17 caused turnovers.
- Millon, ranked No. 22 on Inside Lacrosse's preseason Top 50 list, also started all 14 games in 2025. He led UVA with 27 assists and finished second on the team with 50 points, becoming one of seven ACC players to reach the 50-point mark while tying for second in the league in assists per game (1.93).

THE NATION'S TOP MAN-DOWN UNIT IN 2025

- Virginia led the nation in man-down defense during the 2025 season.
- In 14 games, the Cavaliers allowed just seven goals on 53 opposing extra-man opportunities, posting an 86.8% kill rate that ranked first among all Division I teams.
- UVA held opponents scoreless on the man-up in eight of its 14 games, including Richmond (0-for-6), Towson (2-for-7) and Notre Dame (1-for-7), each on at least five opportunities.
- The Cavaliers' man-down defense showed significant improvement from 2024, when opponents converted 50.9% (28-for-55) of their extra-man chances.
- The man-down unit is guided by assistant coach **Logan Greco**, a former UVA close defenseman and member of the Cavaliers' 2019 NCAA and ACC champion squad.

ORANGE & BLUE: IT RUNS IN THE FAMILY

- The Cavalier lacrosse program has a long history of sibling connections and this year is no different.
- Attackmen **McCabe Millon** ('27) and **Brendan Millon** ('29) are the program's first brother tandem over the last 15 years. They are also one of 48 sets of brothers – representing 33 different teams – currently playing together on the same team, according to a list compiled by Division I men's lacrosse sports information directors.
- Both Millon brothers were the No. 1 prospects in their respective signing classes. Their parents, Mark and Erin, are both U.S. Lacrosse Hall of Fame inductees. Mark starred at UMass (1990-93) before an accomplished professional career. Erin played at Maryland, helping the Terrapins reach the 1990 national championship game, and spent 11 years with the U.S. Women's National Team, winning World Cup titles in 1997 and 2001.
- Other notable UVA lacrosse sibling connections include: Shamel and Rhamel Bratton, Brian and Kevin Carroll, Brendan, Conor and Gavin Gill, Billy, Danny and Pat Glading.

SHELLENBERGER RETURNS TO (HIS FORMER STOMPING) GROUNDS

- Former UVA standout attackman **Connor Shellenberger** returned to his alma mater as an assistant coach, head coach **Lars Tiffany** announced July 14, 2025.
- Shellenberger works closely with associate head coach **Kevin Cassese** on developing the program's attackmen and offensive midfielders.
- Both Shellenberger (2022-24) and Cassese (2001-02) were named Tewaaraton Award finalists multiple times, which is presented annually to the nation's most outstanding college lacrosse player. They also both earned





USILA player-of-the-year honors at their respective positions.

- Shellenberger is the program's record holder in both points and assists.
- He was named the NCAA Tournament Most Outstanding Player after guiding the Cavaliers to the program's ninth national championship in 2021.
- Shellenberger is the program's only four-time USILA First Team All-American and three-time Tewaaron Award finalist. He was named the ACC's men's lacrosse Scholar-Athlete of the Year in 2023.
- In the summer of 2025, Shellenberger guided the New York Atlas to a PLL championship and became the youngest MVP in PLL history.

UVA TRIO EARNS RUNNER-UP FINISH AT U20 WORLD CHAMPIONSHIP

- This past summer, **Will Erdmann** (midfield), **Robby Hopper** (defense) and **Brendan Millon** (attack) competed for the U.S. men's national team at the 2025 World Lacrosse Men's U20 Championship.
- The 20-team event was held on Jeju Island, Korea, Aug. 15-24.
- The U.S. earned a runner-up finish after being upset by Canada 6-5 in heartstopping fashion of the championship game.

VIRGINIA & THE TEWAARATON AWARD TROPHY

- Since its inception in 2001, three Virginia Cavaliers have laid claim to the Tewaaron Trophy, college lacrosse's most prestigious award.
- Virginia, Duke, Maryland and Syracuse are the only four schools nationwide to have had three recipients each.
- Duke (15) and UVA (13) are the only two schools to have had at least 13 finalists.
- Last year, former UVA attackman Connor Shellenberger – along with former Notre Dame attackman Pat Kavanagh, the winner of the 2024 Tewaaron Trophy – became two of only eight three-time finalists in the history of the award.

VIRGINIA'S TEWAARATON TROPHY FINALISTS

Year	Player
2002	Conor Gill
2003	Chris Rotelli
2006	Kyle Dixon, Matt Ward
2007	Ben Rubeor
2008	Ben Rubeor
2009	Danny Glading
2010	Ken Clausen
2011	Steele Stanwick
2012	Steele Stanwick
2022	Connor Shellenberger
2023	Connor Shellenberger
2024	Connor Shellenberger

Established in 2001; **Bold** - winner

CAVALIERS IN THE PLL

• There are currently 13 Cavaliers on PLL rosters (see below).

Player, Pos	Current PLL Team	Years at UVA
Adam Ghitelman, G	Boston Cannons	2008-11
Zed Williams, A	Philadelphia Waterdogs	2014-17
Ryan Conrad, M	Maryland Whipsnakes	2016-19
Dox Aitken, M	New York Atlas	2017-21
Jared Conners, LSM	California Redwoods	2017-21
Chris Merle, SSDM	California Redwoods	2018-21
Charlie Bertrand, A/M	Carolina Chaos	2021
Matt Moore, A	Utah Archers	2018-22
Xander Dickson, A	New York Atlas	2019-23
Thomas McConvey, M	Philadelphia Waterdogs	2023
Cole Kastner, D	California Redwoods	2021-24
Connor Shellenberger, A	New York Atlas	2021-24
Ben Wayer, LSM	Philadelphia Waterdogs	2021-25

THREE FORMER CAVALIERS AMONG THE PLL'S TOP-50


• Three former Cavaliers were named to the PLL's top-50 list of current players, the league announced this offseason.

Rk.	Name, Pos.	Current PLL Team
2.	Connor Shellenberger, A	New York Atlas
39.	Xander Dickson, A	New York Atlas
49.	Jared Conners, LSM	California Redwoods

HEAD COACH LARS TIFFANY

OVERVIEW

Lars Tiffany was named Virginia's 17th head coach on June 21, 2016. He is currently in his tenth season at UVA and 21st season overall as head coach. Tiffany is Virginia's only head coach to win back-to-back national championships (2019 & 2021). Tiffany begins the 2026 season with 98 wins as UVA head coach, also No. 3 all-time in program history behind coaching legends, Jim "Ace" Adams (137) and Dom Starsia (274).



ACCOLADES

- 2x NCAA national champion (2019, 2021)
- 2x ACC Coach of the Year (2019, 2022)
- 2x Ivy League Coach of the Year (2015-16)
- America East Coach of the Year (2005)

PLAYING CAREER

A 1990 graduate of Brown, Tiffany was a two-time team captain and starter on defense for three years. Tiffany played for former Virginia head coach Dom Starsia at Brown. A Biology concentrator, Tiffany played on two Brown teams that advanced to the NCAA Tournament (1987 & 1990). He was Co-MVP of the Brown squad that captured its first-ever NCAA playoff victory in 1990 (12-9 vs. UMass). Tiffany capped his career by playing in the North-South Senior All-Star game.

PERSONAL

Lars and his wife, Tara, reside in Charlottesville with their daughter, Charlotte.

COACHING EXPERIENCE

Years	School	Position
1994-96	LeMoyne College	Assistant Coach
1997-98	Washington & Lee	Assistant Coach
1999-00	Dartmouth	Assistant Coach
2001-04	Penn State	Assistant Coach
2005-06	Stony Brook	Head Coach
2007-16	Brown	Head Coach
2017-present	Virginia	Head Coach

TIFFANY'S YEAR-BY-YEAR RECORD

Year	School	Overall	Conf.	Notes
2026	Virginia	7-4	2-0	Became 3rd UVA coach to reach 100 wins
2025	Virginia	6-8	0-4	
2024	Virginia	12-6	1-3	NCAA semis
2023	Virginia	13-4	4-2	NCAA semis
2022	Virginia	12-4	5-1	NCAA quarters & ACC co-champs
2021	Virginia	14-4	2-4	NCAA champs
2020	Virginia	4-2	0-0	COVID-19
2019	Virginia	17-3	3-1	NCAA & ACC champs
2018	Virginia	12-6	1-3	NCAA first round
2017	Virginia	8-7	0-4	
UVA Totals		105-48	18-22	6 NCAA appearances
2016	Brown	16-3	6-0	Ivy champs; NCAA semis
2015	Brown	12-5	4-2	Ivy co-champs; NCAA first round
2014	Brown	8-6	2-4	
2013	Brown	8-6	2-4	
2012	Brown	7-8	3-3	
2011	Brown	6-8	2-4	
2010	Brown	8-6	4-2	Ivy co-champs
2009	Brown	12-4	4-2	NCAA first round
2008	Brown	11-3	5-1	Ivy co-champs
2007	Brown	7-7	1-5	
Brown Totals		95-56	33-27	3 NCAA appearances
2006	Stony Brook	8-7	4-1	
2005	Stony Brook	10-6	4-2	
Stony Brook Totals		18-13	8-3	
Career Totals		218-117	59-52	9 NCAA appearances

TIFFANY AGAINST VIRGINIA'S 2026 OPPONENTS

School	Career	AT VIRGINIA				Streak
		Overall	Home	Away	Neutral	
Colgate	2-0	2-0	2-0	0-0	0-0	W2
Dartmouth	11-1	2-0	2-0	0-0	0-0	W2
Drexel	3-0	3-0	2-0	1-0	0-0	W3
Duke	2-12	2-9	0-4	1-5	1-0	W1
High Point	8-1	7-1	5-1	2-0	0-0	W5
Johns Hopkins	5-6	4-5	1-3	2-2	1-0	L2
Maryland	3-7	3-6	0-2	1-1	2-3	L3
North Carolina	9-4	9-3	3-2	5-2	1-0	L1
Notre Dame	7-8	7-7	5-3	2-2	0-2	W1
Richmond	7-3	7-3	5-1	2-2	0-0	L2
Stony Brook	3-0	2-0	0-0	2-0	0-0	W2
Syracuse	5-6	5-6	3-3	2-3	0-0	L2
Towson	5-1	4-1	2-1	2-0	1-0	L1
Utah	4-0	4-0	4-0	0-0	0-0	W4
Totals	74-49	61-41	34-20	22-17	6-5	




CHAMPIONSHIP WEEKEND AT SCOTT STADIUM

- Last May, the University of Virginia was named the host of the 2026 NCAA Men's Lacrosse Championships, commonly referred to as "Championship Weekend."
- The three-day event will commence over Memorial Day weekend at Scott Stadium, which is home to the UVA football team and has hosted concerts for some of the world's most iconic touring artists, including The Rolling Stones, U2, and Charlottesville's own Dave Matthews Band.
- The men's Division I semifinals will take place on Saturday, May 23, while the Division II and III finals will be contested on Sunday, May 24.
- For the 40th consecutive edition, Championship Weekend culminates with the Division I title game as a stand-alone finale on Memorial Day – Monday, May 25.
- Virginia was awarded hosting duties after the NCAA announced a venue change in the fall of 2023, following a scheduling conflict with Gillette Stadium (Foxborough, Mass), which was selected as one of the host sites for the 2026 FIFA Men's World Cup.
- This year's Championship Weekend marks the first time since 1982 that UVA will host the Division I Men's Lacrosse Championship, having previously staged the event at Scott Stadium in both 1977 and 1982.
- Aside from the 1977 and 1982 games, UVA has hosted only two other NCAA Championships, the Division I men's and women's cross country championship races in 1987 and 2023.
- This year's Championships marks the first time postseason lacrosse will be played at the venue since it served as a host site for the 2004 NCAA Tournament quarterfinals.
- Scott Stadium is also the first campus stadium to be the final site of the Division I Men's Lacrosse Championship since 2002, when Rutgers hosted the event.
- Not since April 2, 2011 – when the Cavaliers hosted Maryland in a nationally televised regular-season matchup – has a lacrosse game been played at Scott Stadium.
- In a fitting end to the season, Virginia went on to defeat the Terrapins, 9-7, in the national championship game, capturing the program's fifth NCAA title in the process.
- Prior to Klöckner Stadium's inaugural season in 1993, Scott Stadium served as UVA's primary home for lacrosse – particularly for matchups against marquee opponents.
- Scott Stadium was also the host site of the 1976 North-South All-Star game, a prestigious annual event that showcases the nation's top senior college lacrosse players.
- In 2003, the NCAA unified the Division II and Division III national championship games with the Division I semifinals and final, creating a single, championship-filled weekend.
- The inaugural all-division format took place at M&T Bank Stadium in Baltimore, where the Wahoos defeated Johns Hopkins, 9-7, in the championship game in dramatic fashion amid soaking wet conditions.



Day	Date	Game	Time
Saturday	May 23, 2026	Division I Men's Semifinal (1)	Noon
		Division I Men's Semifinal (2)	2:30 p.m.
Sunday	May 24, 2026	Division II Men's Final	TBA
		Division III Men's Final	TBA
Monday	May 25, 2026	Division I Men's Final	1 p.m.



For the most up-to-date information on all things Championship Weekend, scan the QR code.





THE LAST TIME – TEAM

Team

Won in overtime
W, 11-10 (20T) vs. #3 Johns Hopkins (#) (5/19/24)

Won in overtime at home
W, 14-13 vs. Brown (3/10/19)

Won in overtime in a true road game
W, 15-14 (ot) at #14 Syracuse (3/2/19)

Won in overtime at a neutral site
W, 11-10 (20T) vs. #3 Johns Hopkins (#) (5/19/24)

Lost in overtime
L, 1213 (3ot) at #10 Maryland (3/14/26)

Won by one goal
W (20T), 11-10 vs. #3 Johns Hopkins (5/19/24)

Lost by one goal
L, 12-13 (3ot) at #10 Maryland (3/14/26)

Played a home game away from Klöckner Stadium
W, 16-11 vs. Utah at Scott Stadium (3/21/26)

Shut out an opponent
W, 9-0 at Richmond (4/2/16)

Held opponent scoreless for a full quarter
W, 11-9 vs. No. 1 Notre Dame (3/28/26); 4th quarter

Held an opponent to 5 goals or less
W, 14-4 vs. Drexel (3/23/24)

Held an opponent to single-digit goals
W, 11-9 vs. No. 1 Notre Dame (3/28/26)

Held a top-10 foe to single-digit goals
W, 11-9 vs. No. 1 Notre Dame (3/28/26)

Trailed by five goals and came back to win
W, 13-10 at #16 Harvard (3/30/24); trailed 8-3 with 10:05 in 3Q

Trailed in the 4th quarter and came back to win
W, 11-10 (20T) vs. #3 Johns Hopkins (#) (5/19/24); trailed 10-7 with 10:22 in 4Q

Trailed at halftime and came back to win
W, 14-10 at No. 7 Duke (4/4/26); trailed 6-5 at halftime

Had a lead and did not give it up
W, 18-7 vs. Dartmouth (3/23/26); took the lead for good at 10:42 in the first quarter

Had a lead and lost
L (3ot), 12-13 at #10 Maryland (3/14/26); Led 11-12 with 0:40 left in the fourth quarter

Had a lead in the fourth quarter and lost
L (3ot), 12-13 at #10 Maryland (3/14/26); Led 11-12 with 0:40 left in the fourth quarter

Held a 5+ goal lead and lost
L 13-14 vs. #16 Johns Hopkins (2/28/26); Led 11-4 with 7:40 left in third quarter

Lost at least five consecutive games
2013, 6 consecutive games

Faced a No. 1 team
W, 11-9 vs. No. 1 Notre Dame (3/28/26)

Defeated a No. 1 team
W, 11-9 vs. No. 1 Notre Dame (3/28/26)

Started a game before noon
W, 16-11 vs. Utah (3/26/26) at 11 a.m.

Played a game at night
W, 18-7 vs. Dartmouth (3/23/26), started at 7 p.m.

Scored 20+ goals
W, 20-11 at Lafayette (4/25/23)

Scored 30+ goals
38, vs. VMI (4/9/96)

Scored 20+ goals in a half
20 (1H), vs. #18 Harvard (2/18/23)

Scored 10 consecutive goals
10 in 14:53, vs. Richmond (3/4/23)

Scored 8 consecutive goals
8 in 17:17, vs. Towson (3/8/25)

Scored first 5+ goals in three consecutive games
9 vs. #9 Ohio State (2/25/23)
8 vs. Richmond (3/4/23)
6 at #11 Johns Hopkins (3/7/23)

Took 60+ shots
69, vs. Colgate (2/8/25)

15+ assists
17, vs. Colgate (2/8/26)

60+ ground balls
62, vs. VMI (4/16/19)

50+ ground balls
56, vs. Colgate (2/8/25)

15+ caused turnovers
15, at #10 Maryland (3/14/26)

25+ faceoff wins
27-49, vs. #18 Harvard (2/18/23)

20+ faceoff wins
22-31, vs. Utah (3/21/26)

75%+ faceoff win percentage
76.5%, Quinnipiac (4/16/22)

Made 20+ saves
24, at #19 Princeton (2/23/19)

Scored 3+ man-up goals
3, vs. Colgate (2/8/25)

Scored on all EMOs (min. 3)
3-3, vs. #13 Saint Joseph's (#) (5/11/24)

Held an opponent scoreless on 3+ EMOs
0-4, at #10 Maryland (3/14/26)

Held an opponent scoreless on 5+ EMOs
0-5, at Stony Brook (2/21/26)

Held an opponent scoreless on 6+ EMOs
1-7, at #9 Notre Dame (4/12/25)

Held an opponent scoreless on 7+ EMOs
0-7, at Loyola (#) (5/12/18)

Killed an opponent's two-man EMO
W, 14-7 at High Point (3/3/26); in the third quarter

Scored a man-down goal
1, Ryan Colsey vs. Colgate (2/8/25)

Scored two man-down goals
2, vs. Princeton (2/24/18)

Perfect on every clear attempt
23-23 (1.000), vs. UAlbany (3/18/25)

Held an opponent to less than 75% on clears
23-31 (.742), vs. Lafayette (4/19/25)

Forced 10 or more failed clears
13 (14-27), vs. Air Force (2/5/22)

Committed at least 20 turnovers
21, at #7 Duke (4/4/26)

Committed fewer than 10 turnovers
8, vs. Dartmouth (3/23/26)

Committed at least 5 penalties
5 (4:00), at #10 Maryland (3/14/26)

Served at least 5:00 in penalty box
6:30 (8 pen), vs. Colgate (2/8/26)

Did not commit a penalty
0, at #8 Richmond (2/14/26)

Opponent – Team

Shut out UVA
L 0-18, at Maryland (5/14/55)

Held UVA to single-digit goals
L 9-13, vs. Towson (3/7/26)

Defeated No. 1 UVA
L 14-16, #4 Duke (3/31/23)

Defeated a higher-ranked UVA team
L 9-13, Towson defeated #17 Virginia (3/7/26)

A non-ranked team in USILA coaches poll defeated UVA
L 9-13, Towson (3/7/26)

A non-ranked team in IL media poll defeated UVA
L 9-13, Towson (3/7/26)

Defeated UVA at Klöckner Stadium
L 9-13, Towson (3/7/26)

Defeated UVA at Klöckner Stadium in consecutive games
L 9-13, Towson (3/7/23),
L 13-14, #16 Johns Hopkins (2/28/26)

Scored 20+ goals
#18 Harvard (2/18/23); UVA won, 25-21

Scored 20+ goals and won
#1 Maryland (3/19/22); UMD won, 23-12

Scored 5+ consecutive goals
L 9-13, 6 consecutive goals vs. Towson (3/7/26)

Scored 7+ consecutive goals
L 12-18, 7 consecutive goals at #8 Richmond (2/14/26)

Scored 8+ consecutive goals
L 5-14, 8 consecutive goals at Ohio State (2/22/25)

20+ saves
20, Towson (3/11/23)

60+ shots
62, at #18 Johns Hopkins (3/25/17)

50+ shots
52, #8 Syracuse (3/29/25)

15+ assists
16, #18 Harvard (2/18/23)

50+ ground balls
51, #1 Notre Dame (4/27/24)

15+ caused turnovers
15, #2 North Carolina (#) (5/29/21)

Held UVA to less than 75% on clears
20-28 (.714), #7 Duke (4/4/26)

3+ man-up goals
5 (5-7), Colgate (2/8/26)

5+ man-up goals
5, #18 Harvard (2/18/23)

25+ faceoff wins
25, #1 Maryland (3/19/22)

75%+ faceoff win percentage
88.9%, Syracuse (4/24/21)

Scored a man-down goal
1, Colgate, Sam Erickson (2/8/25)

Scored two man-down goals
2, #1 North Carolina (3/11/21)

Committed at least 20 turnovers
26, Towson (3/7/26)

Committed at least 25 turnovers
26, Towson (3/7/26)

Held UVA's man-up scoreless on 3+ EMOs
0-3, #10 Maryland (3/14/26)

Held UVA scoreless on all EMOs (min. 3)
0-3, #10 Maryland (3/14/26)

Held UVA scoreless for at least 30 minutes
35:14, at Ohio State (2/22/25)

Did not commit a penalty
W 14-10, #7 Duke (4/4/26)

– NCAA Tournament game
& – ACC Tournament game





THE LAST TIME – INDIVIDUAL

Individual

Scored 5+ goals

Truitt Sunderland (6), vs. Utah (3/21/26)

Scored 7+ goals

Payton Cormier (8), vs. Saint Joseph's (#) (5/11/24)

Scored 3+ man-up goals

Matt Poskay (3), at Drexel (2/18/06)

Had two midfielders score 3+ goals each

Griffin Schutz (3g) & Jack Walshe (3g), vs. Colgate (2/8/25)

Recorded 5+ assists

Brendan Millon (5) at #7 Duke (4/4/26)

Recorded 9+ points

Brendan Millon (4g, 6a), vs. Dartmouth (3/23/26)

Recorded 10+ points

Brendan Millon (4g, 6a), vs. Dartmouth (3/23/26)

Recorded Consecutive Hat Tricks

Truitt Sunderland, 3 goals at High Point (3/3/26), 3 goals vs. Towson (3/7/26)

Recorded Consecutive 5-Point Games

McCabe Millon (4g, 6a) vs. Colgate (2/8/26), (4g, 3a) at #8 Richmond (2/14/26), (2g, 4a) at Stony Brook (2/21/26); (2g, 3a) vs. #16 Johns Hopkins (2/28/26); (2g, 4a) at High Point (3/3/26); (1g, 4a) vs. Towson (3/7/26)

Took 15+ shots

Payton Cormier (15), vs. Saint Joseph's (#) (5/11/24)

Won 20+ faceoffs

Petey LaSalla (20), #4 Duke (3/31/23)

Won 25+ faceoffs

Petey LaSalla (26), at #3 North Carolina (4/10/21)

75%+ faceoff win percentage (min. 10 attempts)

Andrew Greenspan, (.789), vs. Utah (3/21/26)

Recorded 10+ ground balls

Griff Meyer (11), at #8 Richmond (2/14/26)

Recorded 15+ ground balls

Petey LaSalla (15), #4 Duke (3/31/23)

Recorded 10+ ground balls by a non-faceoff specialist

Ben Wayer (10), vs. #3 Johns Hopkins (#) (5/19/24)

Recorded 5+ caused turnovers

John Schroter (5), vs. #9 Duke (4/26/25)

Recorded 15+ saves

Matthew Nunes (16), vs. #8 Syracuse (3/29/25)

Recorded 20+ saves

Patrick Burkinshaw (24), at #19 Princeton (2/23/19)

Faceoff specialist scored at least one goal

Griff Meyer (2), at Stony Brook (2/21/26)

Faceoff specialist scored multiple goals

Griff Meyer (2), at Stony Brook (2/21/26)

SSDM scored a goal

Hudson Hausmann (1), at #7 Duke (4/4/26)

Scored a pole goal

Robby Hopper (1), vs. Dartmouth (3/23/26)

Scored a goalie goal

Matthew Nunes (1), at #16 Harvard (3/30/24)

Goalie scored a game-winning goal

Matthew Nunes (1), at #16 Harvard (3/30/24)

Goalie recorded multiple assists

Matthew Nunes (3), vs. Lafayette (4/19/25)

Goalie recorded 3+ assists

Matthew Nunes (3), vs. Lafayette (4/19/25)

Opponent – Individual

Scored 5+ goals

Alex Roussel (5), Towson (3/7/26)

Scored 7+ goals

Silas Richmond (7), UAlbany (3/19/24)

Recorded 5+ assists

Jacob Angelus (5), #3 Johns Hopkins (#) (5/19/24)

Recorded 6+ points

Hunter Chauvette (6g), #16 Johns Hopkins (2/28/26)

Recorded 10+ points

Justin Guterding (6g, 4a), at #9 Duke (4/15/17)

Won 20+ faceoffs

Jake Naso (21), at #2 Duke (4/15/23)

Won 75% of faceoff attempts (min. 10 attempts)

Shea Keethler (9-12), #1 Maryland (3/15/25)

Recorded 10+ ground balls

John Carrabine (10), Colgate (2/8/26)

Recorded 8+ ground balls by a non-faceoff specialist or goalie

John Carrabine (10), Colgate (2/8/26)

Recorded 10+ ground balls by a non-faceoff specialist or goalie

John Carrabine (10), Colgate (2/8/26)

Recorded 5+ caused turnovers

Martin Nelson (5), at #18 Harvard (3/30/24)

Recorded 15+ saves

Matt Nilan (15), Towson (3/7/26)

Recorded 20+ saves

Evan Long (20), Towson (3/11/23)

Had no more than five goals-against (min. 55:00)

Caleb Fyock (5GA, 12 saves), at Ohio State (2/22/25)

– NCAA Tournament game

& – ACC Tournament game

SCORING BY QUARTERS

	1	2	3	4	OT	F	
Colgate	3	5	4	2	—	14	
#14 Virginia	5	4	6	4	—	19	
	1	2	3	4	OT	F	
#13 Virginia	4	3	3	2	—	12	
#8 Richmond	4	5	6	3	—	18	
	1	2	3	4	OT	F	
#17 Virginia	7	4	3	5	—	19	
Stony Brook	1	2	3	1	—	7	
	1	2	3	4	OT	F	
#16 Johns Hopkins	2	1	5	6	—	14	
#13 Virginia	6	2	4	1	—	13	
	1	2	3	4	OT	F	
#17 Virginia	5	3	4	2	—	14	
High Point	1	2	2	2	—	7	
	1	2	3	4	OT	F	
Towson	4	5	3	1	—	13	
#17 Virginia	2	3	4	0	—	9	
	1	2	3	4	OT	F	
Virginia	2	3	3	4	0	0	12
#10 Maryland	4	3	4	1	0	0	13
	1	2	3	4	OT	F	
Utah	3	1	4	3	—	11	
Virginia	1	4	7	4	—	16	
	1	2	3	4	OT	F	
Dartmouth	1	3	0	3	—	7	
Virginia	7	5	3	3	—	18	
	1	2	3	4	OT	F	
#1 Notre Dame	3	3	3	0	—	9	
Virginia	3	2	4	2	—	11	
	1	2	3	4	OT	F	
#6 Virginia	3	2	5	4	—	14	
#7 Duke	2	4	1	3	—	10	
	1	2	3	4	OT	F	
#13 Virginia							
#5 Syracuse							
	1	2	3	4	OT	F	
North Carolina							
Virginia							
	1	2	3	4	OT	F	
Drexel							
Virginia							





LARGEST CROWDS SINCE 2006

Date	Opponent (Rk)	W/L	Score	Attendance
April 2, 2011	! Maryland (10)	L	7-12	10,545
April 17, 2010	Duke (5)	L	9-13	8,000
April 12, 2008	Duke (2)	L	9-19	8,000
March 22, 2008	Johns Hopkins (6)	W	13-12 (OT)	7,579
March 7, 2010	Syracuse (1)	W	11-10	7,501
March 25, 2006	Johns Hopkins (9)	W	12-6	7,440
April 13, 2012	Duke (7)	L	5-13	7,234
March 24, 2012	Johns Hopkins (2)	L	10-11 (OT)	6,899
April 6, 2013	North Carolina (4)	L	7-10	6,787
April 27, 2024	Notre Dame (1)	L	9-11	6,497
March 27, 2010	Johns Hopkins (12)	W	15-6	6,366
March 4, 2012	Syracuse (3)	W	14-10	5,855
March 18, 2023	Maryland (3)	L	13-14 (OT)	5,745
March 30, 2013	Maryland (2)	L	7-9	5,225
March 8, 2009	Cornell (4)	W	14-10	5,175
April 6, 2024	North Carolina	W	14-6	5,136
March 1, 2014	Syracuse (8)	W	17-12	5,102
March 31, 2007	Maryland (10)	W	12-8	5,048
March 28, 2008	Maryland (9)	W	10-9 (4OT)	5,019
March 22, 2014	Johns Hopkins (9)	W	11-10 (OT)	4,737
April 9, 2011	North Carolina (5)	W	11-10 (OT)	4,598
March 19, 2011	Ohio State (20)	W	14-11	4,517
May 4, 2019	& Notre Dame (9)	W	10-4	4,489
April 30, 2023	Notre Dame (1)	W	12-8	4,368
April 11, 2023	Michigan	W	17-13	4,321
March 10, 2007	Princeton (7)	W	7-6	4,143
April 18, 2009	Dartmouth	W	13-6	4,080
March 4, 2006	Syracuse (5)	W	20-15	4,038

! – Scott Stadium

& – ACC Championship game

UPCOMING MILESTONES

75 Career Games Played

#00 Charles Balsamo, A/M	62
#3 Truitt Sunderland, A	52
#81 Aidan Murnane, D	51

50 Career Games Played

#23 Johnny Hackett, A/M	49
#9 McCabe Millon, A	43
#13 Ryan Colsey, A	42

100 Career Goals

#9 McCabe Millon, A	84
---------------------	----

75 Career Goals

#3 Truitt Sunderland, A	76
#13 Ryan Colsey, A	74
#23 Johnny Hackett, A/M	71

100 Career Assists

#9 McCabe Millon, A	86
---------------------	----

50 Career Assists

#3 Truitt Sunderland, A	39
-------------------------	----

200 Career Points

#9 McCabe Millon, A	170 (84g, 86a)
---------------------	----------------

150 Career Points

#3 Truitt Sunderland, A	115 (76g, 39a)
#23 Johnny Hackett, A/M	107 (71g, 36a)

100 Career Points

#13 Ryan Colsey, A	95 (74g, 21a)
--------------------	---------------

300 Career Saves

#27 Jake Marek, G	333
-------------------	-----

2026 VIRGINIA SCORING RUNS

Opponent	Date	Goals	Time	Run (Qtr.)
Dartmouth	3/23/26	8	11:40	4:14 Q1 – 7:34 Q2
at Stony Brook	2/21/26	7	9:44	14:49 Q1 – 5:05 Q1
at Stony Brook	2/21/26	5	5:19	0:07 Q3 – 9:48 Q4
Colgate	2/8/26	5	6:02	4:05 Q3 – 13:03 Q4

Minimum five consecutive goals; Run = time of first goal - time of last goal

2026 OPPONENT SCORING RUNS

Opponent	Date	Goals	Time	Run (Qtr.)
at #8 Richmond	2/14/26	7	14:13	5:09 Q2 – 5:56 Q3
#16 Johns Hopkins	2/28/26	6	11:40	13:01 Q4 – 1:21 Q4
Towson	3/7/26	6	9:16	6:17 Q1 – 12:01 Q2

Minimum five consecutive goals; Run = time of 1st goal - time of last goal

2026 OPPONENT SCORING DROUGHTS

Opponent	Date	Time	Drought (Qtr.)
#1 Notre Dame	3/28/26	19:34	4:34 Q3 – 0:00 Q4
#10 Maryland	3/14/26	15:41	1:31 Q3 – 0:39 Q4
Dartmouth	3/23/26	15:29	0:02 Q2 – 14:39 Q4

Minimum 15 minutes

2026 VIRGINIA SCORING DROUGHTS

Opponent	Date	Time	Drought (Qtr.)
at #8 Richmond	2/8/26	16:25	6:24 Q2 – 4:59 Q3
Towson	3/7/26	16:17	1:17 Q3 – 0:00 Q4
#1 Notre Dame	3/28/26	16:11	7:56 Q1 – 6:45 Q2
#16 Johns Hopkins	2/28/26	15:29	1:27 Q3 – 1:21 Q4

Minimum 15 minutes

VIRGINIA'S LARGEST LEADS/DEFICITS

Largest margin of victory	12
	Won 19-7 at Stony Brook (2/21)
Largest margin of defeat	6
	Lost 18-12 at #8 Richmond (2/14)
Largest halftime lead	8 (2x)
	Led 12-4 vs. Dartmouth (3/23); Led 11-3 at Stony Brook (2/21)
Largest halftime deficit	2
	Trailed 9-7 at #8 Richmond (2/14); Trailed 7-5 at #10 Maryland (3/14)
Largest lead at the end of 3rd quarter	11
	Led 15-4 vs. Dartmouth (3/23)
Largest deficit at the end of 3rd quarter	5
	Trailed 15-10 at #8 Richmond (2/14)
Largest lead at the end of 1st quarter	6 (2x)
	Led 7-1 vs. Dartmouth (3/23); Led 7-1 at Stony Brook (2/21)
Largest deficit at the end of 1st quarter	2
	Trailed 4-2 vs. Towson (3/7); Trailed 4-2 at #10 Maryland (3/14)



PROGRAM RECORDS

INDIVIDUAL

GOALS SCORED, GAME

8, Butch McCleary vs. Navy, 1958;
Doug Knight vs. Syracuse, 1996;
Garrett Billings vs. Stony Brook, 2009;
Payton Cormier vs. Saint Joseph's, 2024

ASSISTS, GAME

10, Mike Caravana vs. Loyola, 1983

POINTS, GAME

14, Gordon Jones vs. Williams, 1952 (6g, 8a)

GOALS PER GAME, SEASON

3.7, Doug Knight, 1996 (15-56)

ASSISTS PER GAME, SEASON

4.7, Kris Snider, 1977 (9-42)

POINTS PER GAME, SEASON

7.1, Kris Snider, 1977 (9-64) (22g, 42a)

GOALS, SEASON

65, Payton Cormier, 2024 (18 games)

ASSISTS, SEASON

58, Jay Connor, 1972 (15 games)

POINTS, SEASON

89, Matt Moore, 2019 (20 games, 46g, 43a)

GOALS PER GAME, CAREER

3.07, Payton Cormier, 2020-24 (73-224)

ASSISTS PER GAME, CAREER

3.35, Kris Snider, 1975-78 (43-144)

POINTS PER GAME, CAREER

4.9, Gordon Jones, 1950-52 (29-142; 67g, 75a);
Kris Snider, 1975-78 (43-209; 65g, 144a)

GAMES SCORING GOALS, CONSECUTIVE

39, Doug Knight, 1995-97

GAMES SCORING GOALS, CAREER

68, Payton Cormier, 2020-24

GOALS, CAREER

224, Payton Cormier, 2020-24 (73 games)

GAMES SCORING ASSISTS, CONSECUTIVE

32, Kris Snider, 1976-78

GAMES SCORING ASSISTS, CAREER

64, Connor Shellenberger, 2021-24

ASSISTS, CAREER

192, Connor Shellenberger, 2021-24 (68 games)

GAMES SCORING POINTS, CONSECUTIVE

63, Matt Moore, 2018-22

GAMES SCORING POINTS, CAREER

71, Matt Moore, 2018-22

POINTS, CAREER

323, Connor Shellenberger, 2021-24
(68 games; 131g, 192a, 323p)

SAVES, GAME

35, Bob Catzen vs. Johns Hopkins, 1948;
Bo Moore vs. Army, 1954

SAVES, SEASON

213, Matthew Nunes, 2023 (17 games)

SAVES, CAREER

700, Tillman Johnson, 2001-04 (59 games)

GAMES, CAREER

77, Dox Aitken, 2017-21
Jared Conners, 2017-21
Petey LaSalla, 2019-23

TEAM RECORDS

MOST GOALS, GAME

38 vs. VMI, 1996 (38-5)

MOST GOALS, GAME, BOTH TEAMS

46 (Harvard, 25-21, 2023)

MOST GOALS ALLOWED, GAME

25 by Maryland, 1974 (25-13)

MOST FACEOFFS, GAME, BOTH TEAMS

49 (Harvard, 27-49, 2023)

NUMBER OF SHUTOUTS

8 (Most Recent 9-0 at Richmond, 2016)

NUMBER OF TIMES SHUT OUT

11 (Most Recent 18-0 vs Maryland, 1955)

CONSECUTIVE GAMES SCORING GOALS

899 (1955-present)

CONSECUTIVE GAMES SCORING 10 OR MORE GOALS

44 (1995-97)

LARGEST MARGIN OF VICTORY

33, vs. VMI, 38-5, 1996

LARGEST MARGIN OF DEFEAT

18 vs. Maryland, 0-18, 1955

MOST GOALS, SEASON

293, 2023 (17 games)

MOST GOALS PER GAME

18.2, 1997 (14-255)

FEWEST GOALS ALLOWED, SEASON

(minimum 8 games)

58, 1969 (10 games), 1970 (10 games)

MOST ASSISTS, SEASON

195, 2023

MOST POINTS, SEASON

488, 2023

MOST GAMES, SEASON

20, 2019

BEST RECORD, SEASON

1.000 (17-0), 2006

MOST WINS, SEASON

17, 2006 (17-0); 2019 (17-3)

MOST WINS, FOURTH-YEAR CLASS

58, 2009 (58-11); 2011 (58-14)

BEST RECORD, FOURTH-YEAR CLASS

.841 2008 (58-11)

LONGEST WIN STREAK

17, 2006

LONGEST HOME WIN STREAK

19 (2-2004, 9-2005, 8-2006)

LONGEST AWAY/NEUTRAL WIN STREAK

14 (6-1999, 8-2000)

LONGEST WIN STREAK OVER ONE TEAM

25 vs. VMI, 1949-pres.

LONGEST WIN STREAK OVER ACC TEAM

24 vs. Duke, 1956-86

LONGEST ACC WIN STREAK

(Regular Season) 11, 1982-85

LONGEST WIN STREAK IN ACC PLAY VS. ONE TEAM (REGULAR SEASON GAMES ONLY SINCE 1954)

24 vs. Duke, 1956-86

LONGEST LOSING STREAK IN ACC PLAY VS. ONE TEAM (REGULAR SEASON GAMES ONLY SINCE 1954)

20 to Duke (2005-pres.)

LONGEST LOSING STREAK TO ONE TEAM

12 to Navy, 1959-70

LONGEST CONTINUOUS SERIES WITH ONE TEAM (PLAYING AT LEAST ONCE A YEAR)

72 years vs. Johns Hopkins, 1948-2019; 64 years vs. Maryland, 1950-2014 (vs. ACC team)

ACC TITLES

19 (1962, 1964, 1969-71, 1975, 1980, 1983-86, 1997, 1999, 2000, 2003, 2006, 2010, 2019, 2022)

ACC TOURNAMENT TITLES

7 (1997, 1999, 2000, 2003, 2006, 2010, 2019)

NCAA TOURNAMENT BIDS

43 (1971-74, 1978-86, 1988, 1990-91, 1993-2003, 2005-12, 2014-15, 2018-19, 2021, 2022, 2023, 2024)

NCAA SEMIFINALS

26 (1972-73, 1979-82, 1985-86, 1988, 1994-96, 1999-2000, 2002-03, 2005-06, 2008-11, 2019, 2021, 2023, 2024)

NCAA FINALS

11 (1972, 1980, 1986, 1994, 1996, 1999, 2003, 2006, 2011, 2019, 2021)

NATIONAL CHAMPIONSHIPS

9 (1952 USILA co-champions; 1970 USILA tri-champions; 1972 NCAA; 1999 NCAA; 2003 NCAA; 2006 NCAA; 2011 NCAA; 2019 NCAA; 2021 NCAA)





SINGLE-GAME TOP-10 LEADERS

GOALS (6+)

Player/Opponent	Goals
1. Butch McCleary vs. Navy, 1958	8
Doug Knight vs. Syracuse, 1996	8
Garrett Billings vs. Stony Brook, 2009	8
Payton Cormier vs. Saint Joseph's, 2024	8
5. Tom Duquette vs. Johns Hopkins, 1970	7
Pete Eldredge vs. Washington & Lee, 1971	7
Paul French vs. Virginia Tech, 1981	7
Paul French vs. Virginia Tech, 1982	7
Paul French vs. North Carolina, 1983	7
Kevin Pehlke vs. Loyola, 1991	7
Ben Rubeor vs. Towson, 2007	7
Matt White vs. North Carolina, 2013	7
Mike D'Amario vs. Drexel, 2017	7
Xander Dickson vs. VMI, 2019	7
Payton Cormier vs. Ohio State, 2023	7
Xander Dickson vs. Syracuse, 2023	7
Payton Cormier at Towson, 2024	7
18. 39 times	6
last by Truitt Sunderland vs. Utah, 2026	

ASSISTS (8+)

Player/Opponent	Ast
1. Mike Caravana vs. Loyola, 1983	10
2. Jay Connor vs. Wash. & Lee, 1969	9
Conor Gill vs. Cornell, 2002	9
4. Gordon Jones vs. Williams, 1952	8
Joe Dyer vs. Williams, 1958	8
Joe Dyer vs. Navy, 1958	8
Kris Snider vs. William & Mary, 1977	8
Mike Caravana vs. Navy, 1982	8
Rob Falk vs. VMI, 1992	8
Sean Miller vs. Radford, 1995	8

POINTS (10+)

Player/Opponent	Pts (g,a)
1. Gordon Jones vs. Williams, 1952	14 (6,8)
2. Joe Dyer vs. Navy, 1958	13 (8,5)
3. Gordon Jones vs. Kenyon, 1951	11 (5,6)
Jay Connor vs. Wash. & Lee, 1969	11 (2,9)
Paul French vs. Virginia Tech, 1982	11 (7,4)
Mike Caravana vs. Loyola, 1983	11 (1,10)
Garrett Billings vs. Stony Brook, 2009	11 (8,3)
8. Gordon Jones vs. Wash. & Lee, '52	10 (3,7)
Joe Dyer vs. Williams, 1958	10 (2,8)
Jack Davies vs. Baltimore, 1964	10 (5,5)
Mike Caravana vs. Navy, 1982	10 (2,8)
Kevin Pehlke vs. Loyola, 1991	10 (7,3)
Steve Wilt vs. VMI, 1991	10 (4,6)
Doug Knight vs. Syracuse, 1996	10 (8,2)
Conor Gill vs. Cornell, 2002	10 (1,9)
Michael Kraus vs. Stony Brook, 2018	10 (5,5)
Connor Shellenberger vs. Harvard, 2023	10 (3,7)
Connor Shellenberger vs. Towson, 2023	10 (4,6)
Connor Shellenberger vs. Georgetown, 2023	10 (6,4)
Connor Shellenberger vs. Towson, 2024	10 (3,7)
Brendan Millon vs. Dartmouth, 2026	10 (4,6)

GROUND BALLS (14+)

Player/Opponent	GB
1. Andy Kraus vs. Duke, 1988	27
2. Gabby Roe vs. Duke, 1990	17
Mike Schattner vs. Roanoke, 1991	17
4. Dave Pocock vs. Hofstra, 1978	16
Steve Kraus vs. Navy, 1980	16
Court Durling vs. Syracuse, 1995	16
7. Boo Smith vs. Army, 1972	15
Steve Kraus vs. Johns Hopkins, 1980	15
Ben Johnson vs. Duke, 1995	15
Petey LaSalla vs. Duke, 2023	15
11. Greg Montgomery vs. Wash. & Lee, 1974	14
Vince Sandusky vs. Wash. & Lee, 1977	14
Steve Kraus vs. North Carolina, 1981	14
Steve Crawford vs. Virginia Tech, 1986	14
Ben Johnson vs. Brown, 1995	14
Ben Johnson vs. VMI, 1996	14
David Jenkins vs. Hofstra, 2001	14
Petey LaSalla vs. Towson, 2021	14
Petey LaSalla vs. Lafayette, 2022	14

FACEOFF WINS (20+)

Player/Opponent	Wins
1. Jason Hard vs. Syracuse, 1997	29
2. Petey LaSalla vs. North Carolina, 2021	26
3. Justin Schwenk vs. Princeton, 2018	25
4. Mick Parks vs. Syracuse, 2014	24
5. Steve Kraus vs. Johns Hopkins, 1981	23
Andy Kraus vs. Duke, 1988	23
Petey LaSalla vs. Robert Morris, 2021	23
Petey LaSalla vs. Quinnipiac, 2022	23
9. Dave Pocock vs. NC State, 1978	22
Justin Schwenk vs. Robert Morris, 2019	22
Petey LaSalla at Johns Hopkins	22
12. David Jenkins vs. Hofstra, 2001	21
Chad Gaudet vs. Johns Hopkins, 2009	21
Petey LaSalla vs. North Carolina, 2021	21
Petey LaSalla vs. Maryland, 2021	21
16. Brad Wood vs. Loyola, 1986	20
Ryan Benincasa vs. Syracuse, 2012	20
Justin Schwenk vs. Stony Brook, 2018	20
Petey LaSalla vs. Utah, 2021	20
Petey LaSalla vs. Harvard, 2023	20
Petey LaSalla vs. Duke, 2023	20

FACEOFF WIN PCT. (MIN. 10 ATTEMPTS)

Player vs. Opponent	Pct.	W-A
1. Scott Coulter, Virginia Tech, '80	1.000	11-11
Charlie Glazer vs. Mt. St. Mary's, '06	1.000	11-11
3. Greg Montgomery vs. North Carolina, '72	.929	13-14
Andy Kraus vs. Navy, '89	.929	13-14
Jason Hard vs. Mercyhurst, '98	.929	13-14
David Jenkins vs. Delaware, '99	.929	13-14
Ryan Benincasa vs. Vermont, 12	.929	13-14
8. Brad Wood vs. Radford, '86	.923	12-13
9. Steve Nauss vs. Roanoke, '72	.917	11-12
Scott Coulter vs. William & Mary, '81	.917	11-12
Ray Kamrath vs. UMBC, '93	.917	11-12
Jason Hard vs. UMass, '99	.917	11-12
Jason Hard vs. Stony Brook, '99	.917	11-12
Jason Hard vs. Stony Brook, '00	.917	11-12

SAVES (28+)

Player/Opponent	Saves
1. Bob Catzen vs. Johns Hopkins, 1948	35
Bo Moore vs. Army, 1954	35
3. Deeley Nice vs. Johns Hopkins, 1962	34
4. Brian Rowe vs. Maryland, 1956	30
Deeley Nice vs. Army, 1961	30
Deeley Nice vs. Army, 1962	30
7. Bo Moore vs. Navy, 1954	29
Rodney Rullman vs. Navy, 1975	29
9. Bo Moore vs. Wash. & Lee, 1954	28
Bob Hoover vs. Maryland, 1958	28
Last with at least 25: Peter Sheehan, 25 vs. Johns Hopkins, 1988	

FRESHMAN SAVES (18+)

Player/Opponent	Saves
1. Patrick Burkinshaw, 2019 vs. Princeton	19
2. Rodney Rullman, 1972 vs. Washington & Lee	18
Rodney Rullman, 1972 vs. Army	18
Tillman Johnson, 2001 vs. Johns Hopkins	18
Griffin Thompson, 2017 vs. Robert Morris	18



NCAA TOURNAMENT HISTORY

Year	Opponent	W/L	Score	Site	Rd
1971 (7)	Navy (2)	L	6-9	Charlottesville, Va.	QF
1972 (2)	Army (7)	W	10-3	Charlottesville, Va.	QF
	Cortland (3)	W	14-7	Cortland, N.Y.	SF
	Johns Hopkins (4)	W	13-12	College Park, Md.	F
1973 (6)	Hofstra (3)	W	12-5	Hempstead, N.Y.	QF
	Johns Hopkins (2)	L	9-12	Baltimore, Md.	SF
1974 (5)	Cornell (4)	L	8-15	Ithaca, N.Y.	QF
1978 (6)	Maryland (3)	L	10-15	College Park, Md.*	QF
1979 (4)	Cornell (5)	W	15-8	Charlottesville, Va.	QF
	Johns Hopkins (1)	L	7-16	Baltimore, Md.	SF
1980 (1)	Cornell (8)	W	9-8 (OT)	Charlottesville, Va.	QF
	North Carolina (5)	W	11-10 (2OT)	Charlottesville, Va.	SF
	Johns Hopkins (2)	L	8-9 (2OT)	Ithaca, N.Y.	F
1981 (5)	UMass (4)	W	16-12	Charlottesville, Va.	QF
	Johns Hopkins (1)	L	6-10	Baltimore, Md.	SF
1982 (3)	Adelphi (6)	W	15-7	Charlottesville, Va.	QF
	Johns Hopkins (2)	L	9-13	Baltimore, Md.	SF
1983 (3)	Maryland (6)	L	4-13	Charlottesville, Va.	QF
1984 (4)	North Carolina (5)	L	2-11	Charlottesville, Va.	QF
1985 (4)	Army (5)	W	10-6	Charlottesville, Va.	QF
	Johns Hopkins (1)	L	8-11	Baltimore, Md.	SF
1986 (3)	Navy (6)	W	12-9	Charlottesville, Va.	QF
	Syracuse (2)	W	12-10	Newark, Del.	SF
	North Carolina (5)	L	9-10 (OT)	Newark, Del.	F
1988 (x)	Yale (7)	W	10-9 (2OT)	New Haven, Conn.	1st
	Johns Hopkins (2)	W	11-10 (OT)	Baltimore, Md.	QF
	Cornell (x)	L	6-17	Syracuse, N.Y.	SF
1990 (6)	Rutgers (x)	L	6-7	Charlottesville, Va.	1st
1991 (6)	Towson (x)	L	13-14	Charlottesville, Va.	1st
1993 (5)	Notre Dame (x)	W	19-9	Charlottesville, Va.	1st
	Johns Hopkins (4)	L	10-14	Baltimore, Md.	QF
1994 (5)	Notre Dame (x)	W	23-4	Charlottesville, Va.	1st
	North Carolina (4)	W	12-10	Chapel Hill, N.C.%	QF
	Syracuse (1)	W	15-14 (OT)	College Park, Md.	SF
	Princeton (3)	L	8-9 (OT)	College Park, Md.	F
1995 (2)	Brown (7)	W	16-13	Charlottesville, Va.	QF
	Syracuse (3)	L	13-20	College Park, Md.	SF
1996 (3)	Harvard (x)	W	23-12	Baltimore, Md.	QF
	Johns Hopkins (7)	W	16-10	College Park, Md.	SF
	Princeton (1)	L	12-13 (OT)	College Park, Md.	F
1997 (2)	Maryland (x)	L	9-10	College Park, Md.	QF
1998 (6)	Hobart (x)	W	16-10	Amherst, Mass.	1st
	Syracuse (3)	L	14-17	Hempstead, N.Y.	QF
1999 (3)	Delaware (6)	W	17-10	Princeton, N.J.	QF
	Johns Hopkins (2)	W	16-11	College Park, Md.	SF
	Syracuse (8)	W	12-10	College Park, Md.	F
2000 (2)	Duke (7)	W	10-9	Baltimore, Md.	QF
	Princeton (3)	L	11-12	College Park, Md.	SF
2001 (8)	Hofstra (x)	L	14-15 (OT)	West Point, N.Y.	1st
2002 (3)	Cornell (6)	W	11-10	Baltimore, Md.	QF
	Syracuse (2)	L	11-12 (2OT)	New Brunswick, N.J.	SF
2003 (2)	Mount St. Mary's (x)	W	19-8	Charlottesville, Va.	1st
	Georgetown (x)	W	12-7	Towson, Md.	QF
	Maryland (3)	W	14-4	Baltimore, Md.	SF
	Johns Hopkins (1)	W	9-7	Baltimore, Md.	F
2005 (4)	Albany (x)	W	23-9	Charlottesville, Va.	1st
	Navy (5)	W	10-8	Baltimore, Md.	QF
	Johns Hopkins (1)	L	8-9 (OT)	Philadelphia, Pa.	SF
2006 (1)	Notre Dame (x)	W	14-10	Charlottesville, Va.	1st
	Georgetown (8)	W	20-8	Towson, Md.	QF
	Syracuse (5)	W	17-10	Philadelphia, Pa.	SF
	UMass (x)	W	15-7	Philadelphia, Pa.	F
2007 (2)	Delaware (x)	L	8-14	Charlottesville, Va.	1st
2008 (2)	UMBC (x)	W	10-9	Charlottesville, Va.	1st
	Maryland (7)	W	8-7 (OT)	Annapolis, Md.	QF
	Syracuse (3)	L	11-12 (2OT)	Foxborough, Mass.	SF

Year	Opponent	W/L	Score	Site	Rd
2009 (1)	Villanova (x)	W	18-6	Charlottesville, Va.	1st
	Johns Hopkins (8)	W	19-8	Annapolis, Md.	QF
	Cornell (5)	L	6-15	Foxborough, Mass.	SF
2010 (1)	Mount St. Mary's (x)	W	18-4	Charlottesville, Va.	1st
	Stony Brook (8)	W	10-9	Stony Brook, N.Y.	QF
	Duke (5)	L	13-14	Baltimore, Md.	SF
2011 (7)	Bucknell (x)	W	13-12 (OT)	Charlottesville, Va.	1st
	Cornell (2)	W	13-9	Hempstead, N.Y.	QF
	Denver (6)	W	14-8	Baltimore, Md.	SF
	Maryland (x)	W	9-7	Baltimore, Md.	F
2012 (5)	Princeton (x)	W	6-5	Charlottesville, Va.	1st
	Notre Dame (4)	L	10-12	Chester, Pa.	QF
2014 (8)	Johns Hopkins (x)	L	8-14	Charlottesville, Va.	1st
2015 (7)	Johns Hopkins (x)	L	7-19	Charlottesville, Va.	1st
2018 (x)	Loyola (6)	L	12-14	Baltimore, Md.	1st
2019 (3)	Robert Morris (x)	W	19-10	Charlottesville, Va.	1st
	Maryland (x)	W	13-12 (OT)	Hempstead, N.Y.	QF
	Duke (2)	W	13-12 (2OT)	Philadelphia, Pa.	SF
	Yale (5)	W	13-9	Philadelphia, Pa.	F
	2020	No NCAA Tournament Due to the COVID-19 Pandemic			
2021 (4)	Bryant (x)	W	13-11	Charlottesville, Va.	1st
	Georgetown (5)	W	14-3	Hempstead, N.Y.	QF
	North Carolina (1)	W	12-11	East Hartford, Conn.	SF
	Maryland (3)	W	17-16	East Hartford, Conn.	F
2022 (x)	Brown (8)	W	17-10	Providence, R.I.	1st
	Maryland (1)	L	9-18	Columbus, Ohio	QF
2023 (2)	Richmond (x)	W	17-8	Charlottesville, Va.	1st
	Georgetown (7)	W	17-14	Albany, N.Y.	QF
	Notre Dame (3)	L	12-13 (OT)	Philadelphia, Pa.	SF
2024 (6)	Saint Joseph's (x)	W	17-11	Charlottesville, Va.	1st
	Johns Hopkins (3)	W	11-10 (2OT)	Towson, Md.	QF
	Maryland (7)	L	6-12	Philadelphia, Pa.	SF

Prior to 1993, all NCAA Tournament games in Charlottesville were held at Scott Stadium.

Key to sites: * – Maryland's turf field; % – Kenan Stadium
x – unseeded





Charles Balsamo 00

Midfield | Sr. | 5-8 | 180 | Manhasset, N.Y. | Chaminade | Duke

Notables

- Transferred to UVA after a two-year stint at Duke
- Helped the Blue Devils reached national championship game in 2023
- Scored two goals in 16-15 overtime win over Penn State of 2023 NCAA semifinals

CAREER STATISTICS

Season	GP	GS	G	A	PTS	SH	SH%	SOG	SOG%	GW	UP	DN	GB
2023 *	19	18	20	11	31	61	0.328	42	0.689	1	2	0	20
2024 *	19	3	7	9	16	28	0.250	16	0.571	1	0	0	5
2025	13	0	2	2	4	10	0.200	5	0.500	0	0	0	7
2026	11	0	4	1	5	14	0.286	7	0.500	0	0	0	0
Totals	62	21	33	23	56	113	0.292	70	0.619	2	2	0	32

Career Highs	Category	Season Highs
9x last vs. Dartmouth (3/23/26)	Goals	2 vs. Dartmouth (3/23/26)
3x, last vs. High Point (2/24/24) *	Assists	1 at Stony Brook (2/21/26)
vs. High Point (2/24/24) *	Points	4 vs. Colgate (2/8/26)
at Syracuse (3/5/23) *	Shots	10 2x, last vs. Dartmouth (3/23/26)

* - while at Duke

2026 GAME LOGS

Date	Opponent	Result	GP	GS	G	A	Pts	Sh	SOG	GW	UP	DN	GB	TO	CT
2/8	Colgate	W, 19-14	1	0	1	0	1	1	1	0	0	0	0	0	0
2/14	at #8 Richmond	L, 12-18	1	0	0	0	0	0	0	0	0	0	0	1	0
2/21	at Stony Brook	W, 19-7	1	0	1	1	2	1	1	0	0	0	0	0	0
2/28	#16 Johns Hopkins	L, 13-14	1	0	0	0	0	0	0	0	0	0	0	0	0
3/3	at High Point	W, 14-7	1	0	0	0	0	3	1	0	0	0	0	0	0
3/7	Towson	L, 9-13	1	0	0	0	0	1	0	0	0	0	0	0	0
3/14	at #10 Maryland	L, 12-13	1	0	0	0	0	1	0	0	0	0	0	0	0
3/21	Utah	W, 16-11	1	0	0	0	0	1	0	0	0	0	0	1	0
3/23	Dartmouth	W, 18-7	1	0	2	0	2	3	3	0	0	0	0	1	0
3/28	#1 Notre Dame	W, 11-9	1	0	0	0	0	1	1	0	0	0	0	1	0
4/4	at #7 Duke	W, 14-10	1	0	0	0	0	2	0	0	0	0	0	0	0
Totals			11	0	4	1	5	14	7	0	0	0	0	4	0



Truitt Sunderland 3

Attack | Sr. | 5-11 | 160 | Baltimore, Md. | Calvert Hall

Notables

- One of three team captains
- Led all UVA players in 2025 with 51 points, also good for sixth in ACC
- Also averaged fourth among all ACC players in goals per game (2.29) in 2025

CAREER STATISTICS

Season	GP	GS	G	A	PTS	SH	SH%	SOG	SOG%	GW	UP	DN	GB
2023	16	1	9	8	17	24	0.375	17	0.708	0	0	0	14
2024	11	1	3	2	5	11	0.273	6	0.545	0	0	0	6
2025	14	13	32	19	51	78	0.410	58	0.744	2	4	0	32
2026	11	11	32	10	42	75	0.427	48	0.640	1	4	0	16
Totals	52	26	76	39	115	188	0.404	129	0.686	3	8	0	68

Career Highs	Category	Season Highs
3x, last vs. Utah (3/21/26)	Goals	6 2x, last vs. Utah (3/21/26)
4x, last vs. Utah (3/22/25)	Assists	2 2x, last at High Point (3/3/26)
vs. Colgate (2/8/25)	Points	9 vs. Colgate (2/8/26)
2x, last vs. Utah (3/21/26)	Shots	13 vs. Utah (3/21/26)
vs. Colgate (2/8/26)	Ground Balls	5 vs. Colgate (2/8/26)

2026 GAME LOGS

Date	Opponent	Result	GP	GS	G	A	Pts	Sh	SOG	GW	UP	DN	GB	TO	CT
2/8	Colgate	W, 19-14	1	1	6	2	8	9	8	0	0	0	5	0	0
2/14	at #8 Richmond	L, 12-18	1	1	1	0	1	5	4	0	0	0	1	2	0
2/21	at Stony Brook	W, 19-7	1	1	2	1	3	4	3	0	1	0	0	0	0
2/28	#16 Johns Hopkins	L, 13-14	1	1	1	1	2	3	1	0	0	0	0	1	0
3/3	at High Point	W, 14-7	1	1	3	2	5	9	5	0	1	0	1	1	0
3/7	Towson	L, 9-13	1	1	3	1	4	7	3	0	1	0	4	1	0
3/14	at #10 Maryland	L, 12-13	1	1	2	1	3	7	4	0	0	0	0	1	1
3/21	Utah	W, 16-11	1	1	6	0	6	13	9	0	0	0	3	2	1
3/23	Dartmouth	W, 18-7	1	1	2	0	2	8	4	1	1	0	1	1	0
3/28	#1 Notre Dame	W, 11-9	1	1	2	2	4	5	2	0	0	0	0	0	0
4/4	at #7 Duke	W, 14-10	1	1	4	0	4	5	5	0	0	0	1	1	0
Totals			11	11	32	10	42	75	48	1	4	0	16	10	2



Ryan Duenkel 4

Attack/Midfield | So. | 5-8 | 180 | Great Falls, Va. | St. John's College

Notables

- Did not appear in any games in 2025 after suffering season-ending injury
- Top attackman in his class, according to Inside Lacrosse
- Nike & New Balance Senior All-American (2024)

CAREER STATISTICS

Season	GP	GS	G	A	PTS	SH	SH%	SOG	SOG%	GW	UP	DN	GB
2026	11	11	10	6	16	33	0.303	22	0.667	0	0	0	17
Totals	11	11	10	6	16	33	0.303	22	0.667	0	0	0	17

Career Highs	Category	Season Highs
2x, last vs. #16 Johns Hopkins (2/28/26)	Goals	2 2x, last vs. #16 Johns Hopkins (2/28/26)
vs. Colgate (2/8/26)	Assists	2 vs. Colgate (2/8/26)
at #7 Duke (4/4/26)	Points	2 7x, last at #7 Duke (4/4/26)
at #10 Maryland (3/14/26)	Shots	6 at #10 Maryland (3/14/26)
at #8 Richmond (2/14/26)	Ground Balls	5 at #8 Richmond (2/14/26)

2026 GAME LOGS

Date	Opponent	Result	GP	GS	G	A	Pts	Sh	SOG	GW	UP	DN	GB	TO	CT
2/8	Colgate	W, 19-14	1	1	0	2	2	3	1	0	0	0	1	0	0
2/14	at #8 Richmond	L, 12-18	1	1	2	0	2	3	3	0	0	0	5	2	1
2/21	at Stony Brook	W, 19-7	1	1	1	1	2	2	1	0	0	0	0	1	0
2/28	#16 Johns Hopkins	L, 13-14	1	1	2	0	2	3	2	0	0	0	2	0	2
3/3	at High Point	W, 14-7	1	1	1	1	2	1	1	0	0	0	0	1	1
3/7	Towson	L, 9-13	1	1	1	0	1	5	3	0	0	0	4	1	0
3/14	at #10 Maryland	L, 12-13	1	1	1	0	1	6	5	0	0	0	2	1	1
3/21	Utah	W, 16-11	1	1	1	1	2	2	2	0	0	0	0	1	1
3/23	Dartmouth	W, 18-7	1	1	0	0	0	1	1	0	0	0	1	0	0
3/28	#1 Notre Dame	W, 11-9	1	1	0	0	0	2	1	0	0	0	0	2	0
4/4	at #7 Duke	W, 14-10	1	1	1	1	2	4	1	0	0	0	1	0	0
Totals			11	11	10	6	16	33	22	0	0	0	17	9	6



Joey Terenzi 5

Midfield | Sr. | 5-10 | 180 | Manhasset, N.Y. | Manhasset

Notables

- One of three team captains
- Missed majority of 2025 season due to injury
- 2025 Inside Lacrosse Honorable Mention Preseason All-American

CAREER STATISTICS

Season	GP	GS	G	A	PTS	SH	SH%	SOG	SOG%	GW	UP	DN	GB
2023	0	0	0	0	0	0	0.000	0	0.000	0	0	0	0
2024	17	0	9	4	13	25	0.360	16	0.640	0	0	0	27
2025	3	0	1	0	1	3	0.333	1	0.333	0	0	0	3
2026	6	1	8	7	15	15	0.533	13	0.867	1	0	0	9
Totals	26	1	18	11	29	43	0.419	30	0.698	1	0	0	39

Career Highs	Category	Season Highs
at #7 Duke (4/4/26)	Goals	3 at #7 Duke (4/4/26)
3x, last at #7 Duke (4/4/26)	Assists	2 3x, last at #7 Duke (4/4/26)
at #7 Duke (4/4/26)	Points	5 at #7 Duke (4/4/26)
at Towson (3/9/24)	Ground Balls	3 at #8 Richmond (2/14/26)
vs. UAlbany (3/19/24)	Caused Turnovers	1 2x, last vs. Utah (3/21/26)

2026 GAME LOGS

Date	Opponent	Result	GP	GS	G	A	Pts	Sh	SOG	GW	UP	DN	GB	TO	CT
2/14	at #8 Richmond	L, 12-18	1	0	0	1	1	4	4	0	0	0	3	0	1
3/14	at #10 Maryland	L, 12-13	1	0	1	1	2	1	1	0	0	0	2	0	0
3/21	Utah	W, 16-11	1	0	1	1	2	2	1	0	0	0	2	1	1
3/23	Dartmouth	W, 18-7	1	0	1	2	3	2	1	0	0	0	1	0	0
3/28	#1 Notre Dame	W, 11-9	1	0	2	0	2	2	2	0	0	0	1	3	0
4/4	at #7 Duke	W, 14-10	1	1	3	2	5	4	4	1	0	0	0	5	0
Totals			6	1	8	7	15	15	13	1	0	0	9	9	2



Will Inderlied

6

Midfield | Gr. | 6-2 | 190 | Virginia Beach, Va. | Norfolk Academy

Notables

- Started in nine games as an offensive midfielder
- Had a five-game goal streak that spanned March 22 through April 19

CAREER STATISTICS

Season	GP	GS	G	A	PTS	SH	SH%	SOG	SOG%	GW	UP	DN	GB
2022	0	0	0	0	0	0	0.000	0	0.000	0	0	0	0
2023	6	0	1	0	1	4	0.250	2	0.500	0	0	0	0
2024	11	0	1	0	1	8	0.125	2	0.250	0	0	0	3
2025	14	9	9	3	12	45	0.200	20	0.444	0	1	0	5
2026	9	0	2	1	3	6	0.333	5	0.833	0	0	0	1
Totals	40	9	13	4	17	63	0.206	29	0.460	0	1	0	9

Career Highs	Category	Season Highs
at North Carolina (4/5/25)	Goals	1 2x, last vs. #1 Notre Dame (3/28/26)
vs. Lafayette (4/19/25)	Assists	2 at High Point (3/3/26)
vs. Lafayette (4/19/25)	Points	3 3x, last vs. #1 Notre Dame (3/28/26)
vs. Lafayette (4/19/25)	Shots	6 1 4x, last vs. Dartmouth (3/23/26)
vs. Syracuse (3/29/25)	Man-Up Goals	1

2026 GAME LOGS

Date	Opponent	Result	GP	GS	G	A	Pts	Sh	SOG	GW	UP	DN	GB	TO	CT
2/8	Colgate	W, 19-14	1	0	0	0	0	1	1	0	0	0	0	2	0
2/21	at Stony Brook	W, 19-7	1	0	1	0	1	1	1	0	0	0	1	0	0
2/28	#16 Johns Hopkins	L, 13-14	1	0	0	0	0	0	0	0	0	0	0	0	0
3/3	at High Point	W, 14-7	1	0	0	1	1	0	0	0	0	0	0	0	0
3/7	Towson	L, 9-13	1	0	0	0	0	0	0	0	0	0	0	0	0
3/21	Utah	W, 16-11	1	0	0	0	0	1	1	0	0	0	0	0	0
3/23	Dartmouth	W, 18-7	1	0	0	0	0	1	1	0	0	0	0	0	0
3/28	#1 Notre Dame	W, 11-9	1	0	1	0	1	1	1	0	0	0	0	0	0
4/4	at #7 Duke	W, 14-10	1	0	0	0	0	1	0	0	0	0	0	0	0
Totals			9	0	2	1	3	6	5	0	0	0	1	2	0



Brendan Millon

7

Attack | Fr. | 5-11 | 180 | Reisterstown, Md. | McDonogh School

Notables

- Consensus No. 1 overall prospect in his class
- C. Markland Kelly Award recipient and MIAA Player of the Year (2025)
- Younger brother of UVA junior attackman McCabe Millon

CAREER STATISTICS

Season	GP	GS	G	A	PTS	SH	SH%	SOG	SOG%	GW	UP	DN	GB
2026	11	11	23	31	54	70	0.329	47	0.671	3	2	0	10
Totals	11	11	23	31	54	70	0.329	47	0.671	3	2	0	10

Career Highs	Category	Season Highs
at Stony Brook (2/21/26)	Goals	5 at Stony Brook (2/21/26)
vs. Dartmouth (3/23/26)	Assists	6 vs. Dartmouth (3/23/26)
vs. Dartmouth (3/23/26)	Points	10 vs. Dartmouth (3/23/26)
at Stony Brook (2/21/26)	Shots	13 at Stony Brook (2/21/26)
vs. #16 Johns Hopkins (2/28/26)	Ground Balls	2 vs. #16 Johns Hopkins (2/28/26)
3x, last vs. Dartmouth (3/23/26)	Caused Turnovers	1 3x, last vs. Dartmouth (3/23/26)

2026 GAME LOGS

Date	Opponent	Result	GP	GS	G	A	Pts	Sh	SOG	GW	UP	DN	GB	TO	CT
2/8	Colgate	W, 19-14	1	1	0	5	5	4	3	0	0	0	0	0	1
2/14	at #8 Richmond	L, 12-18	1	1	2	1	3	8	5	0	0	0	0	0	0
2/21	at Stony Brook	W, 19-7	1	1	5	2	7	13	9	1	0	0	1	2	0
2/28	#16 Johns Hopkins	L, 13-14	1	1	2	2	4	8	3	0	1	0	2	1	0
3/3	at High Point	W, 14-7	1	1	2	3	5	5	4	1	0	0	0	3	0
3/7	Towson	L, 9-13	1	1	2	1	3	5	3	0	1	0	1	3	1
3/14	at #10 Maryland	L, 12-13	1	1	2	1	3	7	5	0	0	0	1	2	0
3/21	Utah	W, 16-11	1	1	1	3	4	6	4	0	0	0	0	1	0
3/23	Dartmouth	W, 18-7	1	1	4	6	10	6	5	0	0	0	1	0	1
3/28	#1 Notre Dame	W, 11-9	1	1	2	2	4	5	4	1	0	0	2	1	1
4/4	at #7 Duke	W, 14-10	1	1	1	5	6	3	2	0	0	0	2	3	0
Totals			11	11	23	31	54	70	47	3	2	0	10	16	4



Robby Hopper

8

Defense | Fr. | 6-5 | 195 | Severna Park, Md. | Archbishop Spalding

Notables

- Consensus top LSM prospect in his class
- Member of U.S. U20 roster for 2025 World Lacrosse Championships

CAREER STATISTICS

Season	GP	GS	G	A	PTS	SH	SH%	SOG	SOG%	GW	UP	DN	GB
2026	11	0	2	2	4	11	0.182	5	0.455	0	0	0	31
Totals	11	0	2	2	4	11	0.182	5	0.455	0	0	0	31

Career Highs	Category	Season Highs
2x, last vs. Dartmouth (3/23/26)	Goals	1 2x, last vs. Dartmouth (3/23/26)
2x, last vs. Dartmouth (3/23/26)	Assists	1 2x, last vs. Dartmouth (3/23/26)
vs. Dartmouth (3/23/26)	Points	2 vs. Dartmouth (3/23/26)
2x, last at #7 Duke (4/4/26)	Ground Balls	5 2x, last at #7 Duke (4/4/26)
vs. #1 Notre Dame (3/28/26)	Caused Turnovers	3 vs. #1 Notre Dame (3/28/26)

2026 GAME LOGS

Date	Opponent	Result	GP	GS	G	A	Pts	Sh	SOG	GW	UP	DN	GB	TO	CT
2/8	Colgate	W, 19-14	1	0	0	0	0	3	0	0	0	0	2	1	1
2/14	at #8 Richmond	L, 12-18	1	0	0	0	0	0	0	0	0	0	5	0	0
2/21	at Stony Brook	W, 19-7	1	0	0	1	1	0	0	0	0	0	1	0	1
2/28	#16 Johns Hopkins	L, 13-14	1	0	0	0	0	2	2	0	0	0	3	1	1
3/3	at High Point	W, 14-7	1	0	0	0	0	0	0	0	0	0	2	0	1
3/7	Towson	L, 9-13	1	0	0	0	0	0	0	0	0	0	3	0	1
3/14	at #10 Maryland	L, 12-13	1	0	1	0	1	2	2	0	0	0	2	1	0
3/21	Utah	W, 16-11	1	0	0	0	0	1	0	0	0	0	3	1	0
3/23	Dartmouth	W, 18-7	1	0	1	1	2	1	1	0	0	0	3	0	0
3/28	#1 Notre Dame	W, 11-9	1	0	0	0	0	1	0	0	0	0	2	1	3
4/4	at #7 Duke	W, 14-10	1	0	0	0	0	1	0	0	0	0	5	2	1
Totals			11	0	2	2	4	11	5	0	0	0	31	7	9



McCabe Millon

9

Attack | Jr. | 5-10 | 180 | Reisterstown, Md. | McDonogh School

Notables

- Inside Lacrosse Third Team Preseason All-American
- No. 22 on Inside Lacrosse's preseason top-50 players list
- Led the team in assists (27) in 2025
- Former No. 1 overall prospect in his high school signing class

CAREER STATISTICS

Season	GP	GS	G	A	PTS	SH	SH%	SOG	SOG%	GW	UP	DN	GB
2024	18	17	41	25	66	135	0.304	87	0.644	0	1	0	29
2025	14	13	23	27	50	117	0.197	69	0.590	1	2	0	19
2026	11	11	20	34	54	74	0.270	42	0.568	0	1	0	11
Totals	43	41	84	86	170	326	0.258	198	0.607	1	4	0	59

Career Highs	Category	Season Highs
2x, last vs. UAlbany (3/19/24)	Goals	4 2x, last #8 Richmond (2/14/26)
vs. Colgate (2/8/26)	Assists	5 vs. Colgate (2/8/26)
vs. Colgate (2/8/26)	Points	9 vs. Colgate (2/8/26)
vs. Johns Hopkins (5/19/24)	Shots	12 vs. #16 Johns Hopkins (2/28/26)
4x, last vs. Dartmouth (3/23/26)	Man-Up Goals	1 4x, last vs. Dartmouth (3/23/26)
2x, last at Harvard (3/30/24)	Ground Balls	3 vs. Towson (3/7/26)

2026 GAME LOGS

Date	Opponent	Result	GP	GS	G	A	Pts	Sh	SOG	GW	UP	DN	GB	TO	CT
2/8	Colgate	W, 19-14	1	1	4	5	9	9	6	0	0	0	1	3	0
2/14	at #8 Richmond	L, 12-18	1	1	4	3	7	8	5	0	0	0	1	1	0
2/21	at Stony Brook	W, 19-7	1	1	2	4	6	3	2	0	0	0	2	3	0
2/28	#16 Johns Hopkins	L, 13-14	1	1	2	3	5	12	6	0	0	0	1	7	0
3/3	at High Point	W, 14-7	1	1	2	4	6	7	4	0	0	0	2	3	0
3/7	Towson	L, 9-13	1	1	1	4	5	8	4	0	0	0	3	2	0
3/14	at #10 Maryland	L, 12-13	1	1	1	2	3	6	2	0	0	0	0	2	0
3/21	Utah	W, 16-11	1	1	2	3	5	6	5	0	0	0	0	4	0
3/23	Dartmouth	W, 18-7	1	1	1	3	4	6	2	0	1	0	0	2	0
3/28	#1 Notre Dame	W, 11-9	1	1	1	3	4	6	5	1	0	0	1		



Henry Metz

25

Faceoff | Jr. | 6-0 | 175 | Bloomfield Hills, Mich. | Salisbury School

Notables

- Went 19 for 36 (.528) at the faceoff X against ACC foes in 2025
- Started facing off his junior year of high school (2022)
- Played both lacrosse and ice hockey at Salisbury (2022-23) and Detroit Country Day (2019-21)

CAREER STATISTICS

Season	GP	GS	G	A	PTS	SH	SH%	SOG	SOG%	GW	GB	FO	FO%
2024	0	0	0	0	0	0	0.000	0	0.000	0	0	0-0	.000
2025	11	0	1	0	1	2	0.500	2	1.000	0	15	40-87	.460
2026	11	0	1	0	1	3	0.333	1	0.333	0	17	38-74	.514
Totals	22	0	2	0	0	5	0.400	3	0.600	0	32	78-161	.484

Career Highs	Category	Season Highs
2x, last vs. Colgate (2/8/26)	Goals	1 vs. Colgate (2/8/26)
-	Assists	-
2x, last vs. Colgate (2/8/26)	Points	1 vs. Colgate (2/8/26)
at North Carolina (4/5/25)	Ground Balls	4 vs. #1 Notre Dame (3/28/26)
vs. Duke (4/26/25)	Faceoffs Won	7 vs. Towson (3/7/26)
at #10 Maryland (3/14/26)	Faceoff Attempts	17 at #10 Maryland (3/14/26)
vs. Duke (4/26/25)	Faceoff Win Pct.	58.3 vs. Towson (3/7/26) (min. 10 attempts)

2026 GAME LOGS

Date	Opponent	Result	GP	GS	G	A	Pts	Sh	GW	GB	TO	CT	Face	Pct
2/8	Colgate	W, 19-14	1	0	1	0	1	1	0	2	1	0	5-9	.556
2/14	at #8 Richmond	L, 12-18	1	0	0	0	0	0	0	0	0	0	3-4	.750
2/21	at Stony Brook	W, 19-7	1	0	0	0	0	0	0	3	1	0	3-5	.600
2/28	#16 Johns Hopkins	L, 13-14	1	0	0	0	0	0	0	1	0	1	2-4	.500
3/3	at High Point	W, 14-7	1	0	0	0	0	1	0	1	0	0	4-5	.800
3/7	Towson	L, 9-13	1	0	0	0	0	1	0	1	0	0	6-11	.545
3/14	at #10 Maryland	L, 12-13	1	0	0	0	0	0	0	2	0	0	6-17	.353
3/21	Utah	W, 16-11	1	0	0	0	0	0	0	2	1	1	1-3	.333
3/26	Dartmouth	W, 18-7	1	0	0	0	0	0	0	1	0	0	1-4	.250
3/28	#1 Notre Dame	W, 11-9	1	0	0	0	0	0	0	4	1	0	4-7	.571
4/4	at #7 Duke	W, 14-10	1	0	0	0	0	0	0	0	0	0	3-5	.600
Totals			11	0	1	0	1	3	0	17	4	2	39-74	.527



Jake Marek

27

Goalie | Gr. | 5-10 | 170 | Plantation, Fla. | American Heritage School

Notables

- Transferred to UVA after a four-year stint at Air Force
- Started in all 17 games for the Falcons in 2025
- Helped the Falcons to an ASUN championship and NCAA Tournament appearance (2025)

CAREER STATISTICS

Season	GP	GS	GA	GA/AVG	SV	SV%	W	L	T	GB	CT	SF
2022 *	0	0	0	0.00	0	0.000	0	0	0	0	0	0
2023 *	0	0	0	0.00	0	0.000	0	0	0	0	0	0
2024 *	7	6	48	8.73	64	0.571	4	2	0	11	1	188
2025 *	17	17	176	11.17	170	0.491	7	7	0	54	11	583
2026	10	9	93	10.72	99	0.516	6	3	0	38	10	343
Totals	34	32	317	10.56	333	0.512	17	13	0	103	22	1,113

Career Bests	Category	Season Bests
vs. Utah (4/26/25) *	Shots Faced	43 vs. Colgate (2/8/26)
vs. Utah (4/26/25) *	Saves	14 vs. Utah (3/21/26)
vs. Dartmouth (3/23/26)	Save Percentage (min. 36:00 played)	68.4 vs. Dartmouth (3/23/26)
at High Point (3/3/26)	Goals Against Avg. (min. 36:00 played)	5.68 at High Point (3/3/26)

* - while at Air Force

2026 GAME LOGS

Date	Opponent	Score	GP	GS	Minutes	GA	Saves	SF	Save%	W	L
2/8	Colgate	W, 19-14	1	1	60:00	14	10	43	.233	1	0
2/14	at #8 Richmond	L, 12-18	1	1	34:29	11	7	28	.389	0	1
2/21	at Stony Brook	W, 19-7	1	0	10:08	1	2	7	.667	0	0
3/3	at High Point	W, 14-7	1	1	52:50	5	9	25	.643	1	0
3/7	Towson	L, 9-13	1	1	60:00	13	11	38	.458	0	1
3/14	at #10 Maryland	L, 12-13	1	1	70:35	13	9	41	.409	0	1
3/21	Utah	W, 16-11	1	1	60:00	11	14	40	.560	1	0
3/23	Dartmouth	W, 18-7	1	1	52:40	6	13	33	.684	1	0
3/28	#1 Notre Dame	W, 11-9	1	1	60:00	9	11	41	.550	1	0
4/4	at #7 Duke	W, 14-10	1	1	60:00	10	13	47	.565	1	0
Totals			10	9	520:42	93	99	343	.516	6	3
Averages					52:04	10.72	9.9	34.3			



Griff Meyer

30

Faceoff | Fr. | 5-7 | 185 | Lower Merion, Pa. | The Haverford School

Notables

- Nation's No. 24 prospect, according to Inside Lacrosse
- USA Lacrosse U20 training camp invitee (2025)
- New Balance All-America Senior Game participant (2025)

CAREER STATISTICS

Season	GP	GS	G	A	PTS	SH	SH%	SOG	SOG%	GW	GB	FO	FO%
2025	11	0	2	1	3	7	0.286	4	0.571	0	50	80-152	.526
Totals	11	0	2	1	3	7	0.286	4	0.571	0	50	80-152	.526

Career Highs	Category	Season Highs
at Stony Brook (2/21/26)	Goals	2 at Stony Brook (2/21/26)
at Stony Brook (2/21/26)	Assists	1 at Stony Brook (2/21/26)
at Stony Brook (2/21/26)	Points	3 at Stony Brook (2/21/26)
at Stony Brook (2/21/26)	Shots	4 at Stony Brook (2/21/26)
at #8 Richmond (2/14/26)	Ground Balls	11 at #8 Richmond (2/14/26)
at #8 Richmond (2/14/26)	Faceoffs Won	17 at #8 Richmond (2/14/26)
at #8 Richmond (2/14/26)	Faceoff Attempts	28 at #8 Richmond (2/14/26)
at Stony Brook (2/21/26)	Faceoff Win Pct.	64.7 at Stony Brook (2/21/26) (min. 10 attempts)

2026 GAME LOGS

Date	Opponent	Result	GP	GS	G	A	Pts	Sh	GW	GB	TO	CT	Face	Pct
2/8	Colgate	W, 19-14	1	0	0	0	0	0	0	8	1	0	10-23	.435
2/14	at #8 Richmond	L, 12-18	1	0	0	0	0	0	0	11	1	0	17-28	.607
2/21	at Stony Brook	W, 19-7	1	0	2	1	3	4	0	7	1	0	11-17	.647
2/28	#16 Johns Hopkins	L, 13-14	1	0	0	0	0	0	0	7	1	0	13-21	.619
3/3	at High Point	W, 14-7	1	0	0	0	0	0	0	4	0	0	7-17	.418
3/7	Towson	L, 9-13	1	0	0	0	0	1	0	5	2	0	6-15	.400
3/14	at #10 Maryland	L, 12-13	1	0	0	0	0	0	0	2	0	0	2-5	.400
3/2	Utah	W, 16-11	1	0	0	0	0	1	0	3	0	0	6-9	.667
3/23	Dartmouth	W, 18-7	1	0	0	0	0	1	0	3	0	0	7-11	.636
3/28	#1 Notre Dame	W, 11-9	1	0	0	0	0	0	0	0	0	0	0-1	.000
4/4	at #7 Duke	W, 14-10	1	0	0	0	0	0	0	0	0	0	1-5	.200
Totals			11	0	2	1	3	7	0	50	6	0	80-152	.526



Michael Meredith

36

Defense | So. | 6-2 | 205 | Towson, Md. | Boys' Latin

Notables

- Transferred to UVA after a standout freshman campaign at Jacksonville in 2025
- First Team All-ASUN (2025)
- UVA's first signee from Boys' Latin in more than 25 years

CAREER STATISTICS

Season	GP	GS	G	A	PTS	SH	SH%	SOG	SOG%	GW	UP	DN	GB
2025 *	13	12	2	0	2	3	0.667	3	1.000	0	0	0	17
2026	11	11	0	0	0	5	0.000	2	0.400	0	0	0	22
Totals	24	23	2	0	0	8	0.250	5	0.625	0	0	0	39

Career Highs	Category	Season Highs
2x, last at Utah (4/12/25) *	Goals	-
-	Assists	-
2x, last at Utah (4/12/25) *	Points	-
2x, last vs. Towson (3/7/26)	Ground Balls	4 vs. Towson (3/7/26)
2x, last vs. Towson (3/7/26)	Caused Turnovers	3 vs. Towson (3/7/26)

* - while at Jacksonville

2026 GAME LOGS

Date	Opponent	Result	GP	GS	G	A	Pts	Sh	SOG	GW	UP	DN	GB	TO	CT
2/8	Colgate	W, 19-14	1	1	0	0	0	1	0	0	0	0	2	0	2
2/14	at #8 Richmond	L, 12-18	1	1	0	0	0	0	0	0	0	0	2	0	2
2/21	at Stony Brook	W, 19-7	1	1	0	0	0	0	0	0	0	0	0	0	0
2/28	#16 Johns Hopkins	L, 13-14	1	1	0	0	0	1	0	0	0	0	2	0	0
3/3	at High Point	W, 14-7	1	1	0	0	0	0	0	0	0	0	3	1	0
3/7	Towson	L, 9-13	1	1	0	0	0	1	1	0	0	0	4	0	3
3/14	at #10 Maryland	L, 12-13	1	1	0	0	0	0	0	0	0	0	2	1	2
3/21	Utah	W, 16-11	1	1	0	0	0	0	0	0	0	0	1	1	0
3/23	Dartmouth	W, 18-7	1	1	0	0	0	1	1						



Kyle Morris

38

Goalie | Sr. | 5-11 | 195 | Baltimore, Md. | Gilman School

Notables

- Earned first career win in UVA's 11-10 double-overtime victory in 2024 NCAA quarterfinals over Hopkins
- Made a career-high 13 saves against No. 20 Richmond (Feb. 15, 2025)

CAREER STATISTICS

Season	GP	GS	GA	GA/AVG	SV	SV%	W	L	T	GB	CT	SF
2023	0	0	0	0.00	0	0.000	0	0	0	0	0	0
2024	12	1	46	11.52	41	0.471	1	1	0	4	1	153
2025	8	5	44	11.34	45	0.506	2	3	0	9	1	160
2026	4	2	29	12.470	18	0.383	1	1	0	3	0	83
Totals	24	8	119	11.669	104	0.466	4	5	0	16	2	396

Career Highs

Category	Season Highs
vs. Richmond (2/15/25)	43 Shots Faced 29 at Stony Brook (2/21/26)
vs. Richmond (2/15/25)	13 Saves 8 at Stony Brook (2/21/26)
at Stony Brook (2/21/26)	57.1 Save Percentage (min. 36:00 played) 57.1 at Stony Brook (2/21/26)
at Stony Brook (2/21/26)	7.57 Goals Allowed Avg. (min. 36:00 played) 7.57 at Stony Brook (2/21/26)

2026 GAME LOGS

Date	Opponent	Score	GP	GS	Minutes	GA	Saves	SF	Save%	W	L
2/14	at #8 Richmond	L, 12-18	1	0	25:31	7	4	12	.364	0	0
2/21	at Stony Brook	W, 19-7	1	1	47:32	6	8	29	.571	1	0
2/28	#16 Johns Hopkins	L, 13-14	1	1	60:00	14	6	37	.300	0	1
3/3	at High Point	W, 14-7	1	0	6:29	2	0	5	.000	0	0
Totals			3	2	139:32	29	18	83	.383	1	1



Tommy Snyder

44

Defense | So. | 6-5 | 205 | Bay Shore, N.Y. | St. Anthony's

Notables

- One of three team captains
- Preseason All-ACC
- USA Lacrosse Preseason Second Team All-American
- Held Duke's top goal scorer to one goal in the 2025 regular-season finale
- Held Syracuse's top attackman, the ACC's leading point-getter in 2025, scoreless for a second straight matchup.

CAREER STATISTICS


Season	GP	GS	G	A	PTS	SH	SH%	SOG	SOG%	GW	UP	DN	GB
2025	14	0	0	1	1	1	0.000	1	1.000	0	0	0	10
2026	11	11	1	0	1	2	0.500	1	0.500	0	0	0	21
Totals	25	11	1	1	2	3	0.333	2	0.667	0	0	0	31

Career Highs

Category	Season Highs
vs. #16 Johns Hopkins (2/28/26)	1 Goals 1 vs. #16 Johns Hopkins (2/28/26)
at #7 Johns Hopkins (3/1/25)	1 Assists -
2x, last vs. #16 Johns Hopkins (2/28/26)	1 Points 1 vs. #16 Johns Hopkins (2/28/26)
2x, last at #7 Duke (4/4/26)	5 Ground Balls 5 2x, last at #7 Duke (4/4/26)
at #10 Maryland (3/14)	2 Caused Turnovers 2 at #10 Maryland (3/14)

2026 GAME LOGS

Date	Opponent	Result	GP	GS	G	A	Pts	Sh	SOG	GW	UP	DN	GB	TO	CT
2/8	Colgate	W, 19-14	1	1	0	0	0	1	0	0	0	0	0	1	1
2/14	at #8 Richmond	L, 12-18	1	1	0	0	0	0	0	0	0	0	1	0	0
2/21	at Stony Brook	W, 19-7	1	1	0	0	0	0	0	0	0	0	0	0	1
2/28	#16 Johns Hopkins	L, 13-14	1	1	1	0	1	1	0	0	0	2	0	0	1
3/3	at High Point	W, 14-7	1	1	0	0	0	0	0	0	0	1	0	1	0
3/7	Towson	L, 9-13	1	1	0	0	0	0	0	0	0	0	3	1	0
3/14	at #10 Maryland	L, 12-13	1	1	0	0	0	0	0	0	0	0	2	1	2
3/21	Utah	W, 16-11	1	1	0	0	0	0	0	0	0	5	0	0	0
3/23	Dartmouth	W, 18-7	1	1	0	0	0	0	0	0	0	2	1	0	0
3/28	#1 Notre Dame	W, 11-9	1	1	0	0	0	0	0	0	0	1	1	1	1
4/4	at #7 Duke	W, 14-10	1	1	0	0	0	0	0	0	0	5	1	1	1
Totals			11	11	1	0	1	2	1	0	0	21	5	5	



John Schroter

49

Defense | Sr. | 6-5 | 225 | Leesburg, Va. | Riverside

Notables

- One of three team captains
- Preseason All-ACC
- USA Lacrosse Preseason Second Team All-American
- Held Duke's top goal scorer to one goal in the 2025 regular-season finale
- Held Syracuse's top attackman, the ACC's leading point-getter in 2025, scoreless for a second straight matchup.

CAREER STATISTICS

Season	GP	GS	G	A	PTS	SH	SH%	SOG	SOG%	GW	UP	DN	GB
2023	0	0	0	0	0	0	0.000	0	0.000	0	0	0	0
2024	14	13	0	0	0	1	0.000	1	1.000	0	0	0	22
2025	15	14	0	1	1	0	0.000	0	0.000	0	0	0	28
2026	9	9	0	0	0	0	0.000	0	0.000	0	0	0	13
Totals	38	36	0	1	0	1	0.000	1	1.000	0	0	0	63

Career Highs

Category	Season Highs
vs. Michigan (2/10/24)	1 Assists -
vs. Michigan (2/10/24)	1 Points -
vs. Johns Hopkins (5/19/24)	6 Ground Balls 5 vs. #1 Notre Dame (3/28/26)
vs. Duke (4/26/25)	5 Caused Turnovers 4 at #10 Maryland (3/14/26)

2026 GAME LOGS

Date	Opponent	Result	GP	GS	G	A	Pts	Sh	SOG	GW	UP	DN	GB	TO	CT
2/21	at Stony Brook	W, 19-7	1	1	0	0	0	0	0	0	0	0	0	0	0
2/28	#16 Johns Hopkins	L, 14-13	1	1	0	0	0	0	0	0	0	0	1	0	0
3/3	at High Point	W, 14-7	1	1	0	0	0	0	0	0	0	0	1	1	0
3/26	Towson	L, 9-13	1	1	0	0	0	0	0	0	0	0	1	1	3
3/14	at #10 Maryland	L, 12-13	1	1	0	0	0	0	0	0	0	0	2	0	4
3/21	Utah	W, 16-11	1	1	0	0	0	0	0	0	0	0	2	0	2
3/23	Dartmouth	W, 18-7	1	1	0	0	0	0	0	0	0	0	1	0	3
3/28	#1 Notre Dame	W, 11-9	1	1	0	0	0	0	0	0	0	0	5	1	2
4/4	at #7 Duke	W, 14-10	1	1	0	0	0	0	0	0	0	0	0	0	0
Totals			9	9	0	0	0	0	0	0	0	0	13	3	14



Aidan Murnane

81

Defense | Gr. | 6-1 | 195 | Briarclif Manor N.Y. | Briarcliff

Notables

- Transferred to UVA after a four-year stint at Colgate (2022-24)
- Suffered season-ending injury in 2025 season opener at No. 14 Penn State (Feb. 1)
- Second Team All-Patriot League in 2025

CAREER STATISTICS

Season	GP	GS	G	A	PTS	SH	SH%	SOG	SOG%	GW	UP	DN	GB
2022 *	13	13	0	0	0	1	.000	0	.000	0	0	0	22
2023 *	11	11	0	0	0	0	.000	0	.000	0	0	0	32
2024 *	15	14	1	0	1	5	.200	2	.400	0	0	0	38
2025 *	1	1	0	0	0	3	0.000	0	0.000	0	0	0	3
2026	11	1	0	0	0	4	0.000	0	0.000	0	0	0	23
Totals	51	40	1	0	0	10	0.100	2	0.200	0	0	0	115

Career Highs

Category	Season Highs
at Bucknell (3/16/24) *	1 Goals -
-	- Assists -
at Bucknell (3/16/24) *	1 Points -
2x, last Boston U (4/30/24) *	6 Ground Balls 5 at High Point (2/8/26)
at Lehigh (4/15/23) *	7 Caused Turnovers 4 2x, last at #7 Duke (4/4/26)

* - while at Colgate

2026 GAME LOGS

Date	Opponent	Result	GP	GS	G	A	Pts	Sh	SOG	GW	UP	DN	GB	TO	CT
2/8	Colgate	W, 19-14	1	1	0	0	0	3	0	0	0	0	3	0	0
2/14	at #8 Richmond	L, 12-18	1	0	0	0	0	0	0	0	0	0	0	0	0
2/21	at Stony Brook	W, 19-7	1	0	0	0	0	0	0	0	0	0	2	1	1
2/28	#16 Johns Hopkins	L, 14-13	1	0	0	0	0	0	0	0	0	0	0	0	3
3/3	at High Point	W, 14-7	1	0	0	0	0	0	0	0	0	0	5	0	4
3/7	Towson	L, 9-13	1	0	0	0	0	0	0	0	0	0	4	0	1
3/14	at #10 Maryland	L, 12-13	1	0	0	0	0	0	0	0	0	0	1	0	0
3/21	Utah	W, 16-11	1	0	0	0	0	1	0	0	0	0	2	0	0
3/23	Dartmouth	W, 18-7	1	0	0	0	0	0	0	0	0	0	1	0	0
3/28	#1 Notre Dame	W, 11-9	1	0	0	0	0	0	0	0	0	0	2	0	0
4/4	at #7 Duke	W, 14-10	1	0	0	0	0	0	0	0	0	0	3	0	4
Totals			11	1	0	0	0	4	0	0	0	0	23	1	13



VIRGINIA INDIVIDUAL STATISTICS (2026)

##	PLAYER	GP-GS	G	A	APG	PTS	SH	SH%	SOG	SOG%	GW	UP	DN	GB	T/O	CT	FACEOFF	PCT	PEN-MIN
7	Millon, Brendan	11-11	23	31	2.82	54	70	.329	47	.671	3	2	0	10	16	4	0-0	-	0-0.0
9	Millon, McCabe	11-11	20	34	3.09	54	74	.270	42	.568	0	1	0	11	30	0	0-0	-	2-2.0
3	Sunderland, Truitt	11-11	32	10	0.91	42	75	.427	48	.640	1	4	0	16	10	2	0-0	-	4-3.0
13	Colsey, Ryan	11-11	26	7	0.64	33	75	.347	47	.627	1	1	0	19	7	5	0-0	-	1-1.0
12	Band, Chase	11-8	14	3	0.27	17	34	.412	26	.765	1	0	0	5	6	3	0-0	-	0-0.0
4	Duenkel, Ryan	11-11	10	6	0.55	16	33	.303	22	.667	0	0	0	17	9	6	0-0	-	1-0.5
5	Terenzi, Joey	6-1	8	7	1.17	15	15	.533	13	.867	1	0	0	9	9	2	0-0	-	1-0.5
00	Balsamo, Charles	11-0	4	1	0.09	5	14	.286	7	.500	0	0	0	0	4	0	0-0	-	0-0.0
15	Hausmann, Hudson	11-0	5	0	0.00	5	8	.625	5	.625	0	1	0	13	7	4	0-0	-	6-3.5
8	Hopper, Robby	11-0	2	2	0.18	4	11	.182	5	.455	0	0	0	31	7	9	0-0	-	4-3.0
6	Inderlied, Will	9-0	2	1	0.11	3	6	.333	5	.833	0	0	0	1	2	0	0-0	-	0-0.0
24	Browne, Sean	5-0	3	0	0.00	3	7	.429	5	.714	0	0	0	2	3	1	0-0	-	0-0.0
30	Meyer, Griff	11-0	2	1	0.09	3	7	.286	4	.571	0	0	0	50	6	0	80-152	.526	2-1.5
16	Crann, Owen	7-0	1	1	0.14	2	2	.500	2	1.000	0	0	0	4	1	0	0-0	-	1-0.5
23	Hackett, Johnny	3-2	2	0	0.00	2	3	.667	3	1.000	0	1	0	1	0	0	0-0	-	0-0.0
88	Hublitz, Luke	11-1	0	2	0.18	2	1	.000	1	1.000	0	0	0	14	4	10	0-0	-	2-2.0
19	Myers, Tim	8-0	1	0	0.00	1	5	.200	2	.400	0	0	0	2	2	0	0-0	-	0-0.0
25	Metz, Henry	11-0	1	0	0.00	1	3	.333	1	.333	0	0	0	17	4	2	38-74	.514	1-0.5
27	Marek, Jake	10-9	0	1	0.10	1	1	.000	0	.000	0	0	0	38	7	10	0-0	-	0-0.0
44	Snyder, Tommy	11-11	1	0	0.00	1	2	.500	1	.500	0	0	0	21	5	5	0-0	-	1-0.5
10	Burt, Willis	11-0	0	0	0.00	0	3	.000	2	.667	0	0	0	19	5	6	0-0	-	2-1.0
14	Greenspan, Andrew	9-0	0	0	0.00	0	0	-	0	-	0	0	0	25	0	0	51-87	.586	0-0.0
17	Till, Mack	10-0	0	0	0.00	0	0	-	0	-	0	0	0	3	3	8	0-0	-	2-2.0
18	Grosso, Christian	3-0	0	0	0.00	0	0	-	0	-	0	0	0	1	0	0	1-5	.200	0-0.0
22	Petty, Eli	7-0	0	0	0.00	0	0	-	0	-	0	0	0	3	0	2	0-0	-	1-1.0
31	Hook, Colin	2-0	0	0	0.00	0	0	-	0	-	0	0	0	0	0	0	0-0	-	0-0.0
33	Boyer, Ben	8-0	0	0	0.00	0	1	.000	0	.000	0	0	0	5	2	0	0-0	-	0-0.0
35	McFarlane, Burke	3-0	0	0	0.00	0	0	-	0	-	0	0	0	0	1	0	0-0	-	0-0.0
36	Meredith, Michael	11-11	0	0	0.00	0	5	.000	2	.400	0	0	0	22	5	13	0-0	-	0-0.0
38	Morris, Kyle	4-2	0	0	0.00	0	0	-	0	-	0	0	0	3	2	0	0-0	-	0-0.0
42	Jamin, Luke	10-0	0	0	0.00	0	0	-	0	-	0	0	0	2	0	0	0-0	-	0-0.0
45	Lagunowich, JP	2-0	0	0	0.00	0	0	-	0	-	0	0	0	0	0	1	0-0	-	0-0.0
48	Stepanian, Reese	3-0	0	0	0.00	0	0	-	0	-	0	0	0	0	0	0	0-0	-	0-0.0
49	Schroter, John	9-9	0	0	0.00	0	0	-	0	-	0	0	0	13	3	14	0-0	-	3-2.0
50	Verville, Lindan	11-0	0	0	0.00	0	2	.000	0	.000	0	0	0	8	2	9	0-0	-	6-5.0
77	Capstraw, Troy	1-0	0	0	0.00	0	0	-	0	-	0	0	0	1	0	0	0-0	-	0-0.0
81	Murnane, Aidan	11-1	0	0	0.00	0	4	.000	0	.000	0	0	0	23	1	13	0-0	-	0-0.0
91	Webber, Cole	3-0	0	0	0.00	0	0	-	0	-	0	0	0	2	0	1	0-0	-	1-0.5
Totals		11	157	107	9.73	264	461	.341	290	.629	7	10	0	411	170	131	170-318	.535	41-30.0
Opponents		11	123	71	6.45	194	430	.286	240	.558	4	11	0	370	199	90	148-318	.465	26-19.5

##	GOALIE	GP-GS	MIN	GA	GA AVG	SAVES	PCT	W	L	T	SHOTS FACED
27	Marek, Jake	10-9	520:42	93	10.72	99	.516	6	3	0	343
38	Morris, Kyle	4-2	139:32	29	12.47	18	.383	1	1	0	83
31	Hook, Colin	2-0	3:01	0	0.00	0	-	0	0	0	1
77	Capstraw, Troy	1-0	7:20	1	8.18	0	.000	0	0	0	3
Totals		11	670:35	123	11.01	117	.487	0	0	0	430
Opponents		11	670:35	157	14.05	133	.459	0	0	0	461

GOALS BY PERIOD	1ST	2ND	3RD	4TH	OT	TOTAL	SHOTS BY PERIOD	1ST	2ND	3RD	4TH	OT	TOTAL
Virginia	45	35	46	31	0	157	Virginia	114	109	136	97	1	457
Opponents	28	34	35	25	0	122	Opponents	105	113	105	101	2	426

SAVES BY PERIOD	1ST	2ND	3RD	4TH	OT	TOTAL	ATTENDANCE SUMMARY	VIRGINIA	OPP
Virginia	34	29	26	27	0	116	Total	13,517	11,951
Opponents	33	32	39	27	0	131	Dates/Avg per date	6/2253	5/2390





VIRGINIA TEAM STATISTICS (2026)

TEAM STATISTICS	VIRGINIA	OPP
SHOT STATISTICS		
Goals-Shot attempts	157-461	123-430
Goals scored per game	14.27	11.18
Shot pct.	.341	.286
Shots on goal-Attempts	290-461	240-430
SOG pct.	.629	.558
Shots/Game	41.9	39.1
Assists	107	71
MAN-UP OPPORTUNITIES		
Goals-Opportunities	10-25	11-37
Conversion Percent	.400	.297
GOAL BREAKDOWN		
Total Goals	157	123
Man-Up	10	11
Man-Down	0	0
Unassisted	50	52
Overtime	0	1
Goals scored average	14.27	11.18
GROUND BALLS	411	370
TURNOVERS	170	199
CAUSED TURNOVERS	131	90
FACEOFFS (W-L)	170-318	148-318
Faceoff W-L Pct.	.535	.465
CLEARs	223-264	209-249
Clear Pct.	.845	.839
PENALTIES		
Number	41	26
Minutes	30:00	19:30
ATTENDANCE		
Total	13,517	11,951
Dates/Avg per date	6/2253	5/2390
Neutral Site #/Avg	0/0	-

GOALS BY PERIOD	1ST	2ND	3RD	4TH	OT	TOTAL
Virginia	45	35	46	31	0	157
Opponents	28	34	35	25	0	122

SHOTS BY PERIOD	1ST	2ND	3RD	4TH	OT	TOTAL
Virginia	114	109	136	97	1	457
Opponents	105	113	105	101	2	426

SAVES BY PERIOD	1ST	2ND	3RD	4TH	OT	TOTAL
Virginia	34	29	26	27	0	116
Opponents	33	32	39	27	0	131

SHOTS ON GOAL	1ST	2ND	3RD	4TH	OT	TOTAL
Virginia	78	67	85	58	0	288
Opponents	62	63	61	52	0	238





VIRGINIA SEASON RESULTS (2026)

DATE	OPPONENT	SCORE	OVERALL	CONF	SITE	ATT.	GOALIE	
02/08/2026	Colgate	W	19-14	1-0	0-0	Charlottesville, VA	-	Jake Marek (1-0)
02/14/2026	at Richmond	L	18-12	1-1	0-0	Richmond, VA	3896	Jake Marek (1-1)
02/21/2026	at Stony Brook	W	19-7	2-1	0-0	Stony Brook, N.Y.	1374	Kyle Morris (1-0)
02/28/2026	Johns Hopkins	L	14-13	2-2	0-0	Charlottesville, VA, 22902	2767	Kyle Morris (1-1)
03/03/2026	at High Point	W	14-7	3-2	0-0	High Point, NC	302	Jake Marek (2-1)
03/07/2026	Towson	L	13-9	3-3	0-0	Charlottesville, VA	1898	Jake Marek (2-2)
03/14/2026	at Maryland	LOT	13-12	3-4	0-0	College Park, MD	4393	Jake Marek (2-3)
03/21/2026	Utah	W	16-11	4-4	0-0	Charlottesville, VA	3358	Jake Marek (3-3)
03/23/2026	Dartmouth	W	18-7	5-4	0-0	Charlottesville, VA	1715	Jake Marek (4-3)
* 03/28/2026	Notre Dame	W	11-9	6-4	1-0	Charlottesville, VA	3779	Jake Marek (5-3)
* 04/04/2026	at Duke	W	14-10	7-4	2-0	Durham, NC	1986	Jake Marek (7-4)

TEAM RECORD	W-L-T	ATTENDANCE	DATES	TOTAL	AVG.
Overall	7-4	Total	11	25468	2315
Conference	2-0	Home	6	13,517	2,253
Home	4-2	Away	5	11,951	2,390
Away	3-2	Neutral	-	-	-
Neutral	0-0				
Overtime	0-1				





VIRGINIA CATEGORY LEADERS (2026)

##	POINTS	GP	G	A	PTS	SHOTS
7	Millon, Brendan	11	23	31	54	70
9	Millon, McCabe	11	20	34	54	74
3	Sunderland, Truitt	11	32	10	42	75
13	Colsey, Ryan	11	26	7	33	75
12	Band, Chase	11	14	3	17	34

##	SHOTS	GP	G	A	SHOTS	SHOT%
3	Sunderland, Truitt	11	32	10	75	.427
13	Colsey, Ryan	11	26	7	75	.347
9	Millon, McCabe	11	20	34	74	.270
7	Millon, Brendan	11	23	31	70	.329
12	Band, Chase	11	14	3	34	.412

##	GOALS	GP	G	A	PTS	SHOTS
3	Sunderland, Truitt	11	32	10	42	75
13	Colsey, Ryan	11	26	7	33	75
7	Millon, Brendan	11	23	31	54	70
9	Millon, McCabe	11	20	34	54	74
12	Band, Chase	11	14	3	17	34

##	SHOT PCT.	GP	G	A	SHOTS	SHOT%
23	Hackett, Johnny	3	2	0	3	.667
15	Hausmann, Hudson	11	5	0	8	.625
5	Terenzi, Joey	6	8	7	15	.533
16	Crann, Owen	7	1	1	2	.500
44	Snyder, Tommy	11	1	0	2	.500

##	ASSISTS	GP	G	A	PTS	SHOTS
9	Millon, McCabe	11	20	34	54	74
7	Millon, Brendan	11	23	31	54	70
3	Sunderland, Truitt	11	32	10	42	75
5	Terenzi, Joey	6	8	7	15	15
13	Colsey, Ryan	11	26	7	33	75

##	SHOTS ON GOAL	GP	G	A	SHOTS	SOG	SOG%
3	Sunderland, Truitt	11	32	10	75	48	.640
7	Millon, Brendan	11	23	31	70	47	.671
13	Colsey, Ryan	11	26	7	75	47	.627
9	Millon, McCabe	11	20	34	74	42	.568
12	Band, Chase	11	14	3	34	26	.765

##	GROUND BALLS	GP	NO.
30	Meyer, Griff	11	50
27	Marek, Jake	10	38
8	Hopper, Robby	11	31
14	Greenspan, Andrew	9	25
81	Murnane, Aidan	11	23

##	SHOTS ON GOAL PCT.	GP	G	A	SHOTS	SOG	SOG%
16	Crann, Owen	7	1	1	2	2	1.000
23	Hackett, Johnny	3	2	0	3	3	1.000
88	Hublitz, Luke	11	0	2	1	1	1.000
5	Terenzi, Joey	6	8	7	15	13	.867
6	Inderlied, Will	9	2	1	6	5	.833

##	GAME-WINNING GOALS	GP	NO.
7	Millon, Brendan	11	3
3	Sunderland, Truitt	11	1
5	Terenzi, Joey	6	1
12	Band, Chase	11	1
13	Colsey, Ryan	11	1

##	CAUSED TURNOVERS	GP	NO.
49	Schroter, John	9	14
36	Meredith, Michael	11	13
81	Murnane, Aidan	11	13
27	Marek, Jake	10	10
88	Hublitz, Luke	11	10



VIRGINIA CATEGORY LEADERS (2026)

##	MAN-UP GOALS	GP	NO.
3	Sunderland, Truitt	11	4
7	Millon, Brendan	11	2
9	Millon, McCabe	11	1
13	Colsey, Ryan	11	1
15	Hausmann, Hudson	11	1
23	Hackett, Johnny	3	1

##	PENALTIES	GP	NO.
15	Hausmann, Hudson	11	6
50	Verville, Lindan	11	6
3	Sunderland, Truitt	11	4
8	Hopper, Robby	11	4
49	Schroter, John	9	3

##	MAN-DOWN GOALS	GP	NO.
No data available.			

##	PENALTY MINUTES	GP	NO.
50	Verville, Lindan	11	5.0
15	Hausmann, Hudson	11	3.5
3	Sunderland, Truitt	11	3.0
8	Hopper, Robby	11	3.0
9	Millon, McCabe	11	2.0
17	Till, Mack	10	2.0
49	Schroter, John	9	2.0
88	Hublitz, Luke	11	2.0

##	FACEOFF PCT.	GP	WON	ATT	PCT.
14	Greenspan, Andrew	9	51	87	.586
30	Meyer, Griff	11	80	152	.526
25	Metz, Henry	11	38	74	.514
18	Grosso, Christian	3	1	5	.200





VIRGINIA GAME-BY-GAME STATISTICS (2026)

DATE	OPPONENT	SCORE	G	A	PTS	SH	SOG	GW	UP	DN	GB	TO	CT	FACEOFF	PEN-MIN
02/08/2026	Colgate	W, 19-14	19	17	36	55	32	1	2	0	33	15	13	15-35	8-6.5
02/14/2026	at Richmond	L, 18-12	12	7	19	43	30	0	0	0	38	14	6	21-34	0-0.0
02/21/2026	at Stony Brook	W, 19-7	19	12	31	42	26	1	1	0	41	14	8	18-29	5-3.5
02/28/2026	Johns Hopkins	L, 14-13	13	10	23	43	25	0	2	0	38	17	9	18-30	4-3.0
03/03/2026	at High Point	W, 14-7	14	11	25	39	25	1	1	0	37	18	15	12-25	4-3.0
03/07/2026	Towson	L, 13-9	9	7	16	40	24	0	2	0	49	19	19	12-26	4-3.5
03/14/2026	at Maryland	L, 13-12	12	5	17	38	26	0	0	0	32	12	15	12-30	5-4.0
03/21/2026	Utah	W, 16-11	16	8	24	42	29	1	0	0	39	15	11	22-31	3-2.0
03/23/2026	Dartmouth	W, 18-7	18	12	30	47	30	1	2	0	34	8	12	15-28	3-1.5
03/28/2026	Notre Dame	W, 11-9	11	8	19	38	22	1	0	0	37	17	11	13-23	2-1.0
04/04/2026	at Duke	W, 14-10	14	10	24	34	21	1	0	0	33	21	12	12-27	3-2.0
Totals			157	107	264	461	290	7	10	0	411	170	131	170-318	41-30.0
Opponents			123	71	194	430	240	4	11	0	370	199	90	148-318	26-19.5

TEAM PER-GAME

Games Played: 11

Shots per game: 41.91; Goals per game: 14.27

Assists per game: 9.73; Points per game: 24.00

Shot pct.: .341; SOG pct.: .629

Faceoff W-L pct.: .535; Clear pct.: .845

DATE	OPPONENT	SCORE	MINUTES	GA	GA AVG	SAVES	SAVE%	W	L	T	FACED
02/08/2026	Colgate	W, 19-14	60:00	14	14.00	10	.417	0	0	0	43
02/14/2026	at Richmond	L, 18-12	60:00	18	18.00	11	.379	0	0	0	40
02/21/2026	at Stony Brook	W, 19-7	60:00	7	7.00	10	.588	0	0	0	36
02/28/2026	Johns Hopkins	L, 14-13	60:00	14	14.00	6	.300	0	0	0	37
03/03/2026	at High Point	W, 14-7	60:00	7	7.00	9	.563	0	0	0	31
03/07/2026	Towson	L, 13-9	60:00	13	13.00	11	.458	0	0	0	38
03/14/2026	at Maryland	L, 13-12	70:35	13	11.05	9	.409	0	0	0	41
03/21/2026	Utah	W, 16-11	60:00	11	11.00	14	.560	0	0	0	40
03/23/2026	Dartmouth	W, 18-7	60:00	7	7.00	13	.650	0	0	0	36
03/28/2026	Notre Dame	W, 11-9	60:00	9	9.00	11	.550	0	0	0	41
04/04/2026	at Duke	W, 14-10	60:00	10	10.00	13	.565	0	0	0	47
Totals			670:35	123	11.01	117	.487	0	0	0	430
Opponents			670:35	157	14.05	133	.459	0	0	0	461



OPPONENT GAME-BY-GAME STATISTICS (2026)

DATE	OPPONENT	SCORE	G	A	PTS	SH	SOG	GW	UP	DN	GB	TO	CT	FACEOFF	PEN-MIN
02/08/2026	Colgate	W, 19-14	14	5	19	43	24	0	5	0	44	26	8	20-35	7-4.5
02/14/2026	at Richmond	L, 18-12	18	7	25	40	29	1	0	0	31	12	8	13-34	1-0.5
02/21/2026	at Stony Brook	W, 19-7	7	5	12	36	17	0	0	0	24	16	5	11-29	3-2.5
02/28/2026	Johns Hopkins	L, 14-13	14	11	25	37	20	1	1	0	37	13	10	12-30	3-2.0
03/03/2026	at High Point	W, 14-7	7	6	13	31	16	0	0	0	28	24	4	13-25	2-1.0
03/07/2026	Towson	L, 13-9	13	8	21	38	24	1	1	0	49	26	12	14-26	3-3.0
03/14/2026	at Maryland	L, 13-12	13	8	21	41	22	1	0	0	26	18	8	18-30	4-4.0
03/21/2026	Utah	W, 16-11	11	9	20	40	25	0	2	0	36	16	11	9-31	0-0.0
03/23/2026	Dartmouth	W, 18-7	7	3	10	36	20	0	1	0	28	15	3	13-28	2-1.5
03/28/2026	Notre Dame	W, 11-9	9	3	12	41	20	0	0	0	32	16	9	10-23	1-0.5
04/04/2026	at Duke	W, 14-10	10	6	16	47	23	0	1	0	35	17	12	15-27	0-0.0
Opponents			123	71	194	430	240	4	11	0	370	199	90	148-318	26-19.5
Totals			157	107	264	461	290	7	10	0	411	170	131	170-318	41-30.0

OPPONENT PER-GAME

Games Played: 11

Shots per game: 39.09; Goals per game: 11.18

Assists per game: 6.45; Points per game: 17.64

Shot pct.: .286; SOG pct.: .558

Faceoff W-L pct.: .465; Clear pct.: .839

DATE	OPPONENT	SCORE	MINUTES	GA	GA AVG	SAVES	SAVE%	W	L	T	FACED	
02/08/2026	Colgate	W, 19-14	60:00	19	19.00	13	.406	0	0	0	55	
02/14/2026	at Richmond	L, 18-12	60:00	12	12.00	18	.600	0	0	0	43	
02/21/2026	at Stony Brook	W, 19-7	60:00	19	19.00	7	.269	0	0	0	42	
02/28/2026	Johns Hopkins	L, 14-13	60:00	13	13.00	12	.480	0	0	0	43	
03/03/2026	at High Point	W, 14-7	60:00	14	14.00	11	.440	0	0	0	39	
03/07/2026	Towson	L, 13-9	60:00	9	9.00	15	.625	0	0	0	40	
03/14/2026	at Maryland	L, 13-12	70:35	12	10.20	14	.538	0	0	0	38	
03/21/2026	Utah	W, 16-11	60:00	16	16.00	13	.448	0	0	0	42	
03/23/2026	Dartmouth	W, 18-7	60:00	18	18.00	12	.400	0	0	0	47	
03/28/2026	Notre Dame	W, 11-9	60:00	11	11.00	11	.500	0	0	0	38	
04/04/2026	at Duke	W, 14-10	60:00	14	14.00	7	.333	0	0	0	34	
Opponents				670:35	157	14.05	133	.459	0	0	0	461
Totals				670:35	123	11.01	117	.487	0	0	0	430





VIRGINIA GAME-BY-GAME COMPARISON (2026)

DATE	OPPONENT	SCORE	GOALS	ASSISTS	SHOTS	ON GOAL	GB	T/O	FACEOFF	CLEARS	PENALTIES
02/08/2026	Colgate	W, 19-14	19/14	17/5	55/43	32/24	33/44	15/26	15/20	23-27/16-21	8-6.5/7-4.5
02/14/2026	at Richmond	L, 18-12	12/18	7/7	43/40	30/29	38/31	14/12	21/13	19-20/22-25	0-0.0/1-0.5
02/21/2026	at Stony Brook	W, 19-7	19/7	12/5	42/36	26/17	41/24	14/16	18/11	21-22/19-21	5-3.5/3-2.5
02/28/2026	Johns Hopkins	L, 14-13	13/14	10/11	43/37	25/20	38/37	17/13	18/12	13-15/19-22	4-3.0/3-2.0
03/03/2026	at High Point	W, 14-7	14/7	11/6	39/31	25/16	37/28	18/24	12/13	17-22/16-23	4-3.0/2-1.0
03/07/2026	Towson	L, 13-9	9/13	7/8	40/38	24/24	49/49	19/26	12/14	22-28/22-27	4-3.5/3-3.0
03/14/2026	at Maryland	L, 13-12	12/13	5/8	38/41	26/22	32/26	12/18	12/18	24-26/21-23	5-4.0/4-4.0
03/21/2026	Utah	W, 16-11	16/11	8/9	42/40	29/25	39/36	15/16	22/9	21-24/21-22	3-2.0/0-0.0
03/23/2026	Dartmouth	W, 18-7	18/7	12/3	47/36	30/20	34/28	8/15	15/13	18-20/15-21	3-1.5/2-1.5
03/28/2026	Notre Dame	W, 11-9	11/9	8/3	38/41	22/20	37/32	17/16	13/10	25-32/19-23	2-1.0/1-0.5
04/04/2026	at Duke	W, 14-10	14/10	10/6	34/47	21/23	33/35	21/17	12/15	20-28/19-21	3-2.0/0-0.0
Totals			157/123	107/71	461/430	290/240	411/370	170/199	170/148	223-264/209-249	41-30.0/26-19.5

Note: Game totals are displayed in the format TEAM/OPPONENT for each category





VIRGINIA TEAM GAME HIGHS/LOWS (2026)

Virginia GAME HIGHS

Points	36	Colgate (02/08/2026)
	31	at Stony Brook (02/21/2026)
Goals	19	Colgate (02/08/2026)
	19	at Stony Brook (02/21/2026)
Assists	17	Colgate (02/08/2026)
	12	at Stony Brook (02/21/2026)
Shots	55	Colgate (02/08/2026)
	47	Dartmouth (03/23/2026)
Shots on goal	32	Colgate (02/08/2026)
	30	at Richmond (02/14/2026)
Saves	14	Utah (03/21/2026)
	13	Dartmouth (03/23/2026)
Ground Balls	49	Towson (03/07/2026)
	41	at Stony Brook (02/21/2026)
Turnovers	21	at Duke (04/04/2026)
	19	Towson (03/07/2026)
Opp.Turnovers	26	Colgate (02/08/2026)
	26	Towson (03/07/2026)

Opponent - GAME HIGHS

Points	25	at Richmond (02/14/2026)
	25	Johns Hopkins (02/28/2026)
Goals	18	at Richmond (02/14/2026)
	14	Colgate (02/08/2026)
Assists	11	Johns Hopkins (02/28/2026)
	9	Utah (03/21/2026)
Shots	47	at Duke (04/04/2026)
	43	Colgate (02/08/2026)
Shots on goal	29	at Richmond (02/14/2026)
	25	Utah (03/21/2026)
Saves	18	at Richmond (02/14/2026)
	15	Towson (03/07/2026)
Ground Balls	49	Towson (03/07/2026)
	44	Colgate (02/08/2026)
Turnovers	26	Colgate (02/08/2026)
	26	Towson (03/07/2026)
Opp.Turnovers	21	at Duke (04/04/2026)
	19	Towson (03/07/2026)





VIRGINIA TEAM GAME HIGHS/LOWS (2026)

Virginia GAME LOWS

Points	16	Towson (03/07/2026)
	17	at Maryland (03/14/2026)
Goals	9	Towson (03/07/2026)
	11	Notre Dame (03/28/2026)
Assists	5	at Maryland (03/14/2026)
	7	at Richmond (02/14/2026)
Shots	34	at Duke (04/04/2026)
	38	at Maryland (03/14/2026)
Shots on goal	21	at Duke (04/04/2026)
	22	Notre Dame (03/28/2026)
Saves	6	Johns Hopkins (02/28/2026)
	9	at High Point (03/03/2026)
Ground Balls	32	at Maryland (03/14/2026)
	33	Colgate (02/08/2026)
Turnovers	8	Dartmouth (03/23/2026)
	12	at Maryland (03/14/2026)
Opp.Turnovers	12	at Richmond (02/14/2026)
	13	Johns Hopkins (02/28/2026)

Opponent - GAME LOWS

Points	10	Dartmouth (03/23/2026)
	12	at Stony Brook (02/21/2026)
Goals	7	at Stony Brook (02/21/2026)
	7	at High Point (03/03/2026)
Assists	3	Dartmouth (03/23/2026)
	3	Notre Dame (03/28/2026)
Shots	31	at High Point (03/03/2026)
	36	at Stony Brook (02/21/2026)
Shots on goal	16	at High Point (03/03/2026)
	17	at Stony Brook (02/21/2026)
Saves	7	at Stony Brook (02/21/2026)
	7	at Duke (04/04/2026)
Ground Balls	24	at Stony Brook (02/21/2026)
	26	at Maryland (03/14/2026)
Turnovers	12	at Richmond (02/14/2026)
	13	Johns Hopkins (02/28/2026)
Opp.Turnovers	8	Dartmouth (03/23/2026)
	12	at Maryland (03/14/2026)



VIRGINIA PLAYER GAME HIGHS (2026)

Virginia INDIVIDUAL GAME HIGHS

Points	10	Millon, Brendan vs. Dartmouth (03/23/2026)
	9	Millon, McCabe vs. Colgate (02/08/2026)
Goals	6	Sunderland, Truitt vs. Colgate (02/08/2026)
	6	Sunderland, Truitt vs. Utah (03/21/2026)
Assists	6	Millon, Brendan vs. Dartmouth (03/23/2026)
	5	Millon, Brendan vs. Colgate (02/08/2026)
Shots	13	Sunderland, Truitt vs. Utah (03/21/2026)
	13	Millon, Brendan at Stony Brook (02/21/2026)
Shots on goal	9	Sunderland, Truitt vs. Utah (03/21/2026)
	9	Millon, Brendan at Stony Brook (02/21/2026)
Saves	14	Marek, Jake vs. Utah (03/21/2026)
	13	Marek, Jake vs. Dartmouth (03/23/2026)
Ground Balls	11	Meyer, Griff at Richmond (02/14/2026)
	8	Meyer, Griff vs. Colgate (02/08/2026)
Caused Turnover	4	Marek, Jake at High Point (03/03/2026)
	4	Schroter, John at Maryland (03/14/2026)
GA (goals against)	14	Marek, Jake vs. Colgate (02/08/2026)
	14	Morris, Kyle vs. Johns Hopkins (02/28/2026)
Faced	47	Marek, Jake at Duke (04/04/2026)
	43	Marek, Jake vs. Colgate (02/08/2026)
Turnovers	7	Millon, McCabe vs. Johns Hopkins (02/28/2026)
	5	Terenzi, Joey at Duke (04/04/2026)





NCAA STATISTICAL LEADERS (2026)

Statistic	National Rank	Conference Rank	Value	National Leader	Value	Conference Leader	Value
Assists Per Game (75 ranked)	1	1	9.73	Virginia	9.73	Virginia	9.73
Caused Turnovers Per Game (75 ranked)	3	1	11.91	Boston U.	12.50	Virginia	11.91
Clearing Percentage (75 ranked)	46	5	0.845	LIU	0.931	Notre Dame	0.902
Face-Off Winning Percentage (75 ranked)	28	5	0.535	North Carolina	0.680	North Carolina	0.680
Ground Balls Per Game (75 ranked)	4	2	37.36	Boston U.	38.30	North Carolina	38.27
Man-Down Defense (75 ranked)	22	1	0.703	Maryland	0.944	Virginia	0.703
Man-Up Offense (75 ranked)	27	5	0.400	Cornell	0.632	Duke	0.524
Opponent Clear Percentage (75 ranked)	34	2	0.839	Boston U.	0.702	Duke	0.728
Points Per Game (75 ranked)	3	2	24.00	Duke	25.10	Duke	25.10
Saves Per Game (75 ranked)	48	2	10.64	Hampton	15.90	Syracuse	12.33
Scoring Defense (75 ranked)	41	5	11.18	Ohio St.	7.09	Duke	8.50
Scoring Margin (75 ranked)	16	4	3.09	Richmond	7.80	Duke	7.70
Scoring Offense (75 ranked)	6	3	14.27	Duke	16.20	Duke	16.20
Shot Percentage (75 ranked)	6	1	0.341	Harvard	0.355	Virginia	0.341
Turnovers Per Game (75 ranked)	31	5	15.45	Richmond	12.00	Syracuse	12.67
Winning Percentage (75 ranked)	20	5	0.636	North Carolina Sacred Heart	0.909 0.909	North Carolina	0.909

Statistic	Player	National Rank	Conference Rank	Value	National Leader	Value	Conference Leader	Value
Assists Per Game (200 ranked)	McCabe Millon	2	1	3.09	Liam Connor, Georgetown	3.33	McCabe Millon, Virginia	3.09
	Brendan Millon	4	2	2.82				
	Truitt Sunderland	127	11	0.91				
Caused Turnovers Per Game (199 ranked)	John Schroter	38	1	1.56	Nikko DiPonio, Utah	3.11	John Schroter, Virginia	1.56
	Michael Meredith	90	8	1.18				
	Aidan Murnane	90	8	1.18				
	Jake Marek	121	12	1.00				
	Luke Hublitz	146	15	0.91				
	Robby Hopper	187	17	0.82				
	Lindan Verville	187	17	0.82				
	Mack Till	199	21	0.80				
	Face-Off Winning Pct (80 ranked)	Griff Meyer	51	6				
Goals Per Game (193 ranked)	Truitt Sunderland	16	3	2.91	Luke McNamara, Utah	4.44	Benn Johnston, Duke	3.10
	Ryan Colsey	48	7	2.36				
	Brendan Millon	91	9	2.09				
	McCabe Millon	126	14	1.82				
Goals-Against Average (68 ranked)	Jake Marek	35	5	10.72	Caleb Fyock, Ohio St.	7.48	Patrick Jameison, Duke	7.76
Ground Balls Per Game (145 ranked)	Griff Meyer	49	5	4.55	Brady Wambach, North Carolina	11.64	Brady Wambach, North Carolina	11.64
	Jake Marek	73	7	3.80				
	Robby Hopper	124	10	2.82				
	Andrew Greenspan	131	11	2.78				
Individual Man-up Goals (41 ranked)	Truitt Sunderland	20	4	4	Luke Rhoa, Syracuse	8	Luke Rhoa, Syracuse	8
Points Per Game (200 ranked)	McCabe Millon	6	1	4.91	Patrick Radomski, Siena	5.67	Brendan Millon, Virginia McCabe Millon, Virginia	4.91 4.91
	Brendan Millon	6	1	4.91				
	Truitt Sunderland	33	5	3.82				
	Ryan Colsey	96	12	3.00				
Save Percentage (68 ranked)	Jake Marek	37	3	0.516	Grayson Manning, Denver	0.618	Thomas Ricciardelli, Notre Dame	0.563
Saves Per Game (69 ranked)	Jake Marek	49	3	9.90	Nolan Hudnut, Bellarmine	13.92	Jimmy McCool, Syracuse	11.75
Shot Percentage (198 ranked)	Truitt Sunderland	33	5	0.427	Nathan Cobery, Harvard	0.529	Michael Ortleib, Duke	0.486
	Chase Band	37	6	0.412				
	Ryan Colsey	110	9	0.347				
	Brendan Millon	138	12	0.329				
	Ryan Duenkel	188	21	0.303				





GAME 11	#16 Virginia	14
	#7 Duke	10

April 4, 2026 • Durham, N.C. • Koskinen Stadium

DURHAM, N.C. — For the first time since 2004, Virginia emerged victorious in a regular-season meeting against its archrival in the sport of lacrosse, the Duke Blue Devils, Saturday afternoon (April 4) at Koskinen Stadium. After trailing 6-5 at the intermission, the No. 16 Cavaliers outscored the seventh-ranked Blue Devils by five goals in the second half to win 14-10, tallying their fourth consecutive victory and second over a ranked opponent.

For the fourth straight game, UVA starting goaltender Jake Marek (6-3) dazzled in net, leading the Wahoos to victory. He recorded 13 saves – his fourth consecutive game with at least 10 – and outdueled Duke’s All-ACC netminder, Patrick Jamieson, in the process.

On offense, the Cavaliers were led by Joey Terenzi (3g, 2a), who finished with a career-high five points and recorded his first career hat trick after scoring the game’s final goal into an empty net with under a minute to play. Freshman attackman Brendan Millon (1g, 4a) also tied for a game-high five points, senior attackman Ryan Colsey (3g, 1a) contributed four points, and Truitt Sunderland found the back of the net on four of his five shots.

The Blue Devils, who imposed a 10-man ride for nearly the entire game, contributed to eight UVA failed clears. However, with Marek’s help, UVA’s defense was able to make up for its shortcomings in the clear. The Cavaliers held Duke to only one goal in the final nine minutes of play. Close defenseman Aidan Murnane came off the bench and contributed four caused turnovers. Additionally, UVA held Duke midfielder Benn Johnston – the ACC’s leading goal scorer entering Saturday’s contest – to only one goal and one assist.

UVA jumped out to an early lead as Andrew Greenspan won the opening two faceoffs, setting up quick goals from Terenzi and Sunderland. Duke responded by capitalizing on Virginia’s early clearing mistakes to tie the game, but Colsey’s step-down goal—extending his goal streak to 25 games—gave UVA a 3-2 edge after the first quarter. The teams traded blows throughout the first half, with multiple ties, but Duke briefly took control with two rapid goals to carry a 6-5 lead into halftime, despite strong defensive efforts and key penalty kills from Virginia.

The Cavaliers surged again after the break, scoring twice in the opening minutes and taking control behind Brendan Millon’s playmaking and Colsey’s hat trick. UVA built a 10-7 lead heading into the fourth and maintained composure as Duke attempted a comeback. A pivotal coach’s challenge by Lars Tiffany denied Duke a shot-clock reset late in the game, helping Virginia hold momentum. The Cavaliers closed strong, outscoring Duke 3-1 down the stretch to secure the win and snap one of the sport’s most unfathomable winning streaks.

NOTES

- Virginia earned its first four-game win streak since tallying seven straight during the 2024 regular season.
- The Cavaliers snapped a six-game skid in the series with the Blue Devils, dating back to UVA’s 13-12 overtime loss during the 2021 regular season. UVA’s last win over Duke was in overtime at the 2019 NCAA semifinals.
- UVA ended a 22-year drought in regular-season games against Duke and snapped a 20-game skid in such contests.
- The Wahoos claimed their first victory at Koskinen Stadium since April 12, 2003, when they won, 11-8.
- UVA notched its second consecutive over a top-10 opponent, a first since 2024.
- The Cavaliers improved to 52-39 in the all-time series with Duke, which began in 1938.
- Nine of Virginia’s 14 goals were assisted. UVA entered Saturday’s game No. 2 nationally with an average of 9.7 assists per game.
- The Cavaliers are now 6-0 when recording more assists than their opponent.
- Senior attackman Ryan Colsey extended his goal streak to 25 games dating back to last year’s season opener, a span in which he’s totaled 53 goals.
- For the fourth consecutive game, UVA goalie Jake Marek (13 saves) finished with double-digit saves.
- The Blue Devils, who entered Saturday’s game as the nation’s leading in scoring offense with an average of 16.89 goals per game, were held to only 10 goals. That’s Duke’s second-lowest scoring output of the season.
- Duke goaltender Patrick Jamieson entered Saturday’s contest as the nation’s leader in goals-against average (6.90).
- UVA associate head coach and offensive coordinator Kevin Cassese returned to his alma mater, where he was twice team captain and Tewaaraton Award finalist (2002-03), a three-time All-American (2001-03), and the recipient of the Lt. J.g. Donald MacLaughlin Jr. Outstanding Midfielder (2002). He was also ACC Player of the Year in 2001 and garnered All-ACC honors three times (2001-03).

	1st	2nd	3rd	4th	Final
#16 Virginia	3	2	5	4	14
#7 Duke	2	4	1	3	10

VIRGINIA SCORING

GOALS: Truitt Sunderland 4; Ryan Duenkel 1; Joey Terenzi 3; Brendan Millon 1; Chase Band 1; Ryan Colsey 3; Hudson Hausmann 1.

ASSISTS: Ryan Duenkel 1; Joey Terenzi 2; Brendan Millon 5; Ryan Colsey 1; Luke Hublitz 1.

DUKE SCORING

GOALS: Kyle Colsey 3; Michael Ortlieb 2; Max Sloat 1; Benn Johnston 1; Cal Girard 1; Brady Scioletti 2.

ASSISTS: Luke Warrington 1; Michael Ortlieb 3; Max Sloat 1; Benn Johnston 1.

Team Statistics Comparison

UVA	Category	DUKE
34	Shots	47
33	Ground Balls	35
12-27	Faceoffs	15-27
20-28	Clears	19-21
0-0	Extra-Man Opps	1-3
13	Saves	7
21	Turnovers	17



GAME 10	#1 Notre Dame	9
	Virginia	11

March 28, 2026 • Charlottesville, Va. • Klöckner Stadium

CHARLOTTESVILLE, Va. — Virginia held No. 1 Notre Dame — one of the nation's top offenses — scoreless for the final 19:34 and Brendan Millon (2g, 2a) scored the game-winning goal with 3:29 remaining to give the Cavaliers their first lead since the opening quarter on the way to an 11-9 victory at Klöckner Stadium Saturday afternoon (March 28). The win marked the program's first by an unranked UVA team over a No. 1 opponent.

After starting the season 3-4, the Cavaliers tallied their third straight victory and captured their first win over an ACC opponent since 2024. UVA also handed the top-ranked Irish their first loss. Notre Dame entered Saturday's contest as one of only five undefeated Division I teams.

Virginia's 11 goals also tied for the most by a Notre Dame opponent this year. The Irish had held their last four opponents — the last three of which were ranked — to single-digit goals.

In addition to Brendan Millon, Virginia's offense was led by Truitt Sunderland (2g, 2a), who this past week was honored with a number of accolades, including being added to the Tewaaraton Award Watch List. McCabe Millon (1g, 3a) was UVA's third four-point-getter in Saturday's win. Midfielders Joey Terenzi (2g) and Hudson Hausmann (2g) both proved essential in the Cavaliers' comeback effort as both notched two goals apiece. Hausmann's second of the afternoon was the exclamation point in the waning seconds of play.

Defensively, the Cavaliers were anchored by close defenseman John Schroter (5gb, 2ct) and goaltender Jake Marek (5-3), who finished with 11 saves, his third consecutive performance with double-digit stops.

Virginia came out firing with back-to-back goals from Sunderland and Brendan Millon in the opening two minutes, but the Irish quickly answered with a three-goal run to take control midway through the first quarter. UVA found an equalizer when Sunderland, dodging from X, set up Terenzi on the crease to make it 3-3, extending his goal streak. The Cavaliers struggled early in the clearing game but gained an edge at the faceoff X behind Andrew Greenspan against his former team. After conceding three goals in just over two minutes, UVA's defense tightened, holding the Irish scoreless over the final nine minutes of the half. Still, UND regained the lead with two unassisted goals before McCabe Millon cut it to 5-4 late in the second. A last-second man-up opportunity for UVA was denied by goalkeeper Thomas Ricciardelli, preserving the Irish lead at halftime.

The second half was a back-and-forth battle, with Virginia tying the game three separate times in the third quarter but unable to take the lead. Goals from Hausmann and Terenzi — including a buzzer-beater assisted by McCabe Millon — helped UVA enter the fourth quarter tied for the first time all season. In the final period, UVA's defense and goalie Marek delivered key stops, including a critical save during a lengthy Irish possession. After a loose-ball penalty gave UVA new life, Brendan Millon broke through with a low-angle strike to give the Cavaliers their first lead in nearly 52 minutes. Late-game defensive plays, including a forced turnover by Robby Hopper, sealed momentum before Hausmann split defenders and scored with seven seconds left to cap the win.

NOTES

- Virginia earned its first three-game win streak since recording seven consecutive victories during the 2024 regular season.
- The Cavaliers snapped a four-game skid in the series with Notre Dame, dating back to UVA's heartbreaking 13-12 overtime loss at the 2023 NCAA Tournament semifinals at Lincoln Financial Field (Philadelphia).
- UVA nabbed its first win over a No. 1 ranked opponent since defeating top-ranked Notre Dame 12-8 at Klöckner Stadium on April 30, 2023, when the Cavaliers were ranked No. 3 in the USILA coaches poll.
- This year's UVA squad became the first unranked team in program history to knock off a No. 1 opponent.
- The Cavaliers snapped an 11-game skid against ranked opponents, dating back to UVA's 13-12 double-overtime thriller over Johns Hopkins at the 2024 NCAA Tournament quarterfinals on May 19, 2024.
- Eight of Virginia's 11 goals were assisted. UVA entered Saturday's game as the nation's leader in assists per game.
- The Cavaliers are now 5-0 when recording more assists than their opponent.
- Virginia's 11 goals scored tied for the most by a Notre Dame opponent this season.
- The Irish entered Saturday's contest having held its last four opponents — three of which were ranked — to single-digit goals.
- For the third consecutive game, UVA goalie Jake Marek (11 saves) finished with double-digit saves.
- UVA faceoff specialist Andrew Greenspan, who transferred to UVA from Notre Dame for the 2025 season, finished 9 for 15 at the faceoff X.

	1st	2nd	3rd	4th	Final
#1 Notre Dame	3	3	3	0	9
Virginia	3	2	4	2	11

NOTRE DAME SCORING

GOALS: Matt Jeffery 2; Teddy Lally 1; Fisher Finley 1; Josh Yago 2; Will Maheras 2; Chris Reihardt 1.

ASSISTS: Thomas Ricciardelli 1; Josh Yago 1; Will Maheras 1.

VIRGINIA SCORING

GOALS: Truitt Sunderland 2; Joey Terenzi 2; Will Inderlied 1; Brendan Millon 2; McCabe Millon 1; Ryan Colsey 1; Hudson Hausmann 2.

ASSISTS: Truitt Sunderland 2; Brendan Millon 2; McCabe Millon 3; Chase Band 1.

Team Statistics Comparison

UND	Category	UVA
41	Shots	38
32	Ground Balls	37
10-23	Faceoffs	13-23
19-23	Clears	25-32
0-2	Extra-Man Opps	0-1
11	Saves	11
16	Turnovers	17

GAME 9	Dartmouth	7
	Virginia	18

March 23, 2026 • Charlottesville, Va. • Klöckner Stadium

CHARLOTTESVILLE, Va. — In its second night game at Klöckner Stadium this season, Virginia erupted for eight unanswered first-half goals, powering an 18-7 rout of Dartmouth (4-4) on a crisp, windy Monday night (March 23).

True freshman Brendan Millon (4g, 6a) led the Cavaliers with a career-high 10 points. His 10 points are the most by an ACC player in a game this season and tied for fourth among all individual performances nationally. The last UVA player to record at least 10 points in a game was current UVA assistant coach Connor Shellenberger, who did so against Towson in 2024.

For the second straight game, Jake Marek (4-3) shined in net for the Cavaliers, stopping 13 Big Green shots on cage and only allowed six goals in 52:40 of action. Defensively, UVA was led by John Schroter, who finished with a game-high three caused turnovers. The Big Green entered Monday's game averaging 13.00 goals per game, but were held to their second-lowest goal total this season.

Virginia opened with a 7-1 lead after the first quarter, with six different Cavaliers accounting for the first seven goals and Marek posting six saves. Owen Crann recorded his first career goal after scooping a loose ball on a Dartmouth faceoff violation and scoring uncontested. UVA extended the run to eight straight goals in the second quarter, its longest streak of the season, and led 11-2 before Dartmouth made a goale change. Brendan Millon and Joey Terenzi connected on two second-quarter goals, including a quick-stick finish by Millon at the horn. Virginia led 12-4 at halftime, tying its largest halftime lead of the season.

UVA opened the second half with three consecutive goals, including two from Ryan Colsey, who finished with four goals for his fourth hat trick of the season and second straight four-goal game. The Cavaliers held Dartmouth scoreless in the third quarter, forced three failed clears and won the ground ball margin 13-6. Millon recorded his 10th point on his sixth assist, connecting with Chase Band with under 12 minutes remaining. Charles Balsamo scored twice, including the game's opening goal, for his first multi-goal performance of the season.

NOTES

- For the second time this season, Virginia's defense held its opponent to single-digit goals. The Cavaliers also held High Point to only seven goals on March 3, 2023.
- UVA never trailed in Monday's contest.
- The Cavaliers scored eight unanswered goals in the first half, the longest goal streak by UVA in a game this season.
- Virginia also held the Big Green scoreless for 15:29, including the entire third quarter. The last time a UVA opponent did not score for a full quarter was Duke — also in the third quarter — on April 26, 2025.
- No Dartmouth player had more than two points.
- Dartmouth was 15 for 21 on clears, a clip of 71.4%.
- With four goals and six assists, Brendan Millon tallied 10 points, the most by a UVA player since Connor Shellenberger also had 10 against Towson in 2024.
- Brendan Millon's 10 points are the most by an ACC player in a game this season and are tied for fourth-most nationally. His 10 points are also tied for 18th in school single-game history.
- Joey Terenzi (1g, 2a) notched a season-high three points.
- Senior attackman Ryan Colsey extended his goal streak to 23 games dating back to last year's season opener, a span in which he's totaled 51 goals.
- Owen Crann scored his first career goal with 44 seconds remaining in the first quarter.
- For the second straight game, UVA goalie Jake Marek (13 saves) finished with double-digit saves. He had a season-high 14 saves in UVA's previous game, a 16-11 win over Utah (March 21).
- Marek only gave up six goals in 52:40, registering a career-best 6.83 goals-against average. He finished with 13 saves after facing 33 shots.
- Marek, who entered Monday's game with 296 career saves, eclipsed the 300-save mark.
- McCabe Millon (1g, 3a), who entered Saturday's game as the Division I leader in assists and points per game, has recorded at least four points in all but one game so far this season.
- Charles Balsamo appeared in his 60th career game — a mark that leads the team — while Truitt Sunderland made tallied his 50th career appearance.
- Dartmouth is led by former UVA associate head coach and offensive coordinator Sean Kirwan, who is in his third season leading the Big Green. Kirwan was on staff at UVA for seven seasons (2017-23), including during the Cavaliers' back-to-back national championship runs in 2019 and 2021.

	1st	2nd	3rd	4th	Final
Dartmouth	1	3	0	3	7
Virginia	7	5	3	3	18

DARTMOUTH SCORING

GOALS: Stu Gates 1; William Stahl 1; Mitchell Monte 1; Alex Jessey 2; Emmett Paradine 1; Quinn Stankovits 1.

ASSISTS: Stu Gates 1; Hopper Zappitello 1; Mitchell Monte 1.

VIRGINIA SCORING

GOALS: Charles Balsamo 2; Truitt Sunderland 2; Joey Terenzi 1; Brendan Millon 4; Robby Hopper 1; McCabe Millon 1; Chase Band 2; Ryan Colsey 4; Owen Crann 1.

ASSISTS: Joey Terenzi 2; Brendan Millon 6; Robby Hopper 1; McCabe Millon 3.

Team Statistics Comparison

DC	Category	UVA
36	Shots	47
28	Ground Balls	34
13-28	Faceoffs	15-28
15-21	Clears	18-20
1-3	Extra-Man Opps	2-3
12	Saves	13
15	Turnovers	8

GAME 8	Utah	11
	Virginia	16

March 21, 2026 • Charlottesville, Va. • Scott Stadium

CHARLOTTESVILLE, Va. — Andrew Greenspan won a career-high 15 faceoffs and Truitt Sunderland matched his career best with six goals to lead Virginia (4-4) to a 16-11 victory over Utah (5-3). The Cavaliers outscored the Utes 11-7 in the second on their way to snapping a two-game skid.

The game was contested in bright and warm conditions at Scott Stadium, the home venue of UVA football and site of the upcoming NCAA Men's Lacrosse Championships (May 23-25).

With the help of Greenspan, the Hoos won 22 of the game's 31 total faceoffs. UVA starting goaltender Jake Marek (3-3) finished with a season-high 14 saves. In addition to Sunderland, the Cavaliers were led on offense by McCabe Millon (2g, 3a), Ryan Colsey (4g) and Brendan Millon (1g, 3a). Defensively, John Schroter held his primary matchup and Utah's leading scorer Ryan Stines (1g) to only one point, a season low. Stines entered Saturday's game ninth among all Division I players in goals per game (3.29).

After Lindan Verville dislodged a Utah player's crosse with a stick-check, Sunderland opened the scoring in transition for Virginia. Utah responded with three straight goals to take a 3-1 lead after the first quarter. The Cavaliers surged in the second, scoring four of the next five goals—including back-to-back unassisted efforts from midfielders Joey Terenzi and Ryan Duenkel—to reclaim a 5-4 advantage by halftime, with Marek recording nine of his 14 saves before the break.

Utah managed to tie the game three times early in the third quarter, but Virginia answered with a decisive four-goal run to take control, eventually building an 11-7 lead they never surrendered. The Cavaliers exploded for seven goals in the third—matching their highest-scoring quarter of the season—with two apiece from Colsey and Sunderland. Sunderland added consecutive goals in the fourth to push the lead to its largest margin at 15-9, while Virginia dominated faceoffs in the second half, winning 15 of 20.

WITH THE WIN...

- Virginia earned its first victory at Scott Stadium since March 8, 1995, when it defeated Penn State, 20-12. The Nittany Lions, who finished that season 11-2 overall, were led by former UVA head coach Glenn Thiel.
- The Cavaliers claimed their fourth victory of the series with Utah in as many games.
- UVA, now 4-4, got back to .500 on the season.

ADDITIONAL NOTES

- For the third time of his career, Truitt Sunderland scored a career-high six goals. Sunderland also scored six goals in UVA's 2025 and 2026 season openers, both of which were against Colgate.
- Senior attackman Ryan Colsey extended his goal streak to 22 games dating back to last year's season opener, a span in which he's totaled 47 goals.
- McCabe Millon (2g, 3a), who entered Saturday's game as the Division I leader in assists and points per game, has recorded at least five points in all but one game so far this season.
- Faceoff specialist Andrew Greenspan won a career-high 15 faceoffs on 19 attempts. His previous best was 13 wins against Syracuse last season.
- UVA goaltender Jake Marek finished with a season-high 14 saves.
- Saturday's contest marked the first lacrosse game held at Scott Stadium since April 2, 2011, when the No. 6 Cavaliers fell 12-7 to No. 10 Maryland. UVA went on to defeat the Terrapins 9-7 in the national championship game and capture the program's fifth NCAA title.

	1st	2nd	3rd	4th	Final
Utah	3	1	4	3	11
Virginia	1	4	7	4	16

UTAH SCORING

GOALS: Will Overly 4; Ryan Stines 1; Jordan Reed 1; Karson Sparks 1; Luke Mcnamara 4.
ASSISTS: Karson Sparks 1; Zachary White 4; Luke Mcnamara 1; Cade Faulkner 1; Nathan Chalmers 2.

VIRGINIA SCORING

GOALS: Truitt Sunderland 6; Ryan Duenkel 1; Joey Terenzi 1; Brendan Millon 1; McCabe Millon 2; Chase Band 1; Ryan Colsey 4.
ASSISTS: Ryan Duenkel 1; Joey Terenzi 1; Brendan Millon 3; McCabe Millon 3.

Team Statistics Comparison

UVA	Category	UTAH
42	Shots	40
39	Ground Balls	36
22-31	Faceoffs	9-31
21-24	Clears	21-22
0-0	Extra-Man Opps	2-3
14	Saves	13
15	Turnovers	16

GAME 7	Virginia	12
	#10 Maryland (30T)	13

March 14, 2026 • College Park, Md. • SECU Stadium

COLLEGE PARK, Md. — In their first game that required at least three overtime periods since the 2009 seven-overtime thriller against Maryland, the Cavaliers were on the wrong end of this year's meeting with the 10th-ranked Terrapins. As UMD midfielder Zach Whittier flashed behind the cage, he reeled in a pass from attackman Leo Johnson, wrapped around the far side of the crease and buried his second goal of the afternoon to solidify a 13-12 win for the Terrapins 2:35 into the third overtime at SECU Stadium Saturday afternoon (March 14).

The Cavaliers trailed for most of the contest after falling behind in the first quarter, but rallied to retake the lead with 3:47 left in the fourth. Nearly three minutes later, Johnson spun to split two UVA defenders and notched his third goal of the afternoon, a blow that ultimately sent the 99th meeting between two of college lacrosse's most storied programs to overtime. Saturday's contest marked the fourth one-score game – including third in overtime – in the last nine meetings between the rivals.

Balanced scoring from eight Cavaliers was on full display Saturday afternoon. UVA was led by Truitt Sunderland (2g, 1a) and Brendan Millon (2g, 2a), both of whom notched three points each. In his first game back since UVA's contest at Richmond (Feb. 14) earlier this season, Joey Terenzi (1g, 1a, 2g) also provided a spark for the Hoos, particularly on the faceoff wings. Defensively, John Schroter stood out among the pack as he finished with a season-high four caused turnovers. UVA goaltender Jake Marek (2-3) finished with nine saves.

The Cavaliers could not capitalize on a two-man-down situation in the first after a UVA shot rang off the post and UMD netminder Brian Ruppel (14 saves) turned away back-to-back Cavalier shots. After UVA received goals from Terenzi, who was in his first game back since Feb. 14, and long-stick midfielder Robby Hopper, the score was tied 5-5. Maryland scored the next two to lead it 7-5 at the intermission. The Terps grasped their largest lead of the game, 11-8, after posting four goals in the third, the last of which was Johnson's second of the day. After UMD was flagged for an illegal hit to the head on Ryan Duenkel, UVA missed out being man-up for two full minutes after McCabe Millon retaliated. The Cavaliers' offense came alive in the fourth, when they began dodging Terrapin short-stick defenders from behind the cage, which fueled a four-goal run and gave the Hoos their first lead [12-11] since the first quarter.

The Cavaliers committed three of their 12 total turnovers in the first overtime period. After UMD All-American defenseman Will Schaller exited the game with an apparent lower-body injury in the second overtime, UVA attackman McCabe Millon (1g, 2a) tried to provide a spark for the Hoos in the second overtime, but to no avail. In the third overtime, Ruppel denied attempts from Band, Duenkel, and Colsey – the last of which clanged off the post and deflected out of bounds. After clearing the ball, Whittier eluded his defender on an off-ball cut behind the cage before hammering home perhaps Maryland's most consequential goal of the season to date.

NOTES

- The game was UVA's first that required at least three overtime periods since the Cavaliers defeated Maryland 10-9 in seven overtimes on March 28, 2008, at Klöckner Stadium.
- Four of the last nine games of the series have been determined by one goal, including three in overtime.
- UVA outscored Maryland 4-1 in the fourth quarter.
- UVA's man-down unit held the Terrapins scoreless on all four of their extra-man chances.
- Senior attackman Ryan Colsey extended his goal streak to 21 games dating back to last year's season opener, a span in which he's totaled 43 goals.
- Defenseman John Schroter finished with a season-high four caused turnovers.
- In his first game back since Richmond (Feb. 14) of this year, midfielder Joey Terenzi finished with one goal and one assist, the most points he's had in a game since he also had two at Richmond on Feb. 17, 2024.
- UVA long-stick midfielder Robby Hopper scored his first career goal in the second quarter.
- The Cavaliers only committed 12 turnovers, their fewest in a game since recording 11 at Notre Dame on April 12, 2025.
- Faceoff specialist Andrew Greenspan was 4 for 8 at the faceoff X, which included a win in the first overtime period against Maryland's Henry Dodge. Dodge leads the nation in faceoff win percentage this year.
- With the win, Maryland improved to 53-46 in the all-time series, which began in 1926. Saturday's game was officially the 99th of the series between the Cavaliers and Terrapins.

	1st	2nd	3rd	4th	OT	2OT	3OT	Final
Virginia	2	3	3	4	0	0	0	12
#10 Maryland	4	3	4	1	0	0	1	13

VIRGINIA SCORING

GOALS: Truitt Sunderland 2; Ryan Duenkel 1; Joey Terenzi 1; Brendan Millon 2; Robby Hopper 1; McCabe Millon 1; Chase Band 2; Ryan Colsey 2.
ASSISTS: Truitt Sunderland 1; Joey Terenzi 1; Brendan Millon 1; McCabe Millon 2.

MARYLAND SCORING

GOALS: Aidan Aitken 1; Thomas Gravino 1; Braden Erksa 1; Zach Whittier 2; Spencer Ford 1; Leo Johnson 3; Elijah Stobaugh 2; Chris Lyons 1; Matt Higgins 1.
ASSISTS: Braden Erksa 4; Zach Whittier 1; Leo Johnson 1; Matt Higgins 2.

Team Statistics Comparison

UVA	Category	UMD
38	Shots	41
32	Ground Balls	26
12-30	Faceoffs	18-30
24-26	Clears	21-23
0-3	Extra-Man Opps	0-4
9	Saves	14
12	Turnovers	18





GAME 6	Towson	13
	#17 Virginia	9

March 7, 2026 • Charlottesville, Va. • Klöckner Stadium

CHARLOTTESVILLE, Va. — A six-goal run bridging the first and second quarters propelled Towson (3-3) past No. 17 Virginia (3-3) in its 13-9 win Saturday evening (March 7) at Klöckner Stadium. The loss snapped Virginia's 15-game winning streak in the series, which had stood unbroken since 2001. Prior to Saturday's game, the Tigers had not defeated the Cavaliers since the first round of the 1991 NCAA Tournament.

Towson attackman Alex Roussel posted a game-high nine points on five goals and four assists, and goaltender Matt Nilan (3-3) tallied 15 saves to earn the win in net. Roussel's nine points are the most by a UVA opposing player since Duke's Brennan O'Neill also had nine points on March 31, 2023.

Virginia was led Truitt Sunderland, who finished with three goals – to notch his 10th career hat trick – and an assist. For the sixth consecutive game, McCabe Millon (1g, 4a) finished with at least five points. UVA netminder Jake Marek (2-2) finished with 10 saves, including seven in the second half.

Two teams traded man-up goals to start the contest. Sunderland's first goal of the afternoon gave the Cavaliers their second lead of the day, but it only lasted for seven seconds. Roussel scored three straight to ignite the Tigers' six-goal spree, which it carried into the second quarter. By the end of the first half, UVA narrowly trimmed its deficit to four [9-5].

Roussel's fifth strike of the evening opened the scoring in the second half, after which UVA claimed four of the next five goals to cut its deficit to two [11-9]. Despite outshooting the Tigers 14-5 in the fourth quarter, UVA was shutout for the final 16:07.

NOTES

- With the loss, Virginia's 15-game win streak in the Towson series came to a close. UVA now leads the all-time series, which began in 1972, 18-4.
- UVA's 15-game win streak was the program's second-longest among all active Division I opponents. Only UVA's 25-game win streak over VMI was longer than that against the Tigers entering Saturday's game.
- Both UVA and Towson are now 3-3 this season; neither team has won back-to-back games.
- Seven of the Cavaliers' nine goals were assisted. UVA entered Saturday's contest as the nation's leader in assists per game. Virginia now has 64 assists in six games played this season.
- **McCabe Millon** (1g, 4a) tallied a team-high five points. Millon, who led the nation in points per game entering Saturday's contest, has recorded at least five points in all six games so far this season.
- Senior attackman **Ryan Colsey** extended his goal streak to 20 games dating back to last year's season opener, a span in which he's totaled 41 goals.
- Towson attackman Alex Roussel (5g, 4a) posted a game-high nine points, the most by a UVA opposing player since March 31, 2023, when Duke's Brennan O'Neill also had nine at Klöckner Stadium.
- The night game was UVA's first of two scheduled to be contested at Klöckner Stadium this season. The Cavaliers host Dartmouth on Monday, March 23 at 7 p.m.
- It was also UVA's first night game at Klöckner Stadium since Feb. 18, 2025, when it defeated High Point, 17-8.
- Saturday's contest was UVA's annual HEADstrong Foundation dedication game. The HEADstrong Foundation is a non-profit organization that offers financial, residential, and emotional support to families affected by cancer.

	1st	2nd	3rd	4th	Final
Towson	4	5	3	1	13
#17 Virginia	2	3	4	0	9

TOWSON SCORING

GOALS: Alex Roussel 5; Mikey Weisshaar 1; Ryan Schrier 1; Alex Vieni 1; Joaquin Villagomez 3; Will Schoonmaker 1; Trevor Phipps 1.

ASSISTS: Alex Roussel 4; Ryan Schrier 1; Kai Lopez 1; Joaquin Villagomez 1; Joe Meidling 1.

VIRGINIA SCORING

GOALS: Truitt Sunderland 3; Ryan Duenkel 1; Brendan Millon 2; McCabe Millon 1; Chase Band 1; Ryan Colsey 1.

ASSISTS: Truitt Sunderland 1; Brendan Millon 1; McCabe Millon 4; Ryan Colsey 1.

Team Statistics Comparison

UVA	Category	TU
40	Shots	38
49	Ground Balls	49
12	Faceoffs	14
22-28	Clears	22-27
2-3	Extra-Man Opps	1-4
11	Saves	15
19	Turnovers	26

GAME 5	#17 Virginia	14
	High Point	7

March 3, 2026 • High Point, N.C. • Vert Stadium

HIGH POINT, N.C. — No. 17 Virginia (3-2) scored the game's first four goals and cruised to a 14-7 road victory over High Point Tuesday evening (March 3) at Vert Stadium.

The win is UVA's second consecutive on the road and comes only two days after a 14-13 heartbreaking defeat to then-No. 16 Johns Hopkins this past Saturday.

UVA starting goaltender Jake Marek (2-1) shined in net on the way to his second win of the season. Marek finished with nine saves, including four in the fourth quarter, and only five goals allowed in 52:50 of action. He also tied for a game-high four caused turnovers.

With the help of Marek, Virginia's man-down unit held the Panthers scoreless on all three of their extra-man opportunities.

Offensively, the Cavaliers were led by Truitt Sunderland (3g, 2a), Brendan Millon (2g, 3a) and McCabe Millon (2g, 4a). Sunderland notched his ninth career hat trick. Eleven of UVA's 14 goals were assisted.

NOTES

- Virginia earned its second consecutive victory on the road this season.
- The Cavaliers improved to 7-2 in the all-time series and tallied their fifth consecutive win over High Point.
- With the win UVA (3-2) pulled above .500 overall on the season.
- Senior attackman **Ryan Colsey** extended his goal streak to 19 games dating back to last year's season opener, a span in which he's totaled 40 goals.
- With three goals and two assists, **Truitt Sunderland** notched his ninth career hat trick.
- **McCabe Millon**, who entered Tuesday's contest as the nation's points leader, finished with six points on two goals and four assists. Millon now has 14 goals and 19 assists this season.
- **Brendan Millon** finished with two goals and three assists. Brendan Millon now has 11 goals and 13 assists.
- Brothers McCabe and Brendan Millon entered Tuesday's game Nos. 1 and 2, respectively, among all ACC players in points per game.
- **Sean Browne** bookended scoring for the Hoos, an effort that marked his first career multi-goal performance.
- **Tim Myers** scored his first career goal with 3:12 remaining in the first quarter.
- Defenseman **Aidan Murnane** and goaltender **Jake Marek** totaled four caused turnovers each, both of which are the most by a UVA player in a game this year.
- Marek also achieved a 5.68 goals-against average, his career best (minimum 36:00 played), and the best average by a Cavalier since April 6, 2024, when Matthew Nunes held North Carolina to five goals in the first 55:09 of play.
- High Point committed 24 turnovers, the second most by a UVA opponent this season.

	1st	2nd	3rd	4th	Final
#17 Virginia	5	3	4	2	14
High Point	1	2	2	2	13

VIRGINIA SCORING

GOALS: Truitt Sunderland 3; Ryan Duenkel 1; Brendan Millon 2; McCabe Millon 2; Chase Band 2; Ryan Colsey 1; Tim Myers 1; Sean Browne 2.

ASSISTS: Truitt Sunderland 2; Ryan Duenkel 1; Will Inderlied 1; Brendan Millon 3; McCabe Millon 4.

HIGH POINT SCORING

GOALS: Ryan Hynes 1; Owen Bunten 4; Luca Accardo 1; Carson Robins 1.

ASSISTS: Justin Wixted 4; Ryan Hynes 1; Owen Bunten 1.

Team Statistics Comparison

UVA	Category	HPU
39	Shots	31
37	Ground Balls	28
12	Faceoffs	13
17-22	Clears	16-23
1-2	Extra-Man Opps	0-3
9	Saves	11
18	Turnovers	24



GAME 4	#16 Johns Hopkins	14
	#13 Virginia	13

Feb. 28, 2026 • Charlottesville, Va. • Klöckner Stadium

CHARLOTTESVILLE, Va — No. 13 Virginia jumped out to a 5-1 lead but surrendered a late surge in a 14-13 loss to No. 16 Johns Hopkins at Klöckner Stadium. The Blue Jays scored 10 of the game's final 12 goals to secure their first lead late and held on, marking the third straight one-goal game between the programs. The matchup was the 100th in a series that began in 1904.

Virginia built an 8-3 halftime advantage and extended it to 11-4 early in the third quarter behind strong ball movement and timely defense. **Ryan Duenkel** scored twice during the opening run, and the Cavaliers appeared in control after defenseman **Tommy Snyder** scored his first career goal in transition. However, a late third-quarter push by Hopkins trimmed the deficit to 12-8 entering the fourth.

Hopkins attackman Hunter Chauvette scored a game-high six goals, including the go-ahead strike in the final minutes. Goaltender Oran Gelinias earned the win in relief after starter Dash Lamitie exited in the first quarter. The Blue Jays closed the game with six consecutive goals to take a 14-12 lead before holding off a last-minute Virginia push.

Ryan Colsey led Virginia with three goals, two assists and five ground balls, while **McCabe Millon** (2g, 3a) also tallied five points. Freshman **Brendan Millon** contributed two goals and two assists in his first start at attack. Despite a late goal by **Truitt Sunderland** to pull within one, UVA's final attempts were denied as Hopkins retained the Doyle Smith Cup for the third straight year.

NOTES

- Including Saturday's game, ten of the last 17 meetings have been decided by one goal. UVA is now 5-5 in such contests.
- Senior attackman Ryan Colsey extended his goal streak to 18 games dating back to last year's season opener, a span in which he's totaled 39 goals.
- The game was UVA's first at Klöckner Stadium this season after its season opener, a 19-14 win over Colgate (Feb. 8), was moved to the George Welsh Indoor Football Practice Facility due to frigid temperatures.
- Saturday's contest also marked the latest in a season that UVA has played its first game at Klöckner Stadium since 2004, when the Cavaliers didn't open at home until March 6 against Syracuse.
- This year marked the 20th anniversary of the establishment of the Doyle Smith Cup. Beginning with the 2006 meeting, UVA and Hopkins came together to honor the life and legacy of Edward "Doyle" Smith and his lasting contributions to both programs and the game at the national level.
- The game was part of a doubleheader with the UVA women's lacrosse team, which fell 16-8 to No. 2 Stanford.
- Saturday's doubleheader is also the men's and women's annual One Love game, an event created in 2010 to honor former Virginia women's lacrosse player Yeardeley Love and support the One Love Foundation, a national nonprofit dedicated to educating, empowering, and activating young people to end relationship violence and promote healthy relationships.

	1st	2nd	3rd	4th	Final
#16 Johns Hopkins	2	1	5	6	14
#13 Virginia	6	2	4	1	13

JOHNS HOPKINGS SCORING

GOALS: Jimmy Ayers 3; Liam Burke 1; Matt Collison 1; Brooks English 1; Charlie Iler 1; Warry Colhoun 1; Hunter Chauvette 6.

ASSISTS: Jimmy Ayers 2; Erik Chick 1; Matt Collison 2; Brooks English 4; Chuck Rawson 1; Oran Gelinias 1.

VIRGINIA SCORING

GOALS: Truitt Sunderland 1; Ryan Duenkel 2; Brendan Millon 2; McCabe Millon 2; Chase Band 1; Ryan Colsey 3; Hudson Hausmann 1; Tommy Snyder 1.

ASSISTS: Truitt Sunderland 1; Brendan Millon 2; McCabe Millon 3; Chase Band 1; Ryan Colsey 2; Luke Hublitz 1.

Team Statistics Comparison

UVA	Category	JHU
43	Shots	37
38	Ground Balls	37
18	Faceoffs	12
13-15	Clears	19-22
1-3	Extra-Man Opps	2-3
12	Saves	6
17	Turnovers	13

GAME 3	#17 Virginia	19
	Stony Brook	7

Feb. 21, 2026 • Stony Brook, N.Y. • LaValle Stadium

STONY BROOK, N.Y. — No. 17 Virginia (2-1) scored 11 seconds in, and the rest was never in doubt as UVA cruised to a decisive 19-7 victory over Stony Brook (0-3) at LaValle Stadium Saturday afternoon (Feb. 21). In his return to his former post, **Lars Tiffany** became only the third UVA head coach in program history to tally 100 wins, joining legends Jim "Ace" Adams and Dom Starsia.

Eleven Cavaliers found the back of the net, including **Brendan Millon** (5g, 2a), who led all players with seven points. His brother, **McCabe Millon** (2g, 4a) added six points and true freshman faceoff specialist **Griff Meyer** scored two goals and logged his first career assist. Meyer was 11 for 17 at the faceoff X, his second straight game finishing above .500 on faceoffs.

In his first start of the season, **Kyle Morris** (1-0) earned the win in net and stopped eight Seawolve shots. He averaged only 7.57 goals-against in 47:32 of action. Virginia's man-down unit shut out SBU on all its five extra-man opportunities.

The Cavaliers scored the first seven goals after McCabe Millon opened the barrage on an assist from Meyer on the first play of the game. UVA led 7-1 by the end of the first quarter. UVA kept rolling in the second with three more early goals and Brendan Millon's first career hat trick, heading into halftime up 11-3 while Morris piled up saves. The Hoos added three unassisted goals in the third – including Meyer's highlight-reel spin move through multiple checks followed by a backhanded finish to notch his second score of the day. UVA's surged continued into the fourth quarter with four more scores, highlighted by Sean Browne's first career goal, as reserves saw action to cap the rout.

NOTES

- UVA improved to 13-0 in the all-time series with Stony Brook.
- Lars Tiffany became only the third coach in UVA history to tally 100 wins as UVA head coach. In his 10th season Virginia, Tiffany is now 100-45 as Cavalier head coach.
- Tiffany also improved 3-0 all-time against his former team. Tiffany was named the Seawolves' fourth head coach on Aug. 10, 2004, and spent two seasons (2005-06) in that position.
- UVA's man-down unit held the Seawolves off the scoreboard on all five of their extra-man opportunities.
- Stony Brook's seven goals are the fewest by a Cavalier opponent in a true road game since their 8-5 win over Manhattan in Riverdale, N.Y.
- In his third career game, true freshman Brendan Millon tallied five goals – his first career hat trick – and two assists.
- Senior attackman Ryan Colsey extended his scoring streak to 17 games dating back to last year's season opener, a span in which he's totaled 36 goals.
- Faceoff specialist Griff Meyer finished with two goals and one assist. The last time a UVA faceoff specialist scored two goals in a game was April 7, 2023, when Petey LaSalla notched two in a 19-12 victory at No. 10 North Carolina.
- Sean Browne notched his first career goal with 12:28 in the fourth quarter. Browne missed the 2025 season due to injury.
- In his homecoming, Manhasset, New York, native Charles Balsamo scored his third goal of the season in the third quarter.
- With two goals, Chase Band logged his first career multi-goal effort.
- Kyle Morris earned his first win in net since UVA's 17-8 win over High Point on Feb. 18, 2025.
- After missing UVA's first two games of the season, senior defenseman John Schroter made his season debut.

	1st	2nd	3rd	4th	Final
#17 Virginia	7	4	3	5	19
Stony Brook	1	2	3	1	7

VIRGINIA SCORING

GOALS: Charles Balsamo 1; Truitt Sunderland 2; Ryan Duenkel 1; Will Inderlied 1; Brendan Millon 5; McCabe Millon 2; Chase Band 2; Ryan Colsey 1; Johnny Hackett 1; Sean Browne 1; Griff Meyer 2.

ASSISTS: Charles Balsamo 1; Truitt Sunderland 1; Ryan Duenkel 1; Brendan Millon 2; Robby Hopper 1; McCabe Millon 4; Owen Crann 1; Griff Meyer 1.

STONY BROOK SCORING

GOALS: Tanner Williams 1; Collin Williamson 4; Brendan Marino 1; Justin Bonacci 1.

ASSISTS: Caleb Yeung 1; Collin Williamson 1; Sean Carlo 1; Kian McCoy 2.

Team Statistics Comparison

UVA	Category	SBU
42	Shots	36
41	Ground Balls	24
18	Faceoffs	11
21-22	Clears	19-21
1-3	Extra-Man Opps	0-5
10	Saves	7
14	Turnovers	16





GAME 2	#13 Virginia	12
	#8 Richmond	18

Feb. 14, 2026 • Richmond, Va. • Robins Stadium

RICHMOND, Va. — No. 8 Richmond (2-0) scored 11 of the final 16 goals on the way to its 18-12 victory over No. 13 Virginia (1-1) at Robins Stadium on Saturday afternoon (Feb. 14). Less than a week after UVA was forced to play its season opener indoors due to frigid temperatures, a lively crowd of 3,896 was in attendance under seasonally warm, sunny skies.

Goalkeeper Connor Knight (2-0) dazzled in net for the Spiders, finishing with a career-high 18 saves to earn his second win of the year.

For the second consecutive game, **McCabe Millon** stood out among the Hoos. He finished with a game-high seven points on four goals and three assists. Millon now has eight goals and eight assists in two games so far this season.

Virginia's **Jake Marek** (0-2), who made his second straight start Saturday, and **Kyle Morris** split goaltending duties, but the duo combined for only 11 saves after facing 40 Spider shots.

The teams were tied 4-4 after one, as Richmond scored with four seconds left to wipe out UVA's lead. **Ryan Colsey** had two goals and two assists – extending his scoring streak to 16 games – while McCabe Millon handed out two first-quarter assists and later scored three goals in 65 seconds to erase a 7-4 deficit. The Spiders closed the half on top, 9-7, behind four first-half goals from Aidan O'Neil. O'Neil finished with five goals and one assist.

Richmond pushed its run to seven straight goals spanning the second and third quarters to seize control. UVA answered with four of the next five, including two from **Brendan Millon**, to pull within three [15-12], but the Spiders scored the final three goals to seal their second straight win in the series.

NOTES

- Junior attackman **McCabe Millon** (4g, 3a) led all players with seven points. In only two games this season, Millon has eight goals and eight assists.
- Senior attackman **Ryan Colsey** extended his scoring streak to 16 games dating back to last year's season opener, a span in which he's totaled 35 goals.
- Sophomore midfielder **Sean Browne** made his UVA debut. He missed the 2025 season and UVA's 2026 season opener due to injury.
- Senior midfielder **Joey Terenzi** made his season debut, his first appearance since the Ohio State game on Feb. 22, 2025.
- Sophomore defenseman **Luke Hublitz** made his first career start.
- Sophomore midfielder/attackman **Ryan Duenkel** scored his first career goal in the first quarter. He finished with two goals.
- True freshman faceoff specialist **Griff Meyer** won 17 of his 28 attempts at the center X. The last time a UVA faceoff specialist won 17 draws was in UVA's 17-14 win over Georgetown in the 2023 NCAA quarterfinals in Albany, N.Y., when Petey LaSalla also finished with 17 wins.
- The last time a UVA true freshman won at least 17 faceoffs was Petey LaSalla, who did so on four occasions in 2019.
- Virginia was 19 for 20 on its clear attempts.

	1st	2nd	3rd	4th	Final
#13 Virginia	4	3	3	2	12
#8 Richmond	4	5	6	3	18

VIRGINIA SCORING

GOALS: Truitt Sunderland 1; Ryan Duenkel 2; Brendan Millon 2; McCabe Millon 4; Chase Band 1; Ryan Colsey 2.

ASSISTS: Joey Terenzi 1; Brendan Millon 1; McCabe Millon 3; Ryan Colsey 2.

RICHMOND SCORING

GOALS: Aidan O'Neil 5; Joe Sheridan 4; Charlie Packard 1; Gavin Creo 2; Daniel Picart 3; Jack Ricciardi 2; Jack Pilling 1.

ASSISTS: Aidan O'Neil 1; Joe Sheridan 1; Gavin Creo 1; Daniel Picart 1; Jack Ricciardi 1; Ryan Thompson 1; Brayden Penafeather-Stevenson 1.

Team Statistics Comparison

UVA	Category	UR
43	Shots	40
38	Ground Balls	31
21	Faceoffs	13
19-20	Clears	22-25
0-1	Extra-Man Opps	0-0
11	Saves	18
14	Turnovers	12

GAME 1	Colgate	14
	#14 Virginia	19

Feb. 8, 2026 • Charlottesville, Va. • George Welsh IPF

CHARLOTTESVILLE, Va. — **Truitt Sunderland** (6g, 2a), **McCabe Millon** (4g, 5a) and **Ryan Colsey** (4g, 1a) combined for 14 goals as the Cavaliers (1-0) pulled away in the second half of their season opener, defeating Colgate (0-2) 19-14 on Sunday afternoon (Feb. 8). The contest was the first-ever lacrosse game held at the George Welsh Indoor Football Practice Facility, which does not accommodate spectators.

The trio of Colsey, Sunderland and McCabe Millon also made up the Cavaliers' starting attack in 2025. Sunderland's six goals matched his career high, which he also achieved in last year's season-opening win over Colgate. McCabe Millon's five assists and nine points are also career highs. McCabe's younger brother, freshman **Brendan Millon**, dished out five assists in his collegiate debut as a starting offensive midfielder. Fittingly, the first assist of his career came on a feed to his older brother in the first quarter, a goal that gave Virginia the lead.

After trailing 13-5 on faceoffs in the first half, UVA was able to out-manuever the Raiders in the second half, 10-7. **Griff Meyer** (10-23 FO) and **Henry Metz** (5-9 FO) spearheaded the second-half effort for the Cavaliers.

UVA's starting goalie **Jake Marek** (1-0), a transfer from Air Force, earned the win in net after stopping nine Raider shots and only allowed two goals in the fourth quarter. Colgate starting goaltender Andrew Lehman (0-2) made 13 saves in his second start of the season.

NOTES

- The Cavaliers improved to 6-0 in the all-time series with Colgate.
- UVA won its seventh consecutive season opener.
- Lars Tiffany improved to 9-1 in season openers as UVA head coach.
- Tiffany, whose first season in Charlottesville was in 2017, earned his 99th win as UVA head coach.
- UVA finished with 17 assists, the most in a game by any NCAA Division I team (as of Feb. 13).
- Eleven Cavaliers in Ben Boyer, Owen Crann, Ryan Duenkel, Robby Hopper, Luke Jamin, Jake Marek, Michael Meredith, Griff Meyer, Brendan Millon, Aidan Murnane and Lindan Verville made their UVA debuts.
- The contest was the first-ever lacrosse game played inside the George Welsh Indoor Football Practice facility and UVA's first home game away from Klöckner Stadium since the 2021 Army game, which was held at the Lower Turf practice field.
- Excluding the JMA Wireless Dome (Syracuse, N.Y.), it was also UVA's first indoor game since facing Notre Dame at the Loftus Sports Center in 2014.
- Colsey extended his scoring streak to 15 games, dating back to last year's season opener, a span in which he's totaled 33 goals.
- McCabe Millon set career highs in both assists (5) and points (9).
- Sunderland tied his career high of six goals.
- Against his former team, defenseman Murnane made 40th career start in his first game back since suffering a season-ending injury in the Raiders' 2025 opener against Penn State.
- Former UVA standout attackman **Connor Shellenberger** made his coaching debut as an assistant coach. Shellenberger primarily assists with the development of the program's attackmen and offensive midfielders.

	1st	2nd	3rd	4th	Final
Colgate	3	5	4	2	14
#14 Virginia	5	4	6	4	19

COLGATE SCORING

GOALS: Hunter Drouin 2; Freddy Fowler 3; Andrew Kiefer 2; Casey Quinson 4; Ryan Favaro 2; Andy Croddick 1.

ASSISTS: Hunter Drouin 1; Freddy Fowler 2; Ryan Favaro 1; Fischer Burke 1.

VIRGINIA SCORING

GOALS: Charles Balsamo 1; Truitt Sunderland 6; McCabe Millon 4; Chase Band 1; Ryan Colsey 4; Hudson Hausmann 1; Johnny Hackett 1; Henry Metz 1.

ASSISTS: Truitt Sunderland 2; Ryan Duenkel 2; Brendan Millon 5; McCabe Millon 5; Chase Band 1; Ryan Colsey 1; Jake Marek 1.

Team Statistics Comparison

COL	Category	UVA
43	Shots	55
44	Ground Balls	33
20	Faceoffs	15
16-21	Clears	23-27
5-7	Extra-Man Opps	2-6
13	Saves	10
26	Turnovers	15



Numerical Roster

No.	Name	Pos.	Yr.	Ht.	Wt.	Hometown	High School / Previous School
00	Charles Balsamo	M	Sr.	5-8	180	Manhasset, N.Y.	Chaminade / Duke
3	Truitt Sunderland ©	A	Sr.	5-11	160	Baltimore, Md.	Calvert Hall College
4	Ryan Duenkel	A/M	So.	5-8	180	Great Falls, Va.	St John's College
5	Joey Terenzi ©	M	Sr.	5-10	180	Manhasset, N.Y.	Manhasset
6	Will Inderlied	M	Gr.	6-2	190	Virginia Beach, Va.	Norfolk Academy
7	Brendan Millon	A	Fr.	6-1	180	Reisterstown, Md.	McDonogh School
8	Robby Hopper	D	Fr.	6-5	195	Severna Park, Md.	Archbishop Spalding
9	McCabe Millon	A	Jr.	5-10	180	Reisterstown, Md.	McDonogh School
10	Wills Burt	M	Jr.	6-0	185	Newton Square, Pa.	The Haverford School
11	Caulley Deringer	A/M	Jr.	5-8	170	Alexandria, Va.	Episcopal
12	Chase Band	A/M	Jr.	6-2	180	Potomac, Md.	The Bullis School
13	Ryan Colsey	A	Sr.	6-3	200	Ridgefield, Conn.	Ridgefield
14	Andrew Greenspan	FO	Jr.	5-11	175	Scarsdale, N.Y.	Brunswick School / Notre Dame
15	Hudson Hausmann	M	So.	6-1	190	Greenwich, Conn.	Brunswick School
16	Owen Crann	M	Fr.	5-11	180	Westford, Mass.	Middlesex School
17	Mack Till	M	Sr.	6-0	190	Englewood, Colo.	Trinity-Pawling School
18	Christian Grosso	FO	So.	5-8	160	Wellesley, Mass.	Noble & Greenough School
19	Tim Myers	M	Sr.	6-0	185	Charlottesville, Va.	St. Anne's-Belfield School
20	Will Erdmann	M	Jr.	6-0	180	Norwalk, Conn.	Brunswick School
21	Wes Martin	M	Fr.	6-1	195	Charlottesville, Va.	St. Anne's Belfield School
22	Eli Petty	D	Jr.	6-5	225	Richmond, Va.	Collegiate School
23	Johnny Hackett	A/M	Sr.	6-0	165	Winnetka, Ill.	New Trier / Bryant
24	Sean Browne	A/M	So.	6-5	210	Dallas, Texas	Episcopal School of Dallas
25	Henry Metz	M	Jr.	6-0	175	Bloomfield Hills, Mich.	Salisbury School
27	Jake Marek	G	Gr.	5-10	170	Plantation, Fla.	American Heritage School / Air Force
30	Griff Meyer	M	Fr.	5-7	185	Lawton Merion, Pa.	The Haverford School
31	Colin Hook	G	Jr.	5-10	175	Lutherville, Md.	St. Paul's School
32	Brayden Lahey	A	Fr.	5-10	175	Granger, Ind.	Trinity-Pawling School
33	Ben Boyer	D	Fr.	6-2	190	Dallas, Texas	Highland Park
34	Charlie Halpert	D	Fr.	6-2	185	Haverford, Pa.	The Haverford School
35	Burke McFarlane	A	Gr.	5-10	165	Ashburn, Va.	St. Paul VI Catholic / Tampa
36	Michael Meredith	D	So.	6-2	205	Towson, Md.	Boys' Latin / Jacksonville
37	Patrick Biese	G	Fr.	6-5	215	Chapel Hill, N.C.	Culver Academy
38	Kyle Morris	G	Sr.	5-11	195	Baltimore, Md.	Gilman School
42	Luke Jamin	D	So.	6-3	210	Rumson, N.J.	Rumson-Fair Haven Regional
44	Tommy Snyder	D	So.	6-5	205	Bay Shore, N.Y.	St. Anthony's
45	JP Lagunowich	M	So.	6-1	195	Chatham, N.J.	Chatham
48	Reese Stepanian	D	So.	6-3	200	Houston, Texas	St. John's School
49	John Schroter ©	D	Sr.	6-5	225	Leesburg, Va.	Riverside
50	Lindan Verville	M	Fr.	5-11	200	Needham, Mass.	Belmont Hill School
77	Troy Capstraw	G	So.	6-5	230	Daphne, Ala.	Daphne
81	Aidan Murnane	D	Gr.	6-1	195	Briarcliff Manor, N.Y.	Briarcliff / Colgate
88	Luke Hublitz	D	So.	6-2	200	Riverside, Conn.	Brunswick School
91	Cole Webber	D	Jr.	6-2	190	Garden City, N.Y.	Garden City

© – captain

Head Coach: Lars Tiffany (Brown '90), 10th season at UVA
Associate Head Coach: Kevin Cassese (Duke '03), 3rd season at UVA
Assistant Coach: Logan Greco (Virginia '19), 4th season at UVA
Assistant Coach: Connor Shellenberger (Virginia '24), 1st season at UVA
Operations Assistant: Brian Wilberger (Radford '95), 8th season at UVA
Athletic Trainer: Rebecca Vozzo (James Madison '02), 17th season at UVA

Alphabetical

No.	Name	Pos
00	Charles Balsamo	M
12	Chase Band	A/M
37	Patrick Biese	G
33	Ben Boyer	D
24	Sean Browne	A/M
10	Wills Burt	M
77	Troy Capstraw	G
13	Ryan Colsey	A
16	Owen Crann	M
11	Caulley Deringer	A/M
4	Ryan Duenkel	A/M
20	Will Erdmann	M
14	Andrew Greenspan	FO
18	Christian Grosso	M
23	Johnny Hackett	A/M
34	Charlie Halpert	D
15	Hudson Hausmann	M
31	Colin Hook	G
8	Robby Hopper	D
88	Luke Hublitz	D
6	Will Inderlied	M
42	Luke Jamin	D
45	JP Lagunowich	M
32	Brayden Lahey	A
27	Jake Marek	G
21	Wes Martin	M
35	Burke McFarlane	A
36	Michael Meredith	D
25	Henry Metz	M
30	Griff Meyer	M
7	Brendan Millon	A
9	McCabe Millon	A
38	Kyle Morris	G
81	Aidan Murnane	D
19	Tim Myers	M
22	Eli Petty	D
49	John Schroter ©	D
44	Tommy Snyder	D
48	Reese Stepanian	D
3	Truitt Sunderland ©	A
5	Joey Terenzi ©	M
17	Mack Till	M
50	Lindan Verville	M
91	Cole Webber	D

© – captain

PRONUNCIATION GUIDE

PLAYERS

6	Will Inderlied, M.....	En-duhr-leed
18	Christian Grosso, FO.....	Grah-soh
27	Jake Marek, G.....	Mare-ick
32	Brayden Lahey, A.....	Lay-hee
33	Ben Boyer, D.....	Boy-uhr
37	Patrick Biese, G.....	Byce
50	Lindan Verville, M.....	Vuhr-ville
42	Luke Jamin, D.....	Jay-mihn
88	Luke Hublitz, D.....	Hue-blitz

COACHES & STAFF

Kevin Cassese.....	Kuh-cese
Rebecca Vozzo, ATC.....	Voh-zoh

