

TABLE OF CONTENTS

Rosters	2-3
Head Coach Brian O'Connor	4-7
Associate Head Coach Kevin McMullan	8-9
Assistant Coach Drew Dickinson	10
Assistant Coach Matt Kirby/Mike Garza	11
Support Staff	12
Player Profiles	13-26
Abbott/Austin/Baldino	13
Bales/Ballestero/Berry/Burrow	14
Coppedge/Cotier/J. Gelof/Z. Gelof	15
Greene/Hamrock	16
Hincks/Hlinka/Hodorovich	17
Kent/Kosanovich	18
Lebreux/Mabe/McGarry	19
Messinger/Michaels	20
Neeck/Newell/Ortiz	21
Price/Ritchey/Rivoli	22
Savino/Schauer/Schoch	23
Sullivan/Tappen/Teel	24
Vasil/Whitten	25
Wyatt	26
2020 Season Review/Statistics	27-30
Davenport Field at Disharoon Park	31-32
Virginia Baseball History	33-34
2015 National Champions	35-36
2009 College World Series	37
2011 College World Series	38
2014 College World Series	39
NCAA Tournament History/Records	40-41
ACC Tournament History	42-43
Year-by-Year Records/UVA Coaching History	44
UVA in the Major League Baseball Draft	45
Former Cavaliers in Professional Baseball	46-47
Virginia Baseball Hall of Fame	48-53
Single-Game Records	54
Batting Records	55
Pitching Records	56
Annual Leaders	57-58
Single-Season Team Records	59
National Awards and Honors	60
Postseason Awards and Honors	61
ACC Awards and Honors	62-63
Series Records	64
Year-by-Year Results	65-78
Game-by-Game vs ACC, 2021 Opponents	79-84
All-Time Letterwinners	85-87
University Administration/Senior Staff	88-89
Covering the Cavaliers	90

SOCIAL MEDIA



@UVABaseball

FACT BOOK CREDITS

The 2021 Virginia Baseball Fact Book was written and edited by Scott Fitzgerald. Interior layout by Scott Fitzgerald.

Photos by John Atkins, Jim Capony, Cincinnati Reds, Cleveland Indians, Daily Progress, Detroit Tigers, Jim Carpenter, Jim Daves, Jim Davidson, Pete Emerson, Tony Farlow, Los Angeles Dodgers, Mike Gentry, Kelsey Grant, Houston Astros, Dennis Hubbard, Pete LaFleur, Minorwhite Studios, Ryan Morris, Bruce Newman, Matt Riley, Christian Petersen, Emma Sharon, Andrew Shurtleff, Paul Simpson, Kenji Takabayashi, Rodger M. Wood, Washington Nationals.

BASEBALL INFORMATION

Head Coach Brian O'Connor (Creighton, '93)
 Career/UVA Record 714-292-2 (.709)
 (18th season)
 NCAA Appearances 14 (2004-17)
 Associate Head Coach Kevin McMullan
 Assistant Coaches Drew Dickinson, Matt Kirby
 Asst. AD for Baseball Admin Justin Armistead
 Baseball Administration Joe Bialkoski
 Cord. of Video & Scouting Michael Garza
 2020 Record 14-4 overall, 2-1 ACC
 (T-2nd Coastal)
 2020 ACC Tournament n/a
 2020 Postseason n/a
 2020 Final Rankings 16 (PG); 17 (BA);
 23 - (CBN); 25 (D1B); RV - (Coaches/NCBWA)
 Letterwinners Returning/Lost 27/10
 Position Players Returning/Lost 13/3
 Starting Position Players Returning/Lost 9/0
 Pitchers Returning/Lost 14/7
 Newcomers 11 (all freshmen)
 Home Facility
 Davenport Field at Disharoon Park
 Capacity/Surface 5,359/Natural Grass
 Dimensions 332-370-404-370-332

PROGRAM HISTORY

NCAA Tournament Appearances 17
 (1972, '85, '96, 2004-17)
 NCAA Championships 1 (2015)
 College World Series Appearances 4
 (2009, '11, '14, '15)
 College World Series Finals Appearances 2
 (2014, '15)
 NCAA Regional Championships 6
 (2009, '10, '11, '13, '14, '15)
 Last NCAA Regional Appearance
 Fort Worth Regional (2017)
 Last NCAA Super Regional Appearance
 Charlottesville Super Regional (2015)
 ACC Championships 4 (1972, '96, '09, '11)
 ACC Coastal Division Championships 2
 (2010, '11)

UNIVERSITY INFORMATION

Location Charlottesville, Va.
 Founded by Thomas Jefferson, 1819
 Enrollment 25,647 (17,011 undergraduate)
 President Jim Ryan
 Nicknames Cavaliers, Wahos, 'Hoos
 Colors Orange and Blue
 Conference Atlantic Coast
 Athletics Director Carla Williams
 Senior Associate AD/Baseball Admin Ted White
 Athletics Website VirginiaSports.com

MEDIA RELATIONS

Assistant AD, Media Relations Jim Daves
 Main Office Phone (434) 982-5500
 Baseball Contact Scott Fitzgerald
 Office Phone (434) 924-9878
 Mobile Phone (908) 246-6818
 E-Mail s.fitzgerald@virginia.edu

2021 SCHEDULE

DATE	OPPONENT	TIME
Fri. 2/19	UCONN	3 p.m.
Sat. 2/20	UCONN	1 p.m.
Sun. 2/21	UCONN	1 p.m.
Tue. 2/23	VMI	3 p.m.
Fri. 2/26	at North Carolina*	3 p.m.
Sat. 2/27	at North Carolina*	2 p.m.
Sun. 2/28	at North Carolina*	1 p.m.
Tue. 3/2	GEORGE WASHINGTON	3 p.m.
Fri. 3/5	at Florida State*	6 p.m.
Sat. 3/6	at Florida State*	2 p.m.
Sun. 3/7	at Florida State*	1 p.m.
Tue. 3/9	RICHMOND	3 p.m.
Fri. 3/12	NOTRE DAME*	3 p.m.
Sat. 3/13	NOTRE DAME*	1 p.m.
Sun. 3/14	NOTRE DAME*	1 p.m.
Wed. 3/17	TOWSON	4 p.m.
Fri. 3/19	PITT*	4 p.m.
Sat. 3/20	PITT*	1 p.m.
Sun. 3/21	PITT*	1 p.m.
Tue. 3/23	at Liberty	4 p.m.
Fri. 3/26	MIAMI*	4 p.m.
Sat. 3/27	MIAMI*	1 p.m.
Sun. 3/28	MIAMI*	1 p.m.
Tue. 3/30	at George Washington	2:30 p.m.
Thurs. 4/1	at Georgia Tech*	7 p.m.
Fri. 4/2	at Georgia Tech*	6 p.m.
Sat. 4/3	at Georgia Tech*	1 p.m.
Tue. 4/6	WILLIAM & MARY	4 p.m.
Fri. 4/9	at Clemson*	6 p.m.
Sat. 4/10	at Clemson*	8 p.m.
Sun. 4/11	at Clemson*	1 p.m.
Wed. 4/14	OLD DOMINION	6 p.m.
Fri. 4/16	LOUISVILLE*	6 p.m.
Sat. 4/17	LOUISVILLE*	4 p.m.
Sun. 4/18	LOUISVILLE*	1 p.m.
Tue. 4/20	at VCU ¹	6 p.m.
Fri. 4/23	DUKE*	6 p.m.
Sat. 4/24	DUKE*	4 p.m.
Sun. 4/25	DUKE*	1 p.m.
Tue. 4/27	LIBERTY	6 p.m.
Fri. 4/30	at Virginia Tech*	6 p.m.
Sat. 5/1	at Virginia Tech*	3 p.m.
Sun. 5/2	at Virginia Tech*	1 p.m.
Tue. 5/4	VCU	6 p.m.
Fri. 5/14	WAKE FOREST*	6 p.m.
Sat. 5/15	WAKE FOREST*	4 p.m.
Sun. 5/16	WAKE FOREST*	1 p.m.
Thurs. 5/20	at Boston College*	7 p.m.
Fri. 5/21	at Boston College*	5:30 p.m.
Sat. 5/22	at Boston College*	1 p.m.
Tues-Sun. 5/25-5/30	ACC Tournament ² (ACC Network)	
Fri-Sun. 6/4-6	NCAA Regionals ³ (ESPN Networks)	
Fri-Sun. 6/11-13	NCAA Super Regionals ³ (ESPN Networks)	
Fri-Wed. 6/18-30	College World Series ⁴ (ESPN/ESPN2)	

*Indicates ACC Contest | Home Games in BOLD

¹ Played at The Diamond (Richmond) | ² Site TBA

³ Sites TBD | ⁴ TD Ameritrade Park, Omaha, Neb.

Most games can be heard on VirginiaSports.com, with select games airing on WINA 1070-AM/98.9-FM; game times/dates and TV designations are subject to change

2021 VIRGINIA BASEBALL ROSTER

No.	Name	Pos.	B/T	Ht.	Wt.	Cl.	Hometown/Previous School
2	Max Cotier	INF	L/R	5-11	170	So.	New Milford, Conn./Canterbury School
3	Kyle Teel	C/INF	L/R	6-1	190	Fr.	Mahwah, N.J./Mahwah
4	Nic Kent	INF	R/R	6-2	185	Jr.	Charlottesville, Va./St. Anne's-Belfield
5	Drew Hamrock	INF/OF	R/R	5-11	175	Jr.	Roswell, Ga./Milton
6	Christian Hlinka	OF	L/R	6-3	215	Sr.	Frenchtown, N.J./Delaware Valley
7	Devin Ortiz	INF/RHP	R/R	6-2	207	Sr.	Nutley, N.J./St. Joseph Regional
8	Brendan Rivoli	OF/C	L/R	6-1	190	Sr.	Douglassville, Pa./Daniel Boone
9	Chris Newell	OF	L/L	6-3	200	So.	Newtown Square, Pa./Malvern Prep
10	Tate Ballestero	1B	S/R	6-3	200	So.	Morristown, N.J./Morristown
11	Addie Burrow	OF	L/R	6-1	185	Fr.	Spotsylvania, Va./Courtland
12	Logan Michaels	C	R/R	5-11	190	Gr.	DeForest, Wis./DeForest/Madison College
13	Alex Tappen	1B/OF	R/R	6-2	210	Sr.	Lower Gwynedd, Pa. /Wissahickon
14	Brandon Neeck	LHP	R/L	6-1	190	Jr.	Chappaqua, N.Y./Horace Greeley
15	Matt Wyatt	RHP	R/R	6-4	210	So.	Towson, Md./Loyola-Blakefield
16	Andrew Abbott	LHP	L/L	6-0	180	Sr.	Republican Grove, Va./Halifax County
17	Jacob Hodorovich	RHP	R/R	6-0	205	So.	Scott Township, Pa./Lakeland
18	Zack Gelof	INF	R/R	6-3	205	Jr.	Rehoboth Beach, Del./Cape Henlopen
19	Alex Greene	OF/RHP	R/R	6-1	190	Fr.	Edgewater, Md./DeMatha Catholic
20	Marc Lebreux	OF	L/R	6-1	180	Sr.	Montreal, Quebec/St. Gabriel/Seminole State College
21	David Coppedge	INF	R/R	6-1	185	Fr.	Chesterfield, Va./Clover Hill
22	Jake Gelof	INF/OF	R/R	6-1	195	Fr.	Rehoboth Beach, Del./IMG Academy
23	Connor Hincks	INF	L/R	6-2	180	Fr.	Western Springs, Ill./Benet Academy
25	Griff McGarry	RHP	R/R	6-2	190	Sr.	Portola Valley, Calif./Menlo
27	Avery Mabe	RHP	R/R	6-4	215	Fr.	Wytheville, Va./George Wythe
28	Rece Ritchey	LHP	L/L	6-4	175	Fr.	Huntingdon, Pa./Huntingdon Area
29	Zach Messinger	RHP	R/R	6-6	210	Jr.	Chandler, Ind./Castle
30	Nate Savino	LHP	L/L	6-3	195	So.	Sterling, Va./Potomac Falls
31	Jimmy Sullivan	OF	L/L	6-5	215	Jr.	Wethersfield, Conn./Wethersfield
32	Jake Berry	LHP	R/L	6-10	235	Fr.	Great Falls, Va./Bishop O'Connell
33	Paul Kosanovich	RHP	R/R	6-4	245	Gr.	San Gabriel, Calif./Temple City/New Mexico Highlands/East LA College
34	Channing Austin	RHP	R/R	6-3	205	Fr.	Brooklyn, N.Y./Poly Prep Country Day
35	Blake Bales	RHP	R/R	6-5	235	Sr.	Schoolcraft, Mich./Schoolcraft/Kellogg CC
37	Stephen Schoch	RHP	R/R	6-5	235	Gr.	Laurel, Md./Our Lady of Good Counsel/Appalachian St./UMBC
38	Kyle Whitten	RHP	R/R	6-3	190	Sr.	Manassas, Va./Osborn Park
40	Billy Price	LHP	L/L	6-6	215	Jr.	Morristown, N.J./Delbarton
43	Jacob Baldino	LHP	L/L	6-4	185	So.	Marietta, Ga./George Walton
45	Luke Schauer	LHP	L/L	6-2	210	Fr.	Washington, D.C./St. John's College
48	Mike Vasil	RHP	L/R	6-5	225	Jr.	Wellesley, Mass./Boston College

Head Coach:

Associate Head Coach:

Assistant Coaches:

Asst. AD for Baseball Administration:

Baseball Operations Assistant:

Coordinator of Video & Scouting:

Athletic Trainer:

Strength & Conditioning:

Managers:

berg

26 Brian O'Connor (Creighton '93), 18th season

44 Kevin McMullan (Indiana-Pa. '90), 18th season

41 Drew Dickinson (Illinois '09), second season

1 Matt Kirby (William & Mary '03), 10th season

Justin Armistead (Virginia '08), sixth season

Joe Bialkoski (North Florida '17), fourth season

Michael Garza (Georgetown '12), third season

Brian McGuire (Slippery Rock '93), 18th season

Ed Nordenschild (UT-Arlington '93)

Reese McQuaid, Nate Nowlin, Matt Pezolt, Bryce Rosen-

ALPHABETICAL

NO.	NAME	POS.
16	Abbott, Andrew	LHP
34	Austin, Channing	RHP
43	Baldino, Jacob	RHP
35	Bales, Blake	RHP
10	Ballestero, Tate	1B
32	Berry, Jake	LHP
11	Burrow, Addie	OF
21	Coppedge, David	INF
2	Cotier, Max	INF
22	Gelof, Jake	INF/OF
18	Gelof, Zack	INF
19	Greene, Alex	RHP
5	Hamrock, Drew	INF/OF
23	Hincks, Connor	INF
6	Hlinka, Christian	OF
17	Hodorovich, Jake	RHP
4	Kent, Nic	INF
33	Kosanovich, Paul	RHP
20	Lebreux, Marc	OF
27	Mabe, Avery	RHP
25	McGarry, Griff	RHP
29	Messinger, Zach	RHP
12	Michaels, Logan	C
14	Neeck, Brandon	LHP
9	Newell, Chris	OF
7	Ortiz, Devin	INF/RHP
40	Price, Billy	LHP
28	Ritchey, Rece	LHP
8	Rivoli, Brendan	OF/C
30	Savino, Nate	LHP
45	Schauer, Luke	LHP
37	Schoch, Stephen	RHP
31	Sullivan, Jimmy	OF
13	Tappen, Alex	1B/OF
3	Teel, Kyle	C/INF
48	Vasil, Mike	RHP
38	Whitten, Kyle	RHP
15	Wyatt, Matt	RHP

PRONUNCIATIONS

Ballestero	Bal – es- TARE-oh
Baldino	Ball-Deeno
Cotier	Codee-Ay
Gelof	GEL-off (Hard G)
Hlinka	Ha-Linka
Hodorovich	hut-ah-ROW-vitch
Kosanovich	Coh-SAN-oh-vitch
Lebreux	La-Brew
Messinger	MESS-Singer
Neeck	NEEK (rhymes w/ seek)
Schauer	Show-er
Schoch	Shock
Slight	Slight
Vasil	Vaa-sill

**BREAKDOWN BY STATE/
PROVINCE/COUNTRY**

California	2
Connecticut	2
Delaware	2
District of Columbia	1
Georgia	2
Illinois	1
Indiana	1
Massachusetts	1
Michigan	1
Maryland	3
New York	2
New Jersey	5
Pennsylvania	5
Quebec, Canada	1
Virginia	8
Wisconsin	1

BREAKDOWN BY CLASS

True Freshman	11
Sophomore	7
Junior	8
Senior	9
Graduate	3


TV/RADIO ROSTER



2 MAX COTIER
INF · L/R · 5-11 · 170 · So.
New Milford, Conn.
Canterbury



3 KYLE TEEL
C/INF · L/R · 6-1 · 190 · Fr.
Mahwah, N.J.
Mahwah



4 NIC KENT
INF · R/R · 6-2 · 185 · Jr.
Charlottesville, Va.
St. Anne's-Belfield



5 DREW HAMROCK
INF/OF · R/R · 5-11 · 175 · Jr.
Roswell, Ga.
Milton



6 CHRISTIAN HLINKA
OF · L/R · 6-3 · 215 · Sr.
Frenchtown, N.J.
Delaware Valley



7 DEVIN ORTIZ
INF · P/R/R · 6-2 · 207 · Sr.
Nutley, N.J.
St. Joseph Regional



8 BRENDAN RIVOLI
C · L/R · 6-1 · 190 · Sr.
Douglassville, Pa.
Daniel Boone



9 CHRIS NEWELL
OF · L/L · 6-3 · 200 · So.
Newtown Square, Pa.
Malvern Prep



10 TATE BALLESTERO
1B · S/R · 6-3 · 200 · So.
Morristown, N.J.
Morristown




11 ADDIE BURROW
OF · L/R · 6-1 · 185 · Fr.
Spotsylvania, Va.
Courtland




12 LOGAN MICHAELS
C · R/R · 5-11 · 190 · Gr.
DeForest, Wis.
DeForest/Madison Coll.



13 ALEX TAPPEN
OF · R/R · 6-2 · 210 · Sr.
Lower Gwynedd, Pa.
Wissahickon



14 BRANDON NEECK
LHP · R/L · 6-1 · 190 · Jr.
Chappaqua, N.Y.
Horace Greeley




15 MATT WYATT
RHP · P/R/R · 6-4 · 210 · So
Towson, Md.
Loyola-Blakefield




16 ANDREW ABBOTT
LHP · L/L · 6-0 · 180 · Sr.
Republican Grove, Va.
Halifax County




17 JACOB HODOROVICH
RHP · R/R · 6-4 · 205 · So.
Scott Twp. Pa.
Lakeland



18 ZACK GELOF
INF · R/R · 6-3 · 205 · Jr.
Rehoboth Beach, Del.
Cape Henlopen



19 ALEX GREENE
OF · P/R/R · 6-1 · 190 · Fr.
Edgewater, Md.
DeMatha Catholic



20 MARC LEBREUX
OF · L/R · 6-1 · 180 · Sr.
Montreal, Quebec, Canada
Seminole State College



21 DAVID COPPEDGE
INF · R/R · 6-1 · 185 · Fr.
Chesterfield, Va.
Clover Hill



22 JAKE GELOF
INF/OF · R/R · 6-3 · 205 · Fr.
Rehoboth Beach, Del.
IMG Academy



23 CONNOR HINCKS
INF · L/R · 6-2 · 180 · Fr.
Western Springs, Ill.
Benet Academy



25 GRIFF MCGARRY
RHP · R/R · 6-2 · 190 · Sr.
Portola Valley, Calif.
Menlo School




27 AVERY MABE
RHP · R/R · 6-4 · 205 · Fr.
Wytheville, Va.
George Wythe



28 RECE RITCHEY
LHP · L/L · 6-4 · 175 · Fr.
Huntingdon, Pa.
Huntingdon Area




29 ZACH MESSINGER
RHP · R/R · 6-6 · 225 · Jr.
Chandler, Ind.
Castle



30 NATE SAVINO
LHP · L/L · 6-3 · 195 · So.
Sterling, Va.
Potomac Falls




31 JIMMY SULLIVAN
OF · L/L · 6-5 · 215 · Jr.
Wethersfield, Conn.
Wethersfield




32 JAKE BERRY
LHP · R/L · 6-10 · 235 · Fr.
Great Falls, Va.
Bishop O'Connell



33 PAUL KOSANOVICH
RHP · R/R · 6-4 · 245 · Gr.
Temple City, Calif.
East LA College




34 CHANNING AUSTIN
RHP · R/R · 6-3 · 205 · Fr.
Brooklyn, N.Y.
Poly Prep Country Day



35 BLAKE BALES
RHP · R/R · 6-5 · 235 · Sr.
Schoolcraft, Mich.
Kellogg, CC




37 STEPHEN SCHOCH
RHP · R/R · 6-5 · 235 · Gr.
Laurel, Md.
UMBC



38 KYLE WHITTEN
RHP · R/R · 6-3 · 190 · Sr.
Manassas, Va.
Osborn Park




40 BILLY PRICE
LHP · L/L · 6-6 · 215 · Jr.
Morristown, N.J.
Delbarton




43 JACOB BALDINO
LHP · L/L · 6-4 · 185 · So.
Marietta, Ga.
George Walton



45 LUKE SCHAUER
LHP · L/L · 6-2 · 210 · Fr.
Washington, D.C.
St. John's College HS



48 MIKE VASIL
RHP · L/R · 6-5 · 225 · Jr.
Wellesley, Mass.
Boston College HS



BRIAN O'CONNOR
Head Coach
18th Season



KEVIN McMULLAN
Associate Head Coach
18th Season




DREW DICKINSON
Assistant Coach
Second Season



MATT KIRBY
Assistant Coach
10th Season



MICHAEL GARZA
Coordinator of
Video & Scouting
Third Season



JUSTIN ARMISTEAD
Asst. AD Baseball Admin.
Sixth Season



JOSEPH BIALKOSKI
Baseball Operations
Assistant
Fourth Season



BRIAN MCGUIRE
Athletic Trainer
18th Season



ED NORDENSCHILD
Strength & Conditioning
15th Season



BRIAN O'CONNOR

HEAD COACH | 18th SEASON

 @UVACoachOConnor

After leading the Virginia baseball program to its first NCAA National Championship in 2015, five-time ACC Coach of the Year and three-time national coach of the year Brian O'Connor has built his program into a college baseball powerhouse and turned Virginia Baseball into a national brand. For his efforts, Virginia was named the ACC Program of the Decade and O'Connor was honored as the ACC Coach of the Decade by D1Baseball.com

Now in his 18th season as head coach of the Cavaliers, O'Connor has put forth staggering numbers during his tenure:

- 2015 National Champions (first in program history & first ACC program since 1955)
- Four College World Series appearances and two CWS Finals berths
- 14 straight NCAA tournament appearances (2004-2017)
- Seven NCAA regional championships
- Two ACC championships
- Four 50-win seasons
- 714 wins, including 498 wins since 2009 (sixth most in the nation)

O'Connor enters the 2021 season with a career record of 714-292-2 and a 290-180-1 record in ACC play. He is one of nine coaches in the history of the ACC to accumulate 700 wins and his .709 winning percentage is the second-highest among active NCAA coaches.

O'Connor guided Virginia to 14-consecutive NCAA tournament appearances from 2004-2017. Virginia is one of 16 programs ever to advance to an NCAA Regional 14-straight years. This success has led to record crowds, excitement and national exposure for Virginia Baseball, highlighted by the Cavaliers' national championship in 2015.

A three-time National Coach of the Year, O'Connor is the second-fastest ACC coach to reach 500 career wins. He ranks ninth in ACC history in career wins, eighth in career ACC victories, sixth with 48 career NCAA tournament wins and tenth with 27 ACC tournament wins.

His UVA teams have racked up 11 40-win seasons and played host to nine NCAA regionals and five NCAA super regionals. Since 2009, UVA owns 42 NCAA tournament wins — fourth most in the nation.

Cavalier fans have flocked to UVA's Disharoon Park in increasing, record numbers during the O'Connor tenure, prompting several stadium expansions to push the stadium seating capacity over 5,300 in order to meet the rapidly intensifying demand.

Virginia has ranked among the top 20 nationally in attendance in 10 of the last 11 seasons, including a program-best 142,496 fans in 2014 as UVA finished 11th in attendance. Since 2009, over one million fans have come out to Disharoon Park, including more than 100,000 in ten of the last 12 years.

UVA has ranked among the top 40 in the nation in total home attendance and average home attendance in all 17 years of O'Connor's tenure. To keep the facility among the elite in college baseball, Disharoon Park completed its \$18.76 million expansion that included a foul pole to foul pole concourse, a field level club, a new hitting facility, a pitching lab, updated video breakdown facilities and baseball headquarters with coaches offices and meeting rooms.

O'Connor was named the National Coach of the Year in 2015 by the ABCA, Baseball America, Collegiate Baseball, D1Baseball and Perfect Game, marking the third year he has earned such an honor. He was tabbed the 2009 NCBWA and CollegeBaseballInsider.com National Coach of the Year and also was named the 2006 College Baseball Foundation Coach of the Year. He is a five-time recipient of ABCA Atlantic Region Coach of the Year laurels (2004, 2009, 2011, 2014, 2015) and five-time ACC Coach of the Year honoree (2004, 2010, 2011, 2013, 2014). O'Connor was inducted into the Iowa High School Baseball Coaches Association's Hall of Fame in 2017.

Eighty-four of O'Connor's Virginia players have been selected in the Major League Baseball First-Year Player Draft including 14 in the first round. Left-handed pitcher Danny Hultzen was taken second overall in the 2011 MLB Draft by the Seattle Mariners, marking UVA's highest draft pick ever. Three Cavaliers were selected in the first round in 2014, the most of any program in the country. UVA was the only program in the nation to have at least one player chosen in the first round of the MLB Draft from 2014-18, including Pavin Smith and Adam Haseley, who were chosen back-to-back in the top 10 in 2017, marking the first position players from the same college to go in the top 10 since 1988.

24 former Cavaliers have reached the major leagues after playing for O'Connor, highlighted by Washington Nationals' all-star and Gold Glove third baseman Ryan Zimmerman. A program-record 14 former Cavaliers played in Major League Baseball in 2020 and four Cavaliers made their MLB debuts in 2020, tied for the most of any college baseball program.

Mark Reynolds (Arizona), Joe Koshansky (Colorado), Brandon Guyer (Tampa Bay), Michael Schwimer (Toronto), Mike Ballard (Baltimore), Sean Doolittle (Oakland), David Adams (New York Yankees), Phil Gosselin (Atlanta), Kyle Crockett (Cleveland), Chris Taylor (Seattle), Jarrett Parker (San Francisco), Tyler Wilson (Baltimore), John Hicks (Seattle), Derek Fisher (Houston), Danny Hultzen (Chicago Cubs), Branden Kline (Baltimore), Josh Sborz (Los Angeles Dodgers), Matt Thaiss (Los Angeles Angels), Adam Haseley (Philadelphia), Joe McCarthy (San Francisco) Brandon Waddell (Pirates), Pavin Smith (Diamondbacks) and Tommy Doyle (Rockies) also have made it to baseball's highest level after playing under O'Connor while at UVA.

In 2005 Zimmerman went on to make one of the quickest jumps ever to the major leagues — two months — and in 2009 became the first former Cavalier to play in the MLB All-Star Game. In 2014 Crockett became the first player from the 2013 MLB Draft to reach the big leagues. Doolittle, a two-time MLB All-Star, became the first former Cavalier pitcher to appear in the All-Star Game in 2014.

O'Connor is one of seven active coaches in college baseball to win a College World Series Title

Doolittle and Zimmerman teamed up on the Washington Nationals in 2019 to bring home the franchise's first World Series title. Taylor won his first World Series with the Dodgers in 2020. A Cavalier has played in the Fall Classic in each of the last five seasons, something that can't be said about any other college baseball program in the country.

Seventy-two Virginia players have nabbed All-ACC honors under O'Connor, including 49 over the last 10 seasons (second most in ACC). Joe Koshansky (2004) and Sean Doolittle (2006) each were named ACC Player of the Year. Danny Hultzen earned ACC Pitcher of the Year honors in 2010 and 2011, while Nathan Kirby claimed the distinction in 2014. In 2009 Hultzen was tabbed ACC Freshman of the Year, and Joe McCarthy earned the award in 2013.

During O'Connor's tenure, Virginia players have garnered 29 All-America honors, including Hultzen, who was a three-time First-Team All-American, and Doolittle, Papi, Matt Thaiss and Haseley, each of whom was a two-time All-American. In addition, 19 Cavaliers have claimed Freshman All-America distinctions.

Zimmerman, Doolittle, Thompson, Branden Kline, Thaiss, Jake McCarthy and Andrew Abbott each played on USA Baseball collegiate national teams. Zimmerman led the U.S. to the gold medal at the World University Games in 2004, and Doolittle helped the Americans to a gold medal in 2006. Thompson notched a silver medal with Team USA at the 2007 Pan American Games. Kline was a member of the 2011 Collegiate National Team. Thaiss competed on the 2015 team, while McCarthy was on the 2017 squad.

The Cavaliers also have become a fixture in the national polls, highlighted by UVA's first-ever No. 1 ranking in 2010. Virginia was ranked No. 1 by Baseball America for 12 weeks during the 2010 season and for a dozen more weeks in 2011. UVA reached the top of the polls again in 2014, spending 13 weeks at No. 1, and in 2015.

Virginia has succeeded in the classroom as well. In 2011 the UVA baseball program earned a public

recognition award from the NCAA for its multi-year Academic Progress Rate scores. The APR provides a clear picture of the academic culture in each sport. Hultzen was a Capital One First-Team Academic All-American in 2011, while Tyler Wilson was the winner of the esteemed Lowe's Senior CLASS Award for Baseball in 2011.

O'Connor stresses the importance of pitching, defense and fundamentals. UVA teams have thrived in the pitching game, with the Cavaliers posting the fifth lowest ERA in the country since 2005 (3.42). Virginia has ranked in the top 20 nationally nine times (second-highest total in college baseball), including six top-three marks. The 2011 team led the nation with a 2.24 ERA, while the 2014 squad was second nationally at 2.23.

Defensively, the Cavaliers also have shined under O'Connor. UVA owns the best fielding percentage in the ACC since his arrival in 2004 (.973). Nine of his teams have ranked among the nation's top 40 in fielding percentage. The 2014 Cavaliers set the program record for fielding percentage with a .981 mark, which ranked fourth nationally.

USA BASEBALL

During the summer of 2018, O'Connor joined forces with his former boss at Notre Dame and current LSU head coach Paul Mainieri on the staff of the U.S. Collegiate National Team. He served on Mainieri's staff as the pitching coach alongside his former college coach Jim Hendry who was the team's bench coach. Team USA went 12-3 on a three-week international tour that included games against Cuba, Chinese Taipei and Japan. Under O'Connor's direction, the Team USA pitching staff sported a 2.06 ERA and recorded three shutouts.

YEAR-BY-YEAR

A season of promise was cut short by the COVID-19 pandemic that shutdown all of college baseball. The Cavaliers were off to a 14-4 start and were 2-1 in the ACC after a weekend series win over previously unbeaten and No. 7 NC State. The Cavaliers won 13 of their 15 games at Disharoon Park. Virginia's offense was flourishing ranking in the top-10 in scoring (9.0 rpg), runs (162), hits (187), triples (10) and home runs (22). Prior to the shutdown the Cavaliers had been ranked as high as No. 17 in Baseball America's top-25 poll. First year Chris Newell was named the co-National Freshman of the Year by Collegiate Baseball Newspaper while he and classmate Max Cotier claimed freshman All-America honors. After leading the ACC in three offensive categories - total bases, slugging percentage and runs, Zack Gelof was a second team All-America choice by Collegiate Baseball Newspaper. The 2019 season was highlighted by a vintage Cavalier late-season surge. Virginia won 10 of its last 14 regular-season games that included a pair of one-run road losses against then-No. 15 North Carolina. In the midst of that run, O'Connor etched his name in ACC lore, tallying his 700th career win with a 5-3 victory over Virginia Tech in Blacksburg. He is one of nine coaches ever to collect 700 wins while coaching an ACC program. Virginia enjoyed success once again in the MLB Draft with three selections. After posting the league's 7th-best



UVA COACHING HIGHLIGHTS

- Led Virginia to 2015 NCAA Championship
- Ranks 31st in career win percentage (.709) in NCAA Division I history (No. 2 among active coaches)
- 714 wins in 17 years at UVA (average of 42 per season), including NCAA-best 56 wins in 2011
- Holds UVA coaching records for wins, ACC wins (290) and NCAA Tournament wins (48)
- Three-Time National Coach of Year (2006, '09, '15)
- Five-time ACC Coach of the Year (2004, '10, '11, '12, '14)
- Four NCAA College World Series appearances
- 14-straight NCAA Regional appearances from 2004-17, hosting nine as No. 1 seed in Charlottesville
- National seed in NCAA Tournament four times
- Six NCAA Regional and four Super Regional championships
- Two-time ACC Champions (2009, 2011) and ACC regular-season champions (2010, 2011)
- 11 40-win seasons, 4 50-win seasons
- 457-118 home record (.795)
- 9th in ACC history in career wins, eighth in ACC wins and sixth in NCAA tournament wins
- 12 top-three finishes in one of the nation's toughest conferences
- 72 All-ACC selections, including three ACC Pitchers of the Year, two ACC Players of the Year and two ACC Freshmen of the Year
- 29 All-America selections and 19 Freshman All-Americans
- 84 players selected in the MLB Draft and 24 former Cavaliers reached the major leagues

O'CONNOR'S MILESTONE WINS

No.	Date	Opponent	Score
1	Feb. 13, 2004	at N.C. A&T	10-7
100	March 12, 2006	at Georgia Tech	6-3
200	March 30, 2008	Virginia Tech	2-1
300	April 27, 2010	Coastal Carolina	6-3
400	April 26, 2012	at VCU	7-5
500	May 11, 2014	Georgia Tech	4-3
558 [^]	June 24, 2015	vs. Vanderbilt	4-2
595 [*]	May 28, 2016	vs. Louisville	7-2
600	Feb. 21, 2017	VMI	9-7
700	May 17, 2019	Virginia Tech	5-3

[^]National Championship; ^{*}Program Wins Record

batting average, Tanner Morris was selected in the 5th round (147th overall) by the Toronto Blue Jays, continuing a streak of 10-straight seasons with a player selected in the first five rounds in each of the last 10 years. Only four other programs nationally have matched that feat.

A vision of O'Connor, his staff and Virginia administrators took shape at the beginning of the 2018 season with the completion of an \$18.76 million expansion of Disharoon Park at Davenport Field. In the sixth home game of the year, six pitchers combined for an 11-inning no-hitter against William & Mary, the fourth in the O'Connor era. The Cavaliers were once again successful in the MLB Draft with six selections and an ACC-high, five in the first 10 rounds. First rounders Daniel Lynch and Jake McCarthy continued a stretch of five-straight seasons with a first round pick, unmatched by any program in college baseball.

Under O'Connor's direction, Virginia qualified for its 14th consecutive NCAA Tournament and finished with 43 wins, the 11th time his club reached the 40-win mark. 2017 also marked a milestone year for O'Connor, recording his 600th career win, becoming the second fastest in ACC history to reach the 600-win plateau. Six Cavaliers were selected in the 2017 MLB Draft including Pavin Smith and Adam Haseley who went back-to-back, 7th and 8th overall, respectively. The duo became the first set of position players from the same college to be selected in the top 10 of an MLB Draft since 1988.

Virginia reached its 13th straight NCAA tournament in 2016 while hosting its ninth regional in the last 13 seasons. Three Cavaliers earned All-America honors: RHP Connor Jones, catcher Matt Thaiss and two-way standout Adam Haseley. After a slow start to the season, UVA caught fire in the back half of the ACC schedule, including a series win at then-No. 1 ranked Miami. Thaiss was UVA's fifth first-round MLB Draft pick in the last three seasons, while Jones (second round) and shortstop Daniel Pinero (ninth) also were chosen in the draft.

After sustaining success throughout the O'Connor tenure, Virginia reached college baseball's summit in 2015 with the program's first national championship. As a No. 3 regional seed, UVA made a dramatic run to Omaha, capped by winning two of three games against Florida before ousting Vanderbilt in three games in the CWS Finals. The Cavaliers battled through a tumultuous, injury-riddled regular season, but caught fire in the postseason, winning the Lake Elsinore (Calif.) Regional before coming home to defeat Maryland twice to win the Charlottesville Super Regional. Despite numerous setbacks throughout the season, Virginia kept battling, and that never-say-die attitude was never more evident than in the postseason: UVA scored the go-ahead run in the fifth inning or later in each of their 10 postseason wins, including each of their five wins in the CWS.

Virginia had one of the best years in program history in 2014, culminating with the program's first trip to the College World Series Finals. UVA posted a 53-16 record - its fourth 50-win season in a five-year span - and won the Charlottesville Regional and Super Regional en route to its third trip to Omaha in the last six seasons. As the tournament's No. 3 national seed, UVA won four games at the CWS in reaching the CWS championship game. Nathan Kirby earned First-Team All-America honors and was tabbed the Co-ACC Pitcher of the Year; he also was one of a record eight Cavaliers

named to the All-ACC Team.

Pitching and defense propelled the Cavaliers, as UVA recorded the second-lowest ERA in program history (2.23) and the best fielding percentage in the school annals (.981). UVA ranked second nationally in ERA and fourth in fielding. Nick Howard set an ACC record with 20 saves and then was selected in the first round of the MLB Draft, one of eight Cavaliers to be drafted in 2014. Howard and Mike Papi joined Kirby as 2014 All-Americans.

Virginia went 50-12 in 2013 while playing host to an NCAA regional and super regional. UVA led the ACC in batting (.314) and ranked second nationally in runs (489) and third in scoring (7.9). Papi was named a First-Team All-American while becoming UVA's first ACC batting champion since 1981. Kyle Crockett was tabbed a Third-Team All-American and finished his career with the second-lowest ERA in UVA history (1.98). Outfielder Joe McCarthy posted the highest batting average for a UVA freshman in 29 years and was tabbed the ACC Freshman of the Year and a Freshman All-American; he also was one of a league-high six Cavaliers on the All-ACC Team.

UVA played host to a regional in 2012, going 39-19-1 and earning a second-place finish in the ACC Coastal Division. Branden Kline, Justin Thompson and Keith Werman each were named to the All-ACC team, while Derek Fisher was a unanimous selection as a freshman All-American.

Virginia set a program record with 56 victories in 2011, earning the No. 1 national seed in the NCAA Tournament and advancing to its second College World Series while winning ACC Tournament and Coastal Division championships. UVA went 56-12 and won its third straight NCAA regional title before taking the super regional against UC Irvine after a dramatic ninth-inning rally in Game 3. The Cavaliers posted two wins at the CWS before eventual national champion South Carolina eliminated UVA in a 13-inning contest.

While UVA's pitching staff ranked first nationally in ERA, the Cavaliers recorded a .978 fielding percentage - at the time, a school record - and ranked among the top 20 nationally in batting. Seven Cavaliers were named All-ACC, with four claiming All-America honors - Hultzen, Kline, John Hicks and Will Roberts. The fan base continued to rally around the team as UVA averaged a program-best 3,298 fans per game (125,355 total).

In 2010, the Cavaliers posted a 51-14 record, setting a then-school record for wins in a season as well as ACC wins in a year (23). Record crowds packed Disharoon Park, leading to seating expansions on three separate occasions. Virginia averaged 3,148 fans per game, shattering the previous record by nearly 1,400 fans per game.

Virginia also earned its first-ever No. 1 national ranking in 2010 and held that distinction for 12 weeks during the season. The Cavaliers were a national seed in the NCAA tournament for the first time, with a No. 5 seed. UVA led the conference in batting (.331) for the second straight year and set school records in runs (525), doubles (160), triples (32) and total bases (1166). The Cavaliers also finished seventh nationally in fielding percentage with a then-school record mark of .977. In addition, seven Cavaliers were named to the All-ACC team, while Kevin Arico, Hultzen and Phil Gosselin also earned All-America honors.

In 2009, O'Connor guided Virginia to the program's first College World Series berth while capturing the school's third ACC championship and



BRIAN O'CONNOR

Born: April 21, 1971, in Omaha, Neb.

High School: 1989 graduate of Saint Albert HS in Council Bluffs, Iowa

College: Bachelor's degree in marketing from Creighton University in 1993

Coaching Career: Assistant Coach at Creighton (1993-94), Assistant Coach at Notre Dame (1994-2001), Associate Head Coach at Notre Dame (2001-03), Head Coach at Virginia (2004-present)

Personal: Married to the former Cindy Petratis of Council Bluffs, Iowa. The couple has two daughters, Ellie and Maggie, and a son, Dillon.



first regional and super regional crowns on the road to Omaha. Despite featuring a team with 23 underclassmen, the Cavaliers set 11 team records, including hits (767), runs (507) and strikeouts (593), while posting a 49-15-1 mark. Five players earned first-team All-ACC honors, with Hultzen and Parker each gleaning All-America laurels.

After a strong regular season, Virginia caught fire in the postseason, winning the ACC Baseball Championship with four wins in as many days. UVA then traveled to the NCAA Irvine Regional and impressively topped San Diego State and soon-to-be MLB No. 1 draft pick Stephen Strasburg before shutting down top-ranked UC Irvine twice on its home field to win the regional crown. The next week, the Cavaliers rebounded from an opening-game loss to Ole Miss to win the final two contests of the NCAA Oxford Super Regional in front of hostile crowds to take the super regional title and earn a berth in the College World Series at Rosenblatt Stadium.

While UVA advanced to the College World Series for the first time in 2009, the process of reaching Omaha started six years prior. O'Connor was named the head baseball coach at Virginia on July 8, 2003, and he and his staff wasted no time in propelling the program to new heights.

In O'Connor's first season as head coach, the Cavaliers recorded a 44-15 overall record, 18-6 mark in the ACC and second-place ACC finish. The 18 wins were the most ever by a Cavalier team in league play at the time, and for the first time in school history, Virginia played host to an NCAA regional. Virginia swept five three-game series over conference foes, including a three-game sweep over Georgia Tech in Atlanta for the first time in school history. The Cavaliers also swept Clemson in three games for the first time since 1972.

UVA racked up another 40-win season in 2005, going 41-20 overall and 14-14 in the ACC. As the No. 7 seed in the ACC tournament, the Cavaliers went to the championship by knocking off three ranked opponents, including two wins over Clemson and a triumph over NC State. UVA posted nine wins over ranked opponents, including a three-game sweep of No. 4 Georgia Tech, which was UVA's second straight regular-season sweep of the Yellow Jackets. The Cavaliers led the ACC in team ERA (2.74) for the second straight year.

O'Connor's 2006 squad set a then-school record with 47 wins on its way to a 47-15 mark, including 21 conference wins. UVA finished third overall in the ACC and just one game behind division champion North Carolina while playing host to an NCAA Regional. Four players were named All-ACC, led by Sean Doolittle, who was the ACC Player of the Year. Four Cavalier freshmen were named Freshman All-Americans, tied for the most in the nation.

In 2007, Virginia boasted a 45-16 record and 19-9 mark in the ACC en route to a second-place finish in the ACC Coastal Division. The Cavaliers played host to an NCAA Regional and bowed out in the championship to eventual national champion Oregon State. Five Cavaliers earned All-ACC honors, while Jacob Thompson was a consensus first-team All-American and Doolittle earned second-team All-America laurels. UVA led the league and was third in the nation in ERA (2.81), led by Thompson with a league-best 1.50 mark. The Cavaliers also posted series wins at then No. 1-North Carolina and Clemson - UVA's first series win ever at Clemson.

In 2008, Virginia reached the ACC Championship game and earned a fifth straight NCAA Regional bid. The Cavaliers went 39-23 overall and 15-15

in the ACC, and steadily improved throughout the season, catching fire in the ACC Baseball Championship, where they defeated No. 1 North Carolina and No. 4 Florida State in successive games. Michael Schwimer earned All-America honors, while Greg Miclat and Pat McAnaney nabbed all-conference laurels.

PRIOR TO VIRGINIA

O'Connor brought a wealth of baseball experience to Charlottesville when he arrived. He came to Virginia after spending nine seasons at Notre Dame (1995-2003) under current LSU coach Paul Mainieri, for whom he served as an assistant coach from 1995-2001 before earning a promotion to associate head coach in 2001. O'Connor was named the 2001 National Assistant Coach of the Year by the American Baseball Coaches Association and Baseball America and was AFLAC National Assistant Coach of the Year in 2003.

While at Notre Dame, O'Connor worked with the Fighting Irish pitchers and served as the program's recruiting coordinator. As Notre Dame's recruiting coordinator, he led the effort that landed a nine-member group ranked as the No. 1 recruiting class in the country in 2001, as well as the sixth-ranked recruiting class in 2003 according to Baseball America.

During O'Connor's nine years at Notre Dame, the Irish compiled an overall record of 399-160-1 (.713), won six conference championships and made six trips to the NCAA Tournament. His last three Notre Dame teams were among the most successful in the school's history. The Irish compiled an overall record of 45-18 in 2003, won the Big East Conference Championship and advanced to the NCAA tournament. In 2002, Notre Dame had an overall record of 50-18, won the Big East Championship and advanced to the College World Series. The 2001 Irish team was 49-13-1, ranked No. 1 in the nation at midseason and played in the NCAA tournament.

O'Connor, who pitched on Creighton's 1991 College World Series team, tutored 17 eventual professional baseball pitchers, including 13 Major League Draft selections, at Notre Dame. He has a proven track record of developing pitchers into top-level prospects, including a pair of first-round selections - Brad Lidge in 1998 and Aaron Heilman in 2001 - who weren't drafted in the first 40 rounds coming out of high school (Lidge was a 42nd-round pick, Heilman a 55th-rounder).

PERSONAL

A native of Council Bluffs, Iowa, O'Connor is a 1993 graduate of Creighton University. As a pitcher on the Creighton baseball team under then-CU head coach and former Chicago Cubs general manager Jim Hendry, O'Connor posted a career record of 20-13 with seven saves and a 3.78 ERA. After graduating with a bachelor's degree in marketing, O'Connor was selected in the 29th round of the Major League Baseball draft by the Philadelphia Phillies. He notched a 4-2 record with a 4.03 ERA for Martinsville (Va.) of the Appalachian Class-A League in 1993 before accepting a position as pitching coach at Creighton.

O'Connor is married to the former Cindy Petratis. The couple has three children - two daughters, Ellie and Maggie, and a son, Dillon.

BRIAN O'CONNOR BY THE NUMBERS

CAREER RECORD

Year	School	Overall Record	ACC Record	ACC Finish	Postseason
2004	Virginia	44-15	18-6	2nd	NCAA Regional
2005	Virginia	41-20	14-14	7th	NCAA Regional
2006	Virginia	47-15	21-9	3rd	NCAA Regional
2007	Virginia	45-16	19-9	2nd*	NCAA Regional
2008	Virginia	39-23	15-15	4th*	NCAA Regional
2009	Virginia	49-15-1	16-11-1	4th*	College World Series
2010	Virginia	51-14	23-7	1st*	NCAA Super Regional
2011	Virginia	56-12	22-8	T-1st*	College World Series
2012	Virginia	39-19-1	18-12	2nd*	NCAA Regional
2013	Virginia	50-12	22-8	2nd*	NCAA Super Regional
2014	Virginia	53-16	22-8	2nd*	NCAA CWS Finals
2015	Virginia	44-24	15-15	2nd*	NCAA Champions
2016	Virginia	38-22	19-11	2nd*	NCAA Regional
2017	Virginia	43-16	18-12	2nd*	NCAA Regional
2018	Virginia	29-25	12-18	5th*	
2019	Virginia	32-24	14-16	5th*	
2020	Virginia	14-4	2-1	2nd*	
Career	15 years	714-292-2 (.709)	290-180-1 (.617)		*Coastal Division

COACHES TO WIN A NATIONAL CHAMPIONSHIP, PLAY IN A COLLEGE WORLD SERIES, ASSISTANT ON CWS TEAM

	WIN as HC	Played CWS	Asst. on CWS
Brian O'Connor	Virginia (2015)	Creighton (1991)	Notre Dame (2002)
George Horton	Fullerton (2004)	Fullerton (1975)	Fullerton (1990, 92, 94, 95)

COACHES TO REACH 14 STRAIGHT NCAA TOURNAMENTS TO START CAREER AT SCHOOL (ALL-TIME)

Mike Martin	Florida State	1980-present (39 seasons)
Jim Morris	Miami	1994-2016 (23 seasons)
Brian O'Connor	Virginia	2004-17 (14 seasons)
Dave Van Horn	Arkansas	2002-15 (14 seasons)
Jack Leggett	Clemson	1994-2007 (14 seasons)

O'CONNOR VS. OPPONENTS (2021 OPPONENTS IN BOLD)

Appalachian State	1-1	High Point	1-0	Radford	10-1
Arkansas	3-1	James Madison	18-1-1	Rhode Island	3-0
Arkansas State	1-0	Kansas	1-0	Rice	1-0
Army	2-0	Kent State	1-0	RICHMOND	15-1
Auburn	1-0	Kentucky	0-1	Rider	3-0
BOSTON COLLEGE	21-6	Lafayette	1-0	Rutgers	3-0
Brown	2-0	La Salle	3-0	Saint Peter's	1-0
Bucknell	16-1	Lehigh	5-0	San Diego State	2-0
Cal State Fullerton	1-2	LIBERTY	15-2	Samford	1-0
California	2-0	Longwood	11-0	Seton Hall	5-1
Canisius	1-0	LOUISVILLE	7-9	Siena	2-0
Central Connecticut	3-0	LSU	0-1	South Carolina	0-3
The Citadel	2-0	Marist	8-0	Southern California	2-0
CLEMSON	27-12	Marshall	4-0	St. John's	4-1
Coastal Carolina	4-4	Maryland	31-5	St. Joseph's	3-0
Coppin State	4-0	Md.-Eastern Shore	5-0	Stony Brook	3-1
Coll. of Charleston	0-1	MIAMI (FLA.)	26-27	TCU	1-2
Cornell	5-0	Mississippi	5-1	Toledo	3-0
Dallas Baptist	1-1	Mississippi State	0-2	TOWSON	19-1
Dartmouth	5-0	Monmouth	9-1	UAB	1-0
Davidson	1-0	Mount St. Mary's	2-0	UC Irvine	4-1
Dayton	1-0	Navy	3-0	UCF	0-1
Delaware	4-0	Niagara	3-1	UCLA	0-1
DUKE	35-16	Norfolk State	5-0	UCONN	1-0
East Carolina	14-5	NORTH CAROLINA	26-28	UNC Greensboro	1-0
Elon	3-0	North Carolina A&T	4-0	UNC Wilmington	3-1
Evansville	0-1	NC State	21-27	UMass-Lowell	2-0
Florida	2-1	North Florida	1-0	Vanderbilt	3-5
FLORIDA STATE	22-22	NOTRE DAME	7-3	VCU	21-3
Fordham	4-1	Ohio State	0-1	Villanova	3-0
Gardner-Webb	1-0	OLD DOMINION	8-7	VMI	14-5
George Mason	5-0	Oklahoma	2-5	VIRGINIA TECH	32-13
GEORGE WASHINGTON	14-1	Oregon State	1-2	Wagner	5-0
Georgetown	4-1	Penn State	1-1	WAKE FOREST	22-14
GEORGIA TECH	31-20-1	PITTSBURGH	14-4	WILLIAM & MARY	17-3
Hartford	1-0	Princeton	2-1	Wright State	1-2
Harvard	2-0	Quinnipiac	0-1	Yale	4-1



KEVIN McMULLAN

ASSOCIATE HEAD COACH | 18th SEASON  **@Kevin44McMullan**

In his 18th season at Virginia and 14th as associate head coach, Kevin McMullan serves as Virginia's recruiting coordinator and hitting coach and works defensively with the Cavaliers' infielders and catchers. He is known as one of the top recruiters and developers of players in the country.

He has been recognized in a poll of 70 Division I head coaches by Baseball America as the top assistant coach in college baseball three times (2012, 2017, 2020).

The 2009 National Assistant Coach of the Year, McMullan has helped guide Virginia to 714 wins in his 17 seasons, an average of over 42 wins per season. Virginia reached the NCAA Tournament in each of McMullan's first 14 seasons, one of 15 programs ever to qualify for the NCAA tournament 14-straight seasons.

After advancing to its first College World Series in 2009, Virginia has amassed 498 wins, the sixth-most of any college baseball program. The remarkable stretch was highlighted by back-to-back CWS Finals appearances beginning in 2014 and the program's first national championship in 2015.

In this period UVA has made four trips to the College World Series and won six NCAA Regional championships, two ACC tournament titles and two ACC Coastal Division crowns. UVA has racked up four 50-win seasons since 2010 and also has reached the top of the national polls in four seasons.

Virginia has led the ACC in batting over the last 12 years combined. The Cavaliers own a .301 team batting average during that span and led the conference in batting in 2009, 2010 and 2013.

Defensively, the Cavaliers also have shined under McMullan, and UVA owns the highest fielding percentage in the ACC since his arrival in 2004 (.973), nine of the 17 UVA teams have ranked among the nation's top 40 in fielding percentage. The 2014 team set a program record with a .981 fielding percentage, while the Cavaliers have eclipsed the .970 mark in fielding 13 times in his 16 years.

In 25 years as a college coach, McMullan has had over 100 players signed by professional organizations. Forty-six of his Virginia position players have been selected in the Major League Baseball First-Year Player Draft, including 14 who have reached the big leagues: Ryan Zimmerman (Washington), Mark Reynolds (Milwaukee), Joe Koshansky (Colorado), Brandon Guyer (Tampa Bay), Sean Doolittle (Oakland), David Adams (New York Yankees), Chris Taylor (Seattle), Phil Gosselin (Atlanta), Jarrett Parker

(San Francisco), John Hicks (Seattle), Derek Fisher (Houston), Adam Haseley (Philadelphia), Matt Thaiss (Los Angeles Angels), Joe McCarthy (San Francisco) and Pavin Smith (Arizona).

Three Cavaliers were selected in the first round in 2014, the most of any program in the country. For five consecutive seasons (2014-18), Virginia had at least one player chosen in the first round of the MLB Draft, including Pavin Smith and Adam Haseley, who were chosen back-to-back in the top 10 in 2017, marking the first position players from the same college to go in the top 10 since 1988.

Zimmerman took just two months to jump to the major leagues and was selected as a National League All-Star in 2009, becoming the first former Cavalier to appear in the MLB All-Star Game. He also earned a Gold Glove Award in 2009 and was a Silver Slugger Award winner in 2009 and 2010. Doolittle earned an American League All-Star nod in 2014 and 2018. The duo of Doolittle and Zimmerman teamed up in 2019 to deliver the Washington Nationals their first ever World Series title. McMullan also was vital in development of the Washington Nationals' Chad Tracy (1B-3B) while coaching him at East Carolina.

YEAR-BY-YEAR

Prior to the 2020 season being shutdown by the COVID-19 pandemic, Virginia's offense was flourishing, ranking in the top-10 in scoring (9.0 rpg), runs (162), hits (187), triples (10) and home runs (22). The Cavaliers had two of the top four players to strikeout in the ACC in Brendan Rivoli and Logan Michaels. First year Chris Newell was named the co-National Freshman of the Year by Collegiate Baseball Newspaper while he and classmate Max Cotier claimed freshman All-America honors. After leading the ACC in three offensive categories - total bases, slugging percentage and runs, Zack Gelof was a second team All-America choice by Collegiate Baseball Newspaper.

The Cavaliers landed in the upper echelon of the ACC in both hitting and fielding under McMullan's direction in 2019. As a team, the Cavaliers hit .292 as a team, the second highest in the league while committing just 47 errors, the second lowest amongst ACC Cohorts. Four qualified hitters sported .300 batting averages including Tanner Morris (.345) and Nic Kent (.337) who ranked 7th and 11th in the ACC, respectively. Both went on to garner All-ACC honors with Kent becoming the first

UVA freshman since 2009 to garner First Team All-ACC honors to go along with freshman All-America accolades from two different publications.

A tribute to the hitting philosophy instilled by McMullan and the Virginia baseball coaching staff, the Cavaliers were among the toughest in the country to strikeout in 2018. UVA finished the year with the least amount of strikeouts among ACC schools and recorded the seventh-lowest total in all of college baseball. For the 12th time in 15 seasons, a UVA position player was named to an All-America team when junior Andy Weber was recognized by Collegiate Baseball Newspaper. Outfielder Jake McCarthy was selected in the 39th overall by the Arizona Diamondbacks, one of six Cavaliers selected in the 2018 MLB Draft.

Virginia reached its 14th-straight NCAA Tournament in 2017. It was an historic year in moving players to the next level as Pavin Smith and Adam Haseley were drafted back-to-back in the top-10 of the first round of the MLB Draft. Haseley, a Golden Spikes award finalist, was the ACC batting champion and was taken eighth overall by the Philadelphia Phillies. Pavin Smith set the single-season school record for RBIs in a season with 77, the fifth most in the nation. As a team, the Cavaliers were fifth in the country with a .321 batting average.

ACC Batting Since 2009

1. Virginia301
2. Georgia Tech297
3. Louisville293

ACC Fielding Since 2004

1. Virginia973
2. Louisville971
3. North Carolina970

In 2016 catcher Matt Thaiss was an All-American for the second straight year and led the team with a .375 batting average, while two-way standout Adam Haseley also earned All-America honors. Ernie Clement led UVA with 92 hits (third most in program history) as UVA finished third in the ACC with a .304 team batting average. After the season Thaiss was a first-round MLB Draft selection, while Daniel Pinero was picked in the ninth round.

After sustaining success throughout the McMullan tenure, Virginia reached college baseball's summit in 2015 with the program's first national championship. As a No. 3 regional seed, UVA made a dramatic run to Omaha, capped by winning two of three games against Florida before ousting Vanderbilt in three games in the CWS Finals, UVA's second straight trip to the finals. The Cavaliers battled through a tumultuous, injury-riddled regular season, but caught fire in the postseason, winning the Lake Elsinore (Calif.) Regional before coming home to defeat Maryland twice to win the Charlottesville Super Regional. Despite numerous setbacks throughout the season, Virginia kept battling, and that never-say-die attitude was never more evident than in the postseason: UVA scored the go-ahead run in the fifth inning or later in each of their 10 postseason wins.

Virginia had one of the best years in program history in 2014, culminating with the program's first trip to the College World Series Finals. UVA posted a 53-16 record - its fourth 50-win season in the last five years - and won the Charlottesville Regional and Super Regional en route to its third trip to Omaha in the last six seasons. As the tournament's No. 3 national seed, UVA won four games at the CWS in reaching the CWS championship game.

Five Cavalier position players and utility player Nick Howard were named to the All-ACC Team.

Howard and first baseman Mike Papi also were named 2014 All-Americans. Virginia produced the best fielding percentage in the school history, touting a .981 mark which ranked fourth nationally. Five Cavalier position players were drafted following the season, including first rounders Derek Fisher and Papi.

Virginia went 50-12 while hosting an NCAA regional and super regional in 2013. UVa led the ACC in batting (.314) and ranked second nationally in runs (489) and third in scoring (7.9). Mike Papi was named a First-Team All-American while becoming UVa's first ACC batting champion since 1981. Outfielder Joe McCarthy posted the highest batting average for a UVa freshman in 29 years and was tabbed the ACC Freshman of the Year as well as a Freshman All-American. Papi and McCarthy were joined by Branden Cogswell, Reed Gragnani and Nick Howard on the All-ACC squad.

Virginia played host to a regional in 2012 while going 39-19-1 and earning a second-place finish in the ACC Coastal Division. Second baseman Keith Werman was named to the All-ACC team, while Derek Fisher was a unanimous selection as a Freshman All-American. Featuring a starting lineup with four freshmen, Virginia finished 14th nationally in scoring, 10th in on base percentage (.400) and fourth in triples (32). Stephen Bruno had a huge year, batting .370 while tying a school record with 23 doubles.

During the 2011 season the Cavaliers rolled to a 56-12 record, the ACC Coastal Division championship and the overall ACC Championship. Ranked No. 1 nationally for much of the season, Virginia earned the No. 1 national seed in the NCAA Tournament and won NCAA Regional and Super Regional crowns before going 2-2 at the College World Series. UVa ranked third nationally in doubles (148), fourth in hits (709) and fifth in runs (471). Catcher John Hicks earned All-America honors while Hicks and three other Cavaliers notched all-conference laurels.

In 2010 the Cavaliers won a school-record 51 games, was ranked No. 1 nationally for 12 weeks and won the ACC Coastal Division title as well as an NCAA regional crown. UVa also was the No. 5 national seed in the NCAA tournament. Virginia led the conference in batting (.331) for the second straight year and set school records in runs (525), doubles (160), triples (32) and total bases (1166). The Cavaliers also finished seventh nationally in fielding (.977). A school-record seven Cavaliers were named to the All-ACC team, highlighted by All-American Phil Gosselin, who set a UVa record with 100 hits. Eight Cavalier starters batted at least .300.

In 2009 Virginia won 49 games and earned the ACC Championship as well as NCAA Irvine Regional and Oxford Super Regional titles en route to the school's first College World Series appearance. UVa finished the season with a No. 5 national ranking.

The Cavaliers exploded offensively, leading the ACC in batting (.327) and setting six offensive team records, including hits (767), runs (507), doubles (138), triples (28), RBI (486) and at bats (2343). UVa had a school-record five players earn first-team All-ACC honors, while utility Danny Hultzen and outfielder Jarrett Parker each gleaned All-America laurels. Hultzen also was named the ACC Freshman of the Year, while Parker set the Virginia single-season records in runs (75), hits (94) and total bases (176) and tied the record for triples (7).

The 2008 team advanced to the ACC Championship game and broke the school record for stolen bases (134), which was set the previous season.



UVa COACHING HIGHLIGHTS

- 2015 National Champions
- 2009 National Assistant Coach of the Year
- Virginia leads the ACC in batting over the last 12 seasons combined (.301).
- Since 2009, the Cavaliers have established 11 new team offensive records.
- UVa has the best fielding percentage in the ACC since 2004 (.973), including a school-record mark in 2014 (.981).
- Mentored 14 future Major Leaguers at Virginia, including MLB All-Stars Ryan Zimmerman and Sean Doolittle.
- In 24 years as a college coach, McMullan has had 116 players signed by professional organizations.
- Has had 46 UVa position players selected in the MLB Draft; of those, only 17 were previously drafted out of high school and each substantially improved his draft status.
- Has coached 21 All-America honorees and 51 All-ACC selections.

UVa ranked fifth nationally in stolen bases. Short-stop Greg Miclat was named First-Team All-ACC and tied the school record for career stolen bases with 83.

In 2007, Virginia finished in the top three in the ACC in team batting (.314) with three individuals - Miclat (.376, fifth), David Adams (.372, seventh) and Brandon Guyer (.370, ninth) - among the ACC's top 10. Sean Doolittle broke the school record for career RBI (167), while Guyer finished in the top 10 in career hits (221) in just three seasons. Guyer, Doolittle and Adams were named to the All-ACC team, and the program earned its best-ever national ranking, No. 3, during the season. Miclat also broke the single-season stolen base record (32) as the Cavaliers finished 11th nationally in steals.

The 2006 team set a school record for conference wins (21), led by 2006 ACC Player of the Year Sean Doolittle. Tom Hagan was a first team All-ACC selection after hitting .357, while Brandon Marsh was a second team All-ACC selection as eight of Virginia's position starters hit above .300.

In 2005, Virginia went 41-20 and played in the ACC Championship game, then earned a bid to the NCAA Corvallis Regional. The Cavaliers also posted a .975 fielding percentage, which ranked seventh nationally.

The 2004 team had a 44-15 overall record and 18-6 mark in the ACC. McMullan guided Joe Koshansky to the 2004 ACC Player of the Year award, a program first. Koshansky set the school record for most RBI in a single season (67). McMullan's tutelage also sparked Zimmerman to twice set the single-season UVa hits record (92 in 2005; 90 in 2004). Mark Reynolds also flourished, tying the then-single-season school runs record of 60 in 2004.

In his first season with the Cavaliers, McMullan helped UVa to major increases in runs scored (101) and bases on balls (87) from the previous year. UVa finished in the Top 25 of several national polls and won 15 more games than the 2003 squad.

PREVIOUS COACHING EXPERIENCE

Prior to his time at Virginia, McMullan served as a manager in the Atlanta Braves organization. While with the Braves, he also coordinated the catchers in spring training and was the coordinator of extended spring training.

Before joining the Braves' organization, McMullan served as acting head coach at East Carolina in 2001-02 for Keith LeClair, who was diagnosed with Lou Gehrig's Disease. During that season, McMullan coached ECU to a 43-20 record, Conference USA Championship and NCAA Regional Final.

At ECU, he served as the recruiting coordinator, hitting coach and catching instructor. In McMullan's three years at ECU, the Pirates posted a record of 138-46, which placed ECU among the top five programs in the country in wins, averaging 46 victories a season. East Carolina won three conference championships and an NCAA Regional Championship while earning two No. 1 seeds and a No. 2 seed in the NCAA tournament. In McMullan's three years, the Pirates finished in the Top 25 each season. In 2002, he recruited and coached NCBWA National Freshman Player of the Year Darryl Lawhorn.

McMullan also served as an assistant coach at St. John's (1996-99) and coached at Indiana University of Pennsylvania (1994-96). At St. John's, McMullan was the recruiting coordinator and hitting coach and also coached the catchers. He helped St. John's to three Big East championship appearances and a Big East title as well as an NCAA Regional berth in 1997. While at IUP, McMullan was the head baseball coach as well as the strength and conditioning coordinator. He coached two conference players of the year as well as three All-Americans.

Aside from his numerous coaching experiences, McMullan also had a decorated career as an athlete. He enjoyed a pro baseball career as a member of the New York Yankees organization (1990-92) and the Salt Lake City Trappers (1990 and 1992). In 1990, he was a Pioneer League All-Star. McMullan also was a two-sport NCAA All-American as a catcher in baseball and a linebacker in football at IUP. He was a member of six championship teams at IUP.

PERSONAL

McMullan is a 1990 graduate of IUP. He is married to the former Sandra Leishman of Wayne, N.J. The couple has three children, Maggie, Emma and Jack. McMullan's father, John McMullan, was an All-America football player at Notre Dame and played in the NFL with the New York Giants, Philadelphia Eagles and New York Titans (now the Jets).



DREW DICKINSON

ASSISTANT COACH | SECOND SEASON

Drew Dickinson is in his second season as pitching coach on Brian O'Connor's staff and comes to Charlottesville after eight years as the pitching coach at Illinois.

Despite a shortened season in 2020, the Cavalier pitching staff already was making great strides under Dickinson's leadership. Weekend starters Griff McGarry and Mike Vasil ranked both in the top 15 in the ACC in ERA and closer Stephen Schoch was tied for second in the league (8th in the NCAA) with five saves. As a staff, Virginia accumulated 199 strikeouts, tied for the 10th most in the NCAA.

Dickinson helped the Illinois pitching staff to an unprecedented amount of success during his tenure. Under his guidance, the Illini established new school single-season records for ERA and strikeouts. Dickinson has coached two Big Ten Pitchers of the Year, 15 MLB Draft picks (including two first rounders) and four All-Americans. The success on the mound helped Illinois win 60.3 percent of its games over the last six years (202-133-1), one of the Illini's best runs ever.

Illinois has developed a postseason pedigree over the past nine seasons, qualifying for four NCAA Tournaments and the 2015 NCAA Super Regionals. The Illini were crowned Big 10 Champions in 2015 after posting a 50-10 overall record with a 20-1 mark in league play. In that season, Dickinson's pitching staff led the way with nation's fifth-lowest team ERA (2.55), fourth-lowest WHIP (1.13) and fifth-lowest strikeout-to-walk ratio.

Following a seven-year professional career, Dickinson began his coaching career as volunteer assistant on the Illini staff

while finishing his communications degree at Illinois in 2009. After a brief stint as a pitching coach in professional baseball, he returned as the Illinois volunteer assistant before being promoted to assistant coach in 2012.

One of the best pitchers in Illinois history, Dickinson was selected in the 28th round by the Oakland Athletics in the 2002 Major League Baseball First-Year Player Draft. He was a two-time, Third-Team All-American by Collegiate Baseball (2001 & 2002) and named the Big Ten Pitcher of the Year as a junior. His 30 career wins are the most ever at Illinois and Dickinson ranks in the top-five in school history in career-conference wins (2nd), career strikeouts (3rd), single-season strikeouts (3rd & 5th) and career innings pitched (5th).

Dickinson was a two-time All-Big Ten first-team selection and reached the double-A level with the Oakland A's. He was a 2003 Midwest League all-star and was named a Top 25 Prospect in the A's system in 2004.

Dickinson married his wife Michelle in 2015.

DICKINSON AT A GLANCE

COACHING EXPERIENCE:

2009	University of Illinois Volunteer Assistant Coach
2011-18	University of Illinois Assistant Coach

PLAYING EXPERIENCE:

1999-02	University of Illinois Pitcher
2002-05	Oakland A's Organization Pitcher
2005-07	Northern League Pitcher

EDUCATION:

2009	University of Illinois Communications
------	--

COACHING HIGHLIGHTS

- Four NCAA Tournament Appearances
- 2015 Big Ten Champions
- Coached two Big Ten Pitchers of the Year & the 2013 Big Ten Freshman of the Year
- Four All-Americans
- 15 MLB Draft Picks
- Two First Round Draft Picks
- 202-133-1 (.603) in his last six seasons at Illinois
- Nation's 5th lowest ERA (2.55) in 2015 & fourth-lowest WHIP (1.13)





MATT KIRBY

VOLUNTEER ASSISTANT COACH

TENTH SEASON

Matt Kirby is in his tenth season as the volunteer assistant coach on the Virginia baseball coaching staff. A graduate of William and Mary, Kirby came to Virginia in 2011 after spending the previous two seasons as a coach at Georgetown.

Kirby's primary duties include assisting with the day-to-day development of position players as well as camps and other administrative duties. He serves as the Cavaliers first base coach.

During Kirby's tenure at Virginia, the Cavaliers have earned bids to the NCAA tournament in seven of his eight seasons, including three regional championships and a pair of trips to the College World Series, culminating with the program's first national championship in 2015.

After serving as the Georgetown volunteer assistant coach in 2010, Kirby was elevated to an assistant coach in 2011 and served as the team's first base coach. While at Georgetown, he managed the travel, equipment and camp budgets and planned and executed practice schedules for all hitters and catchers. Kirby also helped develop student-athlete weight lifting, nutrition and running programs and assisted with the management of Georgetown baseball summer and fall camps.

Kirby was an assistant coach and recruiting coordinator at Villanova for the 2007 and 2008 seasons. He also was responsible for a recruiting class at Villanova that was rated among the top-100 in the country by Collegiate Baseball.

Prior to his time at Villanova, Kirby served as an assistant coach at Brown in 2006, where he helped to oversee all areas of the program. The Bears compiled a 12-8 record in Ivy League conference play during the season.

Kirby was the assistant coach at William & Mary in 2005. He worked primarily with the catchers, outfielders and hitters while at William & Mary. Kirby got his start in coaching in 2003 as the student assistant coach at William & Mary, and then became the volunteer coach at Virginia Military Institute in 2004.

Kirby is a 2003 graduate of William & Mary. A four-year letterman as a catcher and pitcher, he was the team captain as a junior and senior and led the Tribe to the Colonial Athletic Association title in 2002. He was voted the team MVP in 2002 when he was a Second-Team All-CAA selection. While at W&M, he caught for future major leaguers Chris Ray and Bill Bray.



MICHAEL GARZA

COORDINATOR OF VIDEO & SCOUTING

THIRD SEASON

Garza enters his third season with the Cavaliers as the program's coordinator of video and scouting. Prior to his arrival in Charlottesville, Garza served as a volunteer assistant coach at the United States Naval Academy for the 2018 season.

In his lone season at the Naval Academy, the Midshipmen posted 38 wins, the second most in program history, en route to the Patriot League Championship series. Garza finished his professional career as an infielder and hitting coach with the Joliet Slammers of the Frontier League of Professional Baseball.

Garza, who was drafted in the 20th round of the 2012 MLB Draft by the Milwaukee Brewers, spent four seasons in the Brewers' minor league system from 2012 through 2014. During that time he played in 260 combined games over the Rookie, Low-A and Advanced-A levels, with a .283 batting average, 91 runs scored, 66 extra-base hits and 95 RBIs. In 2015 and 2016, Garza joined the independent ranks and played with the Joliet Slammers of the Frontier League. As a corner infielder in 113 games, he compiled a .290 batting average with 55 runs, 39 extra-base hits and 66 RBIs in his two seasons.

Prior to professional baseball, Garza's collegiate playing career began at Stanford University before transferring to Georgetown University following his freshman season. As a member of the Hoyas, Garza suited up in the infield for 110 games and earned All-BIG EAST First Team and ABCA All Mid-East Region playing honors in 2012.

His prowess in the regular season college ranks came in addition to his success on the summer baseball circuit with accolades including, a nod as a 2010 Valley Baseball League All-Star and 2011 Cape Cod Baseball League Playoff MVP. As a member of the Harwich Mariners of the CCBL in 2011, Garza spearheaded the team's title run and second league championship in four seasons.

A 2012 graduate of Georgetown University, Garza is a native of San Antonio, Texas where he grew up and played high school baseball. Helping guide his team to two Texas 5-A State Playoff berths, Garza finished his prep career with a number of accolades including being named the 2008 Texas High School Baseball Player of the Year.

Garza currently resides in Charlottesville, VA with his wife, Danielle. The son of Dr. Ramon Garza and Mercedes Garza, Mike has two younger brothers, Eric (Georgetown University '17) and Ramon (University of Texas at Dallas '21). Eric, a musician/artist, also known as "Eric Heron", played collegiately at Texas Christian University (TCU), San Jacinto College and Georgetown University, where he participated in both the NCAA College World Series in 2014 and the NJCAA World Series in 2015. Ramon is in his first year at UTD after transferring in from Cornell.



JUSTIN ARMISTEAD

**ASSISTANT ATHLETICS DIRECTOR,
BASEBALL ADMINISTRATION
SIXTH SEASON**

Armistead is in his sixth season as the Assistant Athletics Director for Baseball Administration.

This is Armistead's second stint with the Virginia baseball program. Armistead was a member of the UVA baseball program for two of his years as an undergraduate, where his duties ranged from bullpen catcher to assisting with camps. He then served as the Director of Baseball Operations for two seasons before becoming a financial advisor with Virginia Asset Management.

Armistead returned to UVA in August 2011 as the Director of Event Management and served as the primary event manager for several sports.

Armistead's responsibilities include overseeing administrative functions of the baseball program, including managing the operational budget. He played a pivotal role in the \$18.6 million dollar Davenport Field Expansion that began in June of 2017 and concluded at the beginning of the 2018 season. He also serves as the primary baseball contact for various constituencies throughout the athletics department as well as external groups.

Armistead graduated in three years from the University of Virginia in 2008 with a bachelor's degree in economics.

A Halifax, Va., native, Armistead and his wife, Jessica, live in Charlottesville with their daughter, Finley, and son, Rory.



JOE BIALKOSKI

**BASEBALL OPERATIONS
ASSISTANT
FOURTH SEASON**

Joe Bialkoski enters his fourth season as Virginia's Baseball Operations Assistant.

Bialkoski served as the Director of Baseball Operations for the University of North Florida during the 2016 and 2017 seasons where he coordinated on-campus recruiting visits, video, youth/prospect camps and travel. As an undergraduate he was a student manager for both the men's basketball and baseball programs at UNF for two seasons.


He spent the summer of 2017 with the Hyannis Harbor Hawks of the Cape Cod League as a MLB Scout Liaison and previously held internships with the Jacksonville Suns (AA-Miami Marlins) and the Drayton Florence 7v7 Football Tournament.

A native of Jacksonville, Fla., Bialkoski earned his Bachelor's Degree in Sport Management from North Florida in 2017.

STUDENT MANAGERS



Bryce Rosenberg
Senior
Midlothian, Va.




Nate Nowlin
Junior
Victoria, Va.



Reese McQuaid
Junior
Danville, Va.



Matt Pezolt
Freshman
Dunwoody, Ga.



ANDREW ABBOTT

16

LHP • Sr. • 6-0 • 180 • L-L
Republican Grove, Va.
Halifax County

2021

- Collegiate Baseball Newspaper Third Team Preseason All-American (Relief Pitcher)
- Perfect Game Second Team Preseason All-American (Relief Pitcher)

2020

- Ranked No. 7 in D1Baseball.com's Top 50 relief pitchers in college baseball
- Appeared in nine games, all out of the bullpen, the second most on the staff
- His 1.35 ERA was the lowest among UVA relievers and fifth lowest among ACC relievers with 10 or more innings pitched
- Struck out 28 batters (the most among any ACC reliever) in 13.1 innings pitched
- Recorded team-high three wins against VMI (2/19), William & Mary (2/25) and Dartmouth (3/1)
- Pitched a season-high 3.1 innings pitched and struck out a career-high eight batters in win over William & Mary (2/25)
- Did not allow an earned run in his first 10 innings pitched allowed only two in 13.1 innings pitched on the year
- Credited with a team-best three bullpen holds - vs. Oklahoma (2/14), Dartmouth (2/29) and NC State (3/6)

2019

- One of five Cavaliers named to the Named to the ACC All-Academic Team, also listed on the ACC Academic Honor Roll
- Tied for second on the staff with 24 appearances as a sophomore
- Struck out 59 batters in 44 innings while pitching to a 3.89 ERA
- Two of his three saves on the year came against Atlantic Coast Conference opponents.
- Made two starts, including a six-strikeout effort in four innings against Liberty on April 23
- Selected to participate on the USA Collegiate National Team, the ninth Virginia player ever
- Led the Team USA pitching staff with seven appearances, combined for two shutouts and was credited with one save. Went 2-1 with a 2.25 ERA and 12 strikeouts in 12 innings pitched.

2018

- Baseball America & Collegiate Baseball Newspaper Freshman All-American (first UVA Freshman All-American since 2015)
- Named to ACC All-Freshman Team
- Listed on the ACC All-Academic Team and on the ACC Academic Honor Roll
- Tied a team-high with six saves (T-7th most in ACC). Of his six saves, three came in appearances of three innings or more
- Appeared in 24 games, 23 in relief. His one start came against VMI on Feb. 27
- His 74 strikeouts as a reliever were the third most in the ACC, sixth-most in NCAA
- He struck out five or more batters in nine of his 24 appearances on the mound
- Pitched to a 3.18 ERA while striking out 71 batters in 51 innings pitched.
- Fanned a season-high, six batters twice (Apr. 27 vs. Clemson & May 18 at Wake Forest)
- Against Clemson on Apr. 27, he struck out six of the seven batters he faced.
- On the mound for four of the team's seven shutouts
- In his final eight appearances, allowed two runs in 15.1 innings pitched (1.17 ERA) with 25 strikeouts and two saves

HALIFAX COUNTY HIGH SCHOOL

- Selected by New York Yankees in 36th round of 2017 MLB Draft
- 2017 Gatorade Virginia Player of Year and PBR Player of Year
- Was 9-0 with 0.28 ERA in 72 2/3 innings his senior year (158 strikeouts, four walks)
- Named First-Team All-State, Piedmont District Player of the Year and Conference 16 Player of Year in 2016 and 2017
- Three-time All-Piedmont District First Team, All-5A North Region First Team and All-Conference 16 honoree
- Named 2017 5A State and North Region Player of Year
- Coached by Kenneth Day at Halifax County HS
- Also was four-year member of swimming team
- Four-time All-Piedmont Academic Team honoree in both baseball and swimming
- Two-time team captain in both baseball and swimming
- Took seventh place in state in 50 freestyle his junior year and sixth his senior year
- Was two-time All-State and four-time All-Piedmont District honoree in swimming

- Four-time All-Piedmont District First Team selection and two-time All-Conference 16 First Team and All-5A North Region honoree in swimming
- Member of National Honor Society

PERSONAL

- Graduated in three years with a degree in Biology, currently pursuing his master's degree in Psychology
- Son of David and Jeanette Abbott
- Has two sisters, Brittany and Jessie
- Jessie swam at Edinboro from 2011-14

ABBOTT'S CAREER STATS

Year	ERA	W-L	G-GS	CG	SHO/CBO	SV	IP	H	R	ER	BB	K	BAA	WP	HBP	BK
2018	3.18	3-4	24-1	0	0/4	6	51.0	42	21	18	16	78	.223	8	1	0
2019	3.89	2-3	24-2	0	0/1	3	44.0	40	23	19	25	59	.245	2	3	0
2020	1.35	3-0	9-0	0	0/1	0	13.1	9	3	2	8	28	.180	2	1	0
TOTAL	3.24	8-7	57-3	0	0/6	9	108.1	91	47	39	49	165	.227	12	5	0



CHANNING AUSTIN

34


RHP • Fr. • 6-3 • 205 • R-R
Brooklyn, N.Y.
Poly Prep Country Day

POLY PREP COUNTRY DAY

- Top-ranked third baseman and No. 5 overall player in the state of New York according to Perfect Game
- Named a Senior First Team All- Northeast Region and High Honorable Mention All-American for baseball by Perfect Game
- A four-year letterwinner in baseball and a two-year captain
- An All-League selection as a junior
- Helped Poly Prep to a pair of NYSAIS Championships and was named to the program's All-Decade Team
- Awarded the school's Scull Plaque, annually presented to a Poly Prep senior excelling in scholarship and athletics
- Played travel baseball for Team Beast (2016-2019)
- A member of Team NY at the National High School Baseball Championship in Houston in 2019

PERSONAL

- Born in New York, N.Y.
- Son of Shawn Austin & Jennifer Jones Austin
- Has an older sister Kennedy
- Has yet to declare a major at UVA



JACOB BALDINO

43

LHP • So. • 6-4 • 185 • L-L
Marietta, Ga.
Walton

2020

- Appeared in four games, all in relief
- Made is collegiate debut in game one of a doubleheader against Oklahoma on Feb. 15 and tossed two innings and struck out two while allowing only an unearned run
- Struck out two batters in an inning of relief work against UMass Lowell (March 10)

WALTON HIGH SCHOOL

- No. 3 LHP in the state of Georgia according to Perfect Game

PERSONAL

- Yet to declare a major at UVA

BALDINO'S CAREER STATS

Year	ERA	W-L	G-GS	CG	SHO/CBO	SV	IP	H	R	ER	BB	K	BAA	WP	HBP	BK
2020	18.00	0-0	4-0	0	0/0	0	4.0	6	9	8	3	5	.353	2	1	0



BLAKE BALES

35

RHP • Sr. • 6-4 • 235 • R-R
Schoolcraft, Mich.
Schoolcraft/Kellogg CC

2020

- Posted a 3-0 record after appearing in six games, all out of the bullpen
- His three wins – Bucknell (Feb. 23), Richmond (March 3), NC State (March 6) – were tied for the most on the team
- Pitched 1.2 innings against then-No. 7 NC State, allowed one run and matched a career-high with three strikeouts
- Tossed a season-high two innings, didn't allow a run and struck out one in season finale against UMass-Lowell (March 11)

2019

- Appeared in 12 games (11 in relief) in his first season with the Cavaliers
- Earned his first win after tossing three shutout innings of relief against Wagner on March 6
- Did not allow a run in four ACC appearances (five innings) and struck out five batters
- Made one start, pitching the first two innings in a 5-1 win over Richmond on March 27

PRIOR TO VIRGINIA

- Played his freshman season at Kellogg Community College (Mich.)
- Named the Western Conference Freshman of the Year
- Earned All-Michigan Community College Athletic Association, First Team All-Western Conference and Western Conference All-Freshman team Accolades
- Also recognized for work in the classroom by collecting NJCAA All-Academic Third Team, Academic All-MCCAA and Academic All-Conference honors in 2018
- In his lone season for the Bruins, went 5-2 with a 2.87 ERA. Struck out 93 batters in 53.1 innings pitched.
- Kellogg went 45-8 and won the MCCA State Championship for the second-straight season.

SCHOOLCRAFT HIGH SCHOOL

- A five-sport athlete baseball (basketball, bowling, football and golf) at Schoolcraft, totaling 16 varsity letters.
- Helped baseball team to back-to-back district titles as a sophomore and junior.

PERSONAL

- A Psychology major
- Son of Bob and Cheri Bales
- Born in Portage, Mich.
- Has three older brothers, Max, Scott and Brian

BALES' CAREER STATS

Year	ERA	W-L	G-GS	CG	SHO/CBO	SV	IP	H	R	ER	BB	K	BAA	WP	HBP	BK
2019	4.32	1-0	12-1	0	0/1	0	16.2	13	8	8	13	15	.213	3	1	1
2020	2.08	3-0	6-0	0	0/0	0	8.2	8	2	2	3	9	.250	1	0	0
TOTAL	3.55	4-0	18-1	0	0/1	0	25.1	21	10	10	16	24	.226	4	1	1



TATE BALLESTERO

10

C/INF • So. • 6-3 • 200 • S-R
Morristown, N.J.
Morristown

2020

- Appeared in nine games, making one start at DH (Feb. 21 vs. Bucknell)
- Scored two runs and drove in two runs in 12 at bats
- His RBI groundout in bottom of the seventh proved to be the game-deciding run in a 4-3 win over VMI (Feb. 19)
- Was 1-for-12 (.083) at the plate, five of his at bats came as a pinch-hitter
- Recorded his first collegiate hit, a triple, against UMass Lowell on March 10

MORRISTOWN HIGH SCHOOL

- Four-year letterwinner and a two-year captain at MHS
- Recipient of the program's Harry Shatel Award for excellence on and off the field while exhibiting grace and humility
- First Team All-New Jersey Athletic Conference honors as a junior and senior
- No. 1 catching prospect and No. 6 overall in the state of New Jersey according to Perfect Game
- Hit two solo homers to help MHS defeat current Cavalier Billy Price's Delbarton squad, 2-0 in the 2018 Morris County Tournament Championship
- Played all but pitcher in his prep days, including significant time at shortstop

PERSONAL

- Yet to declare a major at UVA
- Son of Mark and Julie Ballestero
- Has an older brother Mitch and an older sister Maddie

BALLESTERO'S CAREER STATS

Year	Avg.	G-GS	AB	R	H	2B	3B	HR	RBI	TB	SLG%	BB	HP	K	GDP	OB%	SF	SH	SB-A	E	FLD%
2020	.083	9-1	12	2	1	0	1	0	2	3	.250	1	1	2	0	.214	0	0	0-0	7	.875



JAKE BERRY

32

LHP • Fr. • 6-10 • 235 • R-L
Great Falls, Va.
Bishop O'Connell

BISHOP O'CONNELL HIGH SCHOOL

- No. 1 ranked player in Virginia and the No. 4 ranked LHP in the nation according to Perfect Game
- Named a 2020 Perfect Game preseason All-American before his senior season was cut short by CoVID19
- A four-year letterwinner in baseball and also lettered three times in basketball at Bishop O'Connell
- Played travel baseball for the Richmond Braves 2015-2019 and was also a member of the Royals Scout Team in 2019 along with classmates Alex Greene and Avery Mabe

PERSONAL

- Born in Manhattan Beach, Calif.
- Son of Alex and Nancy Berry
- Has an older brother Brandon who plays golf at Loyola Maryland
- His father Alex played college basketball for Menlo College while his grandfather Richard played both basketball and baseball at Northwestern



ADDIE BURROW

11

OF • Fr. • 6-1 • 185 • L-R
Spotsylvania, Va.
Courtland


COURTLAND HIGH SCHOOL

- A three-sport athlete in high school, playing football, winter track and baseball
- Earned All-Region honors as a junior after batting .338 with one home run, 13 RBIs and went 14 for 14 on stolen base attempts.
- A two-time All-State sprinter and set the school record in the triple jump
- Earned All-District honors as a defensive back and was a captain on the football team
- Played travel baseball for the Yalobusha Giants (2017-2020)

PERSONAL

- Born in Spotsylvania, Va.
- Son of John Burrow & Vicki Burrow
- Youngest of four children, siblings – Taylor, Jasce & Peyton
- His father John was a defensive back for the Ole Miss football program and his mother played softball for the Rebels
- Comes from an athletic family, his grandfather James played football at Mississippi State and his uncle Jimmy played football at Nebraska and professionally for the Green Bay Packers

- His cousin Joe played football at LSU and is the quarterback the Cincinnati Bengals. His cousins Dan and Jamie both played football at Nebraska
- Has yet to declare a major at UVA



DAVID COPPEDGE 23

INF • Fr. • 6-1 • 185 • R-R
Chesterfield, Va.
Clover Hill

CHESTERFIELD HIGH SCHOOL

- Ranked No. 3 overall in the state of Virginia and the Commonwealth's third best shortstop by Perfect Game
- As a freshman, earned Second Team All-Conference (6A) honors at shortstop
- A First Team All Region (6B) selection at third base his junior year and named Chesterfield's team MVP in 2019
- Played travel baseball for RBA south (2014-2017) Virginia Cardinals (2017-2019)
- On the school's honor roll all four years and a member of the National English Honors Association

PERSONAL

- Born in Canton, Ohio
- Son of Chris Coppedge and Anne Latham
- Has three sisters, Mary Grace, Hope and Madelynn along with a brother, Nathaniel
- Has yet to declare a major at UVA



MAX COTIER 2

INF • So. • 5-11 • 170 • L-R
New Milford, Conn.
Canterbury School

2020

- Started all 18 games, 17 at second base and one at shortstop as a true freshman
- Batted second in all 18 games
- Batted .338 (25-for-74) with three doubles, four triples, a home run and 15 RBI
- His four triples were tied for the most in the NCAA and were the most in the ACC
- Collected 25 hits, tied for the fifth most in the ACC
- Scored 21 runs tied for the second most on the team and tied for the third most in the ACC
- Tied a school record by scoring five times against UMass Lowell on March 10. He's one of 11 players in program history to score five runs in a game and first since UVA Baseball Hall of Famer Tyler Cannon scored five at Wake Forest on March 6, 2009.
- Tripled twice in series opener against Dartmouth on Feb. 28, the first Cavalier to triple twice in a game since Adam Haseley in 2016
- Hit his first collegiate home run on March 1 from Dartmouth
- Drove in season-high four runs in series-clinching win over No. 7 NC State on March 8
- Put together four, three-hit games, tied for most on the team
- Completed the 2020 season having reached base in 13-straight games and was on a 10-game hit streak at season's end
- Reached base in all but two games, hit safely in all but four games

CANTERBURY SCHOOL

- 2018 & 2019 Western New England Prep League's Player of the Year
- No. 1 shortstop in the state of Connecticut according to Perfect Game
- Hit .508 as a junior and .447 his final season at Canterbury

PERSONAL

- Yet to declare a major at UVA
- Son of Peter and Marie Cotier
- Has one sister, Isabella who plays lacrosse at Brown
- His father Peter played lacrosse and hockey at Union College

COTIER'S CAREER STATS

Year	Avg.	G-GS	AB	R	H	2B	3B	HR	RBI	TB	SLG%	BB	HP	K	GDP	OB%	SF	SH	SB-A	E	FLD%
2020	.338	18-18	74	21	25	3	4	1	15	39	.527	8	1	12	1	.410	0	3	3-3	4	.944



JAKE GELOF 22


INF/OF • Fr. • 6-1 • 195 • R-R
Rehoboth Beach, Del.
IMG Academy

IMG ACADEMY/CAPE HENLOPEN HIGH SCHOOL

- Attended Cape Henlopen High School from 2016-18 before transferring to IMG Academy (Bradenton, Fla.) for his final two years
- Top ranked overall player and No. 1 shortstop in Delaware's 2020 class according to Perfect Game
- Prior to transferring to IMG, helped CHHS to state championship as a sophomore. Batted .571 and led the team with seven RBI and recorded a save in the title run
- Played two years of soccer at CHHS, earning All-Conference honors his sophomore year as a goalkeeper after eight shutouts. Made two saves in PK shootout to help CHHS advance to state semifinal match
- An Academic All-Conference selection in both baseball and soccer at CHHS as a freshman and sophomore
- Selected to play in MLB East Coast Pro and Rivalry Classic
- Played travel ball for Canes Baseball (2016-2020) where he won two Wilson Classic Championships, WWBA tournament and achieved 2019 final Perfect Game #1 team in Nation ranking.

PERSONAL

- Born in Rehoboth Beach, Del.
- Son of Adam and Kelly Gelof
- His brother Zack has been a member of the UVA baseball team since 2019.
- Yet to declare a major at UVA



ZACK GELOF 18

INF • Jr. • 6-3 • 205 • R-R
Rehoboth Beach, Del.
Cape Henlopen

2021

- First Team Preseason All-American selection by Collegiate Baseball Newspaper
- Second Team Preseason All-American according too Baseball America and Perfect Game
- Ranked the No. 5 third baseman in D1Baseball's preseason position rankings

2020

- Started all 18 games at third base and batted third in 17 of the 18 games
- A Second Team All-America selection by Collegiate Baseball Newspaper
- Named the third-best third baseman in 2020 D1Baseball's Top 30 Power Rankings
- Batted .349 (22-for-63) with six doubles, two triples, five home runs and 18 RBI
- Led the ACC in total bases (47), slugging percentage (.746) and runs scored (24)
- Ranked in the top-15 in the NCAA in runs (4th) and total bases (11th)
- Recorded multi-hit efforts in six-straight games from Feb. 22 - Feb. 29
- Led the Cavaliers and tied for 6th in the ACC with five home runs, including a two-homer game against then-No. 7 NC State on March 1
- Scored four times in a 16-7 win over Richmond on March 3
- Led the team with six multi-RBI games and co-led the Cavaliers with eight multi-hit performances
- Scored a run or drove in a run in 15 of the 18 games

2019

- Started all 56 games at third base, one of three Cavaliers to start every game
- Batted .313 (71-for-227) with 13 doubles, two home runs and 32 RBI
- Was second on the team and tied for 11th in the ACC with 16 stolen bases
- Led the team and tied for third in the ACC with sacrifice flies

- Reached base in his first 28 games of his career, the second longest streak by a freshman in school history. During that span he put together a 17-game hit streak the longest by a UVA freshman since 2000.
- In his collegiate debut against eventual National Champion and then-No. 2 Vanderbilt went 4-for-5 with three doubles and four RBI. The three doubles in the contest matched a school record
- Leadoff man for the first 28 games of the season before moving to the middle of the lineup
- Hit his first career home run on March 24 against Pittsburgh
- Matched a season-best by driving in four runs in a 2-for-4 effort against Louisville, including his second homer of the year

Cape Henlopen High School

- Named 2018 Delaware Gatorade Player of Year and voted Delaware Baseball Coaches Player of the year.
- As a senior batted .465 and led state in hits (35), runs (37), home runs (7) and was 28-for-28 in stolen bases. Added 17 RBI and sported a .613 OBP. On the mound he went 4-0 with a 1.30 ERA and 34 strikeouts in 26 IP.
- Collected First Team All-State SS honors as a senior from the Delaware News Journal.
- Graduated as the state's all-time leader in runs scored (103) and stolen bases (81-for-81), second in career hits (105).
- Four-year full-time starter, voted by teammates 3-time Team MVP, received 4-time Henlopen Conference Honors as SS & RHP, two-time Conference Player of Year.
- Helped Cape Henlopen capture its first baseball state championship in 2018.
- Perfect Game/Rawlings 2018 honorable mention All American, 1st Team Northeast All Region and rated No. 73 Top-100 freshman in the ACC prior to the 2019 season.
- As a freshman earned varsity football starter position and was named Academic All-Conference.
- A four-year starter in soccer, playing primarily a defensive midfield position. He finished his career as the leading goal scorer in the State of Delaware for his four-year career span 2015-2018 (with 61 goals and 16 assists).
- In soccer he was a four-time All-Conference honoree and a three-time All-State selection, including first team honors as a junior and senior. Voted Captain twice by his teammates and was a three-time team MVP.
- As a senior he led the State in goals scored (29), was named Conference Player of the Year, "Top 11 All State," finishing fourth in statewide POY voting.
- In 2017, he was recognized with the distinction as a United Soccer Coaches Association All-American.

Personal

- Yet to declare a major at UVA
- Born in Lewes, Del.
- Son of Kelly and Adam Gelof
- Has a younger brother, Jake who also a member of the 2018 state championship team at Cape Henlopen and is a first year on the baseball team at UVA in 2021.
- Drafted in the 38th round (1,153 overall) by the Cleveland Indians in the 2018 MLB Draft.
- Served as Cape Henlopen High School's Class President, member National Honor Society and Leo Club
- Recipient of the Ron and Barrie Tydings Endowed Baseball Scholarship for the 2020-21 academic year

GELOF'S CAREER STATS

Year	Avg.	G-GS	AB	R	H	2B	3B	HR	RBI	TB	SLG%	BB	HP	K	GDP	OB%	SF	SH	SB-A	E	FLD%
2019	.313	56-56	227	38	71	13	0	2	32	90	.396	24	3	52	6	.377	6	4	16-19	8	.937
2020	.349	18-18	63	24	22	6	2	5	18	47	.746	13	3	18	1	.469	2	1	4-7	6	.870
TOTAL	.321	74-74	290	62	93	19	2	7	50	137	.472	37	6	70	7	.399	8	5	20-26	14	.919



ALEX GREENE

19

OF/RHP • Fr. • 6-1 • 190 • R-R
Edgewater, Md.
DeMatha Catholic

DEMATHA CATHOLIC HIGH SCHOOL

- Four-year varsity starter in baseball at DeMatha Catholic
- As a sophomore earned First Team Washington Catholic Athletic Conference honors, was a USA Today First Team All-State selection and was a First Team MaxPreps sophomore All-American
- Ranked the No. 3 player in the state of Maryland and No. 106 nationally by Perfect Game
- Was a part of nine All-Tournament teams at various Perfect Game events
- Played travel baseball for the Richmond Braves (four years) and the Kansas City Royals Scout team (one year)
- Graduated DeMatha with Honors and a 3.7 GPA

PERSONAL

- Born in Annapolis, Md.
- Son of John & Lisa Greene
- Has a younger sister, Gabby
- Has yet to declare a major at UVA



DREW HAMROCK

5

INF/OF • Jr. • 5-11 • 175 • R-R
Roswell, Ga.
Milton

2020

- Appeared in 11 games and made two starts (both at DH)
- Went 5-for-19 (.263) with a double and five RBI
- Scored a run in eight of the 11 games he appeared in
- Against UMass Lowell on March 10, went 3-for-3 with a double, a run scored and two RBI
- Was 1-for-4 with an RBI and a run scored as a pinch-hitter

2019

- Appeared in 23 games and made six starts (5 in OF, 1 at C)
- Batted .259 (7-for-27) with two doubles eight runs and three RBI
- His first collegiate hit was a double against William & Mary on Feb. 26
- Went 2-for-6 with a double, two runs scored and two RBI against Wagner on March 6

MILTON HIGH SCHOOL


- Four-year starter for Milton
- Scholar Athlete Award winner all four years
- Recipient of the Team Locker Room Presence Award
- No. 23 catcher in the country and No. 5 catcher in the state of Georgia according to Perfect Game
- Rated No. 46 on Perfect Game's Top-100 freshman in the ACC prior to the 2019 season

PERSONAL

- A Systems Engineering major at UVA
- Son of Kent and Lisa Hamrock
- Born in Roswell, Ga.
- Has an older brother, Kyle

HAMROCK'S CAREER STATS

Year	Avg.	G-GS	AB	R	H	2B	3B	HR	RBI	TB	SLG%	BB	HP	K	GDP	OB%	SF	SH	SB-A	E	FLD%
2019	.259	23-6	27	8	7	2	0	0	3	9	.333	3	2	9	0	.375	0	0	2-3	1	.967
2020	.263	11-3	19	8	5	2	0	0	5	7	.368	7	2	3	0	.483	1	1	0-0	0	1.000
TOTAL	.261	34-9	46	16	12	4	0	0	8	16	.348	10	4	12	0	.426	1	1	2-3	1	.981



CONNOR HINCKS 23


INF • Fr. • 6-2 • 180 • R-R
Western Springs, Ill.
Benet Academy

BENET ACADEMY

- Played travel ball with Team Demarini Illinois / Rake City for eight years
- Three-year letterwinner at Benet Academy
- The No. 11th overall player in Illinois according to Prep Baseball Report
- An All-Dupage County and Naperville Sun All-Area selection as a junior
- A two-way player throughout his career, tallying the most relief appearances on the team's pitching staff as a sophomore while also playing shortstop
- Voted the team's Most Valuable player his junior season after batting .433 with 20 RBIs, 28 runs and 12 stolen bases
- An honor roll student every year at Benet Academy

PERSONAL

- Son of Pat & Jacki Hincks
- Has two siblings, Paddy and Aidan
- Yet to declare a major at UVA
- His father Pat played college baseball at St. Mary's University (Minn.)



CHRISTIAN HLINKA 6

OF • Sr. • 6-3 • 215 • L-R
Frenchtown, N.J
Delaware Valley Regional

2020

- Appeared in 11 games and made seven starts (all at DH)
- Went 8-for-25 (.320) with four home runs, a triple and nine RBI
- Hit a home run in three consecutive games in which he played - both games of a doubleheader against Bucknell and a solo blast against William & Mary on Feb. 25
- Went on to hit his fourth home run in five games in which he played with a two-run homer against Dartmouth on Feb. 29
- His four home runs were tied for the second most on the team
- He was one of nine hitters in the NCAA with four home runs in 11 games or less
- He and Samford's Tyler McManus were the only two hitters in the country to hit four or more homers with 25 or less at bats
- Was the team's top pinch-hitter - went 2-for-4 (.500) with a homer and two RBI

2019

- Sat out the 2019 season due to injury
- Included on the ACC Academic Honor Roll
- In the summer of 2019, played for the Charlottesville Tom Sox where he batted .346 (36-for-104) with three home runs and 26 RBI. The Tom Sox won the 2019 Valley League Championship

2018

- Listed on the ACC Academic Honor Roll
- Appeared in 16 games with two starts (at DH vs. ECU on 2/25; LF at Miami on 3/23)
- Collected five hits in 20 at bats (.250), scored three runs and drove in three
- As a pinch-hitter went 4-for-10 with two runs scored and two RBI
- Recorded an outfield assist against Miami on 3/23, cutting down a potential go-ahead run at third in the 7th inning
- One of his six putouts on the year, one was a diving catch in LF to end the top of the eighth inning against Clemson on Apr. 28

DELAWARE VALLEY REGIONAL HIGH SCHOOL

- Enrolled in July 2017 at UVA after graduating a year early
- Had .400 career batting average
- Three-time First-Team All-County and All-Skyland Conference honoree
- Led team to first state sectional championship in 57 years in 2016
- Broke program's single-season RBI record his freshman year and set the record again his sophomore year; finished with 70 career RBI


- Was two-time team captain in baseball and also was a team captain in basketball
- Twice named team MVP
- Played outfield, shortstop and pitcher while in high school
- Coached by Marty White
- Played three years on basketball team (forward) and averaged 11 points per game
- Led team to the 2017 conference championship and its first district tournament finals appearance
- Member of National Honor Society and Distinguished Honor Roll

PERSONAL

- A Public Policy and Leadership major
- Son of Vasil and Joanne Hlinka
- Has one brother, Matt
- Father played baseball at Saint Peter's
- Comes from athletic family: cousin (Michal Hlinka) is a professional hockey player in Czech Republic; cousin Brandon Becker wrestled at Indiana University, cousin Robert Becker wrestled at George Mason University, and Brandon Becker is a professional MMA fighter; cousin Vicky Becker was an alternate for the U.S. women's field hockey team.

HLINKA'S CAREER STATS

Year	Avg.	G-GS	AB	R	H	2B	3B	HR	RBI	TB	SLG%	BB	HP	K	GDP	OB%	SF	SH	SB-A	E	FLD%
2018	.250	16-2	20	3	5	0	0	0	3	5	.250	0	0	5	1	.250	0	0	0-0	0	1.000
2020	.320	11-7	25	7	8	0	1	4	9	22	.880	2	0	9	0	.370	0	0	0-0	0	.000
TOTAL	.289	27-9	45	10	13	0	1	4	12	27	.600	2	0	14	1	.319	0	0	0-0	0	1.000



JACOB HODOROVICH 17

RHP • So. • 6-0 • 205 • R-R
Scott Township, Pa.
Lakeland Junior Senior

2020


- Pitched in four games and made one start
- Logged a total of four innings, two in relief
- Made his first collegiate start on the mound in the season finale against UMass Lowell on March 11
- Struck out two of the three batters he faced in a one inning of relief against Richmond on March 3

LAKELAND JR. SR. HIGH SCHOOL

- Earned All-Conference and All-Region honors during his prep career
- Served as the team captain
- Established school records for career strikeouts, career wins and single-season strikeouts
- Inducted into his high school's hall of fame

PERSONAL

- Yet to declare a major at UVA
- Son of John and Deborah Hodorovich
- Has a younger sister Abby



NIC KENT

INF • Jr. • 6-2 • 185 • R-R
Charlottesville, Va.
St. Anne's Belfield

4



PAUL KOSANOVICH

RHP • Gr. • 6-4 • 245 • R-R
San Gabriel, Calif.
Temple City/East Los Angeles College

33

2020

- Started and batted leadoff in all 18 games (17 at SS; 1 at 2B) - Has started in 67-straight games, the second-longest active streak on the team
- Batted .328 (22-for-67) with four doubles, a home run and seven RBI
- Put together four-hit games against Bucknell-1 and Dartmouth, two of the team's three four-hit efforts
- Against Dartmouth on Feb. 28 went 4-for-4 with three runs scored, a home run and three RBI
- Went 5-for-11 (.455) with two doubles, two runs scored and three stolen bases in series against then-No. 7 NC State
- Extended his hit streak from 2019 to 15 games with hits in the first two games of the season against Oklahoma
- Reached base in 13-straight games Feb. 19 - March 8, the second longest streak on the team

2019

- Named a Second Team Freshman All-American by D1Baseball.com
- Listed on Collegiate Baseball Newspaper's Freshman All-America team
- First Virginia freshman to earn First Team All-ACC Honors since Danny Hultzen in 2009 and first Cavalier position player to be on the first team since Dean Pallotta in 1973
- Included on the 12-man ACC All-Freshman team
- Lone Cavalier freshman on ACC All-Academic team, also a member of the ACC Academic Honor Roll
- Played in all but one of the 56 games in 2019 and made 52 starts (all at 2B)
- His .337 (68-for-202) batting average was the second-highest on the team and 11th-highest in the ACC
- Led the ACC and ranked 15th in the country with 12 sacrifice bunts
- Led the team and tied for eighth in the ACC with 17 stolen bases
- Finished the season on a 13-game hit streak and a 16-game reached base streak. During his hit streak he batted .429 (24-for-56) with three doubles and seven RBI
- Put together 11 multi-RBI games to lead the Cavaliers
- Had four-hit games against Norfolk St. (April 10) and Louisville (May 11)
- Batted ninth for 19 of the first 24 games before finishing the season batting second the final 31 games
- Hit his first career homer on March 24 against Pitt, a three-run shot to break a 2-2 tie
- Got an All-Star Game nod playing for the Duluth Huskies in the Northwoods League. Batted .373 (57-for-153) with eight doubles, two home runs and 22 RBI.

ST. ANNE'S BELFIELD

- A two-time first-team VISAA Division I All-State selection
- Earned All-Prep League honors as a junior
- Served as a team captain for both baseball and basketball teams at St. Anne's-Belfield
- Batted .530 as a senior
- Teammates with former Cavaliers Jalen Harrison and Tanner Morris at STAB

PERSONAL

- Yet to declare a major at UVA
- Son of Brian and Missy Kent
- Born in Charlottesville, Va.
- His sister Hayley was a four-year starter on the women's soccer team at William & Mary (2014-17)
- His father Brian spent 17 seasons as the head basketball coach at St Anne's-Belfield and coached Nic in High School
- Recipient of the James E. Rutrough Jr. Endowed Scholarship for Baseball for the 2020-21 academic year

KENT'S CAREER STATS

Year	Avg.	G-GS	AB	R	H	2B	3B	HR	RBI	TB	SLG%	BB	HP	K	GDP	OB%	SF	SH	SB-A	E	FLD%
2019	.337	55-52	202	38	68	9	3	3	42	92	.455	25	5	37	0	.417	3	12	17-21	6	.972
2020	.328	18-18	67	17	22	4	0	1	7	29	.433	11	4	10	1	.451	0	1	6-6	3	.943
TOTAL	.335	73-70	269	55	90	13	3	4	49	121	.450	36	9	47	1	.426	3	13	23-27	9	.967

2020

- Appeared in five games, all out of the bullpen
- Struck out eight batters in 8.1 innings of work while allowing only two earned runs
- Struck out the final two batters of the bottom of the fifth against then-No. 7 NC State to leave the bases loaded and preserve a 7-2 UVA lead
- Did not allow an earned run in four of his five outings

2019

- Appeared in 16 games on the mound, 15 came in relief
- Went 4-0 with wins over Villanova (Feb. 24), Duke (March 9), UConn (March 20) and Pittsburgh (March 24)
- Missed a month of action due to illness
- Worked three scoreless outings after his return, including 1.2 innings in two games against then-No. 15 North Carolina
- Tied for the team lead with two holds: on April 24 vs. James Madison (2.0 IP, 0 ER) & on April 26 at UNC (1.0 IP, 0 ER)

PRIOR TO VIRGINIA

- Played one year of football (tight end) at New Mexico Highlands in the fall of 2016
- Transferred to East Los Angeles College prior to the spring of the 2017 to play baseball.
- At ELAC he earned First Team All-State and Pacific Association Southern California All-Region Second Team honors in 2018.
- As a starting pitcher, went 6-4 with a 3.58 ERA and 68 strikeouts in 83 innings pitched at ELAC.

TEMPLE CITY HIGH SCHOOL


- Two-sport athlete, playing football and baseball at Temple City
- Threw a pair of no-hitters in high school, including one to clinch a Temple City playoff berth in the final game of the regular season.
- Went 5-0 with a 2.77 ERA in 30.1 innings pitched his senior year.
- Played quarterback on the football team where he was a two-year letterwinner. Also served as the team captain, earned All-League honors and was named 2015 Offensive Player of the Year.

PERSONAL

- Son of Norman and Anne Kosanovich
- Born in Sleepy Hollow, N.Y.
- Has two younger brothers, Andrew and Daniel
- His grandfather, Bronco Kosanovich played was a center on the Penn State football team and later played for the Pittsburgh Steelers. His cousins Michael and Eli Kosanovich both play football at North Central College.

KOSANOVICH'S CAREER STATS

Year	ERA	W-L	G-GS	CG	SHO/CBO	SV	IP	H	R	ER	BB	K	BAA	WP	HBP	BK
2019	4.85	4-0	16-1	0	0/1	0	26.0	32	15	14	8	18	.311	4	0	0
2020	2.16	0-0	5-0	0	0/0	0	8.1	5	3	2	4	8	.161	0	0	0
TOTAL	4.19	4-0	21-1	0	0/1	0	34.1	37	18	16	12	26	.276	4	0	0



MARC LEBREUX 20

OF • Sr. • 6-1 • 180 • L-R
Montreal, Quebec, Canada
St. Gabriel/Seminole State College

2020

- Started all 18 games in the outfield in his first season at UVA (15 in RF, 3 in LF)
- Batted .303 (20-for-66) with five doubles and 14 RBI
- His 83 plate appearances were the second most on the team and sixth-most in the ACC
- Reached base safely in his final 15 games of the season (tied for the longest streak of any Cavalier in 2020) and 16 of the 18 games he played in
- His team-best, 10-game hit streak ended on the final game of the season
- Tied for the team lead and was tied for second in the ACC with three sacrifice bunts
- Recorded his lone outfield assist, cutting down a runner attempting to score against William & Mary on Feb. 25
- His first hit as a Cavalier was a two-run, two-out single in the top of the eighth in season-opener against Oklahoma
- Reached base five times by going 3-for-5 with four runs scored, two doubles, two walks and three RBI against UMass Lowell on March 10

SEMINOLE STATE COLLEGE (Seminole, Okla.)

- Appeared in 97 games in two seasons for the Trojans
- As a freshman, sported a .408 average (49-for-120) and belted nine home runs
- Stole 20 bases as a sophomore while batting .376 (68-for-181) with nine home runs and 57 RBI

ST. GABRIEL HIGH SCHOOL

- Played for Team Canada in the WBSU 18U World Cup

PERSONAL

- A History major
- Son of Sylvain Lebreux
- Recipient of the Ted Davenport Endowed Baseball Scholarship for the 2020-21 academic year

LEBREUX'S CAREER STATS

Year	Avg.	G-GS	AB	R	H	2B	3B	HR	RBI	TB	SLG%	BB	HP	K	GDP	OB%	SF	SH	SB-A	E	FLD%
2020	.303	18-18	66	18	20	5	0	0	14	25	.379	13	1	7	2	.425	0	3	4-4	1	.974



AVERY MABE 27

RHP • Fr. • 6-4 • 215 • R-R
Wytheville, Va.
George Wythe

GEORGE WYTHE HIGH SCHOOL

- A three-sport athlete at George Wythe, lettering all four years in baseball, golf and basketball
- As a two-year captain of the baseball team, he earned All Mountain Empire honors as a junior and was a two-time member of the Region 1C team
- His junior season, he struck out 101 batters in 54 innings pitched while holding a 1.00 ERA. At the plate he posted a .429 average
- Played four years of varsity golf and was a member of three 1A State Championship teams
- Also a two-year captain of the basketball team and was a three-time second team Mountain Empire honoree. The Maroons qualified for three state tournaments including a state runner-up effort
- Played on the Kansas City Royals Scout Team (2019) and with fellow teammate Alex Greene

PERSONAL

- Born in Marion, Va.
- Son of Daniel & Deanna Mabe
- Has an older sister Taylor
- Yet to declare a major at UVA



GRIFF MCGARRY 25

RHP • Sr. • 6-2 • 190 • R-R
Portola Valley, Calif.
Menlo School

2019

- Appeared in 13 games and made 11 starts
- Primarily a weekend starter for the Cavaliers as a sophomore
- Logged 53.1 innings pitched and struck out 64 batters, tied for the second-most on the team
- Recorded win over Villanova (Feb. 22), Seton Hall (March 2) and Florida State (April 20-2)
- Two of his team-high four quality starts came in ACC play, one run losses to Duke (March 10) and Miami-2 (April 13)
- In his second start of the year, he struck out a career-high nine batters in six innings, allowing just two hits and an run against Villanova
- Against then No. 4 NC State, struck out the first four batters he faced and five of the first six en route to an eight-strikeout performance over 4.2 innings

2018

- Made 11 appearances, including two starts (home opener vs VMI on 2/20 & at VCU on 5/1)
- Struck out 22 batters in 17.2 innings pitched
- Worked four-straight innings of scoreless relief in outings against ECU (2/25), Yale-1 (3/3) and Davidson (3/6)
- Credited with the save after pitching the final three innings in a 14-3 win over Liberty on April 18. Did not allow a run and struck out a season-high, five batters.

MENLO SCHOOL

- Drafted by Texas Rangers in 31st round of 2017 MLB Draft
- Named 2017 MaxPreps California Small Schools Player of the Year
- Was 2017 MaxPreps Small Schools First-Team All-American and Small Schools First-Team All-State
- Named 2017 Honorable Mention All-American and Perfect Game First-Team All-Region by Perfect Game
- Named 2017 Prep2Prep Central Coast Section Senior of the Year
- Was 2017 Peninsula/South Bay Player of the Year by San Francisco Chronicle
- Tabbed 2017 Peninsula Athletic League Ocean Division Player of the Year
- Member of 2016 and 2017 Central Coast Section championship teams at Menlo
- Was team captain his senior year
- Competed in 2016 Area Code Games
- Coached by Sean Riley and also played shortstop in high school

PERSONAL

- Son of Brian McGarry and Lorraine McDonough
- Has one brother, Matt, who played for two years at Vanderbilt before transferring to Santa Clara

MCGARRY'S CAREER STATS

Year	ERA	W-L	G-GS	CG	SHO/CBO	SV	IP	H	R	ER	BB	K	BAA	WP	HBP	BK
2018	8.15	0-2	11-2	0	0/1	1	17.2	19	18	16	16	22	.264	6	2	0
2019	4.56	3-5	13-11	0	0/1	0	53.1	42	29	27	54	64	.216	5	3	0
2020	1.35	3-0	4-4	0	0/1	0	20.0	5	3	3	19	31	.079	5	2	0
TOTAL	4.55	6-7	28-17	0	0/3	1	91.0	66	50	46	89	117	.201	16	7	0



ZACH MESSINGER 29

RHP • Jr. • 6-6 • 225 • R-R
Chandler, Ind.
Castle

2020

- Appeared in seven games, the third most on the staff, including two starts (VMI - 2/19 & William & Mary - 2/25)
- Struck out 22 batters in 13.2 innings while posting a 3.29 ERA
- In his five relief appearances, allowed three earned runs in 7.1 IP and accumulated 15 of his 22 strikeouts.
- In the first game of a doubleheader against Oklahoma on Feb. 15, struck out a career-best, six in 2.1 innings of scoreless relief
- Against then-No. 7 NC State struck out four in 1.1 innings of scoreless relief
- His final 2.2 innings of the season, struck out five batters, allowed three hits and did not surrender a run

2019

- Appeared in 16 games as a true freshman and made five starts
- Logged 29 innings where he struck out 21 batters and pitched to a 4.03 ERA
- Virginia was 4-1 when he started on the mound
- In his collegiate debut was credited with the win in UVA's home opener against VMI (Feb. 19) after he threw three innings of scoreless relief and struck of five batters
- In the month of April made six appearance where he yielded just one run in 11 innings

CASTLE HIGH SCHOOL

- Lettered in baseball (four years) and basketball (three years) at Castle
- Served as a team captain in both sports
- Named the 2018 Courier & Press All-Metro Player of the Year
- A First Team Academic All-State selection in both baseball and basketball
- Three-time Courier & Press First Team All-Metro
- Three-time First Team All-Southern Indiana Athletic Conference selection
- As a senior, was named an Indiana South All-Star and earned First Team All-State honors from Prep Baseball Report
- Posted a 7-1 record with a 1.66 earned run average in 2018
- Castle High School's 2018 Lonnie Fisher Male Athlete of the Year Award winner
- Rated No. 53 on Perfect Game's Top-100 freshman in the ACC prior to the 2019 season
- Graduated with a 3.97 GPA and was a four-time Scholastic "C" Academic Letter recipient

PERSONAL

- An Media Studies major
- Son of Dennis and Lisa Messinger
- Born in Chandler, Indiana
- Has three brothers, Eli, Tyler and Lucas
- His father, Dennis, played basketball at Olney Central College and his mother, Lisa, played volleyball at the University of Evansville
- Recipient of the G. Richard Fletcher Jr. Scholars Fund scholarship for the 2020-201 academic year

MESSINGER'S CAREER STATS

Year	ERA	W-L	G-GS	CG	SHO/CBO	SV	IP	H	R	ER	BB	K	BAA	WP	HBP	BK
2019	4.03	2-1	16-5	0	0/1	0	29.0	24	19	13	23	21	.224	6	2	0
2020	3.29	0-0	7-2	0	0/0	0	13.2	22	7	5	3	22	.367	2	1	0
TOTAL	3.80	2-1	23-7	0	0/1	0	42.2	46	26	18	26	43	.275	8	3	0



LOGAN MICHAELS 12

C • Gr. • 5-11 • 190 • R-R
DeForest Wis.
DeForest/Madison College

2020

- Appeared in seven games, the third most on the staff, including two starts (VMI - 2/19 & William & Mary - 2/25)
- Struck out 22 batters in 13.2 innings while posting a 3.29 ERA
- In his five relief appearances, allowed three earned runs in 7.1 IP and accumulated 15 of his 22 strikeouts.
- In the first game of a doubleheader against Oklahoma on Feb. 15, struck out a career-best, six in 2.1 innings of scoreless relief
- Against then-No. 7 NC State struck out four in 1.1 innings of scoreless relief
- His final 2.2 innings of the season, struck out five batters, allowed three hits and did not surrender a run

2019

- Appeared in 16 games as a true freshman and made five starts
- Logged 29 innings where he struck out 21 batters and pitched to a 4.03 ERA
- Virginia was 4-1 when he started on the mound
- In his collegiate debut was credited with the win in UVA's home opener against VMI (Feb. 19) after he threw three innings of scoreless relief and struck of five batters
- In the month of April made six appearance where he yielded just one run in 11 innings

CASTLE HIGH SCHOOL

- Lettered in baseball (four years) and basketball (three years) at Castle
- Served as a team captain in both sports
- Named the 2018 Courier & Press All-Metro Player of the Year
- A First Team Academic All-State selection in both baseball and basketball
- Three-time Courier & Press First Team All-Metro
- Three-time First Team All-Southern Indiana Athletic Conference selection
- As a senior, was named an Indiana South All-Star and earned First Team All-State honors from Prep Baseball Report
- Posted a 7-1 record with a 1.66 earned run average in 2018
- Castle High School's 2018 Lonnie Fisher Male Athlete of the Year Award winner
- Rated No. 53 on Perfect Game's Top-100 freshman in the ACC prior to the 2019 season
- Graduated with a 3.97 GPA and was a four-time Scholastic "C" Academic Letter recipient

PERSONAL

- An Media Studies major
- Son of Dennis and Lisa Messinger
- Born in Chandler, Indiana
- Has three brothers, Eli, Tyler and Lucas (all 15 years old)
- His father, Dennis, played basketball at Olney Central College and his mother, Lisa, played volleyball at the University of Evansville
- Recipient of the G. Richard Fletcher Jr. Scholars Fund scholarship for the 2020-201 academic year

MICHAELS' CAREER STATS

Year	Avg.	G-GS	AB	R	H	2B	3B	HR	RBI	TB	SLG%	BB	HP	K	GDP	OB%	SF	SH	SB-A	E	FLD%
2019	.311	45-39	135	20	42	4	0	0	20	46	.341	7	8	12	4	.380	0	5	3-4	2	.994
2020	.316	18-17	57	17	18	6	0	1	16	27	.474	5	4	4	2	.403	1	1	2-2	0	1.000
TOTAL	.313	63-56	192	37	60	10	0	1	36	73	.380	12	12	16	6	.387	1	6	5-6	2	.996



BRANDON NEECK

14

LHP • Jr. • 6-1 • 190 • R-L
Chappaqua, N.Y.
Horace Greeley

2020

- Appeared in three games, all in relief
- Totaled two innings of work, allowed one run and struck out four batters
- Made his collegiate debut on Feb. 22 in the first game of a doubleheader against Bucknell. Pitched one inning, did not allow a run and struck out one

2019

- Sat out 2019 season due to injury

HORACE GREELEY HIGH SCHOOL

- Played in the 2017 Under Armour All-American Game at Wrigley Field
- No. 8 freshman in the ACC according to Perfect Game
- As a senior, posted a 0.84 ERA and struck out 51 batters in 25 innings pitched
- Ranked as the No. 63 recruit in the country and the top left-handed pitcher in the state of New York according to Perfect Game
- 2018 Rawlings-Perfect Game Second Team All-American and First Team All-Region
- Was ranked as the 185th best MLB Draft prospect according to MLB.com, elected to honor college commitment prior to the 2018 Draft.

PERSONAL

- Yet to declare a major at UVA
- Son of Jeff and Lynn Neeck
- Born in Mount Kisco, N.Y.

NEECK'S CAREER STATS

Year	ERA	W-L	G-GS	CG	SHO/CBO	SV	IP	H	R	ER	BB	K	BAA	WP	HBP	BK
2020	4.50	0-0	3-0	0	0/0	0	2.0	2	1	1	4	4	.222	3	1	0



CHRIS NEWELL

9

OF • So. • 6-3 • 200 • L-L
Newtown Square, Pa.
Malvern Prep

2021

- Collegiate Baseball Newspaper Preseason Second Team All-American
- D1Baseball.com Preseason Second Team All-American

2020

- Collegiate Baseball Newspaper co-National Freshman of the Year
- A Second Team All-America selection by Collegiate Baseball Newspaper
- Listed as the ACC's Best Freshman by D1Baseball.com
- Started all 18 games in center field as a true freshman
- Batted 24-for-59 (.407) with five doubles, a triple, four home runs and 20 RBI
- His 19 runs scored were the second most on the team and ranked T-19th in the NCAA
- Led the team in batting average (.407), RBI (20), stolen bases (8) and on-base percentage (.545)
- Ranked in the top-10 in the ACC in RBI (T-2), on-base percentage (2nd), slugging percentage (3rd), runs (T-3rd), total bases (T-4th), stolen bases (T-5th), batting average (9th)
- Co-led the Cavaliers in multi-hit games (8), all eight came over the final 13 games of the year
- Started the season 1-for-11 at the plate and over the final 13 games went 23-for-48 (.479) with five doubles, a triple, four home runs and 20 RBI
- Hit a grand slam against Dartmouth (Feb. 28) as part of a 2-for-4, two-run day
- Drove in a season team-high, five runs against UMass Lowell on March 10
- Lone triple of the season came with the bases loaded and two outs in the eighth inning against Dartmouth to extend UVA lead to 11-4
- Hit additional home runs against Bucknell-1 (Feb. 22), NC State (March 7) and UMass Lowell (March 10)

MALVERN PREP

- 2019 Pennsylvania Gatorade Player of the Year
- 2019 Under Armour All American
- Won three state championships with Malvern Prep and one league championship
- Hit game-tying home run in bottom of the seventh and scored the game-winning run in the 2019 state championship game
- Three-year letterwinner and served as team captain his senior year
- Collected All-State and All-League (Inter Academic League) three times
- Was the No. 9 outfielder in the country and No. 3 overall recruit in Pennsylvania according to Perfect Game
- Drafted by the St. Louis Cardinals in the 37th Round (1,115 overall)

PERSONAL

- Yet to declare a major at UVA
- Son of John and Christine Newell
- Has one sister, Sarah

NEWELL'S CAREER STATS

Year	Avg.	G-GS	AB	R	H	2B	3B	HR	RBI	TB	SLG%	BB	HP	K	GDP	OB%	SF	SH	SB-A	E	FLD%
2020	.407	18-18	59	21	24	5	1	4	20	43	.729	13	5	21	1	.545	0	1	8-8	2	.956



DEVIN ORTIZ

7

INF/RHP • Sr. • 6-2 • 205 • R-R
Nutley, N.J.
St. Joseph Regional

2020

- Started 17 of the team's 18 games, all at first base
- Batted .255 (14-for-55) with three doubles and two home runs
- Both of his home runs were grand slams, becoming one of four UVA players to hit two grand slams in the same season
- Cleared the bases for the first time against Bucknell on Feb. 21
- His second grand slam came on March 10 against UMass Lowell as part of a 2-for-3 effort at the plate
- Accumulated four multi-hit efforts on the year

2019

- Served as the Cavaliers only two-way player of the season
- Made 18 relief appearances and was in the starting lineup five times (4 at DH, 1 at OF)
- Was 4-0 with a 1.78 ERA in 35.1 innings pitched
- Didn't allow a run in his first six appearances of the season (7.0 IP)
- Finished the season without an earned run in his final eight appearances (19.1 IP)
- Earned victories against Georgia Tech (March 15), Old Dominion (April 2), James Madison (April 24) and VCU (April 30)
- Struck out career-high five batters on four different occasions
- Pitched a season-high 4.1 innings in 2-1 victory over James Madison on April 24
- Picked up a three-inning save, the first of his career, in a 6-3 win over Radford on April 16
- Co-led the team with two holds: on April 2 vs. ODU (0.2 IP, 1 ER) & May 17 at Virginia Tech (1.0 IP, 0 ER)
- At the plate batted .421 (8-for-19) with a home run and three RBI
- Launched his first career home run, a solo shot, in the second game of a doubleheader against Seton Hall on March 2
- Went 2-for-2 with three runs scored against Norfolk State on April 10
- As a pinch-hitter was 2-for-4 with a run scored
- In the summer was the MVP of the Florida Gulf Coast League playing for the Bradenton Mafia and was crowned the FGCL Home Run Derby Champion

2018

- Played summer ball for the Kalamazoo Growlers - ranked as the No. 27 prospect in the league by D1Baseball.com
- UVA's only true two-way player in 2018
- Saw action in 21 games, making 16 starts (6 in LF, 6 in CF, 4 at DH)
- On the mound, made four appearances, all in relief
- Credited with the win on Feb. 27 against VMI
- In his collegiate debut on the hill, pitched a 1-2-3 inning that included a strikeout against EKU on Feb. 24
- At the plate was 10-for-60 with two doubles, a triple and five RBI
- Put together, three two-hit performances in 16 starts
- Went 2-for-3 with a double, triple, run scored and an RBI at Louisville on April 20

SAINT JOSEPH REGIONAL HIGH SCHOOL

- Four-year letterwinner under Mark Cieslak at SJRHH
- 2017 Rawlings/Perfect Game 2nd Team All-American
- Second Team All-North Jersey as a senior
- Earned All-State, All-County, All-League & All-Metro accolades over his four-year career
- Went 19-3 on the mound in four seasons including an 8-0 junior campaign
- At the plate, batted .541 (20-for-37) with five home runs in 2017
- Named the 2016 Bergen County Tournament MVP

PERSONAL

- A Philosophy major
- Son of Barbara Mercado and Jose Ortiz Jr.
- Has one sister, Crystal
- His uncle, Daniel Ortiz was drafted by the Texas Rangers in the 1991 MLB Draft
- Recipient of the James O. West Endowed Baseball Scholarship for the 2020-21 academic year

ORTIZ'S CAREER STATS

HITTING

Year	Avg.	G-GS	AB	R	H	2B	3B	HR	RBI	TB	SLG%	BB	HP	K	GDP	OB%	SF	SH	SB-A	E	FLD%
2018	.167	20-16	60	6	10	2	1	0	5	14	.233	2	3	15	1	.231	0	0	0-0	1	.952
2019	.421	10-5	19	8	8	0	0	1	3	11	.579	2	1	3	1	.478	1	1	0-0	0	1.000
2020	.255	17-17	55	11	14	3	0	2	14	23	.418	13	2	8	2	.403	2	1	3-3	1	.991
TOTAL	.239	47-38	134	25	32	5	1	3	22	48	.358	17	6	26	4	.344	3	2	3-3	2	.986

PITCHING

Year	ERA	W-L	G-GS	CG	SHO/CBO	SV	IP	H	R	ER	BB	K	BAA	WP	HBP	BK
2018	18.90	1-0	4-0	0	0/0	0	3.1	5	7	7	5	5	.333	1	1	0
2019	1.78	4-0	18-0	0	0/0	1	35.1	29	8	7	9	38	.215	2	3	0
TOTAL	3.26	5-0	22-0	0	0/0	1	38.2	34	15	14	14	43	.227	3	4	0



BILLY PRICE **40**
LHP • Jr. • 6-6 • 215 • L/L
Morristown, N.J.
Delbarton School

2020

- Appeared in two games out of the bullpen, Bucknell-2 (Feb. 22) and UMass Lowell (March 10)
- Did not allow a run in three innings of relief work and struck out a pair
- Fanned two of the three batters he faced in his season debut against Bucknell on Feb. 22

2019

- Appeared in eight games and made four starts on the mound as a true freshman
- Logged 12 innings and held a 2.25 ERA with nine strikeouts
- Made his collegiate debut against Liberty on March 13, tossed two-thirds of an inning and struck out one
- His first start came against Old Dominion on April 2 where he pitched 2.1 innings and struck out a pair
- Fanned a season-high three batters in a start against Radford on April 16

DELBARTON SCHOOL


- Three-year letterwinner at the Delbarton School
- Helped Delbarton capture the Non-Public A North State Championship as a senior
- Pitched a complete game, two-hitter in the 2017 state championship final, lifting Delbarton to its first championship in 15 years and a No. 1 state finish.
- Was named the Morris County Tournament MVP en route to the 2017 County Championship
- A First Team Non-Public All-State selection as a junior
- Battled large B-cell Non-Hodgkin lymphoma during his senior year
- Rated No. 66 on Perfect Game's Top-100 freshman in the ACC prior to the 2019 season

Personal

- An American Studies major
- Born and raised in Morristown, N.J.
- Son of Michael Price and Diana Chaney
- His brother Robbie is a RHP at Tulane

PRICE'S CAREER STATS

Year	ERA	W-L	G-GS	CG	SHO/CBO	SV	IP	H	R	ER	BB	K	BAA	WP	HBP	BK
2019	2.25	0-0	8-4	0	0/0	0	12.0	9	3	3	5	9	.209	2	0	0
2020	0.00	0-0	2-0	0	0/0	0	3.0	1	0	0	1	2	.111	0	0	0
TOTAL	1.80	0-0	10-4	0	0/0	0	15.0	10	3	3	6	11	.192	2	0	0



RECE
RYCHEY **28**
LHP • Fr. • 6-4 • 175 • L/L
Huntingdon, Pa.
Huntingdon Area

HUNTINGDON AREA HIGH SCHOOL

- No. 1 ranked pitcher and No. 3 overall in Pennsylvania according to Perfect Game
- Four-year letterwinner in baseball at Huntingdon Area, also lettered in golf and basketball in high school
- Won the Pennsylvania Interscholastic Athletic Association District Six Male Sportsmanship Award (2019-2020 Seasons)
- Played travel baseball for Flood City Elite (2014-2019)

PERSONAL

- Son of Randall & Shannon Ritchey
- Has an older brother Ryan
- Has yet to declare a major at UVA



BRENDAN RIVOLI **8**
C/OF • Sr. • 6-1 • 190 • L-R
Douglassville, Pa.
Daniel Boone

2020

- Started all 14 games of which he appeared (7 in LF, 5 at DH & 2 at C)
- Batted .320 (16-for-50) with a double and a triple
- Went 3-for-3 with three RBI in second game of doubleheader against Bucknell on Feb. 22
- Against then-No. 7 NC State on March 8 went 2-for-4 with a triple and an RBI
- All six of his multi-hit games came in his last 10 starts
- Had a team-best, two outfield assists

2019

- Started all 51 games in which he appeared (31 in LF & 20 at DH)
- Co-led the Cavaliers in RBI with 42 and was third on the team with a .320 batting average
- His 13 doubles and five home runs were both tied for second most on the club
- Over the final 15 games of the season batted .379 (22-for-58) with five doubles, a triple and 17 RBI
- Put together 21 multi-hit games, the second most in the league
- In opening game of Georgia Tech series, went 4-for-5 with two runs, a home run and three RBI
- Hit a pair of home runs in 2-for-5 effort, four-RBI day at James Madison on April 9
- Drove in seven runs in three games against Virginia Tech after going 6-for-13 with a double

2018

- Appeared in 33 games with 18 starts (all at DH)
- Batted .247 (21-for-85) with five doubles, a triple, two home runs and 15 RBI
- Hit a walk-off double in the 12th inning to help UVA get past George Washington on April 17, part of a 2-for-6 effort at the plate
- Go-ahead RBI single in the ninth inning to clinch series at Louisville on April 22
- Homered in the nightcap of a doubleheader against UNC on April 14
- First career home run was a solo shot in the nightcap of a doubleheader against Virginia Tech on April 6
- Tied the game up with one-out triple in the bottom of the ninth to help eventually clinch the series against Virginia Tech on April 8
- Went 5-for-11 and hit for the series cycle in the Virginia Tech series

DANIEL BOONE HIGH SCHOOL

- Three-time All-County selection (Reading Eagle, Berks County, All-League), All-Conference
- Three-time All-Area pick (Pottstown Mercury)
- Four-time Carpenter Cup selection
- Was Big 26 Baseball selection (PA vs MD) in 2016
- Was four-year varsity starter
- Earned team's Sportsmanship/MVP Award
- Coached by Jason McCord at DBHS


- Also played two years of ice hockey (left wing) and was an All-Berks County selection his sophomore year (scored 27 goals)
- Scored the game-winning overtime goal as DBHS earned its first-ever EPSHL championship in 2015

PERSONAL

- A Foreign Affairs major
- Son of Mark and Kendra Rivoli
- Has one older sister, Kayla

RIVOLI'S CAREER STATS

Year	Avg.	G-GS	AB	R	H	2B	3B	HR	RBI	TB	SLG%	BB	HP	K	GDP	OB%	SF	SH	SB-A	E	FLD%
2018	.247	33-18	85	11	21	5	1	2	15	34	.400	4	2	17	1	.297	0	0	0-1	0	1.000
2019	.320	51-51	206	39	66	13	1	5	42	96	.466	13	11	29	2	.386	3	0	0	2	.956
2020	.320	14-14	50	6	16	3	1	0	11	21	.420	5	2	3	1	.390	2	0	2-2	0	1.000
TOTAL	.302	98-83	341	56	103	21	3	7	68	151	.443	22	15	49	4	.366	5	0	7-10	2	.975



NATE SAVINO 30

LHP • So. • 6-3 • 195 • L-L
Sterling, Va.
Potomac Falls

2020

- Started three of the four games in which he appeared
- Served as the Sunday starter for the final three series of the season
- Made his collegiate debut in the second game of a doubleheader against Oklahoma on Feb. 15. Worked a perfect eighth inning before allowing two runs in the ninth
- In three starts, allowed two earned runs over 9.1 total innings (1.93 ERA)
- Struck out a season-high four batters in four innings of work against Dartmouth on March 1
- Earned his first collegiate victory in the rubber game of a three-game series against then-No. 7 NC State. Pitched four innings, scattered three hits and allowed an earned run while fanning two.

POTOMAC FALLS HIGH SCHOOL

- 2019 Virginia Gatorade Player of the Year
- A member of the USA Baseball 18U National Team
- Pitched in the 2019 Under Armour All-American Game at Wrigley Field in Chicago and the 2019 Perfect Game All-American Classic at Petco Park in San Diego.
- In three seasons at Potomac Falls, went 13-4 with a 1.25 ERA and 220 strikeouts to 45 walks in 112.1 innings
- Rated as the No. 4 prospect in the nation by Perfect Game and Baseball America
- Named the Conference Player of the Year and Region Player of the Year as a junior
- Graduated high school in December of 2019 and enrolled at UVA in January of 2020

PERSONAL

- Yet to declare a major at UVA
- Son of Ron and Julie Savino
- Has two siblings, RJ and Hayley

SAVINO'S CAREER STATS

Year	ERA	W-L	G-GS	CG	SHO/CBO	SV	IP	H	R	ER	BB	K	BAA	WP	HBP	BK
2020	3.38	1-0	4-3	0	0/0	0	10.2	8	6	4	5	10	.190	3	2	0



LUKE SCHAUER 45

LHP • Fr. • 6-2 • 210 • L-L
Washington, D.C.
St. John's College

ST JOHN'S COLLEGE HIGH SCHOOL

- Three year varsity baseball letterwinner and served as a team captain his senior year
- Top-ranked LHP and No. 2 overall player in DC according to Perfect Game
- Helped St. John's to two Washington Catholic Athletic Conference championships and one DC state Championship
- Earned First Team All-DC State honors and a Washington Post All-Met honorable mention as a junior

- Led his team in saves as a sophomore with four and had a team-high 43 strikeouts and six wins his junior season
- Played travel baseball for the Diamond Skills Dodgers (2013-2019)

PERSONAL

- Born in Washington, D.C.
- Son of David & Krista Schauer
- Has two older brothers, Adam and Zach
- His father David played college baseball at Liberty University
- Has a yet to declare major at UVA



STEPHEN SCHOCH 37

RHP • Gr. • 6-5 • 235 • R-R
Laurel, Md.
Our Lady of Good Counsel

2020

- Ranked No. 40 in D1Baseball.com's Top 50 relief pitchers in college baseball
- Led the team and was tied for second in the NCAA with 11 appearances, all out of the bullpen
- Struck out 24 batters in 16.2 innings while pitching to a 1.62 ERA
- Ranked second in the ACC and 8th in the NCAA with five saves
- One of six pitchers to throw at least four innings and not allow a run in ACC play
- In series against then-No. 7 NC State, pitched four innings of scoreless relief including a five-out save in the series opener. Came back in the finale to throw 2.1 innings of shutout baseball
- Struck out season-high three batters on five different occasions, three times in just one inning of work
- Used 13 pitches and struck out the side against VMI on Feb. 19 to record his first save in a Cavalier uniform
- Earned his first win in the season finale against UMass Lowell on March 11 after not allowing a run over two innings

PRIOR TO VIRGINIA

- Played the last three seasons at UMBC (2017-19) after transferring from Appalachian State (2016)
- Sat out the 2017 season due to NCAA transfer rules
- Left UMBC as the program's all-time leader in saves (13) and single-season saves record holder (10 - 2018)
- In two seasons at UMBC, logged 110.1 innings and struck out 135 batters while pitching to a 2.61 ERA
- His 11.01 strikeouts per nine innings over his two seasons is also a program best.
- Earned Second Team All-America East honors in 2019 after going 6-4 with a 3.59 ERA and 64 strikeouts in 52.2 innings pitched
- Was the third player ever at UMBC to pitch in the Cape Cod League (2019) where he was a CCL All-Star and the Most Valuable Pitcher for the Cotuit Kettleers
- In his summer after sitting out, pitched for the Bethesda Big Train of the Cal Ripken League and did not allow a run in 26.1 innings pitched, struck out 33 and did not walk a batter
- As a freshman at Appalachian State, appeared in 17 games (second most on team) and posted a 4.48 ERA with 35 strikeouts in 34.1 innings pitched

OUR LADY OF GOOD COUNSEL

- Four-year letterwinner in baseball
- Named the Washington Athletic Conference Player of the Year his senior season and earned back-to-back First Team All-Conference nods
- Finished the regular season of his senior season with a 0.00 ERA in 53.1 innings with 45 strikeouts and just three walks.

PERSONAL

- Son of Martin and Susan Schoch
- Has an older brother Nicolas and an older sister Sarah

SCHOCH'S CAREER STATS

Year	ERA	W-L	G-GS	CG	SHO/CBO	SV	IP	H	R	ER	BB	K	BAA	WP	HBP	BK
2016*	4.46	0-0	19-0	0	0/1	0	34.1	40	23	17	13	34	--	0	0	0
2018*	1.72	1-6	24-0	0	0/0	10	57.2	42	12	11	19	71	.202	2	6	3
2019*	3.59	6-4	19-2	0	0/0	3	52.2	53	21	21	19	64	.256	3	6	0
2020	1.62	1-1	11-0	0	0/1	5	16.2	10	3	3	5	24	.167	1	1	0
TOTAL	1.62	1-1	11-0	0	0/1	5	16.2	10	3	3	5	24	.167	1	1	0
All*	2.90	8-11	73-2	0	0/2	18	161.1	145	59	52	56	193	.305	6	13	3

* Previous School



JIMMY SULLIVAN **31**

OF • Jr. • 6-5 • 215 • L-L
Wethersfield, Conn.
Wethersfield

2020

- Appeared in 10 games and made seven starts, all in left field
- Went 7-for-30 (.233) with four home runs and seven RBI
- Hit his four home runs in a string of five starts and 15 at bats
- First collegiate home run came against Dartmouth on Feb. 29 and went off the top of the scoreboard in right center field at Disharoon Park. The long ball was part of back-to-back home runs with Christian Hlinka in the fourth inning
- Capped a three-run second inning with a two-run homer in a 7-3 win over then-No. 7 NC State on March 6
- Hit opposite field home runs against Richmond (March 3) and UMass Lowell (March 10)

2019

- Listed on the ACC Academic Honor Roll

WETHERSFIELD HIGH SCHOOL

- Four-year letterwinner in baseball and basketball at Wethersfield
- 2018 Hartford Courant Player of the Year and three-time All-Conference selection
- A three-time All-Conference and two-time All-State honoree
- Helped Wethersfield capture the 2018 Class L Connecticut State Championship his senior year. In the state championship game, went 4-for-5 with two triples, two home runs, six RBI and four runs scored.
- Batted .525 with 42 hits, six home runs and 31 RBI in his final prep season
- Also recognized as a two-time All-Conference performer in basketball

PERSONAL

- A History major
- Son of Jim and Maureen Sullivan
- Born in Wethersfield, Conn.
- Has one sister, Kathleen

SULLIVAN'S CAREER STATS

Year	Avg.	G-GS	AB	R	H	2B	3B	HR	RBI	TB	SLG%	BB	HP	K	GDP	OB%	SF	SH	SB-A	E	FLD%
2020	.233	10-7	30	7	7	0	0	4	7	19	.633	1	1	6	0	.281	0	1	2-2	2	.889



ALEX TAPPEN **13**

OF • Sr. • 6-2 • 210 • R-R
Lower Gwynedd, Pa.
Wassahickon

2020

- Started all five games in which he appeared (3 in RF, 1 at DH & 1 at 1B)
- Missed 13 games due to injury
- Went 4-for-17 (.235) with a double and an RBI
- Had a hit in four of the five games and reached base in all five games

2019

- Started 34 of the 46 games in which he appeared, all 34 starts came in right field
- Batted .228 (29-for-127) with five doubles, three home runs and 23 RBI
- Went 2-for-5 with two runs scored, a home run and four-RBI in the nightcap of a doubleheader against Florida State (April 20)
- Collected three hits, including two doubles while driving in three runs against Norfolk State on April 10

2018

- One of three players to start in all 54 games, only player to start all at same position (RF)
- Listed on the ACC Academic Honor Roll
- Batted .262 with 13 doubles (2nd most on team), four home runs and 36 RBI

- Credited with three outfield assists (vs. ECU- 2/24; at Duke- 3/9; - vs Clemson - 4/27 second most on the club
- Hit the team's lone grand slam of the season in a 12-4 win over Radford on April 11. Finished the night 2-for-5 with 5 RBI
- Tied the game in the ninth inning with a two-out RBI double in an eventual series clinching win at Louisville on April 22
- Went 3-for-4 with a HR, triple and 3 RBI in series clincher vs. Georgia Tech on May 14
- Hit a two-run HR at Wake Forest (5/18) as part of a 2-for-5, 3 RBI effort at the plate
- Put together a 10-game hit streak from May 1-22 that included five multi-hit efforts
- Recorded 15 multi-hit games and nine, multi-RBI games, both tied for the second most on the team

WISSAHICKON HIGH SCHOOL


- 2017 Perfect Game Honorable Mention All-American
- Three-time First-Team All-American Conference honoree at third base
- Named team captain his junior and senior years
- Third-Team All-American Conference pick at DH his freshman year (Suburban One League)
- Two-time First-Team All-Southeastern PA selection
- Third-team All-Southeastern PA
- 2017 Perfect Game First Team All-Region
- Coached by John Bernhardt
- Also played four years of basketball (forward) and three years on soccer team (forward); was basketball team captain his junior year

PERSONAL

- An Economics major
- Son of Roger and Kathy Tappen
- Has one older sister, Taylor-Morgan, and one younger brother, Jackson
- Grandfather, Harry Tappen, played baseball and football at Thiel College (1959-62)
- Recipient of the Charles R. Hooff Jr. Endowed Baseball Scholarship for the 2020-21 academic year

TAPPEN'S CAREER STATS

Year	Avg.	G-GS	AB	R	H	2B	3B	HR	RBI	TB	SLG%	BB	HP	K	GDP	OB%	SF	SH	SB-A	E	FLD%
2018	.262	54-54	210	24	55	13	1	4	36	82	.390	14	6	37	6	.321	4	2	3-5	4	.962
2019	.228	46-34	127	28	29	5	0	3	23	43	.339	11	4	24	4	.303	3	0	4-5	1	.982
2020	.235	5-5	17	2	4	1	0	0	1	5	.294	0	1	2	0	.263	1	1	0-1	2	.867
TOTAL	.249	105-93	354	54	88	19	1	7	60	130	.367	25	11	63	10	.312	8	3	7-11	7	.960



KYLE TEEL **3**

C/INF • Fr. • 6-1 • 190 • L-R
Mahwah, N.J.
Mahwah

MAHWAH HIGH SCHOOL

- Named the 2020 New Jersey Gatorade Player of the Year
- The No. 1 overall player in the state of New Jersey according to Perfect Game
- 2019 Second Team All-State selection as a shortstop. Also spent time as an outfielder, pitcher and catcher during his prep career.
- One of 80 players invited to the Major League Baseball Prospect Development Pipeline League in August of 2019
- Ranked as the nation's No. 16 prospect in the Class of 2020 by Prep Baseball Report and the No. 41-ranked player in the country by Baseball America.
- As a junior in 2019, batted .574 (35-for-61) with eight homers, 31 RBIs, posted an on-base percentage of .678 and a slugging percentage of 1.164. He struck out twice and drew 21 walks. On the mound he went 3-0 with three saves and fanned 16 in 11.2 innings.
- In the summer of 2020, played for the Wisconsin River Rafters of the Northwoods League. Appeared in 31 games, batted .258 (25-for-97) with three home runs, four doubles and 18 RBI
- Played travel ball for Canes Baseball (2017-19)

PERSONAL

- Born in Ridgewood, N.J.
- Son of Garrett Teel and Janine Libutti
- Has one brother, Aidan
- His father Garrett was a 11th round draft pick (318th overall) of the Los Angeles Dodgers in the 1989 draft. He spent five seasons in the organization both as a player and coach.
- Has yet to declare a major at UVA



**MIKE
VASIL**

48

**RHP • Jr. • 6-4 • 225 • R-R
Wellesley, Mass.
Boston College**

2020

- Made four weekend starts, three of them were quality starts (most on the staff)
- Went 2-0 with a 2.45 ERA (17th lowest in the ACC) in 22 total innings pitched
- Fanned 23 batters, the fourth-most on the staff
- Struck out a career-best 10 batters in six innings in the first game of a doubleheader against Bucknell. Carried a no-hitter into the fifth and retired 13 of the first 14 batters he faced, including 11 in-a-row
- Took a no-decision after going six innings and allowed only two run while striking out six against then-No. 7 NC State on March 7
- Earned his second win of the season in a 78-pitch, six-inning performance against Dartmouth on Feb. 29. Allowed two runs and struck out three batters

2019

- Made 12 starts on the mound and made one relief appearance as a true freshman
- Was in the weekend rotation for the duration of the season
- Logged 57.2 innings pitched, the third most on the staff
- Combined for a shutout in his first collegiate win on March 4 against Wagner
- Struck out a season-high seven batters in 6.2 innings in a 6-5, series clinching win at Notre Dame on April 6
- Went seven innings, allowed two runs and struck out four in a 10-2 win over then-No. 5 Louisville on May 10

BOSTON COLLEGE HIGH SCHOOL

- The 2017 Massachusetts Player of the Year
- First Team All-State pick by USA Today
- Went 22-4 with a 1.06 ERA in 191 innings pitched while striking out 217 in his prep career
- Rated as the No. 1 overall player in the state of Massachusetts and 7th best pitcher in the country by Perfect Game
- Three-time Boston Globe and Boston Herald All-Scholastic Team
- Earned All-Conference accolades in basketball as a senior
- Earned BC High's 2018 Scholar Athlete Award
- Rated the No. 2 Freshman in the ACC by Perfect Game prior to the 2019 season

PERSONAL

- An American Studies major
- Born in Boston, Mass.
- Son of Gregory and Katherine Vasil
- Has an older sister, Kristina

VASIL'S CAREER STATS

Year	ERA	W-L	G-GS	CG	SHO/CBO	SV	IP	H	R	ER	BB	K	BAA	WP	HBP	BK
2019	5.93	2-6	13-12	0	0/1	0	57.2	68	39	38	22	40	.294	6	3	2
2020	2.45	2-0	4-4	0	0/0	0	22.0	21	6	6	10	23	.256	0	2	0
TOTAL	4.97	4-6	17-16	0	0/1	0	79.2	89	45	44	32	63	.284	6	5	2



**KYLE
WHITTEN**

**RHP • Sr. • 6-3 • 190 • R-R
Manassas Va.
Osborn Park**

2020

- Appeared in seven games, all out of the bullpen
- Did not allow an earned run in his first 8.2 innings pitched
- Credited with two of the team's six bullpen holds - vs. Oklahoma (2/14) and Dartmouth (March 1)
- Had a season-high two strikeouts in three different appearances - Bucknell-2 (Feb. 22), William & Mary (Feb. 25) and Dartmouth (March 1)

2019

- One of five Cavaliers to earn ACC All-Academic Team honors and was also listed on the ACC Academic Honor Roll
- Appeared in a team-high 27 games, all out of the bullpen
- His nine saves were the most on the team and tied for the third most in the ACC
- Credited with wins against Pittsburgh (March 23), VCU (May 14) and Virginia Tech (May 16)
- Saved both ends of the April 6 doubleheader at Notre Dame, the first Cavalier to do so since Branden Kline in 2011
- Was the winning pitcher against Virginia Tech on May 16, the longest game (duration) in UVA history. He tossed two scoreless innings and struck out a pair of batters
- Jumped into the closer role beginning March 15 at Georgia Tech, his first collegiate save. Allowed two earned runs over 10 appearances beginning at GT and recorded six saves in that span
- Co-led the staff with two holds - on Feb. 17 vs. Cal State Fullerton (1.0 IP, 0 ER) & on April 2 vs. ODU (1.2 IP, 0 ER)
- Five of his nine saves came in ACC play

2018

- Made 18 appearances with starts against Liberty (4/18), VCU (5/1) and Richmond (5/15)
- Listed on the ACC Academic Honor Roll
- Struck out 27 batters in 26.1 innings pitched
- In 10 of his 15 relief appearances, did not allow a run
- Credited with wins over Yale (3/4) and Liberty (4/18)
- In his first collegiate start on April 18 vs. Liberty, allowed one run over 4.2 innings pitched while allowing one run

OSBOURN HIGH SCHOOL

- Named First-Team All-State after his senior season in 2017
- Three-time All-County and All-Conference 8 selection
- Was First-Team All-Region pick his junior and senior seasons
- Was 5-2 with 1.94 ERA, 73 strikeouts in 47 innings his senior year
- Also batted .451 with one home run in 2017
- Four-year varsity letterman and three-year team captain
- Named team MVP his senior year
- Coached by Jack Ferrick
- Four-year academic letterman and scholar-athlete

PERSONAL

- An American Studies major
- Son of Ron and Kim Whitten
- Has one older sister, Taylor
- Father player baseball at UVA-Wise

WHITTEN'S CAREER STATS

Year	ERA	W-L	G-GS	CG	SHO/CBO	SV	IP	H	R	ER	BB	K	BAA	WP	HBP	BK
2018	5.81	2-1	18-3	0	0/1	0	26.1	26	18	17	22	27	.271	2	5	0
2019	5.97	3-1	27-0	0	0/0	9	31.2	39	22	21	15	29	.302	5	1	0
2020	2.61	0-1	7-0	0	0/1	0	10.1	10	10	3	5	9	.244	2	0	0
TOTAL...	5.40	5-3	52-3	0	0/2	9	68.1	75	50	41	42	65	.282	9	6	0



MATT WYATT

15

RHP • So. • 6-4 • 210 • R-R
Towson, Md.
Loyola Blakefield

2020

- Appeared in six games on the mound and made two starts
- Logged 12 innings, allowed four earned runs and struck out eight batters
- Did not allow a run over his last 10.1 innings pitched
- Made his first collegiate start on March 3 against Richmond, not allowing a run over three innings
- Earned his first win as a Cavalier in a start against UMass Lowell on March 10 after tossing four hitless innings and striking out two

LOYOLA BLAKEFIELD HIGH SCHOOL

- Four-year baseball letterwinner at LBHS
- An All-Conference performer in each of his last two prep seasons
- No. 1 RHP in the state of Maryland according to Perfect Game

PERSONAL

- Son of Michael and Courtney Wyatt
- Has an older brother, Clark

WYATT'S CAREER STATS

Year	ERA	W-L	G-GS	CG	SHO/CBO	SV	IP	H	R	ER	BB	K	BAA	WP	HBP	BK
2020	3.00	1-0	6-2	0	0/0	0	12.0	7	4	4	7	8	.159	2	1	0

2020 SEASON IN REVIEW

Season of promise cut short by COVID-19 pandemic

RETURN TO THE POLLS

• After going unranked in the preseason the Cavaliers blazing 14-4 start had them either ranked or receiving votes in every major poll and came in as high as 16th according to Perfect Game.

HOME COOKING AT THE DISH

• After dropping two out of three in Pensacola against Oklahoma, the Cavaliers returned home for a 15-game homestand, the longest in the Brian O'Connor era.

• The 14 wins by the Cavaliers were tied for the ninth-most in the nation with 13 coming at Disharoon Park, the second most home wins of any team in the country.

AHEAD OF THE PACK

• Virginia's signature wins of the season came at home against then-No. 7 and previously unbeaten NC State in the lone ACC series of the year.

• In game one, four Cavalier pitchers combined for 15 strikeouts in a 7-3 series opening victory. Coming into the weekend NC State led the country in team batting average.

• The Cavaliers clinched the series on Sunday in front of national television audience on ACC Network. Zack Gelof belted two home runs, the second capped a six-run, second inning. Five of the six runs game with two outs.

• The series victory over NC State was the first since 2013 and it was the second-straight top-10 opponent to fall at Disharoon Park.

ON THE OFFENSIVE


• The Cavaliers scored 10 or more runs in 11 of the 18 games on the season. UVA posted a season-high 24 runs against UMass-Lowell on March 10. It was the fifth highest run total since 2000 and most in more than a decade.

• The Cavaliers finished the season ranked in the top 10 in the NCAA in scoring (9.0 rpg), runs (162), hits (187) and triples (4)

• The Cavaliers homered in nine-straight games from Feb. 25 - March 10. The 22 total homers in 2020 were six shy of their 2019 total.

• Freshman Chris Newell ranked in the top-10 in the ACC in RBI (T-2), on-base percentage (2nd), slugging percentage (3rd), runs (T-3rd), total bases (T-4th), stolen bases (T-5th), batting average (9th).

• Zack Gelof led the ACC in total bases (47), slugging percentage (.746) and runs scored (24). Nationally he ranked in the top-15 in the NCAA in runs (4th) and total bases (11th)



Overall Record: 14-4

ACC Record & Finish: 2-1 / T-2nd in Coastal

Postseason Finish: n/a

Final National Ranking: 16 (PG); 17 (BA);
23 - (CBN); 25 (D1B); RV - (Coaches/
NCBWA)

Special Award Winners

Logan Michaels
Billy Word Memorial Award (Team MVP)

All-Americans

OF Chris Newell
Collegiate Baseball (2nd Team)
3B Zack Gelof
Collegiate Baseball (2nd Team)

Freshman All-Americans

OF Chris Newell
Collegiate Baseball
(co-Freshman of the Year)
Max Cotier
Collegiate Baseball

VaSID All-State

Brian O'Connor - Coach of the Year
OF - Chris Newell - Rookie of the Year
P - Griff McGarry (1st Team)
P - Andrew Abbott (1st Team)
P - Stephen Schoch (1st Team),
2B - Max Cotier (1st Team),
3B - Zack Gelof (1st Team)
C - Logan Michaels (2nd Team)

MISCELLANEOUS STATS

HITTING STREAKS

	Longest	Final
Max Cotier	10	10
Marc Lebreux	10	-
Logan Michaels	9	1
Zack Gelof	6	-
Chris Newell	5	4
Christian Hlinka	5	-
Brendan Rivoli	4	-
Nic Kent	4	1
Alex Tappen	4	-
Jimmy Sullivan	3	-
Devin Ortiz	3	-
Tate Ballestero	1	1
Walker Jenkins	1	-
Drew Hamrock	1	1

REACHED BASE STREAKS

	Longest	Final
Marc Lebreux	15	15
Nic Kent	13	1
Max Cotier	13	13
Logan Michaels	11	11
Chris Newell	9	4
Zack Gelof	6	3
Christian Hlinka	5	-
Devin Ortiz	5	2
Brendan Rivoli	5	-
Alex Tappen	4	-
Jimmy Sullivan	3	-
Drew Hamrock	3	2
Walker Jenkins	2	2
Tate Ballestero	1	1

MULTIPLE-HIT GAMES

	2	3	4	5+	Total
Chris Newell	4	4	-	-	8
Zack Gelof	5	3	-	-	8
Max Cotier	3	4	-	-	7
Brendan Rivoli	5	1	-	-	6
Nic Kent	3	1	2	-	6
Marc Lebreux	3	2	-	-	5
Devin Ortiz	4	-	-	-	4
Jimmy Sullivan	2	-	-	-	2
Logan Michaels	1	-	1	-	2
Christian Hlinka	-	1	-	-	1
Drew Hamrock	-	1	-	-	1
TEAM	30	17	3	-	50

MULTIPLE RBI GAMES

	2	3	4	5+	Total
Zack Gelof	4	2	-	-	6
Chris Newell	2	1	1	1	5
Logan Michaels	3	-	1	-	4
Marc Lebreux	3	1	-	-	4
Christian Hlinka	2	1	-	-	3
Max Cotier	2	-	1	-	3
Jimmy Sullivan	3	-	-	-	3
Devin Ortiz	1	-	2	-	3
Brendan Rivoli	1	1	-	-	2
Nic Kent	-	2	-	-	2
Drew Hamrock	1	-	-	-	1
TEAM	22	8	5	1	36

2020 RESULTS

RECORD: 14-4 **HOME:** 13-2 **AWAY:** 0-0 **NEUTRAL:** 1-2 **ACC:** 1-2

Date	Opponent	W/L	Score	R-H-E	R-H-E	Inns	Overall	ACC	Pitcher of Record	Atten. Time
^ Feb 14, 2020	vs Oklahoma	W	6-0	6-7-1	0-2-0	9	1-0-0	0-0-0	McGarry, G. (W 1-0)	780 2:58
^ Feb 15, 2020	vs Oklahoma-1	L	2-7	2-8-3	7-13-0	9	1-1-0	0-0-0	Harrington C (L 0-1)	- 3:13
^ Feb 15, 2020	vs Oklahoma-2	L	1-5	1-3-2	5-8-0	9	1-2-0	0-0-0	Schoch, S. (L 0-1)	1422 3:13
Feb 19, 2020	VMI	W	4-3	4-3-1	3-8-0	9	2-2-0	0-0-0	Abbott, A. (W 1-0)	2157 2:46
Feb 21, 2020	BUCKNELL	W	6-5	6-6-1	5-4-2	9	3-2-0	0-0-0	McGarry, G. (W 2-0)	2212 3:08
Feb 22, 2020	BUCKNELL-1	W	14-3	14-14-4	3-6-1	9	4-2-0	0-0-0	Vasil, M. (W 1-0)	- 3:16
Feb 22, 2020	BUCKNELL-2	L	10-14	10-9-2	14-14-2	9	4-3-0	0-0-0	Harrington C (L 0-2)	2632 3:54
Feb 23, 2020	BUCKNELL	W	12-3	12-9-1	3-5-3	9	5-3-0	0-0-0	Bales, B. (W 1-0)	2523 3:35
Feb 25, 2020	WILLIAM & MARY	W	8-5	8-13-2	5-13-1	9	6-3-0	0-0-0	Abbott, A. (W 2-0)	2087 3:26
Feb 28, 2020	DARTMOUTH	W	20-1	20-22-0	1-2-2	9	7-3-0	0-0-0	McGarry, G. (W 3-0)	2174 3:07
Feb 29, 2020	DARTMOUTH	W	12-4	12-16-0	4-7-3	9	8-3-0	0-0-0	Vasil, M. (W 2-0)	2260 2:43
Mar 01, 2020	DARTMOUTH	W	4-3	4-5-1	3-9-3	9	9-3-0	0-0-0	Abbott, A. (W 3-0)	2312 2:46
Mar 03, 2020	RICHMOND	W	16-7	16-18-2	7-9-4	9	10-3-0	0-0-0	Bales, B. (W 2-0)	2184 3:35
* Mar 06, 2020	#7 NC STATE	W	7-3	7-8-0	3-9-1	9	11-3-0	1-0-0	Bales, B. (W 3-0)	2548 3:44
* Mar 07, 2020	#7 NC STATE	L	2-6	2-7-2	6-11-0	9	11-4-0	1-1-0	Whitten, K. (L 0-1)	2766 2:43
* Mar 08, 2020	#7 NC STATE	W	10-3	10-14-2	3-7-1	9	12-4-0	2-1-0	Savino, N. (W 1-0)	2884 3:01
Mar 10, 2020	UMASS LOWELL	W	24-5	24-19-0	5-6-4	9	13-4-0	2-1-0	Wyatt, M. (W 1-0)	2072 3:30
Mar 11, 2020	UMASS LOWELL	W	4-3	4-6-1	3-10-2	9	14-4-0	2-1-0	Schoch, S. (W 1-0)	3208 3:17

* = Conference game

^ = Blue Wahoos Classic (Pensacola, Fla.)

() extra inning game

2020 OVERALL STATISTICS

RECORD: 14-4 **HOME:** 13-2 **AWAY:** 0-0 **NEUTRAL:** 1-2 **ACC:** 2-1

PLAYER	AVG	GP-GS	AB	R	H	2B	3B	HR	RBI	TB	SLG%	BB	HBP	SO	GDP	OB%	SF	SH	SB-ATT	PO	A	E	FLD%
Chris Newell	.407	18-18	59	21	24	5	1	4	20	43	.729	13	5	21	1	.545	0	1	8-8	43	0	2	.956
Zack Gelof	.349	18-18	63	24	22	6	2	5	18	47	.746	13	3	18	1	.469	2	1	4-7	15	25	6	.870
Max Cotier	.338	18-18	74	21	25	3	4	1	15	39	.527	8	1	12	1	.410	0	3	3-3	32	35	4	.944
Nic Kent	.328	18-18	67	17	22	4	0	1	7	29	.433	11	4	10	1	.451	0	1	6-6	16	34	3	.943
Brendan Rivoli	.320	14-14	50	6	16	3	1	0	11	21	.420	5	2	3	1	.390	2	0	2-2	22	4	0	1.000
Logan Michaels	.316	18-17	57	17	18	6	0	1	16	27	.474	5	4	4	2	.403	1	1	2-2	149	18	0	1.000
Marc Lebreux	.303	18-18	66	18	20	5	0	0	14	25	.379	13	1	7	2	.425	0	3	4-4	37	1	1	.974
Devin Ortiz	.255	17-17	55	11	14	3	0	2	14	23	.418	13	2	8	2	.403	2	1	3-3	103	8	1	.991

Christian Hlinka	.320	11-7	25	7	8	0	1	4	9	22	.880	2	0	9	0	.370	0	0	0-0	0	0	0	.000
Drew Hamrock	.263	11-3	19	8	5	2	0	0	5	7	.368	7	2	3	0	.483	1	1	0-0	24	0	0	1.000
Alex Tappen	.235	5-5	17	2	4	1	0	0	1	5	.294	0	1	2	0	.263	1	1	0-1	13	0	2	.867
Jimmy Sullivan	.233	10-7	30	7	7	0	0	4	7	19	.633	1	1	6	0	.281	0	1	2-2	16	0	2	.889
Walker Jenkins	.091	4-1	11	1	1	0	0	0	0	1	.091	1	0	0	0	.167	0	0	0-1	2	2	1	.800
Tate Ballester	.083	9-1	12	2	1	0	1	0	2	3	.250	1	1	2	0	.214	0	0	0-0	7	0	1	.875
Totals	.309	18-18	605	162	187	38	10	22	139	311	.514	93	27	105	11	.418	9	14	34-39	486	142	25	.962
Opponents	.230	18-18	622	80	143	27	2	13	72	213	.342	85	17	199	4	.336	5	7	10-13	444	176	29	.955

LOB - Team (142), Opp (170). DPs turned - Team (8), Opp (14). IBB - Team (1), Ortiz, D. 1, Opp (2)

PLAYER	ERA	W-L	APP	GS	CG	SHO/CBO	SV	IP	H	R	ER	BB	SO	2B	3B	HR	AB	B/AVG	WP	HBP	BK	SFASHA
Griff McGarry	1.35	3-0	4-4	0	0/1	0	20.0	5	3	3	19	31	2	0	0	63	.079	5	2	0	0	1
Mike Vasil	2.45	2-0	4-4	0	0/0	0	22.0	21	6	6	10	23	1	0	2	82	.256	0	2	0	0	1

Billy Price	0.00	0-0	2-0	0	0/0	0	3.0	1	0	0	1	2	0	0	0	9	.111	0	0	0	0	0
Andrew Abbott	1.35	3-0	9-0	0	0/1	0	13.1	9	3	2	8	28	1	0	1	50	.180	2	1	0	0	1
Stephen Schoch	1.62	1-1	11-0	0	0/1	5	16.2	10	3	3	5	24	2	0	1	60	.167	1	1	0	0	1
Blake Bales	2.08	3-0	6-0	0	0/0	0	8.2	8	2	2	3	9	0	0	1	32	.250	1	0	0	0	0
Paul Kosanovich	2.16	0-0	5-0	0	0/0	0	8.1	5	3	2	4	8	1	0	0	31	.161	0	0	0	0	0
Kyle Whitten	2.61	0-1	7-0	0	0/1	0	10.1	10	10	3	5	9	1	0	2	41	.244	2	0	0	2	0
Matt Wyatt	3.00	1-0	6-2	0	0/0	0	12.0	7	4	4	7	8	3	0	0	44	.159	2	1	0	0	0
Zach Messinger	3.29	0-0	7-2	0	0/0	0	13.2	22	7	5	3	22	4	1	1	60	.367	2	1	0	0	2
Nate Savino	3.38	1-0	4-3	0	0/0	0	10.2	8	6	4	5	10	1	1	0	42	.190	3	2	0	0	0
Brandon Neeck	4.50	0-0	3-0	0	0/0	0	2.0	2	1	1	4	4	0	0	0	9	.222	3	1	0	0	0
Evan Sperling	6.00	0-0	4-0	0	0/0	0	3.0	3	4	2	3	3	1	0	0	13	.231	1	2	0	0	0
Jake Hodorovich	6.75	0-0	4-1	0	0/0	0	4.0	5	4	3	0	3	1	0	2	19	.263	1	0	0	0	0
Jayson Hoopes	10.80	0-0	2-0	0	0/0	0	1.2	2	2	2	0	1	1	0	1	7	.286	0	0	0	0	0
Chesdin Harrington	12.15	0-2	3-2	0	0/0	0	6.2	17	9	9	3	8	5	0	1	35	.486	0	1	1	1	1
Jacob Baldino	18.00	0-0	4-0	0	0/0	0	4.0	6	9	8	3	5	2	0	1	17	.353	2	1	0	2	0
Cristian Sanchez	18.00	0-0	2-0	0	0/0	0	2.0	2	4	4	2	1	1	0	0	8	.250	1	2	0	0	0
Totals	3.39	14-4	18-18	0	1/1	5	162.0	143	80	61	85	199	27	2	13	622	.230	26	17	1	5	7
Opponents	7.05	4-14	18-18	0	0/0	2	148.0	187	162	116	93	105	38	10	22	605	.309	23	27	4	9	14

PB - Team (2), Hamrock, D. 1, Rivoli, B. 1, Opp (9). Pickoffs - Team (1), Bales, B. 1. SBA/ATT - Michaels, L. (8-11), Whitten, K. (3-3), Vasil, M. (0-2), McGarry, G. (2-2), Messinger (2-2), Wyatt, M. (1-1), Hodorovich (1-1), Hamrock, D. (1-1), Rivoli, B. (1-1), Schoch, S. (0-1), Sanchez, C. (1-1).

2020 CONFERENCE STATISTICS

RECORD: 2-1 **HOME:** 2-1 **AWAY:** 0-0

Player	AVG	GP-GS	AB	R	H	2B	3B	HR	RBI	TB	SLG%	BB	HBP	SO	GDP	OB%	SF	SH	SB-ATT	PO	A	E	FLD%
Nic Kent	.455	3-3	11	2	5	2	0	0	0	7	.636	1	2	2	1	.571	0	0	3-3	2	5	0	1.000
Max Cotier	.357	3-3	14	2	5	0	1	0	4	7	.500	0	0	3	0	.357	0	0	0-0	8	9	1	.944
Chris Newell	.333	3-3	12	3	4	1	0	1	2	8	.667	0	0	5	1	.333	0	0	1-1	9	0	0	1.000
Logan Michaels	.333	3-3	9	4	3	1	0	0	1	4	.444	2	0	0	1	.455	0	1	1-1	28	5	0	1.000
Zack Gelof	.300	3-3	10	3	3	1	0	2	5	10	1.000	2	0	4	0	.357	2	0	2-2	2	4	1	.857
Marc Lebreux	.273	3-3	11	0	3	0	0	0	1	3	.273	1	1	0	0	.385	0	0	1-1	6	0	0	1.000
Devin Ortiz	.143	3-3	7	1	1	1	0	0	0	2	.286	3	0	1	0	.400	0	1	1-1	22	0	0	1.000

Jimmy Sullivan	.333	1-1	3	2	1	0	0	1	2	4	1.333	0	1	1	0	.500	0	0	0-0	0	0	0	.000
Brendan Rivoli	.286	2-2	7	0	2	0	1	0	1	4	.571	0	0	0	1	.286	0	0	0-0	0	0	0	.000
Alex Tappen	.250	2-2	8	1	2	1	0	0	0	3	.375	0	0	1	0	.250	0	0	0-0	4	0	1	.800
Drew Hamrock	.000	1-0	2	1	0	0	0	0	0	0	.000	0	1	1	0	.333	0	0	0-0	0	0	0	.000
Christian Hlinka	.000	1-1	1	0	0	0	0	0	0	0	.000	0	0	1	0	.000	0	0	0-0	0	0	0	.000
Walker Jenkins	.000	1-0	0	0	0	0	0	0	0	0	.000	0	0	0	0	.000	0	0	0-0	0	0	0	.000
Totals	.305	3-3	95	19	29	7	2	4	16	52	.547	9	5	19	4	.387	2	2	9-9	81	24	4	.963
Opponents	.245	3-3	110	12	27	4	1	4	12	45	.409	18	1	32	0	.357	0	0	1-1	75	33	2	.982

LOB - Team (19), Opp (36). DPs turned - Team (0), Opp (6).

PLAYER	ERA	W-L	APP	GS	CG	SHO/CBO	SV	IP	H	R	ER	BB	SO	2B	3B	HR	AB	B/AVG	WP	HBP	BK	SFA	SHA
Stephen Schoch	0.00	0-0	2-0	0	0/0	1	4.0	3	0	0	1	3	2	0	0	15	.200	0	0	0	0	0	0
Griff McGarry	2.25	0-0	1-1	0	0/0	0	4.0	1	1	1	8	5	0	0	0	12	.083	2	1	0	0	0	0
Nate Savino	2.25	1-0	1-1	0	0/0	0	4.0	3	2	1	1	2	0	0	0	16	.188	2	0	0	0	0	0
Mike Vasil	3.00	0-0	1-1	0	0/0	0	6.0	7	2	2	3	6	0	0	1	25	.280	0	0	0	0	0	0

Paul Kosanovich	0.00	0-0	1-0	0	0/0	0	1.2	2	1	0	1	2	1	0	0	8	.250	0	0	0	0	0	0
Zach Messinger	0.00	0-0	1-0	0	0/0	0	1.1	2	0	0	0	4	0	1	0	6	.333	0	0	0	0	0	0
Andrew Abbott	3.38	0-0	2-0	0	0/0	0	2.2	4	1	1	2	6	1	0	1	12	.333	0	0	0	0	0	0
Blake Bales	5.40	1-0	1-0	0	0/0	0	1.2	3	1	1	0	3	0	0	0	8	.375	0	0	0	0	0	0
Kyle Whitten	16.20	0-1	1-0	0	0/0	0	1.2	2	4	3	2	1	0	0	2	8	.250	0	0	0	0	0	0
Totals	3.00	2-1	3-3	0	0/0	1	27.0	27	12	9	18	32	4	1	4	110	.245	4	1	0	0	0	0
Opponents	5.76	1-2	3-3	0	0/0	0	25.0	29	19	16	9	19	7	2	4	95	.305	4	5	0	2	2	2

PB - Team (0), Opp (1). SBA/ATT - McGarry, G. (1-1), Michaels, L. (1-1).

2020 ACC STANDINGS

ACC								OVERALL								
ATLANTIC	W	L	T	Pct.	H	A	w/in Div.	W	L	T	Pct.	H	A	N	Top 25	Stk
Notre Dame	3	0	0	1.000	0-0	3-0	0-0	11	2	0	.846	0-0	9-1	2-1	3-0	W7
Clemson	3	0	0	1.000	3-0	0-0	3-0	14	3	0	.824	13-2	1-0	0-1	0-0	W5
Louisville	2	1	0	.667	0-0	2-1	2-1	13	4	0	.765	10-1	3-3	0-0	1-2	W3
NC State	1	2	0	.333	0-0	1-2	0-0	14	3	0	.824	10-1	2-2	2-0	0-0	W1
Florida State	1	2	0	.333	0-0	1-2	0-0	12	5	0	.706	10-3	2-2	0-0	2-4	W3
Wake Forest	1	2	0	.333	1-2	0-0	1-2	10	8	0	.556	10-4	0-4	0-0	0-3	L2
Boston College	0	3	0	.000	0-0	0-0	0-3	6	9	0	.400	0-0	1-8	5-1	0-3	W1
COASTAL																
Miami	3	0	0	1.000	3-0	0-0	3-0	12	4	0	.750	11-3	1-1	0-0	0-3	W4
Virginia	2	1	0	.667	2-1	0-0	0-0	14	4	0	.778	13-2	0-0	1-2	0-0	W3
Duke	2	1	0	.667	2-1	0-0	0-0	12	4	0	.750	10-2	1-0	1-2	2-1	L2
Georgia Tech	2	1	0	.667	2-1	0-0	2-1	11	5	0	.688	9-3	2-1	0-1	0-3	W1
Virginia Tech	1	2	0	.333	0-0	1-2	1-2	11	5	0	.688	8-0	3-3	0-2	1-2	W3
North Carolina	0	3	0	.000	0-3	0-0	0-0	12	7	0	.632	11-5	0-1	1-1	1-2	W2
Pitt	0	3	0	.000	0-0	0-3	0-0	10	6	0	.625	0-1	0-4	10-1	0-4	L5

2020 ACC CHAMPIONSHIP

CHARLOTTE, N.C.

Did not occur.

- ACC Champion, % NCAA Regionals



DAVENPORT FIELD AT DISHAROON PARK

HISTORY

- Stadium underwent complete overhaul after the 2001 season, making it a premier college facility.
- Bermuda grass playing surface – known as Ted Davenport Field – was dedicated April 13, 2002, against Wake Forest in honor of Thomas “Ted” Edward Davenport, former Executive Director and Secretary/ Treasurer of Virginia Student Aid Foundation.
- Field was named for Davenport to recognize his dedication to student-athletes and leadership role in fundraising.
- Prior to the 2018 season, Virginia completed an 18.6 million expansion project that extended the concourse from the LF foul pole to the scoreboard in RF, nearly 1,000 new seats, a field level club, new hitting facility and coaches offices.
- On March 2, 2018 the stadium was renamed Davenport Field at Disharoon Park, in honor of Leslie B. Disharoon and Ann Merriwether Disharoon, long time donors and supporters of the program. The renaming was made possible by an anonymous donor.

STADIUM FACTS

- The stadium seats 5,359 (third largest in the ACC) and includes a canopied grandstand with nearly 3,000 chairback seats encircling the playing surface, left field bleacher seats, grass hillside seating down the left-field line, 140 permanent field level seats equipped with a lounge and seven suites for lease by fans and corporate sponsors.

FAN SUPPORT

- Disharoon Park welcomed its one millionth fan early in March 2015.
- Virginia has drawn over 1,000,000 fans since 2009, including over 100,000 fans in nine of the last 10 seasons.
- UVA averaged a program-record 3,749 spectators per game in 2014 and has ranked in the top 20 nationally in attendance each of the last 10 years.
- Disharoon Park provides one of the best home-field advantages in college baseball: UVA is 479-146 (.766) at home since 2004.
- The facility has played host to nine NCAA Regionals (2004, 2006, 2007, 2010, 2011, 2012, 2013, 2014, 2016) and five NCAA Super Regionals (2010, 2011, 2013, 2014, 2015).

DISHAROON PARK FACTS AND FIGURES

- Seating Capacity:** 5,359
- Field Dimensions:** 332-370-404-370-332
- Outfield Wall Height:** 6 feet in left and right field; 8 feet from left to right center
- Largest Single-Game Attendance:** 5,074 vs. UNC (April 14, 2012)
- Largest 3-Game Series Attendance:** 14,282 vs. North Carolina (April 18-20, 2014)
- Largest Season Attendance Average:** 3,749 (142,496 total), 2014
- Largest Season Attendance Total:** 142,496, 2014 (38 games)
- Total Attendance:** 1,556, 264 (18 seasons)
- Virginia's Overall Record in Facility:** 492-148 (.769)
- Virginia's ACC Record in Facility:** 157-84 (.652)
- Virginia's Record vs. State Opponents in Facility:** 123-22 (.848)
- First Game:** Feb. 16, 2002, vs. Bucknell
- First Night Game:** March 29, 2002, vs. North Carolina
- First Virginia Win:** Feb. 16, 2002, vs. Bucknell (10-3)
- First Virginia Loss:** Feb. 26, 2002, vs. VCU (13-7)
- First ACC Win:** March 15, 2002, vs. No. 1 Florida State (11-10)
- First Win Over Ranked Team:** March 15, 2002, vs. FSU (11-10)

ATTENDANCE AT DISHAROON PARK

Year	Total Att.	Avg. Att.	Dates	Record
2002	15,802	632	25	11-14
2003	16,298	582	28	19-9
2004	45,000	1,363	33	25-8
2005	41,100	1,141	36	31-5
2006	57,685	1,559	37	32-5
2007	65,661	1,774	37	28-9
2008	61,282	1,571	39	31-9
2009	51,473	1,513	34	29-6
2010	125,959	3,148	40	34-7
2011	125,355	3,298	38	35-5
2012	112,281	3,208	35	26-10
2013	124,374	3,189	39	35-5
2014	142,496	3,749	38	34-4
2015	83,825	3,644	23	13-10
2016	132,308	3,675	36	24-12
2017	107,202	3,248	34	28-6
2018	112,476	3,408	33	21-12
2019	101,668	3,177	33	23-10
2020	34,019	2,429	14	13-2
19 years	1,556,264	2,432	608	492-148

DAVENPORT FIELD AT DISHAROON PARK



STADIUM FEATURES

- Wall padding and new stadium graphics were installed prior to the start of the 2016 season, including tributes to the 2015 National Championship team.
- A refurbished weight room was also unveiled prior to the 2016 campaign.
- A new outfield club, The Clubhouse, opened for the 2014 season.
- A \$1 million playing surface was installed during the summer of 2012, featuring a new irrigation/drainage system, sand-based field, FieldTurf collar behind home plate and synthetic warning track in foul territory.
- A new video board was unveiled for the 2013 season.
- A \$5 million renovation was completed in 2010, bringing a new clubhouse, opponent and umpire locker rooms, meeting, video and training rooms and hall of fame room as well as renovated indoor batting cages and a spacious weight room.
- Spacious home clubhouse was refurbished in 2010 and includes full-size wooden lockers, lounge area, team meeting and video rooms and kitchen as well as expanded training room and coaches' locker room/lounge.
- The stadium addition brought team meeting and video rooms as well as a Hall of Fame area.
- The climate-controlled indoor hitting and pitching facility includes three full-length batting cages and additional area for hitting drills as well as a regulation clay pitching mound, allowing the team to train during any weather conditions.
- Players can lift in the Disharoon Park weight room with the latest equipment and cardiovascular technology.

JPJ AMENITIES

- The 10,000-square foot academic center in John Paul Jones Arena features a large computer area, writing center and study space, including six private tutor rooms and 23 individual study carrels for all Virginia student-athletes to use.
- Cavalier baseball players utilize an athletes-only dining facility in John Paul Jones Arena with a serving and dining area of more than 7,900-square feet and seating capacity of 325.



RYAN ZIMMERMAN HITTING FACILITY



INDOOR PITCHING LAB




DISHAROON PARK WEIGHT ROOM



FIELD LEVEL CLUB



LOCKER ROOM



VIRGINIA BASEBALL HISTORY

PROGRAM HIGHLIGHTS

- 2015 National Champions
- 2,373 wins in 128-year program history
- 17 NCAA tournament appearances, including 14 straight from 2004-17
- Four College World Series appearances (2009, 2011, 2014, 2015)
- Four ACC championships (1972, 1996, 2009, 2011)
- 32 All-America and 72 First-Team All-ACC selections
- Six NCAA regional championships (2009, 2010, 2011, 2013, 2014, 2015)
- 45 former Virginia players have reached the majors, including one member of the Baseball Hall of Fame – Eppa Rixey
- 132 all-time selections in the MLB Draft
- 10 UVA players have competed on USA Baseball national teams



THE COLLEGE WORLD SERIES SINCE 2009

	School	CWS Apps	National Championships	Title Game Apps
1.	Florida	7	1	1
2.	Arkansas	5	0	1
3.	VIRGINIA	4	1	2
	Vanderbilt	4	2	3
	LSU	4	1	2
	Florida State	4	0	0
	North Carolina	4	0	0
	TCU	4	0	0
	Texas	4	0	0
	Texas Tech	4	0	0

RECENT EXCELLENCE

THE O'CONNOR ERA (SINCE 2004)

- Named the D1Baseball.com ACC Program of the Decade (2010s) and Brian O'Connor the ACC Coach of the Decade.
- Virginia has accumulated 498 wins since 2009, the sixth most of any college baseball program.
- UVA has won 714 games since 2004 – an average of more than 42 victories per season, the 5th most in NCAA.
- UVA has four 50-win seasons: 2010 (51), 2011 (56), 2013 (50) and 2014 (53).

THE TOURNAMENT STREAK

- Virginia qualified for 14-straight NCAA tournaments from 2004-17
- Virginia is one of 16 programs in Division I history to have a streak of at least 14 consecutive NCAA tournament appearances.



Tyler Cannon

VIRGINIA BASEBALL HISTORY



NCAA TOURNAMENT SUCCESS

• UVA has won 42 NCAA tournament games since 2009 – tied for the fourth most in the nation in that span.

• 12 of the 42 tournament wins since 2009 have come in the College World Series.

• Virginia has earned four national seeds in the NCAA Tournament, including the No. 1 overall seed in 2011.

BRINGING HOME THE HARDWARE

• Virginia has made four College World Series appearances, including two trips to the CWS Finals.

• UVA has won six NCAA Regional and four Super Regional championships since 2009.

• UVA earned the 2010 and 2011 ACC Coastal Division Championships (regular season).

• Virginia has made four appearances in the ACC Championship game, including titles in 2009 and 2011.

NATIONAL RECOGNITION

• UVA reached the No. 1 national ranking in the polls in 2010, 2011, 2014 and 2015.

• Twenty-nine Cavaliers have earned All-America selections in the last 17 seasons.

• Brian O'Connor has been named National Coach of the Year on three occasions.

SUCCESS AT NEXT LEVEL

• 84 Cavaliers have been selected in the MLB Draft in the last 17 years.

• Virginia had a first round draft pick for five-straight seasons beginning in 2014, the only program in the country to accomplish the feat in that span

• Under Brian O'Connor, 24 former Cavaliers have reached the big leagues.

• The 24 to reach MLB (in chronological order): Ryan Zimmerman, Mark Reynolds, Joe Koshansky, Brandon Guyer, Mike Ballard, Michael Schwimer, Sean Doolittle, David Adams, Phil Gosselin, Kyle Crockett, Chris Taylor, Jarrett Parker, Tyler Wilson, John Hicks, Derek Fisher, Adam Haseley, Danny Hultzen, Branden Kline, Josh Sborz, Matt Thaiss, Joe McCarthy, Brandon Waddell, Pavin Smith and Tommy Doyle

• Doolittle (twice) and Zimmerman each have been named MLB All-Stars and were key contributors in the Nationals' 2019 World Series Championship



Ryan Zimmerman

• Fisher and Taylor squared off against each other in the 2017 World Series. Fisher became the 2nd Cavalier to win a World Series

• Taylor has played in three World Series with the Dodgers (2017, 2018, 2020).

FANS FLOCK TO THE DISH

• Disharoon Park has nearly doubled in seating capacity since opening its doors in 2002; the facility currently seats 5,359.

• Record crowds have flocked to Disharoon Park, as UVA ranked among the top 40 nationally in home attendance



VIRGINIA BASEBALL BY THE NUMBERS

2,373 All-Time Wins

498 Wins Since 2009
(Sixth most in the nation)

4 College World Series Appearances

132 MLB Draft Selections

48 Major Leaguers

14 Former Cavaliers Played in MLB in 2020

14 Consecutive NCAA Tournament Appearances 2004-17
(1 of 16 programs ever to reach 14-straight)

9 Years as NCAA Regional Host Since 2004

4 50-Win Seasons

42 Average Wins Over Last 17 Seasons

9 Top-20 ERA Rankings Over Last 17 Seasons

each the last 10 years, including top 20 rankings each of the last nine seasons.

• Virginia's attendance has increased by over 800 percent since 2003.

• UVA drew more than 100,000 fans in nine of the last 11 years, including a school-record total (142,496) and average (3,749) attendance in 2014.

PITCHING EXCELLENCE

• UVA routinely has one of the top pitching staffs in the country, with a top-three ERA nationally in six of the last 13 years.

• Virginia ranked No. 1 nationally in ERA in 2011 and earned a No. 2 standing in 2014.

2015 NATIONAL CHAMPIONS

TD AMERITRADE PARK OMAHA; OMAHA, NEB.

A year after falling just short at the CWS Finals, Virginia entered the 2015 NCAA Tournament as a longshot. The Cavaliers banded together though to make a remarkable run to Virginia's first NCAA championship.

The Cavaliers battled through a tumultuous, injury-riddled regular season, and were not a lock to even make the 10-team ACC tournament until winning five of their final six league games – including a series sweep at North Carolina – to punch a ticket to the postseason.

Even then, UVA lost its final three games at the ACC tournament before earning a bid to the NCAA tournament as a No. 3 seed in the Lake Elsinore Regional.

The storybook tournament run turned program stalwarts Brandon Waddell, Josh Sborz, Kenny Towns and Nathan Kirby into legends, but more heroes emerged along the way.

Freshmen Adam Haseley, Ernie Clement and Pavin Smith performed like sage veterans, each coming up with head-turning performances at critical times throughout the tournament. Seldom-used senior Thomas Woodruff had the game of his life in Game 2 of the CWS Finals as UVA staved off elimination.

The long and challenging road led to the ultimate coronation – an Omaha dogpile.



ROSTER

2	John La Prise	INF/OF	Jr.
4	Ernie Clement	INF	Fr.
5	Kevin Radford	INF	Sr.
6	Matt Doughty	RHP	Fr.
7	Adam Haseley	LHP/OF	Fr.
8	Robbie Coman	C	Jr.
9	Kenny Towns	INF	Sr.
10	Pavin Smith	1B/OF	Fr.
11	Bennett Sousa	LHP	Fr.
12	Charlie Cody	INF/OF	Fr.
13	Alec Bettinger	RHP	So.
14	Derek Casey	RHP	Fr.
16	Tommy Doyle	RHP	Fr.
17	Jack Roberts	RHP	So.
18	Justin Novak	INF/C	Fr.
19	Nathan Kirby	LHP	Jr.
20	Brandon Waddell	LHP	Jr.
21	Matt Thaiss	C	So.
22	Daniel Pinero	INF	So.
23	Christian Lowry	OF	Fr.
25	Jack Gerstenmaier	INF	Fr.
27	Josh Sborz	RHP	Jr.
28	Kevin Doherty	LHP	Jr.
31	Joe McCarthy	OF	Jr.
32	Mark Ostbye	RHP	Fr.
33	Connor Jones	RHP	So.
34	Riley Wilson	LHP	Fr.
35	David Rosenberger	LHP	Jr.
37	Thomas Woodruff	INF/OF	Sr.
41	Ben Cassillo	C	Fr.

Head Coach: Brian O'Connor

Associate Head Coach: Kevin McMullan

Assistant Coach: Karl Kuhn

Assistant Coach: Matt Kirby

Student Assistant: Kevin Arico

NCAA REGIONALS

UVA was sent to California for the Lake Elsinore Regional and took full advantage of its fresh start. The Cavaliers won three straight games, topping Southern California in the opener, 6-1, and San Diego State in the winners' bracket, 3-1, before defeating the Trojans, 14-10 in 11 innings, to advance.

UVA rallied from a 9-5 sixth-inning deficit to force extra innings and then scored five in the 11th inning to outlast the Trojans in a four-hour, 48-minute marathon that concluded at 1:18 a.m. Pacific time.

NCAA SUPER REGIONALS

After Maryland upset top-seeded UCLA in a regional final, UVA went home for an NCAA Super Regional against the Terrapins in Charlottesville. The Cavaliers rallied in consecutive games to punch their ticket to Omaha.

After struggling throughout Game 1 against Maryland starter Mike Shawaryn, Virginia came off the mat to score five runs in the eighth inning to win, 5-3, punctuated by Kevin Doherty's two-out, bases-clearing double.

UVA trailed 4-2 heading to the bottom of the ninth in Game 2, but five straight Cavaliers reached base safely, capped when Ernie Clement hit a walk-off, two-run single to lift UVA to a 5-4 win to send the Cavaliers to Omaha.

COLLEGE WORLD SERIES

JUNE 13 • VIRGINIA 5, ARKANSAS 3

Virginia opened the CWS with a 5-3 win over Arkansas, with Kenny Towns hitting an RBI double with two outs in the eighth inning to break a 3-3 tie.

UVA received timely hitting, with all five runs scoring with two outs; six of UVA's hits came after two were out.

Connor Jones (6 IP) and Josh Sborz (3 IP) combined to scatter seven hits in the win.

Virginia matched a season high by stealing five bases. Daniel Pinero swiped three bases, most by a UVA player in an NCAA tournament game and the first three-stolen base game by a player in the CWS since 2004.

JUNE 15 • VIRGINIA 1, FLORIDA 0

Brandon Waddell and Josh Sborz combined on a two-hit shutout as UVA topped No. 4 national seed Florida to advance to the bracket championship game.

Waddell worked seven innings, allowing two hits and three walks while striking out three to earn the win.

Sborz worked out of a jam in the eighth inning and retired all six batters he faced in recording his 15th save.

UVA scored its lone run in the sixth inning on a Robbie Coman sacrifice fly to plate Matt Thaiss.

JUNE 19 • FLORIDA 10, VIRGINIA 5

Virginia finished with 10 hits as eight starters recorded at least one hit each. Adam Haseley and Daniel Pinero each posted a pair of hits, while Matt Thaiss and Kenny Towns each drove in two runs.

In his first start in nine weeks after suffering a strained left lat muscle on April 17, UVA starter Nathan Kirby worked 2 2/3 innings, allowing four runs (three earned), four hits and a walk while striking out one in taking the loss.

Florida starter Logan Shore pitched 6 1/3 innings to earn the win, while the Gators racked up 11 hits, including three from Richie Martin.

JUNE 20 • VIRGINIA 5, FLORIDA 4

Virginia advanced to the CWS Finals as Waddell and Sborz again teamed up to slow the potent Florida offense.

Sborz worked four scoreless innings of relief to earn the win. He allowed three hits and a walk while striking out a pair.

Making his program-record 52nd career start, Waddell worked five innings, allowing four earned runs, six hits and three walks while striking out three.

Kenny Towns doubled and drove in three runs for Virginia. His sacrifice fly in the seventh inning broke a 4-4 deadlock.

Thaiss homered in the first inning as part of a 2-for-3 day.

2015 NATIONAL CHAMPIONS

TD AMERITRADE PARK OMAHA; OMAHA, NEB.

JUNE 22 • VANDERBILT 5, VIRGINIA 1

Vanderbilt starting pitcher Carson Fulmer pitched 7 2/3 innings of two-hit, shutout baseball as Vanderbilt took Game 1 of the CWS Finals, 5-1.

The teams played five shutout innings before Vandy struck for a three-run rally with two outs in the sixth inning against UVA starter Connor Jones, capped by a two-run double by Will Coffey.

Jones worked 6 1/3 innings, allowing four earned runs, seven hits and two walks while striking out six. He suffered his first defeat since April 11.

Pinch hitter Jack Gerstenmaier drove in UVA's lone run with a single in the ninth inning.

JUNE 23 • VIRGINIA 3, VANDERBILT 0

UVA got contributions from some unlikely sources in Game 2 as it forced a winner-take-all championship game.

Freshman starting pitcher Adam Haseley combined with Sborz on a seven-hit shutout.

In just his fifth start of the season and the first since May 24, Haseley worked a career-high five innings, allowing four hits and three walks while striking out one. Sborz worked the final four innings to earn his third win of the CWS.


The bottom of UVA's order – 8-hole hitter Ernie Clement and 9-hole hitter Thomas Woodruff – combined to go 6-for-8 while driving in all three runs in Game 2.

Woodruff had three hits and a pair of RBI. He had recorded 16 career hits in 61 games prior to that contest. Clement also went 3-for-4.

Haseley became the second starting pitcher to also hit leadoff at the CWS (Clemson's Bailey Hendley, 1958).



Josh Sborz



JUNE 24 • VIRGINIA 4, VANDERBILT 2

Virginia rallied from an early 2-0 deficit for a 4-2 win in Game 3 to earn its first national championship.


In his third start in Omaha, Waddell worked seven innings and allowed a pair of first-inning runs to go along with four hits and two walks while striking out a pair.

Waddell buckled down after his first-inning troubles and allowed just three baserunners over his final six frames while retiring the final 11 batters he faced.

Making his first relief outing in over two years, Kirby struck out five batters over two innings to earn his first career save and lock up the championship.

Freshman Pavin Smith drove in UVA's first three runs. He hit a game-tying, two-run homer in the fourth inning and drove in the eventual winning run with a two-out RBI single to score Haseley in the sixth inning.

Towns added an RBI single with two out in the seventh inning to score Haseley.



Kenny Towns



Brandon Waddell

CWS NOTES

- Virginia became the first ACC team to win the NCAA baseball championship since Wake Forest in 1955.
- The NCAA championship was the 23rd in Virginia Athletics history.
- Virginia went 10-2 in the 2015 NCAA Tournament. Seven of the wins were of the come-from-behind variety.
- Sborz was named College World Series Most Outstanding Player. He tied a CWS record by earning three wins at the 2015 CWS.
- Sborz made eight appearances in the NCAA tournament and did not allow an earned run. He did not allow an earned run over the final 27 innings of his UVA career (dating to May 15), including all 13 of his innings in Omaha.
- The Virginia-Vanderbilt finals series was just the third finals rematch in CWS history (USC-Arizona State in 1972-73, Oregon State-North Carolina in 2006-07).
- Virginia was just the third No. 3 seed or lower to win the CWS Finals since seeding began in 1988 (joining No. 3 Oregon State in 2007 and No. 4 Fresno State in 2008).
- Virginia won all five of Waddell's career CWS starts. He is tied for the fifth-most CWS starts all-time.
- Sborz, Waddell, Clement (2B), Pinero (SS) and Towns (3B) were named to the All-College World Series Team.
- Waddell was named to the CWS All-Tournament Team for the second straight year.
- Virginia was the first team to rally from a two-run deficit in the championship game since Cal State Fullerton in 2004 against Texas.
- UVA was just the third champion to lose the first game of the CWS Finals and then win the last two games (Oregon State 2006, Fresno State 2008).
- The Cavaliers scored the go-ahead run in the fifth inning or later in each of their 10 postseason wins (40 of 57 runs in fifth inning or later).
- In seven CWS games, Virginia recorded 24 two-out hits that resulted in 15 runs.
- Kenny Towns recorded hits in each of the final 10 games in the NCAA tournament.

2009 COLLEGE WORLD SERIES

ROSENBLATT STADIUM; OMAHA, NEB.

Virginia scored its first trip to Omaha by making a magical run through two weekends on the road in NCAA tournament play. The Cavaliers won three games in Irvine, Calif., before heading back across the country to capture a Super Regional in Oxford, Miss.

UVA traveled over 5,700 miles over the course of the tournament en route to its final destination: legendary Rosenblatt Stadium and the College World Series.

NCAA REGIONALS

A week after winning the ACC Championship, Virginia was sent to California for the Irvine Regional, which earned the moniker "The Region of Death." It included top-ranked UC Irvine, reigning national champ Fresno State and San Diego State, which boasted No. 1 draft pick Stephen Strasburg.

In the opener, UVA rode six shutout innings from starter Robert Morey and an early home run by Phil Gosselin off of Strasburg to pull out a 5-1 win over San Diego State.

The great pitching continued the next two nights. Virginia scored a 5-0 win over UC Irvine Saturday behind 7 1/3 shutout innings from freshman starter Danny Hultzen.

The Cavaliers won their first regional championship Sunday as Andrew Carraway fired seven innings of one-run baseball in a 5-1 win over UC Irvine.

NCAA SUPER REGIONALS

Virginia's reward for winning the regional: a trip to Oxford, Miss., to play Ole Miss in front of crowds of 10,000-plus.

Ole Miss rallied in the ninth inning of Game 1 to force extra innings, and walked off on Matt Smith's solo homer in the 12th inning to earn a 4-3 win.

Virginia turned the tables in Game 2, scoring two runs in its final at bat in the bottom of the eighth to pull out a 4-3 victory.

In Game 3, four UVA pitchers combined to scatter seven hits, while the Cavaliers broke a 1-1 tie with three runs in the fifth inning to silence the raucous Ole Miss faithful en route to a 4-1 victory.

COLLEGE WORLD SERIES

JUNE 13 • LSU 9, VIRGINIA 5

No. 3 seed LSU pulled away late in a 9-5 win in Virginia's debut at the College World Series.

The Cavaliers racked up 14 hits in the game but left 14 on base which tied a season high.

UVA got 11 of its 14 hits from the 6-9 hitters in its batting order. Nine-hole hitter Keith Werman recorded a career-high four hits. Tyler Cannon and Franco Valdes each



added three hits.

UVA took a 4-3 lead in the fifth inning, as Steven Proscia homered to tie the game, and Werman later singled in a run. LSU took the lead for good in the bottom of the inning on a three-run home run from Sean Ochinko.

JUNE 15 • VIRGINIA 7, CAL STATE FULLERTON 5

Virginia claimed its first CWS win by holding off No. 2 seed Cal State Fullerton, 7-5, in an elimination game.

Werman continued his torrid hitting with a pair of hits and a pair of RBI, while Hultzen hit a two-run single in the second inning that broke a 2-2 tie to give UVA the lead for good.

Senior Andrew Carraway, the second of five UVA pitchers, worked 2 2/3 scoreless innings to earn the win.

JUNE 17 • ARKANSAS 4, VIRGINIA 3 (12)

Virginia's stay in Omaha ended with a 4-3 loss to Arkansas in 12 innings. The epic contest lasted four hours, 47 minutes.

Down to their final strike in the ninth inning, the Razorbacks tied the game on a two-run home run by Brett Eibner. They walked off in the 12th inning on a run-scoring double from Andrew Darr.

The Cavaliers had plenty of opportunities throughout the contest, and particularly in the last four innings. UVA left 14 runners on base, including eight over the final four innings.

Proscia and John Hicks each had three hits as Virginia finished with 16 hits.

Hultzen wrapped up his outstanding freshman campaign by tossing 6 1/3 innings, allowing one unearned run and striking out seven.

CWS NOTES

• Shortstop Tyler Cannon was named to the All-College World Series Team after

going 6-for-10 with five walks and a .733 on base percentage.

- Werman racked up four hits in UVA's opener against LSU and finished 6-for-10 in the CWS.
- Overall, 63,876 fans witnessed UVA's three CWS games at Rosenblatt, including 24,904 for the Cavaliers' matchup with top-seeded LSU.

ROSTER

2	Keith Werman	INF/C	Fr.
3	Jarrett Parker	OF	So.
5	Phil Gosselin	INF	So.
7	John Barr	OF	So.
8	John Hicks	C	Fr.
9	David Coleman	OF	So.
10	Tyler Cannon	INF	Jr.
11	Kevin Arico	RHP	So.
12	Corey Hunt	INF	R-So.
13	Jared King	INF	Fr.
14	John Bivens	OF	Fr.
15	Matt Packer	LHP	Jr.
17	Shane Halley	OF/RHP	Fr.
18	Tyler Wilson	RHP	So.
19	Steven Proscia	INF	Fr.
20	Sean Lucas	LHP	R-Fr.
21	Dan Grovatt	OF/P/1B	So.
22	Robert Morey	RHP	So.
23	Danny Hultzen	LHP/1B	Fr.
25	Will Roberts	RHP	Fr.
27	Tyler Biddix	INF/OF	So.
28	Chad O'Connor	RHP	Fr.
29	Scott Silverstein	LHP/1B	Fr.
31	Justin Thompson	RHP/C	Fr.
33	Franco Valdes	C	Jr.
34	Robert Poutier	RHP	Sr.
35	Steven Kouril	OF	Fr.
37	Brad Grove	LHP	Sr.
38	Andrew Carraway	RHP	Sr.
39	Neal Davis	LHP	Jr.
45	Will Campbell	C	Sr.
47	Jeff Lorick	LHP	Jr.

Head Coach: Brian O'Connor

Associate Head Coach: Kevin McMullan

Assistant Coach: Karl Kuhn

Assistant Coach: Eddie Smith

2011 COLLEGE WORLD SERIES

TD AMERITRADE PARK OMAHA; OMAHA, NEB.

Virginia won a school-record 56 games and earned the No. 1 seed in the NCAA tournament in a memorable 2011 season that was capped with a trip to the College World Series in its first year at TD Ameritrade Park Omaha.

The season may be best remembered for the wild super regional with UC Irvine, capped by Chris Taylor's two-run, walk-off single that catapulted the Cavaliers to their second CWS.

NCAA REGIONALS

UVA cruised through its home regional, blanking Navy, 6-0, before downing St. John's (10-2) and East Carolina (13-1) to win its third straight regional championship.

Will Roberts fired a complete-game, four hitter against Navy, striking out 14 and becoming the first Cavalier to throw a shutout in the NCAA tournament.

Regional MVP Danny Hultzen continued the dominant pitching in UVA's win over St. John's, striking out 12 in seven innings. David Coleman had three hits and knocked in four runs, while Steven Proscia homered, scored three runs and drove in three.

UVA then blasted East Carolina as Tyler Wilson fired 6 1/3 innings of one-run baseball while Chris Taylor had three hits and drove in four runs. The Cavaliers finished with 17 hits.

NCAA SUPER REGIONALS

Virginia and UC Irvine engaged in an epic super regional at Davenport Field, with the Cavaliers staging a dramatic ninth-inning rally in Game 3 to capture the series.

After Hultzen and Cody Winiarski combined on a four-hit shutout in a 6-0 Game 1 win, UC Irvine bounced back to win Game 2, 6-4, rallying from a 3-0 deficit in the sixth inning.

Trailing 2-1 with the bases empty, two outs and two strikes in the ninth inning, UVA got off the mat for the win. Coleman and Jared King singled and Reed Gragnani walked to load the bases before Taylor bounced a single up the middle to score a pair and send the Cavaliers to Omaha.

COLLEGE WORLD SERIES

JUNE 19 • VIRGINIA 4, CALIFORNIA 1

Virginia started the CWS with a 4-1 win over Cal, with Hultzen, Tyler Wilson and Branden Kline combining on a six-hitter. Hultzen worked 6 1/3 shutout innings.

The game was scoreless until the seventh as both teams failed to cash in on their chances. UVA broke through on a John Hicks RBI single and Proscia sac fly in the seventh.

King hit an RBI triple and Keith Werman followed with a run-scoring single in the eighth.

JUNE 21 • SOUTH CAROLINA 7, VIRGINIA 1

No. 4 seed South Carolina scored three runs in the first inning and never trailed in a 7-1 win over Virginia. UVA managed



only five hits against USC starter Colby Holmes and relievers John Taylor and Matt Price.

Will Roberts took the loss for Virginia after allowing six runs (three earned), eight hits and a walk in 3.1 innings. UVA's bullpen limited the Gamecocks to five hits and a run over the final 5.2 innings.

A strength all season, the Cavaliers' defense committed three errors in a sloppy outing.

JUNE 23 • VIRGINIA 8, CALIFORNIA 1

Behind 7 2/3 innings of brilliant work from starter Tyler Wilson, Virginia bounced back and eliminated Cal, 8-1. Wilson allowed just a run and five hits in matching a career-long effort while earning his second win at the CWS.

All nine starters had at least one hit as UVA racked up 11 hits. Werman went 2-for-2 and scored two runs, while Kenny Swab also notched a pair of hits, including a key single which was misplayed into a three-base error that allowed Swab to circle the bases.

Virginia scored four runs in the sixth inning to break out to a 6-0 lead, started by Swab's single and the three-base error by center fielder Darrel Matthews.

JUNE 24 • SOUTH CAROLINA 3, VIRGINIA 2 (13)

South Carolina scored a run on a UVA error in the bottom of the 13th inning to eliminate Virginia, 3-2.

Both teams had a wealth of scoring chances, but in most cases could not capitalize. UVA left 15 runners on base and hit into four double plays, while South Carolina stranded 14 in the four-hour, 25-minute marathon.

Kline worked a season-high five innings from the eighth through 12th innings and evaded multiple problems to hold the Gamecocks scoreless.

Pitching despite being under the weather, Hultzen gutted through three innings and struck out eight of the 10 batters he faced.

CWS NOTES

• Tyler Wilson picked up the win on the mound in both of UVA's victories and allowed two runs in 10 innings.

• Wilson was presented with the Lowe's Senior CLASS Award prior to the June 24 game against South Carolina.

• Keith Werman went 5-for-11 (.455) at the plate, while John Barr led the team with six hits.

• Danny Hultzen made two tremendous starts. He tossed 6 1/3 shutout innings in the opener vs. Cal and then struck out eight of 10 South Carolina batters in three innings while saddled with an illness.

• Over 95,000 fans watched the Cavaliers' four contests in Omaha in 2011, including 25,882 in their final game with South Carolina.

ROSTER

2	Keith Werman	INF	Jr.
3	Kyle Crockett	LHP	Fr.
4	Reed Gragnani	INF/OF	So.
5	Mitchell Shifflett	OF	Fr.
6	Chris Taylor	INF	So.
7	John Barr	OF	Sr.
8	John Hicks	C/1B/OF	Jr.
9	David Coleman	OF	Sr.
11	Stephen Bruno	INF	So.
12	Corey Hunt	RHP/INF	Sr.
13	Jared King	INF	Jr.
14	Colin Harrington	INF/OF	So.
15	Ryan Briggs	RHP	So.
16	Branden Kline	RHP	So.
17	Shane Halley	RHP/OF	Jr.
18	Tyler Wilson	RHP	Sr.
19	Steven Proscia	INF	Jr.
20	Ryan Ashooh	LHP	Fr.
21	Derek Justice	OF	Fr.
22	Mark Podlas	OF	Fr.
23	Danny Hultzen	P/1B/OF	Jr.
25	Will Roberts	RHP	Jr.
27	Tyler Biddix	INF/OF	Sr.
28	Chad O'Connor	RHP	So.
29	Scott Silverstein	LHP	Jr.
30	Rob Amaro	INF/C	So.
31	Justin Thompson	RHP	Jr.
32	Cody Winiarski	RHP	Sr.
34	Artie Lewicki	RHP	Fr.
35	Kenny Swab	C/1B/OF	Sr.
39	Austin Young	RHP	Fr.
43	Ryan Levine	C/1B	So.
45	Aaron Stull	LHP	So.
47	Whit Mayberry	RHP	So.

Head Coach: Brian O'Connor

Associate Head Coach: Kevin McMullan

Assistant Coach: Karl Kuhn

Assistant Coach: Eddie Smith

2014 COLLEGE WORLD SERIES

TD AMERITRADE PARK OMAHA; OMAHA, NEB.
CWS FINALS • NATIONAL RUNNER-UP

Virginia's memorable 2014 season included 53 wins and the program's first trip to the College World Series Finals, but the Cavaliers fell just short of their first national championship in a fantastic three-game CWS Finals series with Vanderbilt.

The No. 3 seed in the NCAA Tournament, the Cavaliers lost just one game in the tournament prior to the CWS Finals.

NCAA REGIONALS

Virginia swept through its home regional at Davenport Field with three decisive wins as UVA surrendered only three runs. After the Cavaliers rolled past Bucknell, 10-1, in the opener, Nathan Kirby and Nick Howard combined on a 2-hit shutout of Arkansas, 3-0, before the Cavaliers blew out the Razorbacks in the championship game, 9-2.

Kirby was named the regional's Most Outstanding Player, five teammates joined him on the all-regional team.

NCAA SUPER REGIONALS

After dropping the first game, 5-4, to Maryland in the Charlottesville Super Regional, Virginia bounced back with a vengeance to claim the final two games to punch its ticket to Omaha.

Maryland starter Jake Stinnett and the Terrapins' pitching staff held UVA in check in the opener, but the Cavaliers exploded for seven runs and 17 hits to take Game 2, 7-3.

Virginia continued the offensive fireworks in Game 3, jumping out to a 6-0 lead through three innings while Josh Sborz was masterful on the mound, throwing seven shutout innings. UVA cruised to an 11-2 win to advance.

COLLEGE WORLD SERIES

JUNE 15 • VIRGINIA 2, OLE MISS 1

Mike Papi hit a walk-off double in the ninth inning to score pinch runner Thomas Woodruff as Virginia opened the CWS with a 2-1 win over Ole Miss.

Nathan Kirby (7 IP) and Artie Lewicki (2 IP) combined on a one-hitter – the first one-hitter at the CWS since 1983.

JUNE 17 • VIRGINIA 3, TCU 2 (15)

Virginia advanced to the bracket championship by outlasting TCU 3-2 in 15 innings. The 15-inning contest tied the CWS record for the longest game by innings; it lasted four hours, 51 minutes (fourth longest by time).

After Nate Irving doubled to lead off the bottom of the 15th, Daniel Pinero hit a sac fly with one out to score Woodruff, the pinch runner.

UVA's pitching again was sensational, as Waddell (7 IP), Howard (4 IP), Whit Mayberry (2 IP) and Lewicki (2 IP) scattered nine hits and did not allow a run over the final 13 frames.

JUNE 20-21 • VIRGINIA 4, OLE MISS 1

Virginia advanced to the CWS Finals following a rain-delayed game that spanned two days. The game was suspended after a delay of one hour, 33 minutes on Friday



night.

Sborz started the game on Friday night and returned to the mound on Saturday, working five total innings, allowing one unearned run and scattering four hits.

UVA scored three runs in the fourth inning.

Howard broke the ACC single-season saves record, pitching a scoreless ninth inning to earn his 20th save.

JUNE 23 • VANDERBILT 9, VIRGINIA 8

Vanderbilt held off a Virginia rally to take Game 1, 9-8. The Commodores scored all nine runs during the third inning, building a 9-2 lead.

Virginia finished the game with 15 hits, while Vanderbilt had six. Brandon Cogswell and Pinero each had three hits, while Brandon Downes was 2-for-4, including a triple.

UVA starter Nathan Kirby was uncharacteristically wild in the third, issuing five walks as Vandy sent 13 batters to the plate. He worked 2 1/3 innings and allowed eight runs (five earned).

UVA's bullpen off Whit Mayberry (3 1/3 IP) and Austin Young (3 IP) held Vandy to one run.

JUNE 24 • VIRGINIA 7, VANDERBILT 2

Behind a complete-game effort from Brandon Waddell, Virginia bounced back with a decisive 7-2 win in Game 2.

In the first nine-inning complete game of his career, Waddell allowed two runs (one earned) on five hits, walking three and striking out five.

UVA piled up 13 hits, as Kenny Towns and Joe McCarthy each went 3-for-5 and the Cavaliers rocked Vandy first-round draft pick Tyler Beede.

JUNE 25 • VANDERBILT 3, VIRGINIA 2

Vanderbilt's John Norwood hit a solo home run in the eighth inning off Howard to break a 2-2 deadlock as the Commodores won the national championship.

Virginia loaded the bases with one out in the bottom of the eighth inning, but failed to score the tying run.

After relieving Sborz in the second inning, Lewicki worked six innings and al-

lowed only one unearned run.

UVA trailed 2-0 before scoring twice in the sixth on a Pinero RBI single and a Vandy error.

CWS NOTES

- Five Cavaliers were named to the All-College World Series Team: Lewicki, Cogswell, Downes, Irving and Waddell.
- In four CWS appearances, Lewicki pitched 13 innings without allowing an earned run.
- Cogswell went 9-for-23 (.391) in the CWS.
- Over 134,000 fans flocked to see UVA's six games in Omaha.

ROSTER

2	John La Prise	INF	So.
3	Tyler Allen	OF	Fr.
5	Tony Butler	INF	Fr.
6	Cameron Tekker	RHP	So.
7	Brandon Cogswell	INF	Jr.
8	Robbie Coman	C	So.
9	Kenny Towns	INF	Jr.
10	Brandon Downes	OF/C	Jr.
13	Alec Bettinger	RHP	Fr.
17	Jack Roberts	RHP	Fr.
18	Nate Irving	C	Jr.
19	Nathan Kirby	LHP	So.
20	Brandon Waddell	LHP	So.
21	Matt Thaiss	C	Fr.
22	Daniel Pinero	INF	Fr.
23	Derek Fisher	OF	Jr.
25	Adam Bleday	LHP	Fr.
27	Josh Sborz	RHP	So.
28	Kevin Doherty	LHP	So.
30	Connor Jones	RHP	Fr.
31	Joe McCarthy	OF/1B	So.
33	Nick Howard	INF/RHP	Jr.
34	Artie Lewicki	RHP	Fr.
35	David Rosenberger	LHP	So.
37	Thomas Woodruff	INF	Jr.
38	Mike Papi	OF	Jr.
39	Austin Young	RHP	Fr.
42	Brett Lisle	LHP	R-So.
43	Ben Carraway	RHP	Fr.
47	Whit Mayberry	RHP	R-Sr.

Head Coach: Brian O'Connor

Associate Head Coach: Kevin McMullan

Assistant Coach: Karl Kuhn

Assistant Coach: Matt Kirby

Student Assistant: Tyler Cannon

NCAA TOURNAMENT HISTORY

Year	National Seed	Regional Site (Record)	Super Regional (Record)	CWS (Record)	CWS Finish	Head Coach
1972	-	Gastonia, N.C. (2-2)	-	-	-	Jim West
1985	-	Coral Gables, Fla. (1-2)	-	-	-	Dennis Womack
1996	-	Tuscaloosa, Ala. (3-2)	-	-	-	Dennis Womack
2004	-	Charlottesville (2-2)	-	-	-	Brian O'Connor
2005	-	Corvallis, Ore. (0-2)	-	-	-	Brian O'Connor
2006	-	Charlottesville (1-2)	-	-	-	Brian O'Connor
2007	-	Charlottesville (2-2)	-	-	-	Brian O'Connor
2008	-	Fullerton, Calif. (1-2)	-	-	-	Brian O'Connor
2009	-	Irvine, Calif. (3-0)	at Ole Miss (2-1)	1-2	T5th	Brian O'Connor
2010	5	Charlottesville (3-1)	Oklahoma (1-2)	-	-	Brian O'Connor
2011	1	Charlottesville (3-0)	UC Irvine (2-1)	2-2	T3rd	Brian O'Connor
2012	-	Charlottesville (1-2)	-	-	-	Brian O'Connor
2013	6	Charlottesville (3-0)	Mississippi State (0-2)	-	-	Brian O'Connor
2014	3	Charlottesville (3-0)	Maryland (2-1)	4-2	Runner-Up	Brian O'Connor
2015	-	Lake Elsinore, Calif. (3-0)	Maryland (2-0)	5-2	CHAMPION	Brian O'Connor
2016	-	Charlottesville (1-2)	-	-	-	Brian O'Connor
2017	-	Fort Worth, Texas (1-2)	-	-	-	Brian O'Connor
Totals		17 appearances (33-23)	6 appearances (9-7)	4 appearances (12-8)		

TOTAL: 54-38; **Home:** 26-17; **Road:** 4-5; **Neutral:** 24-16

1972 (2-2)

NCAA District III Playoffs Sims Legion Park • Gastonia, N.C.

June 1	Richmond	W, 18-2
June 2	Ole Miss	W, 9-3
June 2	South Alabama	L, 1-6
June 2	Ole Miss	L, 0-9

1985 (1-2)

NCAA Atlantic Regional Mark Light Stadium • Coral Gables, Fla.

May 24	Florida	W, 14-1
May 25	Miami (Fla.)	L, 6-22
May 26	Florida	L, 2-15

1996 (3-2)

NCAA South I Regional Sewell Thomas Stadium • Tuscaloosa, Ala.

May 23	Notre Dame	L, 1-12
May 24	Princeton	W, 12-2
May 25	Notre Dame	W, 7-1
May 25	Stetson	W, 5-4
May 26	Alabama	L, 8-18

2004 (2-2)

NCAA Charlottesville Regional Davenport Field • Charlottesville, Va.

June 5	Princeton	L, 2-4
June 5	George Mason	W, 7-2
June 6	Princeton	W, 9-0
June 6	Vanderbilt	L, 3-7

2005 (0-2)

NCAA Corvallis Regional Goss Stadium • Corvallis, Ore.

June 3	St. John's	L, 3-5
June 4	Ohio State	L, 1-2

2006 (1-2)

NCAA Charlottesville Regional Davenport Field • Charlottesville, Va.

June 2	Lehigh	W, 11-5
June 3	South Carolina	L, 2-8
June 4	Evansville	L, 4-15

2007 (2-2)

NCAA Charlottesville Regional Davenport Field • Charlottesville, Va.

June 1	Lafayette	W, 5-1
June 2	Oregon State	W, 7-4 (13)
June 4	Oregon State	L, 3-5
June 5	Oregon State	L, 3-7

2008 (1-2)

NCAA Fullerton Regional Goodwin Field • Fullerton, Calif.

May 30	UCLA	L, 2-3
May 31	Rider	W, 8-2
June 1	Cal State Fullerton	L, 1-4

2009 (6-3)

NCAA Irvine Regional Anteater Ballpark • Irvine, Calif.

May 29	San Diego State	W, 5-1
May 30	No. 6 UC Irvine	W, 5-0
May 31	No. 6 UC Irvine	W, 5-1

NCAA Oxford Super Regional Oxford-University Stadium/ Swayze Field • Oxford, Miss.

June 5	Ole Miss	L, 3-4 (12)
June 6	Ole Miss	W, 4-3
June 7	Ole Miss	W, 5-1

NCAA College World Series Rosenblatt Stadium • Omaha, Neb.

June 13	No. 1 LSU	L, 5-9
June 15	No. 2 Cal State Fullerton	W, 7-5
June 17	Arkansas	L, 3-4 (12)

2010 (4-3) • No. 5 National Seed

NCAA Charlottesville Regional Davenport Field • Charlottesville, Va.

June 4	VCU	W, 15-4
June 5	Ole Miss	W, 13-7
June 6	St. John's	L, 5-6
June 7	St. John's	W, 5-3

NCAA Charlottesville Super Regional Davenport Field • Charlottesville, Va.

June 12	Oklahoma	W, 3-2
June 13	Oklahoma	L, 7-10
June 14	Oklahoma	L, 0-11

2011 (7-3) • No. 1 National Seed

NCAA Charlottesville Regional Davenport Field • Charlottesville, Va.

June 3	Navy	W, 6-0
June 4	St. John's	W, 10-2
June 5	East Carolina	W, 13-1

NCAA Charlottesville Super Regional Davenport Field • Charlottesville, Va.

June 11	UC Irvine	W, 6-0
June 12	UC Irvine	L, 4-6
June 13	UC Irvine	W, 3-2

NCAA College World Series

TD Ameritrade Park Omaha • Omaha, Neb.

June 19	California	W, 6-1
June 21	No. 4 South Carolina	L, 1-7
June 23	California	W, 8-1
June 24	No. 4 South Carolina	L, 2-3 (13)

2012 (1-2)

NCAA Charlottesville Regional Davenport Field • Charlottesville, Va.

June 2	Army	W, 9-1
June 3	Appalachian State	L, 5-6
June 3	Oklahoma	L, 4-5

2013 (3-2) • No. 6 National Seed

NCAA Charlottesville Regional Davenport Field • Charlottesville, Va.

May 31	Army	W, 2-1
June 1	Elon	W, 2-0
June 2	Elon	W, 11-3

NCAA Charlottesville Super Regional Davenport Field • Charlottesville, Va.

June 8	Mississippi State	L, 6-11
June 9	Mississippi State	L, 5-6

2014 (9-3) • No. 3 National Seed

NCAA Charlottesville Regional Davenport Field • Charlottesville, Va.

May 30	Bucknell	W, 10-1
May 31	Arkansas	W, 3-0
June 1	Arkansas	W, 9-2

NCAA Charlottesville Super Regional

June 7	Maryland	L, 4-5
June 8	Maryland	W, 7-3
June 9	Maryland	W, 11-2

NCAA College World Series

TD Ameritrade Park Omaha • Omaha, Neb. National Runners-Up

June 15	Ole Miss	W, 2-1
June 17	No. 7 TCU	W, 3-2 (15)
J. 20-21	Ole Miss	W, 4-1
June 23	Vanderbilt*	L, 8-9
June 24	Vanderbilt*	W, 7-2
June 25	Vanderbilt*	L, 2-3

2015 (10-2) • NCAA CHAMPIONS

NCAA Lake Elsinore Regional Lake Elsinore Diamond • Lake Elsinore, Calif.

May 29	Southern California	W, 6-1
May 30	San Diego State	W, 3-1
May 31	Southern California	W, 14-10 (11)

NCAA Charlottesville Super Regional Davenport Field • Charlottesville, Va.

June 5	Maryland	W, 5-3
June 6	Maryland	W, 5-4

NCAA College World Series

TD Ameritrade Park Omaha • Omaha, Neb.

June 13	Arkansas	W, 5-3
June 15	No. 4 Florida	W, 1-0
June 19	No. 4 Florida	L, 5-10
June 20	No. 4 Florida	W, 5-4
June 22	Vanderbilt*	L, 1-5
June 23	Vanderbilt*	W, 3-0
June 24	Vanderbilt*	W, 4-2

2016 (1-2)

NCAA Charlottesville Regional Davenport Field • Charlottesville, Va.

June 3	William & Mary	W, 17-4
June 4	East Carolina	L, 6-8
June 5	William & Mary	L, 4-5

2017 (1-2)

NCAA Fort Worth Regional Lupton Stadium • Fort Worth, Texas

June 3	Dallas Baptist	W, 6-3
June 4	No. 6 TCU	L, 1-5
June 5	Dallas Baptist	L, 8-11

*denotes CWS Finals

NCAA TOURNAMENT HISTORY

CAREER POSTSEASON RECORDS

BATTING/BASE RUNNING

Batting Avg.*	.467	Stephen Bruno (7-15), 2010, '12
Games	32	Kenny Towns, 2012-15
Starts	30	Kenny Towns, 2012-15
At Bats	123	Kenny Towns, 2012-15
Runs	24	Daniel Pinero, 2014-16
Hits	37	Kenny Towns, 2012-15
Doubles	9	Kenny Towns, 2012-15
Triples	2	Adam Haseley (2015-17), Brandon Downes (2012-14)
Home Runs	4	Kenny Towns (2012-15) Pavin Smith (2015-17)
RBI	28	Kenny Towns (2012-15)
Total Bases	50	Kenny Towns (2012-15)
Walks	21	Joe McCarthy (2013-15)
Int. BB	2	4 players, last by Joe McCarthy (2013-15)
HBP	6	Joe McCarthy (2013-15)
Strikeouts	18	Derek Fisher (2012-14)
Sac Flies	4	Jeremy Farrell (2006-08)
Sac Bunts	11	Keith Werman (2009-12)
Stolen Bases	4	Tim Henry (2004-05), Jarrett Parker (2009-10) Daniel Pinero (2014-16)
SB Att.	5	John Hicks (2009-11) Daniel Pinero (2014-16)

* minimum 15 AB

PITCHING

ERA^	0.51	Josh Sborz (35 IP, 2013-15)
Opp. BA^	.143	Nick Howard (13 IP, 2012-14)
K/9 IP^	13.91	Craig Zaikov (11 IP, 1996)
Wins	6	Brandon Waddell Josh Sborz (2013-15)
Losses	3	Nathan Kirby (2013-15)
Saves	3	Josh Sborz (2013-15)
Apps.	14	Josh Sborz (2013-15)
Starts	11	Brandon Waddell (2013-15)
CG	1	Seven times
Innings	73.0	Brandon Waddell (2013-15)
Hits	60	Brandon Waddell (2013-15)
Runs	25	Brandon Waddell (2013-15)
ER	19	Brandon Waddell (2013-15)
Walks	19	Brandon Waddell (2013-15)
Strikeouts	45	Brandon Waddell (2013-15)

FIELDING

Putouts	153	Pavin Smith (2015-17)
Assists	84	Daniel Pinero (2014-16)
Errors	7	Kenny Towns (2012-15)
DP	14	Daniel Pinero (2014-15)
CS	7	Franco Valdes (2008-10)



Kenny Towns

TEAM SINGLE-GAME POSTSEASON RECORDS

BATTING/BASE RUNNING

AB	50	TCU (CWS), 6/17/14
Runs	18	Richmond (R), 6/1/72
Runs (Inn.)	9	Florida (R), 5/24/85 (4th inn)
Hits	20	William & Mary (R), 6/3/16
RBI	17	William & Mary (R), 6/3/16
Doubles	5	2x, last vs. Elon (R), 6/2/13
Triples	2	William & Mary (R), 6/3/16
HR	3	at Alabama (R), 5/26/96
Tot Bases	34	William & Mary (R), 6/3/16
BB	14	Southern California (R), 5/31/15
Int. BB	2	2x, last vs. S. Car. (CWS), 6/24/11
HBP	5	Army (R), 6/1/12
Strikeouts	17	Arkansas (CWS), 6/17/09
Sac Flies	2	6x, last vs. Florida (CWS), 6/20/15
Sac Bunts	4	Bucknell (R), 5/30/14
SB	5	2x, last vs. Arkansas (CWS), 6/13/15
SB Att.	8	Arkansas (CWS), 6/13/15
LOB	15	South Carolina (CWS), 6/24/11

PITCHING

Innings	15.0	TCU (CWS), 6/17/14
Hits	24	at Alabama (R), 5/26/96
Runs	18	at Alabama (R), 5/26/96
Runs (Inn)	9	Vanderbilt (CWS), 6/23/14
ER	18	at Alabama (R), 5/26/96
Walks	7	Dallas Baptist (R), 6/5/17 Vanderbilt (CWS), 6/23/14
Strikeouts	18	South Carolina (CWS), 6/24/11
HR Against	4	Oklahoma (SR), 6/14/10

FIELDING

Putouts	45	TCU (CWS), 6/17/14
Assists	17	TCU (CWS), 6/17/14
Errors	4	2x, last vs. Miss. St. (SR), 6/8/13
DP	3	3x, last vs. Arkansas (CWS), 6/13/15
SB Against	4	Oklahoma (SR), 6/3/12

RESULTS BY OPPONENT

Opponent	Total	Reg.	SR	CWS
Alabama	0-1	0-1	0-0	0-0
Appalachian State	0-1	0-1	0-0	0-0
Arkansas	3-1	2-0	0-0	1-1
Army	2-0	2-0	0-0	0-0
Bucknell	1-0	1-0	0-0	0-0
California	2-0	0-0	0-0	2-0
Cal State Fullerton	1-1	0-1	0-0	1-0
Dallas Baptist	1-1	1-1	0-0	0-0
East Carolina	1-1	1-0	0-0	0-0
Elon	2-0	2-0	0-0	0-0
Evansville	0-1	0-1	0-0	0-0
Florida	3-2	1-1	0-0	2-1
George Mason	1-0	1-0	0-0	0-0
Lafayette	1-0	1-0	0-0	0-0
Lehigh	1-0	1-0	0-0	0-0
LSU	0-1	0-0	0-0	0-1
Maryland	4-1	0-0	4-1	0-0
Miami (Fla.)	0-1	0-1	0-0	0-0
Mississippi	6-2	2-1	2-1	2-0
Mississippi State	0-2	0-0	0-2	0-0
Navy	1-0	1-0	0-0	0-0
Notre Dame	1-1	1-1	0-0	0-0
Ohio State	0-1	0-1	0-0	0-0
Oklahoma	1-3	0-1	1-2	0-0
Oregon State	1-2	1-2	0-0	0-0
Princeton	2-1	2-1	0-0	0-0
Richmond	1-0	1-0	0-0	0-0
Rider	1-0	1-0	0-0	0-0
San Diego State	2-0	2-0	0-0	0-0
South Alabama	0-1	0-1	0-0	0-0
South Carolina	0-3	0-1	0-0	0-2
Southern California	2-0	2-0	0-0	0-0
St. John's	2-2	2-2	0-0	0-0
Stetson	1-0	1-0	0-0	0-0
TCU	1-1	0-1	0-0	1-0
UC Irvine	4-1	2-0	2-1	0-0
UCLA	0-1	0-1	0-0	0-0
Vanderbilt	3-4	0-1	0-0	3-3
VCU	1-0	1-0	0-0	0-0
William & Mary	1-1	0-0	0-0	0-0
Totals	54-38	33-23	9-7	12-8

Key

R = Regional
SR = Super Regional
CWS = College World Series

INDIVIDUAL SINGLE-GAME POSTSEASON RECORDS

BATTING/BASE RUNNING

At Bats	7	Chris Taylor, vs. South Carolina (CWS), 6/24/11
Runs	4	John Hicks vs. VCU (R), 6/4/10
Hits	4	5x, last by John Barr vs. Ole Miss (R), 6/5/10
RBI	5	Pavin Smith vs. Dallas Baptist (R), 6/5/17
Doubles	2	3x, last by Andy Weber vs. Dallas Baptist (R), 6/5/17
Triples	1	Several times
Home Runs	2	Pavin Smith vs. East Carolina (R), 6/4/16
Total Bases	8	2x, last by Pavin Smith vs. East Carolina (R), 6/4/16
Walks	4	Matt Thaiss vs. Southern California (R), 5/31/15
Int. BB	2	Tyler Cannon vs. Arkansas (CWS), 6/17/09
Hit By Pitch	2	3x, last by Joe McCarthy vs. Bucknell (R), 5/30/14
Strikeouts	4	2x, last by Brandon Downes vs. Oklahoma (SR), 6/3/12
Sac Flies	1	Several times
Sac Bunts	2	5x, last by Nate Irving vs. Bucknell (R), 5/30/14
Stolen Bases	3	Daniel Pinero vs. Arkansas (CWS), 6/13/15
SB Att.	3	Daniel Pinero vs. Arkansas (CWS), 6/13/15

PITCHING

Innings	9.0	8x, last by Brandon Waddell vs. Vanderbilt (CWS), 6/24/14
Inns (Relief)	7.1	Craig Zaikov vs. Stetson (R), 5/25/96
Hits	10	2x, last by Brandon Waddell vs. Maryland (SR), 6/6/15
Runs	8	2x, last by Nathan Kirby vs. Vanderbilt (CWS), 6/23/14
Earned Runs	6	6x, last by Artie Lewicki vs. Appalachian State (R), 6/13/12
Walks	5	3x, last by Connor Jones vs. Maryland (SR), 6/5/15
Strikeouts	12	Tim Burcham vs. Florida (R), 5/24/85
Home Runs	3	Derek Casey vs. Dallas Baptist (R), 6/3/17

FIELDING

Putouts	18	John Hicks vs. South Carolina (CWS), 6/24/11
Assists	6	4x, last by Ernie Clement vs. Dallas Baptist (R), 6/5/17
Errors	2	5x, last by Daniel Pinero vs. TCU (CWS), 6/17/14
Passed Balls	2	Justin Counts vs. Alabama (R), 5/26/96

ACC TOURNAMENT HISTORY

1973 (#3 Seed)

Chapel Hill, N.C.

April 19 #6 Maryland W, 7-1
 April 20 #2 NC State W, 2-1 (10)
 April 21 #1 Clemson..... L, 1-3
 April 21 #2 NC State L, 3-9

1974 (#5 Seed)

Raleigh, N.C.

April 25 #4 Maryland W, 6-0
 April 26 #1 Clemson..... W, 3-2
 April 27 #3 NC State L, 1-3
 April 27 #1 Clemson..... L, 6-9

1975 (#5 Seed)

Chapel Hill, N.C.

April 24 #4 North Carolina L, 2-5

1976 (#6 Seed)

Clemson, S.C.

April 22 #3 North Carolina W, 8-6
 April 23 #2 Maryland L, 4-8
 April 24 #5 Wake Forest..... W, 8-2
 April 24 #2 Maryland L, 8-14

1977 (#7 Seed)

Clemson, S.C.

April 21 #2 Maryland L, 1-4

1978 (#6 Seed)

Clemson, S.C.

April 20 #3 Wake Forest..... L, 2-16

1979 - NO TOURNAMENT

1980 (#5 Seed)

Raleigh, N.C.

April 22 #4 NC State L, 1-3

1981 (#4 Seed)

Chapel Hill, N.C.

April 22 #5 Duke L, 3-4
 April 23 #8 Georgia Tech..... L, 2-5

1982 (#6 Seed) (Runner Ups)

Chapel Hill, N.C.

April 21 #3 Wake Forest..... W, 10-4
 April 22 #2 North Carolina W, 6-3
 April 23 #1 Clemson..... W, 6-4
 April 24 #3 Wake Forest..... L, 3-7
 April 25 #2 North Carolina L, 2-3 (12)

1983 (#6 Seed)

Chapel Hill, N.C.

April 20 #3 Clemson..... L, 5-12
 April 21 #7 Georgia Tech..... W, 8-1
 April 22 #5 Maryland W, 5-2
 April 24 #1 North Carolina L, 4-5 (11)

1984 (#6 Seed)

Durham, N.C.

April 18 #3 NC State L, 0-10
 April 19 #2 Clemson..... L, 6-7

1985 (#1 Seed)

Atlanta, Ga.

May 17 #8 Wake Forest..... L, 4-9
 May 18 #4 NC State W, 7-0
 May 19 #3 North Carolina W, 10-3
 May 20 #2 Clemson..... L, 8-10

1986 (#5 Seed)

Durham, N.C.

May 14 #4 North Carolina L, 4-5 (10)
 May 16 #4 North Carolina L, 7-9

1987 (#5 Seed)

Greenville, S.C.

May 13 #4 NC State L, 2-4
 May 14 #8 Duke L, 0-5

1988 (#4 Seed)

Greenville, S.C.

May 11 #5 North Carolina L, 1-13
 May 12 #8 Duke W, 7-1
 May 13 #2 NC State W, 6-1
 May 14 #3 Georgia Tech..... L, 4-5

1989 (#6 Seed)

Greenville, S.C.

May 13 #3 Georgia Tech..... L, 0-3
 May 14 #7 Maryland W, 7-3
 May 15 #4 NC State L, 8-11

1990 (#6 Seeds)

Greenville, S.C.

May 12 #3 NC State W, 14-1
 May 13 #2 Clemson..... L, 3-7
 May 14 #4 Wake Forest..... W, 8-4
 May 15 #1 North Carolina L, 3-7

1991 (#6 Seeds)

Greenville, S.C.

May 11 #3 NC State W, 4-3
 May 13 #2 Georgia Tech..... L, 3-9
 May 13 #4 North Carolina W, 5-1
 May 14 #1 Clemson..... L, 4-7

1992 (#9 Seed)

Greenville, S.C.

May 9 #1 Clemson..... L, 2-3
 May 10 #5 Duke L, 9-12

1993 (#8 Seed)

Greenville, S.C.

May 15 #2 NC State L, 5-7
 May 16 #7 Wake Forest..... W, 8-7
 May 17 #3 Florida State L, 2-11

1994 (#9 Seed)

Greenville, S.C.

May 17 #8 Maryland L, 2-8

1995 (#7 Seed)

Greenville, S.C.

May 17 #2 Florida State L, 0-6
 May 18 #3 Georgia Tech..... L, 2-3

1996 (#5 Seed) (ACC Champions)

Durham, N.C.

May 15 #4 NC State W, 5-1
 May 16 #1 Florida State W, 3-2
 May 17 #2 Clemson..... W, 4-2
 May 18 #3 Georgia Tech..... W, 8-4
 May 18 #1 Florida State L, 2-8
 May 19 #1 Florida State W, 12-1

1997 (#6 Seed)

St. Petersburg, Fla.

May 14 #3 NC State L, 2-4
 May 15 #7 Duke L, 3-16

1998 (#9 Seed)

Durham, N.C.

May 12 #8 Maryland W, 9-4 (10)
 May 13 #1 Florida State L, 1-4
 May 14 #4 NC State L, 1-4

1999 (#7 Seed)

Durham, N.C.

May 19 #2 Wake Forest..... L, 3-4
 May 20 #6 NC State L, 6-9

2000 (#7 Seed)

Fort Mill, S.C.

May 17 #2 Clemson..... L, 5-9
 May 18 #6 NC State W, 9-5 (10)
 May 19 #4 Wake Forest..... W, 8-3
 May 20 #2 Clemson..... L, 5-12

2001 (#7 Seed)

Fort Mill, S.C.

May 16 #2 Clemson..... W, 7-3
 May 17 #3 Wake Forest..... L, 1-2
 May 18 #8 NC State L, 2-6

2002 (#6 Seed)

St. Petersburg, Fla.

May 22 #3 North Carolina L, 10-11
 May 23 #7 NC State L, 5-6 (10)

2003 (#6 Seed)

Salem, Va.

May 22 #3 NC State L, 6-10
 May 23 #7 Wake Forest..... W, 12-11 (10)
 May 24 #1 Florida State L, 0-2

2004 (#2 Seed)

Salem, Va.

May 26 #7 Duke L, 5-6
 May 27 #6 NC State L, 5-6

2005 (#7 Seed) (Runner Up)

Jacksonville, Fla.

May 25 #2 Clemson..... W, 8-1
 May 26 #6 NC State W, 12-2 (7)
 May 28 #2 Clemson..... W, 5-4
 May 29 #1 Georgia Tech..... L, 3-4

2006 (#3 Seed)

Jacksonville, Fla.

May 24 #6 Florida State W, 6-2
 May 25 #7 NC State L, 3-4
 May 26 #6 Florida State L, 0-11 (7)

2007 (#3 Seed)

Jacksonville, Fla.

May 23 #6 NC State W, 6-1
 May 24 #7 Georgia Tech..... W, 4-1
 May 26 #2 North Carolina L, 0-5

2008 (#6 Seed) (Runner Up)

Jacksonville, Fla.

May 21 #3 North Carolina W, 8-7 (11)
 May 23 #2 Florida State W, 5-3
 May 24 #7 Wake Forest..... L, 4-7
 May 25 #1 Miami..... L, 4-8

ACC TOURNAMENT HISTORY

2009 (#6 Seed) (ACC Champions)

Durham, N.C.

May 21 #3 Clemson..... W, 6-5
 May 22 #2 North Carolina W, 11-1 (8)
 May 23 #7 Duke W, 11-7
 May 24 #1 Florida State..... W, 6-3

2010 (#1 Seed)

Greensboro, N.C.

May 26 #8 Boston College W, 6-4
 May 27 #5 Florida State..... L, 4-11
 May 29 #4 Miami..... W, 12-8

2011 (#1 Seed) (ACC Champions)

Durham, N.C.

May 25 #8 Wake Forest..... W, 13-1 (7)
 May 27 #5 Miami..... W, 6-4
 May 28 #4 North Carolina W, 3-2
 May 29 #2 Florida State..... W, 7-2

2012 (#4 Seed)

Greensboro, N.C.

May 24 #5 Clemson..... W, 3-2
 May 25 #8 Georgia Tech..... L, 5-17
 May 26 #1 Florida State..... W, 7-0

2013 (#3 Seed)

Durham, N.C.

May 22 #6 Virginia Tech L, 1-10
 May 23 #7 Georgia Tech..... W, 8-2
 May 25 #2 Florida State..... W, 7-4 (12)

2014 (#3 Seed)

Greensboro, N.C.

May 22 #6 Maryland..... L, 6-7
 May 23 #7 North Carolina W, 3-2
 May 24 #2 Florida State..... L, 4-6

2015 (#7 Seed)

Durham, N.C.

May 19 #10 Georgia Tech..... W, 11-0 (7)
 May 20 #2 Miami..... L, 5-9
 May 22 #3 Notre Dame L, 2-8
 May 23 #6 NC State L, 2-1

2016 (#3 Seed)

Durham, N.C.

May 26 #6 Clemson..... L, 4-5
 May 27 #10 Wake Forest..... L, 9-10
 May 28 #2 Louisville..... W, 7-2

2017 (#4 Seed)

Louisville, Ky.

May 25 #9 Duke L, 3-4
 May 26 #5 Clemson..... W, 10-2

2018 (#10 Seed)

Durham, N.C.

May 22 #6 Florida State L, 2-3
 May 24 #3 NC State W, 4-2

2019 (#9 Seed)

Durham, N.C.

May 22 #5 North Carolina L, 2-3 (10)
 May 23 #4 Miami..... L, 3-10

2020 - NO TOURNAMENT



1996 ACC Champions



2009 ACC Champions



2011 ACC Champions

RESULTS BY OPPONENT

Opponent	Total
Boston College	1-0
Clemson	9-11
Duke	2-6
Florida State	8-9
Georgia Tech	5-7
Louisville	1-0
Miami	2-3
North Carolina	8-10
NCST	10-16
Notre Dame	0-1
Pittsburgh	--
Virginia Tech	0-1
Wake Forest	7-7
Totals	58-76 (.433)

RECORD BY SEED

Seed	Total
#1	8-3 (1985, 2010, 2011)
#2	0-2
#3	9-10
#4	5-6
#5	7-9
#6	19-23
#7	7-13
#8	1-2
#9	1-7
#10	1-1

YEAR-BY-YEAR RECORDS

Year	Overall Record	ACC Record	Head Coach
1889	7-0	—	Unknown
1890	4-8	—	Unknown
1891	16-5	—	Unknown
1892	9-8-1	—	Unknown
1893	10-5-1	—	Unknown
1894	10-6	—	Unknown
1895	10-7	—	Unknown
1896	7-10	—	Unknown
1897	9-5	—	Unknown
1898	15-8	—	Unknown
1899	13-6	—	Unknown
1900	9-6	—	Unknown
1901	12-8	—	Unknown
1902	13-7-1	—	Unknown
1903	15-6-1	—	Unknown
1904	16-9	—	Unknown
1905	17-7	—	Unknown
1906	18-10	—	Unknown
1907	16-6-1	—	Unknown
1908	12-11-1	—	Unknown
1909	19-7-1	—	Unknown
1910	7-14-1	—	Charles Ringler
1911	11-9	—	Charles Ringler
1912	14-9-1	—	Charles Ringler
1913	12-8	—	Jack Ryan
1914	10-7	—	Jack Ryan
1915	14-6	—	Jack Ryan
1916	16-8-1	—	Jack Ryan
1917	2-2	—	James L. White
1918	7-4	—	H.H. Lannigan
1919	8-8-1	—	E.W. Smith
1920	11-7-1	—	James L. White
1921	7-15	—	W. Rice Warren
1922	8-14	—	Jack Ryan
1923	11-12-1	—	Earle Neale
1924	15-10	—	Earle Neale
1925	13-10-1	—	Earle Neale
1926	11-10	—	Earle Neale
1927	13-7	—	Earle Neale
1928	9-11	—	Earle Neale
1929	8-13	—	Earle Neale
1930	2-12	—	Roy Randall
1931	1-16	—	Gus Tebell
1932	12-4	—	Gus Tebell
1933	8-5	—	Gus Tebell

Year	Overall Record	ACC Record	Head Coach
1934	10-7	—	Gus Tebell
1935	13-8-1	—	Gus Tebell
1936	11-8	—	Gus Tebell
1937	8-8-1	—	Gus Tebell
1938	13-12	—	Gus Tebell
1939	14-6	—	Gus Tebell
1940	18-4	—	Gus Tebell
1941	11-8	—	Gus Tebell
1942	7-10-1	—	Gus Tebell
1943	6-4	—	Gus Tebell
1944	6-5-1	—	A.A. Corcoran
1945	10-4	—	Gus Tebell
1946	11-7-1	—	Gus Tebell
1947	20-6	—	Gus Tebell
1948	14-5	—	Gus Tebell
1949	11-6-4	—	Gus Tebell
1950	17-6	—	Gus Tebell
1951	17-5	—	Gus Tebell
1952	9-12	—	Gus Tebell
1953	12-8	—	Gus Tebell
1954	7-13-1	—	Gus Tebell
1955	6-16	0-12, 8th	Gus Tebell
1956	10-13	6-7, 5th	Evan "Bus" Male
1957	12-12	6-8, 5th	Evan "Bus" Male
1958	5-15	4-9, 6th	Evan "Bus" Male
1959	10-9	6-8, 5th	Evan "Bus" Male
1960	3-15-2	3-11-1, 7th	Ted Davenport
1961	7-11	4-9, 7th	Ted Davenport
1962	11-12	9-6, 2nd	James West
1963	9-13	6-7, 5th	James West
1964	10-9	6-8, 4th	James West
1965	10-13-1	6-8, 5th	James West
1966	6-19	3-11, 8th	James West
1967	12-10	5-8, 6th	James West
1968	9-21	5-13, 7th	James West
1969	19-14	9-11, 5th	James West
1970	18-14-1	10-10, 4th	James West
1971	20-9	7-7, 4th	James West
1972*	18-15	9-4, 1st	James West
1973	16-12-2	8-5-2, 3rd	James West
1974	21-17	6-6, 4th	James West
1975	14-12	4-7, 4th	James West
1976	17-22	5-9, 6th	James West
1977	11-22-1	1-8-1, 7th	James West
1978	18-14	4-8, 6th	James West

Year	Overall Record	ACC Record	Head Coach
1979	21-15	4-7, 5th	James West
1980	21-13-1	6-6, 5th	James West
1981	28-20	8-5, 4th	Dennis Womack
1982	22-27	5-7, 6th	Dennis Womack
1983	12-25	4-6, 6th	Dennis Womack
1984	25-17	4-10, 6th	Dennis Womack
1985*	38-16	9-4, 1st	Dennis Womack
1986	27-22	6-7, 5th	Dennis Womack
1987	18-30	5-12, 5th	Dennis Womack
1988	32-19-1	11-10, 4th	Dennis Womack
1989	25-24-1	7-11, 6th	Dennis Womack
1990	21-32-1	7-11, 6th	Dennis Womack
1991	28-27-2	10-11, 6th	Dennis Womack
1992	21-30	3-19, 9th	Dennis Womack
1993	21-30	7-15, 8th	Dennis Womack
1994	20-34	2-22, 9th	Dennis Womack
1995	26-29	8-15, 7th	Dennis Womack
1996*	44-21	11-13, 5th	Dennis Womack
1997	32-22	10-13, 5th	Dennis Womack
1998	28-26-1	5-18, 8th	Dennis Womack
1999	21-35	8-15, 7th	Dennis Womack
2000	26-31-1	10-14, T6th	Dennis Womack
2001	25-31	9-15, T6th	Dennis Womack
2002	25-32	8-16, 6th	Dennis Womack
2003	29-25	11-12, 6th	Dennis Womack
2004*	44-15	18-6, 2nd	Brian O'Connor
2005*	41-20	14-14, 7th	Brian O'Connor
2006*	47-15	21-9, 3rd^	Brian O'Connor
2007*	45-16	19-9, 2nd^	Brian O'Connor
2008*	39-23	15-15, 4th^	Brian O'Connor
2009*	49-15-1	16-11-1, 4th^	Brian O'Connor
2010*	51-14	23-7, 1st^	Brian O'Connor
2011*	56-12	22-8, 1st^	Brian O'Connor
2012*	39-19-1	18-12, 2nd^	Brian O'Connor
2013*	50-12	22-8, 2nd^	Brian O'Connor
2014*	53-16	22-8, 2nd^	Brian O'Connor
2015*	44-24	15-15, 2nd^	Brian O'Connor
2016*	38-22	19-11, 2nd^	Brian O'Connor
2017*	43-16	18-12, 2nd^	Brian O'Connor
2018	29-25	12-18, 5th^	Brian O'Connor
2019	32-24	14-16, 5th^	Brian O'Connor
2020	14-4	(2-1), T2nd^	Brian O'Connor

Overall - 2373-1783-41 (.570)

ACC - 601-675-5 (.471)

*NCAA Tournament qualifier ^Coastal Division

VIRGINIA COACHING HISTORY				ACC		NCAA			
Coach	Years	Overall	Pct.	ACC	Pct.	Tourn.	Pct.	Tourn.	Pct.
Unknown (1889-1909)	21	257-145-7	.636	—	—	—	—	—	—
Charles Rigler (1910-12)	3	32-32-2	.500	—	—	—	—	—	—
Jack Ryan (1913-1916, 1922)	4	60-43-1	.582	—	—	—	—	—	—
James L. White (1917, 1920)	2	13-9-1	.587	—	—	—	—	—	—
H.H. Lannigan (1918)	1	7-4-0	.636	—	—	—	—	—	—
E.W. Smith (1919)	1	8-8-1	.500	—	—	—	—	—	—
W. Rice Warren (1921)	1	7-15-0	.318	—	—	—	—	—	—
Earle Neale (1923-29)	7	80-73-2	.523	—	—	—	—	—	—
Roy Randall (1930)	1	2-12-0	.143	—	—	—	—	—	—
Gus Tebell (1931-43, 1945-55)	24	266-188-9	.584	0-12-0	.000	—	—	—	—
A.A. Corcoran (1944)	1	6-5-1	.542	—	—	—	—	—	—
Evan "Bus" Male (1956-59)	4	37-49-0	.430	22-32-0	.407	—	—	—	—
Ted Davenport (1960-61)	2	10-26-2	.289	7-20-1	.260	—	—	—	—
James West (1962-80)	19	281-276-6	.504	114-150-3	.433	6-10	.375	2-2	.500
Dennis Womack (1981-2003)	23	594-605-7	.495	168-281-0	.374	25-44	.362	4-4	.500
Brian O'Connor (2004-present)	17	714-292-2	.709	290-180-1	.617	27-23	.549	48-32	.600

UVA IN MAJOR LEAGUE BASEBALL DRAFT

Year	Player	Pos.	Rd.	No.	MLB Organization
1966	Edward Turnbull	LHP	17	336	Baltimore Orioles
1970	Steve Miller	C	3	63	Boston Red Sox
1971	Mike Cubbage	SS/2B	2	25	Washington Senators
1972	Bill Hall	2B	6	121	San Diego Padres
1976	Anthony Zentgraf	3B	17	404	Baltimore Orioles
1978	Columbus Duncan	1B	11	268	Milwaukee Brewers
	Steven Norwood	P	13	320	Milwaukee Brewers
1979	Paul Voigt	RHP	9	219	Minnesota Twins
1980	Rickey Horton	LHP	4	93	St. Louis Cardinals
1982	David Hopkins	RHP	14	355	Texas Rangers
1983	Tony Latham	OF	4	99	Boston Red Sox
	Glenn Harris	1B	21	541	St. Louis Cardinals
	George Priftis	2B	26	644	Seattle Mariners
1985	Tim Burcham	RHP	6	147	California Angels
	Bob Malloy*	RHP	30	755	Oakland Athletics
1986	Bill Narleski*	SS	18	461	Baltimore Orioles
	Bob Malloy	RHP	19	475	Texas Rangers
1987	Bill Narleski	SS	15	385	Baltimore Orioles
1989	Keith Seiler*	LHP	18	465	New York Yankees
	Chris Kughn*	OF	25	636	Atlanta Braves
1990	Doug Johns	LHP	16	437	Oakland Athletics
	Keith Seiler	LHP	21	551	New York Yankees
1991	Todd Fiegel	LHP	11	303	New York Mets
	Todd Ruyak*	LHP	17	452	Detroit Tigers
1992	Frank Lankford*	RHP	18	503	St. Louis Cardinals
	Todd Ruyak	LHP	31	829	Cincinnati Reds
	Kevin Stock	LHP	48	1370	Seattle Mariners
1993	Frank Lankford	RHP	17	477	New York Yankees
	Deron Dowhower	RHP	34	961	Minnesota Twins
	Jason Cook	SS	55	1469	Seattle Mariners
1994	Brian Buchanan	OF	1	24	New York Yankees
	Yates Hall	RHP	4	110	St. Louis Cardinals
1996	Seth Greisinger	RHP	1	6	Detroit Tigers
	Jason Sekany	RHP	2	61	Boston Red Sox
	Adam Robinson*	SS	52	1480	Minnesota Twins
1997	Pat Daneker	RHP	5	159	Chicago White Sox
	Adam Robinson	SS	12	365	Oakland Athletics
	Geoff Zawatski	RHP	14	416	Philadelphia Phillies
1998	Javier Lopez	LHP	4	133	Arizona Diamondbacks
1999	Julian Gonzalez	OF	36	1081	Kansas City Royals
2000	Jon Metzger	LHP	13	374	Kansas City Royals
	Tim LaVigne	RHP/SS	32	965	New York Mets
	Kevin Shrout	RHP	43	1278	Milwaukee Brewers
2001	Jon Benick	INF	9	270	San Diego Padres
	Hunter Wyant	SS	16	482	Florida Marlins
2002	Robert Word	1B	10	293	Florida Marlins
	Dan Street	INF	20	591	Colorado Rockies
	David Stone	OF	36	1087	San Francisco Giants
	Chris Sweet*	OF	37	1117	San Francisco Giants
2004	Andrew Dobies	LHP	3	95	Boston Red Sox
	Joe Koshansky	LHP/INF	6	170	Colorado Rockies
	Mark Reynolds	SS	16	476	Arizona Diamondbacks
	Jeff Kamrath*	RHP	36	1067	Cleveland Indians
2005	Ryan Zimmerman	3B	1	4	Washington Nationals
	Matt Avery	RHP	9	280	Chicago Cubs
	Jeff Kamrath	RHP	11	328	Tampa Bay Devil Rays
	Mike Ballard*	LHP	47	1415	Minnesota Twins
2006	Mike Ballard	LHP	14	418	Texas Rangers
	Tom Hagan	UTL	39	1160	Pittsburgh Pirates
2007	Sean Doolittle	1B/LHP	Supp. 1	41	Oakland Athletics
	Brandon Guyer	OF	5	157	Chicago Cubs
	Casey Lambert	LHP	6	187	Chicago Cubs
	Beau Seabury	C	13	402	Colorado Rockies
	Mike Mitchell	OF	25	762	Colorado Rockies
	Pat McAnaney*	LHP	38	1139	Pittsburgh Pirates
2008	David Adams	2B	3	106	New York Yankees
	Greg Miclat	SS	5	146	Baltimore Orioles
	Jacob Thompson	RHP	5	160	Atlanta Braves
	Jeremy Farrell	3B	8	234	Pittsburgh Pirates
	Pat McAnaney	LHP	8	258	Arizona Diamondbacks
	Michael Schwimer	RHP	14	436	Philadelphia Phillies

Year	Player	Pos.	Round	No.	MLB Organization
2009	Andrew Carraway	RHP	12	353	Seattle Mariners
	Jeff Lorick	LHP	20	598	Atlanta Braves
	Robert Poutier	RHP	29	864	San Diego Padres
	Matt Packer	LHP	32	965	Cleveland Indians
	Tyler Cannon*	SS	41	1225	Pittsburgh Pirates
2010	Jarrett Parker	OF	2	74	San Francisco Giants
	Phil Gosselin	2B/OF	5	164	Atlanta Braves
	Robert Morey	RHP	5	167	Florida Marlins
	Kevin Arico	RHP	10	307	Cincinnati Reds
	Dan Grovatt	OF	11	327	Pittsburgh Pirates
	Tyler Cannon	SS	12	360	Cleveland Indians
	Tyler Wilson*	RHP	35	1057	Cincinnati Reds
	Kenny Swab*	C/1B	35	1064	Atlanta Braves
	Neal Davis	LHP	36	1101	Philadelphia Phillies
2011	Danny Hultzen	LHP	1	2	Seattle Mariners
	John Hicks	C	4	123	Seattle Mariners
	Will Roberts	RHP	5	158	Cleveland Indians
	Steven Proscia	3B	7	213	Seattle Mariners
	Tyler Wilson	RHP	10	305	Baltimore Orioles
	Kenny Swab	C	21	636	Kansas City Royals
	Cody Winiarski	RHP	36	1101	Chicago White Sox
	John Barr	OF	39	1178	Cleveland Indians
2012	Branden Kline	RHP	2	65	Baltimore Orioles
	Chris Taylor	SS	5	161	Seattle Mariners
	Stephen Bruno	INF	7	224	Chicago Cubs
	Shane Halley	RHP	20	613	Kansas City Royals
2013	Kyle Crockett	LHP	4	111	Cleveland Indians
	Reed Gragnani	INF	21	663	Boston Red Sox
	Scott Silverstein	LHP	25	745	Toronto Blue Jays
2014	Nick Howard	RHP	1	19	Cincinnati Reds
	Derek Fisher	OF	1-CB	37	Houston Astros
	Mike Papi	OF	1-CB	38	Cleveland Indians
	Brandon Downes	OF	7	213	Kansas City Royals
	Branden Cogswell	INF	7	222	Oakland Athletics
	Artie Lewicki	RHP	8	250	Detroit Tigers
	Whit Mayberry	RHP	21	640	Detroit Tigers
	Nate Irving	C	34	1020	Arizona Diamondbacks
2015	Nathan Kirby	LHP	1-CB	40	Milwaukee Brewers
	Josh Sborz	RHP	2	74	Los Angeles Dodgers
	Joe McCarthy	OF	5	148	Tampa Bay Rays
	Brandon Waddell	LHP	5	157	Pittsburgh Pirates
	John La Prise	INF	19	572	Toronto Blue Jays
	Kenny Towns	INF	20	615	Los Angeles Angels
	Daniel Pinero*	INF	36	1090	Detroit Tigers
2016	Matt Thaiss	C	1	16	Los Angeles Angels
	Connor Jones	RHP	2	70	St. Louis Cardinals
	Daniel Pinero	INF	9	265	Detroit Tigers
2017	Pavin Smith	1B	1	7	Arizona Diamondbacks
	Adam Haseley	OF	1	8	Philadelphia Phillies
	Tommy Doyle	RHP	2-CB	70	Colorado Rockies
	Ernie Clement	INF	4	132	Cleveland Indians
	Alec Bettinger	RHP	10	294	Milwaukee Brewers
	Bennett Sousa*	LHP	34	1033	Washington Nationals
2018	Daniel Lynch	LHP	1-C	34	Kansas City Royals
	Jake McCarthy	OF	1-CB	39	Arizona Diamondbacks
	Andy Weber	2B	5	158	Chicago Cubs
	Derek Casey	RHP	9	278	Chicago Cubs
	Bennett Sousa	LHP	10	288	Chicago White Sox
	Cameron Simmons*	OF	15	449	Texas Rangers
2019	Tanner Morris	SS	5	147	Toronto Blue Jays
	Noah Murdock	RHP	7	199	Kansas City Royals
	Cameron Simmons	OF	20	590	Chicago White Sox

*Indicates returned to school

Total: 133 draft selections (118 players)
First Round: 14 selections

Total Under Brian O'Connor: 84 selections (75 players)

First Round Under Brian O'Connor: 12 selections

Most draft picks in one year: 9 (2010)

Six or more draft picks in first 15 Rounds: 2018, 2014, 2010, 2008

List does not include UVA student-athletes who were drafted out of high school or previous institution.

FORMER CAVALIERS IN MAJOR LEAGUE BASEBALL

DAVID ADAMS, INF

2013 New York Yankees

MIKE BALLARD, P

2011 Baltimore Orioles

BRIAN BUCHANAN, OF

2000-02 Minnesota Twins
2002-04 San Diego Padres
2005 New York Mets

NICK CARTER, P

1908 Philadelphia Athletics

KYLE CROCKETT, LHP

2014-2017 Cleveland Indians
2018 Cincinnati Reds

MIKE CUBBAGE, 3B

1974-76 Texas Rangers
1976-80 Minnesota Twins
1981 New York Mets

WALTER 'DOC' CURLEY, 2B

1899 Chicago Orphans

JACK DALTON, OF

1910-14 Brooklyn Superbas
1915 Buffalo Blues
1916 Detroit Tigers

PAT DANEKER, P

1999 Chicago White Sox

BILL DIETRICK, SS/OF

1927-28 Philadelphia Phillies

SEAN DOOLITTLE, LHP

2012-2017 Oakland Athletics
2017-2020 Washington Nationals
2021 Cincinnati Reds
2014 American League All-Star
2018 National League All-Star

TOMMY DOYLE, RHP

2020-present Colorado Rockies

CHARLIE FERGUSON, P

1884-87 Philadelphia Quakers

DEREK FISHER, OF

2017-2019 Houston Astros
2019-2020 Toronto Blue Jays

PHIL GOSSELIN, INF

2013-15 Atlanta Braves
2015-16 Arizona Diamondbacks
2017 Pittsburgh Pirates
2017 Texas Rangers
2018 Cincinnati Reds
2019-2020 Philadelphia Phillies

SETH GREISINGER, RHP

1998, 2000, 2002 Detroit Tigers
2004 Minnesota Twins
2005 Atlanta Braves



Javier Lopez pitched for 14 seasons for five different teams. He won World Series with the Giants (2010, 2012, 2014) and the Red Sox (2007).

BRANDON GUYER, OF

2011-16 Tampa Bay Rays
2016-2018 Cleveland Indians

BILL HARMAN, P/C

1941 Philadelphia Phillies

ADAM HASELEY, OF

2019-present Philadelphia Phillies

JOE HICKS, OF


1959-60 Chicago White Sox
1961-62 Washington Senators
1963 New York Mets

JOHN HICKS, C

2015 Seattle Mariners
2016-2019 Detroit Tigers
2020 Arizona Diamondbacks
2021 Texas Rangers

HOWARD 'MUL' HOLLAND, P

1926 Cincinnati Reds
1927 New York Giants
1929 St. Louis Cardinals



Former Cavalier Eppa Rixey is the only ACC player in the Baseball Hall of Fame.

RICKY HORTON, P

1984-87 St. Louis Cardinals
1988 Chicago White Sox
1988-89 Los Angeles Dodgers
1989-90 St. Louis Cardinals

DANNY HULTZEN, P

2019-2020 Chicago Cubs

DOUG JOHNS, P

1995-96 Oakland Athletics
1998-99 Baltimore Orioles

BRANDEN KLINE, P

2019-2020 Baltimore Orioles

JOE KOSHANSKY, 1B

2007-08 Colorado Rockies

FRANK LANKFORD, P

1998 Los Angeles Dodgers

JAVIER LOPEZ, LHP

2003-05 Colorado Rockies
2005 Arizona Diamondbacks
2006-09 Boston Red Sox
2010 Pittsburgh Pirates
2010-16 San Francisco Giants

ARTIE LEWICKI, RHP

2017-2018 Detroit Tigers
2020 Arizona Diamondbacks

BOB MALLOY, P

1987 Texas Rangers
1990 Montreal Expos

JOE MCCARTHY, OF

2020 San Francisco Giants

DOUG NEFF, IF

1914-15 Washington Senators

JARRETT PARKER, OF

2014-2017 San Francisco Giants
2019 Los Angeles Angels

MARK REYNOLDS, INF/DH

2007-2010 Arizona Diamondbacks
2011-12 Baltimore Orioles
2013 N.Y. Yankees/Cleveland Indians
2014 Milwaukee Brewers
2015 St. Louis Cardinals
2016-2017, 2019 Colorado Rockies
2018 Washington Nationals

EPPA RIXEY, P

1912-20 Philadelphia Phillies
1921-33 Cincinnati Reds
MLB Hall of Fame

MEL ROACH, INF

1953-61 Milwaukee Braves
1961 Chicago Cubs
1962 Pittsburgh Pirates

ORLIN 'BUCK' ROGERS, P

1935 Washington Senators

JOSH SBORZ, P

2019-2020 Los Angeles Dodgers
2021 Texas Rangers

MICHAEL SCHWIMER, RHP

2011-12 Philadelphia Phillies

PAVIN SMITH, INF

2020-present Arizona Diamondbacks

ANDY SOMMERVILLE, P

1894 Brooklyn Grooms

HENRY LEE SPRATT, SS

1911-12 Boston Braves

CHRIS TAYLOR, INF

2014-16 Seattle Mariners
2016-present Los Angeles Dodgers

MATT THAISS, INF

2019-present Los Angeles Angels

BRANDON WADDELL, LHP

2020 Pittsburgh Pirates
2021 Minnesota Twins

DAVE WILLIS, 1B

1899 Louisville Colonels

TYLER WILSON, P

2015-2017 Baltimore Orioles

RYAN ZIMMERMAN, 3B/OF

2005-present Washington Nationals
2009, '17 National League All-Star
2009, '10 NL Silver Slugger Award
2009 NL Gold Glove Award (3B)

NOTE: current teams as of Feb. 1, 2021

#Did not appear in MLB game

FORMER CAVALIERS IN MAJOR LEAGUE BASEBALL

#PROHOOS

48 Cavaliers have made it to the major leagues.

24 of the former Virginia baseball players to make it to the show have played for head coach Brian O'Connor.

14 Former Cavaliers appeared in an MLB game during the 2020 season, a new program record.

6 Different Cavaliers have won World Series Championships - Ricky Horton, Javier Lopez, Derek Fisher, Sean Doolittle, Ryan Zimmerman and Chris Taylor.

WORLD SERIES CHAMPS!



Former Cavalier teammates Ryan Zimmerman and Sean Doolittle helped the Washington Nationals to their first World Series Title in 2019.

CAVALIERS IN THE FALL CLASSIC

Name	Team	Year(s)
Eppa Rixey	Phillies	1915
Ricky Horton	Cardinals, Dodgers	1985, 1987, 1988
Javier Lopez	Red Sox, Giants	2007, 2010, 2012, 2014
Brandon Guyer	Indians	2016
Derek Fisher	Astros	2017
Chris Taylor	Dodgers	2017-18, 2020
Sean Doolittle	Nationals	2019
Ryan Zimmerman	Nationals	2019

BOLD indicates won World Series

Virginia is the only program in the country to be represented in the last five World Series.



RECENT PRO HIGHLIGHTS

- Joe McCarthy (Giants), Brandon Waddell (Pirates), Pavin Smith (Diamondbacks) and Tommy Doyle (Rockies) each made their MLB debuts in 2020. The four new big leaguers were tied for the most of any college baseball program.
- Over the past two seasons, nine Cavaliers have made their MLB debuts, the most of any NCAA school.
- Seven players from the 2015 National Championship team - Tommy Doyle, Adam Haseley, Joe McCarthy, Josh Sborz, Pavin Smith, Matt Thaiss & Brandon Waddell have made their MLB Debuts.
- In one of the most thrilling World Series in recent memory, Chris Taylor and the Dodgers bested the Tampa Bay Rays in seven games. Taylor drove in three runs, hit his second World Series home run and collected five hits in the Fall Classic. In his postseason career, Taylor has played six different defensive positions.
- Prior to the abbreviated 2020 season, the Cavaliers had 17 former players included in 60-man player pools.

- Former Cavaliers Ryan Zimmerman “Mr. National” and Sean Doolittle were key components to the Washington Nationals 2019 World Series Championship. Zimmerman blasted a three-run homer against the Dodgers in game four of the NLCS and is now regarded as one of the greatest moments in franchise history. Doolittle appeared in nine postseason games and didn’t allow a run in three World Series appearances. He earned the save in game one of the World Series, a 5-4 win in Houston.
- Former Cavalier lefty Daniel Lynch (2016-18) has quickly risen up the organizational ranks for the Kansas City Royals. Entering the 2020 season, Lynch checked in at No. 39 in Baseball America’s Top 100 list.
- The second overall pick of the 2011 MLB draft, Danny Hultzen, completed his journey to the major leagues by making his debut with the Cubs on Sept. 8, 2019. Hultzen struck out three batters in the seventh inning against the Brewers and allowed no runs in six total appearances on the year.

FORMER CAVALIERS IN PROFESSIONAL BASEBALL

(as of conclusion of 2020 season)

	Years at UVA	Organization (Level)
Alec Bettinger	2014-17	Milwaukee Brewers (60-man)
Ernie Clement	2015-17	Cleveland Indians (60-man)
Sean Doolittle	2005-07	Washington Nationals (MLB)
Tommy Doyle	2015-17	Colorado Rockies (MLB)
Derek Fisher	2012-14	Toronto Blue Jays (MLB)
Adam Haseley	2015-17	Philadelphia Phillies (MLB)
Danny Hultzen	2009-11	Chicago Cubs (60-man)
Phil Gosselin	2008-10	Philadelphia Phillies (MLB)
Branden Kline	2010-12	Baltimore Orioles (60-man)
Artie Lewicki	2011-14	Arizona Diamondbacks (60-man)
Daniel Lynch	2016-18	Kansas City Royals (60-man)
Jarrett Parker	2008-10	New York Mets (60-man)
Josh Sborz	2013-15	Los Angeles Dodgers (60-man)
Pavin Smith	2015-17	Arizona Diamondbacks (MLB)
Bennett Sousa	2015-18	Chicago White Sox (60-man)
Chris Taylor	2010-12	Los Angeles Dodgers (MLB)
Matt Thaiss	2014-16	Los Angeles Angels (60-man)
Brandon Waddell	2013-15	Pittsburgh Pirates (60-man)
Ryan Zimmerman*	2003-05	Washington Nationals (MLB)

*opted out of 2019 season

VIRGINIA BASEBALL HALL OF FAME

Established in the summer of 2017, The Virginia Baseball Hall of Fame inducted its inaugural 15-member class the following January at the program's annual Step Up to the Plate event at John Paul Jones Arena. Hall of Fame plaques are on permanent display at Disharoon Park on the right field line concourse.

It was announced at the 2021 virtual Step Up to the Plate that six former players - OF Steve Bryant (1968-70), LHP Nathan Kirby (2013-15), RHP Branden Kline (2010-12), OF/1B Mike Papi (2012-14), RHP Josh Sborz (2013-15) and LHP Brandon Waddell (2013-15) - would be inducted into the Hall of Fame as part of the 2022 ceremony due to the COVID-19 pandemic.

In order to be considered for hall of fame induction, former student-athletes needed to be five years removed from exhaustion of college eligibility. Players and coaches were selected based on accolades earned as a player or coach while at Virginia, distinguishing careers in amateur or professional baseball and/or significant contributions through work or service made to the university.



**Inaugural UVA Baseball Hall of Fame Class
Step Up to the Plate - Jan. 27 2018**



**Second UVA Baseball Hall of Fame Class
Step Up to the Plate - Jan. 26, 2019**



**Third UVA Baseball Hall of Fame Class
Hall of Fame Banquet - Jan. 18, 2020**

KEVIN ARICO

2008-10

Pitcher

Induction Year: 2020



- ABCA, Collegiate Baseball & NCBWA First Team All-American in 2010 • 2010 First Team All-ACC
- Led the nation in saves in 2010 with 18, tied the ACC single season record
- Finalist for the 2010 NCBWA Stopper of the Year Award
- Set the school record and tied the ACC record for saves in a season with 18 in 2010
- His 29 career saves are the second most in UVA history

- Member of the 2009 College World Series team
- Student Assistant Coach for the 2015 National Championship Team
- Selected in the 10th round (307th overall) by the Cincinnati Reds in the 2010 MLB Draft

Year	ERA	W-L	G-GS	CG	SHO/CBO	SV	IP	H	R	ER	BB	K	BAA	WP	HBP	BK
2008	5.02	2-0	12-0	0	0/0	0	14.1	17	8	8	5	16	.298	0	1	0
2009	2.70	2-3	31-0	0	0/2	11	36.2	29	12	11	6	47	.218	2	0	0
2010	2.88	1-1	29-0	0	0/1	18	34.1	32	13	11	8	44	.241	0	3	1
TOTAL..	3.16	5-4	72-0	0	0/3	29	85.1	78	33	30	19	107	.241	2	4	1

BRIAN BUCHANAN

1992-94

First Baseman/Outfield

Induction Year: 2018



- 1994 First Team All-American by Baseball America
- 1994 Second Team All-American by Collegiate Baseball
- 1994 First Team All-ACC outfielder
- Named to the ACC's 50th Anniversary Team in 2002
- Established single season school records in home runs (22), RBIs (66), total bases (165), and slugging pct. (.838) in junior campaign

- His .838 slugging percentage in 1994 was the highest in the ACC
- Led the team in hits, home runs and RBIs in 1993 & 1994
- Selected in the first round (24th overall) in the 1994 MLB Draft by the New York Yankees
- The first UVA player to go in the first round
- Made Major League debut with the Minnesota Twins on May 19, 2000
- Played five years in MLB with the Twins, Padres and Mets

Year	Avg.	G-GS	AB	R	H	2B	3B	HR	RBI	TB	SLG%	BB	HP	K	GDP	OB%	SF	SH	SB-A	E	FLD%
1992	.287	47-45	164	25	47	10	4	2	17	71	.433	12	2	51	0	.343	0	0	9-11	4	.991
1993	.322	51-51	202	37	65	14	6	6	37	109	.540	14	8	47	3	.383	3	0	12-19	10	.981
1994	.396	54-54	197	57	78	15	3	22	66	165	.838	21	6	33	3	.465	2	1	11-15	4	.981
TOTAL	.337	152-150	563	119	190	39	13	30	120	345	.613	47	16	131	6	.401	5	1	32-45	18	.985


VIRGINIA BASEBALL HALL OF FAME

TIM BURCHAM

1983-85

Pitcher

Induction Year: 2019



- UVA's First All-American, a second team selection in 1985
- Set the UVA postseason record for strikeouts in a game with 12 against Florida in the 1985 regional
- Selected in the sixth round (147th overall) by the Angels in the 1985 MLB Draft
- Upon graduation, held UVA's career records for strikeouts (272), wins (21) innings pitched (247) and complete games (11). Also held single-season records for wins (11), innings pitched (117), strikeouts (146)

- His 20 complete games in three seasons are the most in program history
- Struck out 146 batters and went 11-2 with a 1.77 ERA in 117 innings pitched on 1985 ACC Championship Team
- His 146 strikeouts in 1985 were the most in a single season for 25 years until surpassed in 2011
- Spent nine seasons in minor league baseball accumulating a record of 72-59 with a 4.55 ERA

Year	ERA	W-L	G-GS	CG	SHO/CBO	SV	IP	H	R	ER	BB	K	BAA	WP	HBP	BK
1983	7.82	3-3	12-7	1	0/0	0	48.1	61	53	42	44	39	.313	3	3	0
1984	2.53	7-3	11-11	8	0/0	0	81.2	54	28	23	35	87	.181	3	5	0
1985	1.77	11-2	15-13	11	2/0	0	117.0	88	39	23	52	146	.202	9	3	1
TOTAL	3.21	21-8	23-18	20	2/0	0	247.0	203	120	88	131	272	.219	15	11	1

TYLER CANNON

2007-10

Shortstop

Induction Year: 2020



- 2009 First Team All-ACC
- 2010 Second Team All-ACC
- Program's all-time leader in games played (244), at bats (910) and doubles (62)
- Ranks second all-time in career hits (276), third all-time in runs (185) and triples (12), fifth in total bases (380), eighth in stolen bases (49)
- Holds single game record for runs in a game (5 at Wake Forest on March 6, 2009)
- Named to the 2009 All-College World Series

Team after going 6-for-10 with a .733 on base percentage

- Drafted in in the 41st round of the 2009 MLB Draft (1,225 overall) by the Pittsburgh Pirates but returned to school
- Drafted in the 12th round (360th overall) in the 2010 MLB Draft by the Cleveland Indians
- Student Assistant Coach on the 2014 College World Series Team


Year	Avg.	G-GS	AB	R	H	2B	3B	HR	RBI	TB	SLG%	BB	HP	K	GDP	OB%	SF	SH	SB-A	E	FLD%
2007	.279	60-56	226	42	63	10	2	1	32	80	.354	20	7	46	7	.350	4	7	8-12	15	.938
2008	.252	61-61	226	41	57	14	2	1	32	78	.345	23	4	45	4	.324	6	9	14-17	6	.970
2009	.351	64-62	231	53	81	19	5	1	38	113	.489	35	8	41	3	.444	5	1	17-19	17	.932
2010	.330	59-59	227	49	75	19	3	3	38	109	.480	29	2	41	5	.408	2	4	10-15	7	.966
TOTAL	.303	244-238	910	185	276	62	12	6	140	380	.418	107	21	173	19	.383	17	21	49-63	45	.950

MIKE CUBBAGE

1969-71

Shortstop

Induction Year: 2018



- 1970 Second Team All-ACC
- 1971 First Team All-ACC
- Team's leader in RBIs in 1971 & 1972
- Led team in home runs and hits in 1970 and 1971 respectively
- Selected in the First Round (25th overall) of the 1971 MLB Draft by the Washington Senators
- Was highest UVA draft pick for 23 years
- First player to be awarded a baseball scholarship
- Eight-year MLB career with Rangers, Twins and

Mets

- After retirement, spent 30+ years in professional baseball as a manager, coach and scout

Year	Avg.	G-GS	AB	R	H	2B	3B	HR	RBI	TB	SLG%	BB	HP	K	GDP	OB%	SF	SH	SB-A	E	FLD%
1969	.230	33-0	113	14	26	3	2	2	21	39	.345	17	2	22	0	.341	0	3	6	6	.953
1970	.339	33-0	115	24	39	8	0	6	29	65	.565	11	2	11	0	.406	0	4	8	12	.915
1971	.294	29-0	109	25	32	7	3	2	27	51	.468	22	0	15	0	.403	3	0	4-5	11	.934
TOTAL	.288	95-0	337	63	97	18	5	10	77	155	.460	50	4	48	0	.383	3	7	18-19	29	.933

SEAN DOOLITTLE

2005-07

Pitcher/First Baseman

Induction Year: 2018



- Three-time All-American
- 2006 ABCA, Baseball America, NCBWA, Collegiate Baseball and College Baseball Insider Second Team All-American
- 2007 Collegiate Baseball Third Team All-American
- 2007 Rivals.com Second Team All-American
- 2005 Baseball America and Collegiate Baseball Freshman All-American
- 2006 ACC Player of the Year
- Three-time All-ACC selection as a utility player

- 2006 & 2007 First Team All-ACC
- 2005 Second Team All-ACC
- 2005 All-ACC Tournament team
- 2006 NCAA Regional All-Tournament team
- Member of 2005 & 2006 USA Baseball FISU World Champion teams
- Left UVA as the career leader in RBIs (167) and wins (22)
- Established the single season school record in walks with 54 in 2006
- Selected 41st overall by the Oakland Athletics in 2007 MLB Draft
- Made major league debut on June 5, 2012
- First UVA pitcher to appear in the MLB All-Star Game (2014)
- Member of the 2019 Washington National World Series Championship team

HITTING

Year	Avg.	G-GS	AB	R	H	2B	3B	HR	RBI	TB	SLG%	BB	HP	K	GDP	OB%	SF	SH	SB-A	E	FLD%
2005	.313	60-59	224	36	70	12	1	11	57	117	.522	25	5	28	5	.391	2	0	7-11	5	.988
2006	.324	62-62	216	49	70	15	1	4	57	99	.458	54	5	28	13	.454	9	9	2-5	8	.981
2007	.301	59-59	226	41	68	14	1	7	53	105	.465	46	4	21	5	.420	5	3	5-9	3	.993
TOTAL	.312	181-180	666	126	208	41	3	22	167	321	.482	125	14	77	23	.423	16	12	14-25	16	.987

PITCHING

Year	ERA	W-L	G-GS	CG	SHO/CBO	SV	IP	H	R	ER	BB	K	BAA	WP	HBP	BK
2005	1.64	3-2	22-1	0	0/2	2	49.1	31	10	9	16	66	.186	0	0	0
2006	2.38	11-2	18-15	0	0/1	1	90.2	64	29	24	21	108	.193	2	4	1
2007	2.40	8-3	16-14	0	0/3	0	82.1	76	28	22	21	69	.250	4	5	0
TOTAL	2.23	22-7	56-30	0	0/6	3	222.1	171	67	55	58	243	.213	6	9	1

RYAN GILLELAND

1995-98

Second Base

Induction Year: 2020



- Graduated as the program's all-time leader in games played (221), at bats (865) and RBI (166)
- Fifth all-time in career hits with 262 (graduated with the third most)
- Hit 27 career home runs, fifth-most at time of upon graduation
- One of three Cavaliers ever to accumulate 400 career total bases
- A Second Team All-ECAC selection at second base in 1997

- Set the school record for doubles in a season with 19 in 1997
- Member of the 1996 ACC Championship team
- 1995 Collegiate Baseball Newspaper Honorable Mention Freshman All-American

Year	Avg.	G-GS	AB	R	H	2B	3B	HR	RBI	TB	SLG%	BB	HP	K	GDP	OB%	SF	SH	SB-A	E	FLD%
1995	.297	53-53	192	25	57	9	0	2	28	72	.375	14	2	19	7	.343	5	0	10-13	11	.943
1996	.283	60-60	230	38	65	10	2	8	43	103	.448	13	0	19	5	.311	8	0	10-14	6	.980
1997	.335	53-53	218	44	73	19	2	8	52	120	.550	10	3	21	9	.363	6	0	9-11	8	.979
1998	.298	55-55	225	40	67	11	0	9	43	105	.467	12	2	18	4	.335	3	0	4-5	12	.964
TOTAL	.303	221-221	865	147	262	49	4	27	166	400	.462	49	7	77	25	.337	22	0	33-43	37	.969

VIRGINIA BASEBALL HALL OF FAME

SETH GREISINGER



- 1996 ABCA, Baseball America and Collegiate Baseball First Team All-American
- 1996 Second Team All-ACC selection
- Led the nation with 1.76 ERA in 1996
- 1996 ACC Tournament MVP
- Named ACC 50th Anniversary Team in 2002
- Established single-season school records for wins (12) and innings pitched (123) in 1996
- Left UVA as the program's career leader in wins (21) innings pitched (282.1), and strikeouts (290)

- Led the Cavaliers in innings pitched, wins and strikeouts in 1995 and 1996
- Struck out 16 batters over eight innings in a shutout victory against North Carolina on March 23, 1996
- Bronze medalist on the 1996 Olympic team
- Drafted in the first round (6th overall) by the Detroit Tigers in the 1996
- Was UVA's highest draft pick at the time
- MLB career spanned eight seasons with Tigers, Twins and Braves

Year	ERA	W-L	G-GS	CG	SHO/CBO	SV	IP	H	R	ER	BB	K	BAA	WP	HBP	BK
1994	4.82	3-5	11-11	1	0/0	0	61.2	66	40	33	22	54	.268	8	8	2
1995	4.70	6-7	14-13	7	0/0	0	97.2	110	66	51	34	94	.277	9	10	0
1996	1.76	12-2	16-16	6	2/2	0	123.0	78	30	24	36	141	.179	10	5	1
TOTAL	3.44	21-14	41-40	14	2/2	0	282.1	254	136	108	92	289	.235	27	23	3

PHIL GOSSELIN



- 2010 Collegiate Baseball and NCBWA Third Team All-American
- 2009 Irvine Regional All-Tournament Team; 2010 Charlottesville Regional All-Tournament Team
- 2009 ACC All-Academic Team honoree
- Two-Time First Team All-ACC selection (2009 & 2010)
- Member of UVA's first College World Series team as a sophomore in 2009
- Set the program's single season hits record and led the ACC with 100 in 2010. Had 50 hits in first 33 games in the record-breaking season

- In 2010 he batted .382 with team-highs in runs (67), hits (100), doubles (22), home runs (11) and total bases (163).
- Established the program's single-game record for walks with five against James Madison on March 17, 2010
- Selected in the 5th round (164th overall) of the 2010 MLB Draft by the Atlanta Braves: made MLB debut in 2013 with Braves

Year	Avg.	G-GS	AB	R	H	2B	3B	HR	RBI	TB	SLG%	BB	HP	K	GDP	OB%	SF	SH	SB-A	E	FLD%
2008	.305	40-38	141	21	43	10	1	2	20	61	.433	14	6	31	2	.391	0	1	6-8	7	.854
2009	.310	65-65	255	54	79	18	3	6	64	121	.475	37	6	43	3	.400	7	3	24-27	2	.988
2010	.382	64-64	262	67	100	22	4	11	61	163	.622	39	4	45	3	.460	6	2	18-22	0	1.000
TOTAL	.337	169-167	658	142	222	50	8	19	145	345	.524	90	16	119	8	.422	13	6	48-57	9	.977

BRANDON GUYER



- 2007 First Team All-ACC
- His .370 batting average in 2007 was the ninth highest in the ACC
- Set school career record for doubles (53)
- Had nine RBI vs. Niagara on March 13, 2007, second highest single-game total in program history
- Put together a 26-game hit streak during the 2007 season
- 2006 Charlottesville Regional All-Tournament

- Drafted in the fifth round (157th overall) by the Chicago Cubs in the 2007 MLB Draft

1994-96 Pitcher

Induction Year: 2018

- Made his MLB debut with the Tampa Bay Rays on May 6, 2011
- Played in the 2016 World Series with the Cleveland Indians

Year	Avg.	G-GS	AB	R	H	2B	3B	HR	RBI	TB	SLG%	BB	HP	K	GDP	OB%	SF	SH	SB-A	E	FLD%
2005	.282	55-55	202	42	57	15	2	4	30	88	.436	8	11	35	5	.339	3	0	10-13	4	.951
2006	.336	59-59	238	53	80	19	4	7	57	128	.538	13	7	30	1	.383	3	4	17-21	2	.973
2007	.370	58-57	227	51	84	19	0	8	50	127	.559	19	10	27	3	.440	1	3	18-19	1	.991
TOTAL	.331	172-171	667	146	221	53	6	19	137	343	.514	40	28	92	9	.389	7	7	45-53	7	.973

JOHN HICKS



2009-11 Catcher/First Baseman

Induction Year: 2019

- 2011 ABCA and Collegiate Baseball Third Team All-American
- First Virginia catcher to earn All-America honors
- 2011 First Team All-ACC
- Semifinalist for the 2011 Johnny Bench Award
- Played on 2009 & 2011 College World Series teams
- Third all-time in career doubles (54), seventh all-time in career at bats (775), ninth all-time in runs scored and hits (245), tied for 6th all-time in total

- His 92 hits in 2011 led the ACC and are tied for the third most in a single season in UVA history
- Holds the program's postseason record for runs in the game (4 vs. VCU in 2010 regional)
- Drafted in the fourth round (123rd overall) by the Seattle Mariners in the 2011 MLB Draft

- Made is MLB debut on August 29, 2015 with the Mariners

Year	Avg.	G-GS	AB	R	H	2B	3B	HR	RBI	TB	SLG%	BB	HP	K	GDP	OB%	SF	SH	SB-A	E	FLD%
2009	.307	64-59	254	51	78	13	3	8	39	121	.476	10	5	40	3	.339	5	1	6-11	6	.985
2010	.307	63-63	244	59	75	20	0	8	48	119	.488	16	6	29	5	.361	3	2	9-10	8	.985
2011	.332	68-68	277	52	92	21	1	8	59	139	.502	18	5	19	9	.373	8	0	5-9	6	.991
TOTAL	.316	195-190	775	162	245	54	4	24	146	379	.489	44	16	88	17	.358	16	3	20-30	20	.987

NICK HOWARD



2012-14 Pitcher/Utility

Induction Year: 2020

- 2014 ABCA and Perfect Game Second Team All-American (RP)
- 2014 Collegiate Baseball Third Team All-American
- Two-time First Team All-ACC selections (2013 & 2014) as a utility player
- 2014 ACC All-Tournament Team and 2013 Charlottesville Regional All-Tournament Team
- Opponents batted .143 off him in the NCAA postseason, the lowest of any pitcher in program history

- Selected by the Cincinnati Reds in the first round (19th overall) in the 2014 MLB Draft
- Set ACC and UVA single season record for saves with 20 in 2014
- Ranks fourth all-time in school history with 20 career saves
- Member of the 2014 College World Series Team
- Went 5-for-5 with 3 RBI against Richmond on April 23, 2013 matching a school single-game record for hits

Year	Avg.	G-GS	AB	R	H	2B	3B	HR	RBI	TB	SLG%	BB	HP	K	GDP	OB%	SF	SH	SB-A	E	FLD%
2012	.346	26-11	52	11	18	1	1	0	6	21	.404	8	1	13	1	.435	1	0	1-2	2	.913
2013	.323	50-50	198	37	64	12	2	3	38	89	.449	8	1	31	3	.344	5	4	2-3	17	.887
2014	.261	43-41	153	20	40	6	1	1	20	51	.333	11	2	25	2	.314	3	7	1-1	1	.993
TOTAL	.303	119-102	403	68	122	19	4	4	64	161	.400	27	4	69	6	.345	9	11	4-6	20	.938

Year	ERA	W-L	G-GS	CG	SHO/CBO	SV	IP	H	R	ER	BB	K	BAA	WP	HBP	BK
2012	2.81	3-0	19-0	0	0/0	0	41.2	34	15	13	12	37	.222	3	2	0
2013	3.38	6-4	13-12	0	0/0	0	61.1	67	31	23	15	52	.277	2	4	0
2014	1.91	2-2	31-0	0	0/3	20	37.2	23	9	8	14	60	.177	4	0	0
TOTAL	2.82	11-6	63-12	0	0/3	20	140.2	124	55	44	41	149	.236	9	6	0

VIRGINIA BASEBALL HALL OF FAME

DANNY HULTZEN

2009-11

Pitcher

Induction Year: 2018



- Consensus First Team All-American in 2011
- Unanimous First Team Freshman All-American in 2009
- ACC's first two-time Pitcher of the Year (2010 & 2011)
- 2011 John Olerud Two-Way Player of the Year
- Became first Cavalier to earn ACC Freshman of the Year honors in 2009
- Three-time First Team All-ACC selection (2009-11)
- Finalist for the 2011 Golden Spikes Award

- 2011 Capital One First Team Academic All-American
- Three-time ACC All-Academic team honoree (2009-11)
- ACC All-Tournament Team (2009)
- 2011 NCAA Regional Most Outstanding Player
- 2009 NCAA Regional All-Tournament Team
- Led the ACC in strikeouts in 2010 and 2011
- Set the single season school record for wins (12) and strikeouts (165)
- Finished career as UVA's leader in career strikeouts (395) and wins (32)
- Member of two College World Series teams (2009 & 2011)
- Drafted in the first round (second overall) by the Seattle Mariners in the 2011 MLB Draft, UVA's highest draft pick and made his MLB debut on Sept. 8, 2019 with the Chicago Cubs

HITTING

Year	Avg.	G-GS	AB	R	H	2B	3B	HR	RBI	TB	SLG%	BB	HP	K	GDP	OB%	SF	SH	SB-A	E	FLD%
2009	.327	56-54	199	40	65	8	1	3	37	84	.422	29	0	35	4	.410	1	3	9-9	2	.993
2010	.281	25-15	57	16	16	9	0	0	10	25	.439	10	0	9	3	.388	0	1	3-3	2	.972
2011	.309	43-39	136	18	42	11	2	1	35	60	.441	18	3	12	0	.396	2	6	6-7	0	1.000
TOTAL	.314	124-108	392	74	123	28	3	4	82	169	.431	57	3	56	7	.402	3	10	18-19	4	.990

PITCHING

Year	ERA	W-L	G-GS	CG	SHO/CBO	SV	IP	H	R	ER	BB	K	BAA	WP	HBP	BK
2009	2.17	9-1	17-16	0	0/2	0	95.1	88	33	23	28	107	.250	2	8	0
2010	2.78	11-1	16-16	1	0/2	0	106.2	75	37	33	24	123	.193	6	5	0
2011	1.37	12-3	18-18	0	0/5	0	118.0	76	26	18	23	165	.184	5	9	1
TOTAL	2.08	32-5	51-50	1	0/9	0	320.0	239	96	74	75	395	.207	13	22	1

JOE KOSHANSKY

2001-04

Pitcher/First Baseman

Induction Year: 2018



- A Second Team All-American by Collegiate Baseball and Third Team All-American by Baseball America in 2004
- UVA's first-ever ACC Player of the Year (2004)
- Two-time First Team All-ACC selection (2003 & 2004)
- Represented Cavaliers on 2003 ACC All-Tournament Team
- Listed on the 2004 NCAA Regional All-Tournament Team
- Set single-season school record for RBIs with 67

- in 2004
- Only player in school history to lead the team in wins (7) and home runs (9) in the same season (2003)
- Matched program career records with 21 victories and 49 appearances in three seasons
- Drafted in the sixth round (170th overall) by the Colorado Rockies in the 2004 MLB Draft
- Made his MLB Debut with the Rockies on Sept. 1, 2007

HITTING

Year	Avg.	G-GS	AB	R	H	2B	3B	HR	RBI	TB	SLG%	BB	HP	K	GDP	OB%	SF	SH	SB-A	E	FLD%
2001	.133	10-5	15	2	2	0	0	0	1	2	.133	6	0	7	1	.381	0	0	0-0	0	1.000
2002	.156	26-10	45	8	7	2	0	1	5	12	.267	6	0	24	1	.255	0	0	0-0	3	.973
2003	.320	51-51	178	43	57	10	3	9	36	100	.562	35	4	49	2	.434	4	2	2-4	8	.981
2004	.302	59-59	222	50	67	17	1	16	67	134	.604	28	7	53	1	.388	6	0	8-9	4	.991
TOTAL	.289	146-125	460	103	133	29	4	26	109	248	.539	75	11	133	5	.394	10	2	10-1	15	.985

PITCHING

Year	ERA	W-L	G-GS	CG	SHO/CBO	SV	IP	H	R	ER	BB	K	BAA	WP	HBP	BK
2001	5.68	4-6	14-14	2	0/0	0	84.0	116	64	53	24	47	.339	5	7	1
2002	5.94	2-5	13-11	0	0/1	2	72.2	95	55	48	23	48	.320	2	4	3
2003	2.31	7-2	9-9	0	0/1	0	58.1	43	23	15	19	54	.206	0	1	1
2004	2.98	8-3	15-15	2	0/0	0	102.2	83	42	34	29	80	.227	2	8	2
TOTAL	4.25	21-16	51-49	4	0/2	2	317.2	337	184	150	95	229	.278	9	20	7

CASEY LAMBERT

2004-07

Pitcher

Induction Year: 2019



- Finished career as the ACC's all-time leader in saves (43), the sixth most in NCAA history
- School's all-time appearances leader (110)
- Graduated with the four highest single season saves totals in school history including 14 in 2005
- In 184.1 career innings pitched, struck out 177 batters
- 2007 Second Team All-ACC
- Drafted in the sixth round (187th overall) of the 2007 MLB Draft by the Cubs

Year	ERA	W-L	G-GS	CG	SHO/CBO	SV	IP	H	R	ER	BB	K	BAA	WP	HBP	BK
2004	2.54	4-1	29-1	0	0/1	8	60.1	51	18	17	21	40	.237	0	6	0
2005	2.81	1-3	27-0	0	0/6	14	41.2	35	13	13	17	39	.246	0	2	0
2006	2.79	3-2	28-0	0	0/2	10	38.2	41	18	12	11	44	.283	1	2	0
2007	2.06	3-3	28-3	0	0/4	11	43.2	34	14	10	12	54	.215	1	2	0
TOTAL	2.54	11-9	112-4	0	0/13	43	184.1	161	63	52	61	177	.244	2	12	0

JAVIER LOPEZ

1996-98

Pitcher

Induction Year: 2018



- Two-way player, sharing time on the mound and at first base for the Cavaliers
- Virginia posted winning record in each of his three seasons for the first time since 1984-86
- Started 31 games and struck out 130 batters in 164.1 career innings
- Held a career batting average of .319 with 109 hits, 15 home runs and 71 RBIs
- Drafted in the 4th round (133rd overall) by the Arizona Diamondbacks in the 1998 MLB Draft

- Won four World Series Championships, one with the Red Sox (2007) and three with the San Francisco Giants (2010, 2012, 2014)
- MLB career spanned 14 years with five different clubs

HITTING

Year	Avg.	G-GS	AB	R	H	2B	3B	HR	RBI	TB	SLG%	BB	HP	K	GDP	OB%	SF	SH	SB-A	E	FLD%
1997	.321	51-47	187	42	60	16	3	8	40	106	.567	18	2	44	0	.381	3	0	8-8	12	.968
1998	.316	41-40	155	30	49	7	2	7	31	81	.523	16	0	33	1	.378	1	0	14-18	5	.974
TOTAL	.319	92-87	342	72	109	23	5	15	71	187	.547	34	2	77	1	.380	4	0	22-26	17	.970

PITCHING

Year	ERA	W-L	G-GS	CG	SHO/CBO	SV	IP	H	R	ER	BB	K	BAA	WP	HBP	BK
1996	4.72	4-2	18-10	0	0/0	0	53.1	56	39	28	35	36	.272	7	3	3
1997	7.90	3-1	8-7	0	0/0	0	27.1	40	30	24	14	22	.333	3	0	0
1998	6.78	5-6	14-14	0	0/0	0	83.2	101	72	63	53	72	.301	9	6	0
TOTAL	6.30	12-9	40-31	0	0/0	0	164.1	197	141	115	102	130	.298	19	9	3

VIRGINIA BASEBALL HALL OF FAME

BILL NARLESKI

1984-87

Shortstop

Induction Year: 2018



- Three-time All-ACC selection
- First Team All-ACC in 1986
- Second Team All-ACC in 1985 & 1987
- Served as team captain and was a two-time team MVP
- Established the school's single-season and career benchmarks in almost every offensive category
- Program's all-time leader in hits (281) and total bases (431)

- His 281 career hits were the fourth most by an ACC player
- Gained national notoriety in 1986 after putting together a 36-game hit streak and 54-game on-base streak
- As a true freshman, led the team in hits with 60 in 1984
- Won a Bronze Medal in the 1986 World Championships for USA Baseball
- Selected in the 18th round (461st overall) by the Baltimore Orioles in the 1986 MLB Draft


Year	Avg.	G-GS	AB	R	H	2B	3B	HR	RBI	TB	SLG%	BB	HP	K	GDP	OB%	SF	SH	SB-A	E	FLD%
1984	.366	42-42	164	38	60	8	3	4	27	86	.524	24	1	12	0	.447	1	2	15-17	16	.919
1985	.376	53-53	210	57	79	18	0	9	53	124	.590	35	1	10	0	.455	7	1	13-13	21	.918
1986	.370	49-49	192	55	71	10	2	8	50	109	.568	39	0	19	0	.470	3	2	23-26	22	.911
1987	.384	48-48	185	43	71	16	2	7	36	112	.605	27	1	13	0	.460	2	0	21-24	12	.947
TOTAL	.374	192-192	751	193	281	52	7	28	166	431	.574	125	3	54	0	.459	13	5	72-80	71	.923

JARRETT PARKER

2008-10

Outfield

Induction Year: 2020



- 2009 ABCA, Baseball America and NCBWA Second Team All-American; 2009 Third Team All-American by Collegiate Baseball; 2009 First Team All-American by Rivals.com
- First Team All-ACC in 2009, Second Team in 2010
- Set single-season records for runs (76), hits (94), triples (8) and total bases (176) in 2009
- Ranks in the top 10 in career runs (161 – T-9th) and total bases (369 – 10th)

- His 26 career home runs are 10th most in UVA History and 16 in 2009 are the third most in a single-season
- His 16 home runs in 2009 were the third most in school history
- 2009 Irvine Regional and 2010 Charlottesville Regional All-Tournament Team
- 2008 ACC All-Academic Team
- Selected in the 2nd round (74th overall) in the 2010 MLB Draft by the San Francisco Giants and made his major league debut with the club in 2015

Year	Avg.	G-GS	AB	R	H	2B	3B	HR	RBI	TB	SLG%	BB	HP	K	GDP	OB%	SF	SH	SB-A	E	FLD%
2008	.264	50-45	148	29	39	4	3	0	16	49	.331	19	4	41	3	.360	1	3	14-16	1	.989
2009	.355	65-65	265	76	94	20	7	16	65	176	.664	39	11	80	7	.450	5	4	20-25	4	.977
2010	.333	65-65	243	56	81	17	8	10	56	144	.593	33	8	56	0	.419	7	1	12-14	0	1.000
TOTAL	.326	180-175	656	161	214	41	18	26	137	369	.563	91	23	177	10	.419	13	8	46-55	5	.988

STEVEN PROSCIA

2009-11

Third Base

Induction Year: 2019



- 2009 Collegiate Baseball Freshman All-American
- 2011 First Team All-ACC selection
- Named the 2011 ACC Tournament MVP
- Member of the 2009 & 2011 College World Series teams
- Program's all-time leader in career RBI (182)
- Ranks second in program history with 411 career total bases and 59 career doubles
- Ranked in the top 10 in career home runs (28 – T-6th) & career hits (254 – 7th)

- Listed on the 2009 Irvine Regional and 2011 Charlottesville Regional All-Tournament Team

- Selected in the 7th Round (213th overall) by the Seattle Mariners in the 2011 MLB Draft

Year	Avg.	G-GS	AB	R	H	2B	3B	HR	RBI	TB	SLG%	BB	HP	K	GDP	OB%	SF	SH	SB-A	E	FLD%
2009	.333	64-64	258	53	86	22	2	10	58	142	.550	17	5	50	3	.379	5	0	13-15	14	.907
2010	.314	64-64	255	52	80	18	4	10	65	136	.533	20	5	45	4	.362	10	0	8-8	15	.904
2011	.320	68-68	275	52	88	19	1	8	59	133	.484	20	5	38	5	.368	7	1	11-16	7	.955
TOTAL	.322	196-196	788	157	254	59	7	28	182	411	.522	57	15	133	12	.370	22	1	32-39	36	.922

MARK REYNOLDS

2002-04

Shortstop

Induction Year: 2018



- 2004 Second Team All-ACC
- 2002 Freshman All-American by Collegiate Baseball
- Hit 15 home runs in 2002, the most ever by any UVA first year
- Upon leaving UVA, his 35 career home runs were tied for the second most in program history
- In 2004 tied school record for runs in a season with 60
- Played for USA Baseball in 2006 Olympic Qualifying Tournament

- Drafted in the 16th round (476th overall) by the Arizona Diamondbacks in the 2004 MLB Draft

- Made his major league debut on May 16, 2007 with the Diamondbacks
- Hit 298 career home runs over a 13-year MLB career playing for eight different clubs


Year	Avg.	G-GS	AB	R	H	2B	3B	HR	RBI	TB	SLG%	BB	HP	K	GDP	OB%	SF	SH	SB-A	E	FLD%
2002	.283	57-55	205	41	58	12	0	15	43	115	.561	20	4	53	4	.355	2	3	8-9	22	.904
2003	.295	52-52	200	45	59	14	3	9	46	106	.530	19	6	50	3	.364	6	4	3-5	17	.925
2004	.274	59-59	234	60	64	11	5	11	48	118	.504	37	8	59	3	.387	3	4	18-22	20	.930
TOTAL	.283	168-166	639	146	181	37	8	35	137	339	.531	76	18	162	10	.370	11	11	29-36	59	.920

EPPA RIXEY

1912-14

Pitcher

Induction Year: 2018




- Elected to the National Baseball Hall of Fame in Cooperstown in 1963, the only player from UVA and any ACC school enshrined
- Played 21 seasons in MLB for the Phillies (1912-20) and the Reds (1921-33)
- Set National League record for most career victories by a left-handed pitcher with 266
- Never played a single game in minor leagues
- Also lettered in basketball at UVA

MEL ROACH

1952-53

Second Baseman

Induction Year: 2019



- Three-sport athlete at UVA (football, basketball, baseball)
- Inducted into the Virginia Sports Hall of Fame (Class of 1988)
- Led the state in hitting in 1952 and 1953
- Eight seasons in the MLB with the Braves (1953-61), Cubs (1961) and Pirates (1962)

VIRGINIA BASEBALL HALL OF FAME

CHRIS TAYLOR

2010-12
Shortstop
Induction Year: 2020



- Drafted in the fifth round (161st overall) by the Seattle Mariners in the 2012 MLB Draft and made his major league debut with the club in 2014
- Walk-off single in 2011 Super Regional vs. UC Irvine to send UVA to its second College World Series
- Named to 2011 Charlottesville Regional All-Tournament Team and ACC All-Tournament Team
- His 63 runs scored in 2011 led the ACC and are the fifth most in school history

- Holds school record for at bats in a season (285 – in 2011)
- Was named the co-MVP of the 2017 NLCS and played in the 2017 and 2018 World Series with the Los Angeles Dodgers

Year	Avg.	G-GS	AB	R	H	2B	3B	HR	RBI	TB	SLG%	BB	HP	K	GDP	OB%	SF	SH	SB-A	E	FLD%
2010	.305	29-13	59	19	18	3	1	0	7	23	.390	16	3	11	2	.463	2	0	0-0	4	.857
2011	.305	68-68	285	63	87	18	2	2	49	115	.404	27	11	45	3	.385	2	3	15-21	17	.931
2012	.284	59-59	236	57	67	13	5	5	47	105	.445	35	6	38	5	.383	5	4	12-14	19	.922
TOTAL	.297	156-140	580	139	172	34	8	7	103	243	.419	78	20	94	10	.393	9	7	27-35	40	.923

JACOB THOMPSON

2006-08
Pitcher
Induction Year: 2018




- Consensus First Team All-American in 2007
- Earned Baseball America & Collegiate Baseball Freshman All-American honors in 2006
- 2007 Finalist for Roger Clemens Award
- 2007 First Team All-ACC
- 2006 Second Team All-ACC
- Led the ACC and was ranked 5th in the nation with 1.50 ERA as a sophomore
- Put together one of the best seasons ever for a UVA pitcher by going 11-0 with a 1.50 ERA and 101 strikeouts in 2007

- Matched a school record with 16 starts in both his freshman and sophomore seasons
- His 27 career wins established a new program mark
- Led the UVA pitching staff in innings pitched in 2006 & 2007
- Won a silver medal playing for Team USA in the 2007 Pan American Games
- Drafted in the fifth round (160th overall) by the Atlanta Braves in the 2008 MLB Draft

Year	ERA	W-L	G-GS	CG	SHO/CBO	SV	IP	H	R	ER	BB	K	BAA	WP	HBP	BK
2006	2.60	10-4	16-16	1	1/1	0	100.1	82	36	29	29	77	.225	3	8	1
2007	1.50	11-0	17-16	2	2/1	0	114.0	79	23	19	32	101	.198	0	8	2
2008	4.30	6-4	15-15	1	0/0	0	81.2	90	50	39	31	70	.274	6	0	2
TOTAL	2.65	27-8	48-47	4	3/2	0	296.0	251	109	87	92	248	.230	9	16	5

JIM WEST

1962-80
Coach
Induction Year: 2018



- UVA head coach from 1962-80
- Compiled 281 wins in 19 seasons
- Led UVA to the 1972 ACC Regular Season Championship and its first NCAA Regional
- His number 24 is the only number retired in program history
- Worked in the UVA athletic department for 33 years in various roles including senior associate athletic director
- Earned his undergraduate (1958), master's degree (1959) and his doctorate (1975) from Virginia

TYLER WILSON

2008-11
Pitcher
Induction Year: 2018



- 2011 Second Team All-ACC
- 2011 ACC All-Academic Team
- Winner of the esteemed Lowe's Senior CLASS Award in 2011
- Went 10-0 with a 2.24 ERA while striking out 124 batters in 104.1 innings pitched in 2011
- Amassed 267 strikeouts and 27 wins as a four-year letterwinner, both in the top 5 in program history
- Member of the 2009 & 2011 College World Series teams


- Credited with two wins on the mound in the 2011 CWS
- Drafted in the 10th round (305th overall) by the Baltimore Orioles in the 2011 MLB Draft
- Made MLB debut on May 20, 2015 with the Orioles

PITCHING

Year	ERA	W-L	G-GS	CG	SHO/CBO	SV	IP	H	R	ER	BB	K	BAA	WP	HBP	BK
2008	4.20	0-0	10-1	0	0/0	0	15.0	13	7	7	9	13	.232	2	2	1
2009	2.97	9-3	31-2	0	0/1	1	66.2	57	23	22	21	63	.237	7	2	1
2010	3.41	8-4	31-0	0	0/1	3	63.1	45	27	24	25	67	.198	2	4	1
2011	2.24	10-0	19-16	0	0/0	0	104.1	75	29	26	22	124	.200	3	4	1
TOTAL	2.85	27-7	91-19	0	0/2	4	249.1	190	86	79	77	267	.211	14	12	4

DENNIS WOMACK

1981-03
Coach
Induction Year: 2018



- UVA head coach from 1981-2003
- Compiled 594 wins the most in program history until 2017
- 1985 ACC Coach of the Year
- Led UVA to NCAA Regionals in 1985 & 1996
- 1985 ACC Regular Season Championship
- 1996 ACC Tournament Champions
- Coached 39 All-ACC selections (17 first-team honorees), three All-Americans, three Academic All-Americans and had 40 players selected in the Major League Baseball Draft, including two first round selections

RYAN ZIMMERMAN

2003-05
Third Baseman
Induction Year: 2018




- 2005 Baseball America Second Team All-American
- 2005 NCBWA Third Team All-American
- 2004 First Team All-ACC
- 2005 Second Team All-ACC
- 2005 ACC All-Tournament Team
- 2005 NCAA Regional All-Tournament Team
- Set UVA single-season hits record, twice with 90 in 2004 and 92 in 2005
- Led the team in batting average in back-to-back years (2004 & 2005)

- Won a gold medal with USA Baseball in the 2004 World University games
- Drafted in the first round (4th overall) by the Washington Nationals in the 2005 MLB Draft, UVA's highest draft pick ever
- Made MLB debut on Sept. 5, 2005 with the Nationals, just over two months after being drafted
- First Cavalier to play in an MLB All-Star Game (2009)
- 2009 Gold Glove Award Winner at 3B
- Silver Slugger Award winner in 2009 & 2010
- Held the Washington Nationals to the franchise's first World Series title in 2019

Year	Avg.	G-GS	AB	R	H	2B	3B	HR	RBI	TB	SLG%	BB	HP	K	GDP	OB%	SF	SH	SB-A	E	FLD%
2003	.308	54-54	221	28	68	13	1	0	36	83	.376	11	1	28	6	.340	2	4	2-4	14	.924
2004	.361	59-59	249	49	90	16	2	1	45	113	.454	11	6	18	3	.395	5	3	13-14	10	.944
2005	.393	61-61	234	51	92	18	4	6	59	136	.581	31	6	14	11	.469	4	0	17-21	11	.941
TOTAL	.355	174-174	704	128	250	47	7	7	140	332	.472	53	13	60	20	.405	11	7	32-39	35	.936

SINGLE-GAME/MISCELLANEOUS RECORDS



Peter Sposato



Greg Miclat

BATTING

At Bats	Adam Haseley	8	vs. Marist	2/22/15
	Christian Lowry	8	vs. Marist	2/22/15
	Daniel Pinero	8	vs. Marist	2/22/15
	Brandon Guyer	8	at Coll. of Charleston	2/26/06
	Mike Mitchell	8	at Coll. of Charleston	2/26/06
	25 times	7		
Runs	11x, last by Max Cotier	5	UMass Lowell	3/10/20
Hits	Mark McMillian	6	at Maryland	4/28/90
	Jeff Booker	6	Liberty Baptist	4/1/85
	27x, last by Nick Howard	5	Richmond	4/24/13
RBI	Peter Sposato	10	vs. Maryland	4/11/78
	Brandon Guyer	9	Niagara	3/13/07
	Bobby Rivell	9	at Maryland	4/28/90
Stolen Bases	Greg Miclat	4	at Clemson	4/20/07
	Mike Mitchell	4	at NC A&T	2/15/04
	23x, last by Chris Taylor	3	NC State	4/24/11
Caught Stealing	12x, last by Nic Kent	2	vs Norfolk St.	4/10/19
Doubles	30x, last by Zack Gelof	3	vs. Vanderbilt	2/15/19
Triples	14x, last by Max Cotier	2	Dartmouth	2/28/20
Home Runs	Peter Sposato	4	vs. Maryland	4/11/78
	Steve Cunha	3	at Maryland	4/27/90
	Jay West	3	vs. Maryland	4/11/78
	66 times, last by Zack Gelof	2	NC State	3/8/20
Bases on Balls	Phil Gosselin	5	at James Madison	3/17/10
	18x, last by Nate Eikhoff	4	Boston College	3/18/18
Hit By Pitch	5x, last by Caleb Knight	3	at Miami	3/25/18
Sacrifice Hits	4x, last by Nick Howard	3	Boston College	3/15/14
Sacrifice Flies	25x, last by Justin Novak	2	Clemson	4/29/18
Strikeouts	3x, last by Jared King	5	at Duke	4/20/12

PITCHING

Strikeouts	Harry Thomas	19	Clemson	4/26/74
	Nathan Kirby	18	at Pittsburgh	4/4/14
	Seth Greisinger	16	North Carolina	3/23/96
Earned Runs	Seth Greisinger	13	at Old Dominion	2/23/95
Runs	Seth Greisinger	13	at Old Dominion	2/23/95
	Mike Long	13	Kent State	3/21/87
Bases on Balls	Derrick Cusic	10	Md. Eastern Shore	2/29/92
	George Cave	10	vs. Purdue-Fort Wayne	3/17/79

WIN/LOSS MARGIN

WIN				LOSS			
1.	27 (29-2)	Niagara	3/13/07	1.	28 (28-0)	Baltimore	1894
2.	26 (27-1)	Coppin State	2/28/08	2.	24 (28-4)	Yale	1894
	26 (28-2)	at Richmond	4/16/71	3.	23 (23-0)	Boston (AL)	1901
	26 (27-1)	Akron	1950		23 (25-2)	Pennsylvania	1890
	26 (27-1)	William & Mary	1902	5.	22 (26-4)	Clemson	4/17/77
					22 (22-0)	Buffalo	1921
					22 (22-0)	Boston	1892

GAME LENGTH: INNINGS

1.	18	vs. Marist (Charleston, S.C.)	2/22/15
2.	17	at College of Charleston	2/26/06
3.	16	at Clemson	4/19/74
4.	15	vs. TCU (College World Series; Omaha, Neb.)	6/17/14
5.	14	James Madison	4/25/07
	14	at North Carolina	4/1/05
	14	Georgia Tech	4/2/99
	14	at North Carolina	4/9/89
9.	13	at Boston College	4/10/16
	13	vs. South Carolina (CWS; Omaha, Neb.)	6/24/11
	13	Oregon State (NCAA Regional)	6/2/07
	13	at Wake Forest	4/3/93

GAME LENGTH: TIME

1.	5:30 (11)	at Virginia Tech	5/16/19
2.	5:19 (17)	at College of Charleston	2/26/06
3.	5:08 (18)	vs. Marist (Charleston, S.C.)	2/22/15
4.	5:01 (13)	at Boston College	4/10/16
5.	4:53 (13)	Oregon State (NCAA Regional)	6/2/07
	4:53 (9)	Boston College	3/18/18
7.	4:51 (15)	vs. TCU (College World Series; Omaha, Neb.)	6/17/14
8.	4:48 (11)	vs. Southern California (NCAA Lake Elsinore Regional)	5/31/15
9.	4:46 (12)	vs. Arkansas (College World Series; Omaha, Neb.)	6/17/09
10.	4:40 (14)	at North Carolina	4/1/05
11.	4:39 (14)	James Madison	4/25/07
12.	4:36 (11)	Virginia Tech	3/9/12

Longest 9-Inning Games:

4:53	Boston College	3/18/18
4:48	at Wake Forest	5/19/18
4:32	Virginia Tech	4/8/18
4:30	North Carolina	4/17/16

NO-HITTERS (6)

Name	Opponent	Score	Date
Ned Turnbull	NC State	4-0	4/22/66
Barry Collier	Mansfield State	4-1	3/27/74
Mike Ballard	Boston College	5-0	4/16/06
Will Roberts (perfect game)	George Washington	2-0	3/29/11
Nathan Kirby	at Pittsburgh	4-0	4/4/14
Nicholson/Rohm/Donahue			
Wilson/Meyer/Sousa	William & Mary	4-3 (11)	2/28/18

NOTE: Single-game records are since 1958 season
(No statistics available for 1971 or prior to 1958. Only statistics available from 1958 through the 1970 season are hits, AB, 2B, 3B, HR)



Will Roberts - 2011 Perfect Game

BATTING RECORDS

GAMES PLAYED CAREER

1. Tyler Cannon (2007-10).....	244
2. David Stone (1999-2002).....	225
3. Ryan Gilleland (1995-98).....	221
Kyle Werman (2002-05).....	221
5. Adam Robinson (1994-97).....	219
Matt Street (2002-05).....	219
7. Tim Henry (2004-07).....	215
8. Keith Werman (2009-12).....	214
9. Kenny Towns (2012-15).....	207
10. John Barr (2008-11).....	203

SEASON

1. Branden Cogswell (2014).....	69
Joe McCarthy (2014).....	69
Mike Papi (2014).....	69
4. Adam Haseley (2015).....	68
Pavin Smith (2015).....	68
Kenny Towns (2015).....	68
Daniel Pinero (2014).....	68
John Hicks (2011).....	68
Steven Proscia (2011).....	68
Chris Taylor (2011).....	68
Keith Werman (2011).....	68

BATTING AVERAGE CAREER (MINIMUM 250 AT-BATS)

1. Jeff Booker (1984-85).....	376
2. Bill Narleski (1984-87).....	374
3. Stephen Bruno (2010-12).....	366
Kent Savedge (1984-87).....	366
5. Ryan Zimmerman (2003-05).....	355
6. Kevin O'Sullivan (1990-91).....	351
7. Jeff Musser (1979-80).....	348
8. Steve Cunha (1988-91).....	345
9. Glenn Harris (1980-83).....	343
10. Steve Bryant (1968-70).....	341

SEASON

(MINIMUM 75 AT-BATS)

1. Tom Phillips (1949).....	452
2. Jeff Booker (1985).....	427
3. Glenn Harris (1981).....	425
4. Allen Barbee (1954).....	421
5. Keith Werman (2010).....	414
6. Steve Cunha (1991).....	400
Robbin Marvin (1972).....	400
Chuck Arnold (1956).....	400
9. Brian Buchanan (1994).....	396
10. Jay West (1981).....	395

AT-BATS CAREER

1. Tyler Cannon (2007-10).....	910
2. Ryan Gilleland (1995-98).....	865
3. Matt Street (2002-05).....	861
4. David Stone (1999-2002).....	851
5. Adam Robinson (1994-97).....	826
6. Steven Proscia (2009-11).....	788
7. John Hicks (2009-11).....	775
8. Bobby Rivell (1987-90).....	769
9. Bill Narleski (1984-87).....	751
10. Adam Haseley (2015-17).....	746

SEASON

1. Chris Taylor (2011).....	285
2. John Hicks (2011).....	277
3. Adam Haseley (2015).....	276
4. Steven Proscia (2011).....	275
5. Pavin Smith (2015).....	270
6. Kenny Towns (2015).....	267
7. Jarrett Parker (2009).....	265
8. Ernie Clement (2016).....	262
Phil Gosselin (2010).....	262
10. Branden Cogswell (2014).....	259

RUNS CAREER

1. Bobby Rivell (1987-90).....	199
2. Bill Narleski (1984-87).....	193
3. Adam Haseley (2015-17).....	185
Tyler Cannon (2007-10).....	185
5. Matt Street (2002-05).....	183
6. Adam Robinson (1994-97).....	175
7. David Stone (1999-02).....	174
8. John Galloway (1994-97).....	163
9. John Hicks (2009-11).....	162
Jarrett Parker (2008-10).....	161

SEASON

1. Jarrett Parker (2009).....	76
2. Adam Haseley (2017).....	68
3. Brandon Downes (2013).....	67
Phil Gosselin (2010).....	67
5. Chris Taylor (2011).....	63
6. Ernie Clement (2016).....	62
7. Adam Haseley (2016).....	61
8. Daniel Pinero (2015).....	60
Mark Reynolds (2004).....	60
David Guy (1988).....	60

HITS CAREER

1. Bill Narleski (1984-87).....	281
2. Tyler Cannon (2007-10).....	276
David Stone (1999-02).....	276
4. Adam Robinson (1994-97).....	263
5. Ryan Gilleland (1995-98).....	262
6. Matt Street (2002-05).....	255
7. Steven Proscia (2009-11).....	254
8. Ryan Zimmerman (2003-05).....	250
9. John Hicks (2009-11).....	245
10. Bobby Rivell (1987-90).....	240

SEASON

1. Phil Gosselin (2010).....	100
2. Jarrett Parker (2009).....	94
3. Ernie Clement (2016).....	92
John Hicks (2011).....	92
Ryan Zimmerman (2005).....	92
6. Ryan Zimmerman (2004).....	90
7. Stephen Bruno (2012).....	88
Steven Proscia (2011).....	88
Dan Grovatt (2009).....	88
Jon Benick (1999).....	88

RUNS BATTED IN CAREER

1. Steven Proscia (2009-11).....	182
2. Pavin Smith (2015-17).....	178
3. Sean Doolittle (2005-07).....	167
4. Ryan Gilleland (1995-98).....	166
Bill Narleski (1984-87).....	166
6. Jon Benick (1998-01).....	162
7. Kenny Towns (2012-15).....	159
8. George Priftis (1980-83).....	158
9. Dan Grovatt (2008-10).....	157
10. Mike Lindner (1987-90).....	154

SEASON

1. Pavin Smith (2017).....	77
2. Kenny Towns (2015).....	67
Joe Koshansky (2004).....	67
4. Brian Buchanan (1994).....	66
5. Steven Proscia (2010).....	65
Jarrett Parker (2009).....	65
7. Matt Thaiss (2015).....	64
Phil Gosselin (2009).....	64
9. Phil Gosselin (2010).....	61
10. Dan Grovatt (2010).....	60
Brian Sherlock (1998).....	60

HOME RUNS CAREER

1. E.J. Anderson (1995-98).....	37
2. Mark Reynolds (2002-04).....	35
Jon Benick (1998-01).....	35
4. Mike Lindner (1987-90).....	33
5. Brian Buchanan (1992-94).....	30
6. Pavin Smith (2015-17).....	28
Steven Proscia (2009-11).....	28
Bill Narleski (1984-87).....	28
9. Ryan Gilleland (1995-98).....	27
10. Jarrett Parker (2008-10).....	26
Joe Koshansky (2001-04).....	26

SEASON

1. Brian Buchanan (1994).....	22
2. Jon Benick (2001).....	18
3. Jarrett Parker (2009).....	16
Joe Koshansky (2004).....	16
5. Mark Reynolds (2002).....	15
6. Adam Haseley (2017).....	14
E.J. Anderson (1996).....	14
Kevin McDonald (1988).....	14
Kent Savedge (1986).....	14
10. Pavin Smith (2017).....	13

TOTAL BASES CAREER

1. Bill Narleski (1984-87).....	431
2. Steven Proscia (2009-11).....	411
3. Ryan Gilleland (1995-98).....	400
4. Adam Robinson (1994-97).....	394
5. Tyler Cannon (2007-10).....	380
6. John Hicks (2009-11).....	379
Bobby Rivell (1987-90).....	379
8. Pavin Smith (2015-17).....	373
9. Jon Benick (1998-01).....	372
10. Jarrett Parker (2008-10).....	369

SEASON

1. Jarrett Parker (2009).....	176
2. Brian Buchanan (1994).....	165
3. Phil Gosselin (2010).....	163
4. Dan Street (2002).....	153
5. Adam Haseley (2017).....	147
6. Brandon Downes (2013).....	144
Jarrett Parker (2010).....	144
8. Steven Proscia (2009).....	142
9. Hunter Wyant (2001).....	140
10. John Hicks (2011).....	139

DOUBLES CAREER

1. Tyler Cannon (2007-10).....	62
2. Steven Proscia (2009-11).....	59
3. John Hicks (2009-11).....	54
4. Brandon Guyer (2005-07).....	53
5. Bill Narleski (1984-87).....	52
6. Kenny Towns (2012-15).....	51
7. Phil Gosselin (2008-10).....	50
8. Ryan Gilleland (1995-98).....	49
9. Brian Sherlock (1995-98).....	48
Bobby Rivell (1987-90).....	48

SEASON

1. Stephen Bruno (2012).....	23
Dan Street (2002).....	23
3. Phil Gosselin (2010).....	22
Steven Proscia (2009).....	22
Dan Grovatt (2008).....	22
6. Kenny Towns (2015).....	21
John Hicks (2011).....	21
Tanner Morris (2019).....	21
9. Daniel Pinero (2016).....	20
Brandon Downes (2013).....	20
John Hicks (2010).....	20
Jarrett Parker (2009).....	20
Robert Word (2002).....	20

TRIPLES CAREER

1. Jarrett Parker (2008-10).....	18
2. Brian Buchanan (1992-94).....	13
3. Derek Fisher (2012-14).....	12
Tyler Cannon (2007-10).....	12
5. Brandon Downes (2012-14).....	11
John Galloway (1994-97).....	11
Jason Cook (1990-93).....	11
Jay West (1978-80).....	11
9. Adam Haseley (2015-17).....	10
Tom Crowley (1991-93).....	10

SEASON

1. Derek Fisher (2012).....	8
Jarrett Parker (2010).....	8
3. Jake McCarthy (2017).....	7
Brandon Downes (2013).....	7
Jarrett Parker (2009).....	7
Hunter Wyant (2001).....	7
7. Adam Haseley (2016).....	6
Brian Buchanan (1993).....	6
Keith Kowalski (1985).....	6
Jay West (1978).....	6
Steve Bryant (1969).....	6

STOLEN BASES CAREER

1. Greg Miclat (2006-08).....	83
David Stone (1999-02).....	83
3. Bill Narleski (1984-87).....	72
4. Adam Robinson (1994-97).....	57
5. Bobby Rivell (1987-90).....	56
6. Matt Street (2002-05).....	55
7. Chris Kughn (1987-90).....	50
8. Tyler Cannon (2007-10).....	49
9. Phil Gosselin (2008-10).....	48
10. Robbin Marvin (1969-72).....	47
Mike Mitchell (2004-07).....	47

SEASON

1. Greg Miclat (2007).....	32
2. Greg Miclat (2008).....	30
3. Jake McCarthy (2017).....	27
4. David Stone (2002).....	26
5. Phil Gosselin (2009).....	24
6. Bill Narleski (1986).....	23
7. Adam Robinson (1997).....	22
Chris Kughn (1990).....	22
Bobby Rivell (1990).....	22
10. Greg Miclat (2006).....	21
David Stone (2001).....	21
Bill Narleski (1987).....	21
Robbin Marvin (1972).....	21

BASES ON BALLS CAREER

1. David Stone (1999-02).....	156
2. Sean Doolittle (2005-07).....	125
Bill Narleski (1984-87).....	125
4. Jared King (2009, 2011-13).....	123
5. Mike Papi (2012-14).....	121
6. Justin Counts (1993-96).....	114
Daniel Pinero (2014-16).....	114
8. Joe McCarthy (2013-15).....	113
9. George Priftis (1980-83).....	112
10. Adam Haseley (2015-17).....	111

SEASON

1. Mike Papi (2014).....	61
2. Joe McCarthy (2013).....	54
Sean Doolittle (2006).....	54
Justin Counts (1996).....	54
5. Jared King (2012).....	51
6. Sean Doolittle (2007).....	46
7. Mike Papi (2013).....	45
8. Adam Haseley (2017).....	44
9. David Stone (2001).....	43
10. Branden Cogswell (2014).....	42
David Stone (2002).....	42
Brian Sherlock (1998).....	42

BATTING/PITCHING RECORDS

HIT BY PITCH

CAREER

1. Tim LaVigne (1997-00).....	51
2. Matt Street (2002-05).....	38
3. John Barr (2008-11).....	33
4. Kenny Towns (2012-15).....	31
5. Kyle Werman (2002-05).....	30
6. Tom Hagan (2003-06).....	28
Brandon Guyer (2005-07).....	28
8. Nate Irving (2012-14).....	27
Jeremy Farrell (2005-08).....	27
Beau Seabury (2006-07).....	27

SEASON

1. Tim LaVigne (1999).....	20
2. Joe McCarthy (2014).....	18
3. Tim LaVigne (1998).....	17
4. Kyle Werman (2004).....	16
5. Stephen Bruno (2012).....	15
John Barr (2011).....	15
Keith Werman (2011).....	15
8. Nate Irving (2012).....	14
Beau Seabury (2007).....	14
Matt Street (2004).....	14
Tim LaVigne (2000).....	14

ON-BASE PERCENTAGE

SEASON

1. Bill Narleski (1984).....	.524
2. Mike Papi (2013).....	.517
3. Tony Latham (1983).....	.512
4. Kent Savedge (1986).....	.500
5. Dave Duncan (1978).....	.493
6. Adam Haseley (2017).....	.491
George Priftis (1983).....	.491
8. Dave Bratt (1973).....	.489
9. Keith Werman (2010).....	.486
Greg Miclat (2007).....	.486

SLUGGING

SEASON

1. Brian Buchanan (1994).....	.838
2. Chuck Arnold (1956).....	.800
3. Duke Duncan (1978).....	.737
4. Kevin McDonald (1988).....	.728
5. Kent Savedge (1986).....	.702
6. Don Aicholz (1950).....	.670
7. Jarrett Parker (2009).....	.664
8. Jay West (1978).....	.661
9. Adam Haseley (2017).....	.659
Dan Street (2002).....	.659

PITCHING APPEARANCES

CAREER

1. Casey Lambert (2004-07).....	112
2. Michael Schwimer (2005-08).....	93
3. Tim LaVigne (1997-2000).....	92
4. Tyler Wilson (2008-11).....	91
5. Kyle Crockett (2011-13).....	88
6. Whit Mayberry (2010-14).....	87
7. Alec Bettinger (2014-17).....	82
8. Josh Sborz (2013-15).....	80
9. Justin Thompson (2009-12).....	76
10. Andrew Carraway (2006-09).....	74

SEASON

1. Michael Schwimer (2006).....	36
2. Justin Thompson (2012).....	34
3. Josh Sborz (2015).....	33
4. Kyle Crockett (2012).....	32
Brandon Kline (2011).....	32
Matt Packer (2009).....	32
Matt Moore (1994).....	32
8. Nick Howard (2014).....	31
Tyler Wilson (2010).....	31
Kevin Arico (2009).....	31
Tyler Wilson (2009).....	31

GAMES STARTED

CAREER

1. Brandon Waddell (2013-15).....	53
2. Danny Hultzen (2009-11).....	50
3. Joe Koshansky (2001-04).....	49
Brandon Creswell (1998-2001).....	49
5. Jacob Thompson (2006-08).....	47
6. Kent Kruse (1990-93).....	45
7. Pat Daneker (1995-97).....	40
Seth Greisinger (1994-96).....	40
David Sammons (1986-89).....	40
10. Frank Lankford (1990-93).....	39

SEASON

1. Brandon Waddell (2015).....	19
2. Connor Jones (2015).....	18
Nathan Kirby (2014).....	18
Brandon Waddell (2014).....	18
Danny Hultzen (2011).....	18
6. Will Roberts (2011).....	17
7. Scott Silverstein (2013).....	16
Brandon Waddell (2013).....	16
Tyler Wilson (2011).....	16
Danny Hultzen (2010).....	16
Robert Morey (2010).....	16
Danny Hultzen (2009).....	16
Jacob Thompson (2006).....	16
Mike Ballard (2006).....	16
Andrew Dobies (2004).....	16
Brandon Creswell (2000).....	16
Seth Greisinger (1996).....	16

WINS

CAREER

1. Danny Hultzen (2009-11).....	32
2. Tyler Wilson (2008-11).....	27
Jacob Thompson (2006-08).....	27
4. Alec Bettinger (2014-17).....	22
Connor Jones (2014-16).....	22
Sean Doolittle (2005-07).....	22
7. Brandon Waddell (2013-15).....	21
Joe Koshansky (2001-04).....	21
Seth Greisinger (1994-96).....	21
Tim Burcham (1983-85).....	21

SEASON

1. Danny Hultzen (2011).....	12
Seth Greisinger (1996).....	12
3. Connor Jones (2016).....	11
Will Roberts (2011).....	11
Danny Hultzen (2010).....	11
Jacob Thompson (2007).....	11
Sean Doolittle (2006).....	11
Tim Burcham (1985).....	11
9. Brandon Waddell (2014).....	10
Scott Silverstein (2013).....	10
Tyler Wilson (2011).....	10
Jacob Thompson (2006).....	10

WINNING PERCENTAGE

CAREER

(MINIMUM 10 DECISIONS)

1. Robert Poutier (2005-09/11-1).....	.917
2. David Rosenberger (2012-15/9-1).....	.900
Will Roberts (2009-11/18-2).....	.900
4. Shane Halley (2009-12/14-2).....	.875
5. Danny Hultzen (2009-11/32-5).....	.865
6. Whit Mayberry (2010-14/18-3).....	.857
Craig Zaikov (1993-96/12-2).....	.857
8. Mike Judkins (1971-72/10-2).....	.833
9. Connor Jones (2014-16/22-5).....	.815
10. Kyle Crockett (2011-13/12-3).....	.800
Andrew Carraway (2006-09/20-5).....	.800
Jack Leachman (1947-49/12-3).....	.800

SEASON

(MINIMUM FIVE DECISIONS)

1. Jacob Thompson (2007/11-0).....	1.000
Tyler Wilson (2011/10-0).....	1.000
Alec Bettinger (2017/8-0).....	1.000
Pat McAnaney (2005/7-0).....	1.000
Alec Bettinger (2014/6-0).....	1.000
Whit Mayberry (2011/5-0).....	1.000
Cody Winiarski (2010/5-0).....	1.000
Andrew Carraway (2007/5-0).....	1.000
West Lescanec (1980/5-0).....	1.000
Jack Leachman (1949/5-0).....	1.000
11. Connor Jones (2016/11-1).....	.916
Danny Hultzen (2010/11-1).....	.916

EARNED RUN AVERAGE

CAREER

(MINIMUM 100 INNINGS)

1. Larry Gammon (1964-67).....	1.97
2. Kyle Crockett (2011-13).....	1.98
3. Danny Hultzen (2009-11).....	2.08
4. Richard Spigone (1969-71).....	2.15
5. Josh Sborz (2013-15).....	2.20
6. Sean Doolittle (2005-07).....	2.23
7. Ed Kihm (1968-71).....	2.32
8. Scott Gardner (1973-75).....	2.44
9. Bill Spencer (1961-1962).....	2.48
10. Keith Liskey (1965-67).....	2.51
Adam Haseley (2015-17).....	2.51

SEASON

(MINIMUM 45.0 INNINGS)

1. Robert Poutier (2005).....	0.73
Buddy Charles (1950).....	0.89
3. Matt Packer (2008).....	1.14
4. Artie Lewicki (2014).....	1.31
5. Danny Hultzen (2011).....	1.37
6. Larry Gammon (1965).....	1.38
7. Bill Boozer (1950).....	1.45
8. Jacob Thompson (2007).....	1.50
9. Pat McAnaney (2005).....	1.55
10. Whit Mayberry (2014).....	1.60

INNINGS PITCHED

CAREER

1. Brandon Creswell (1998-01).....	345.1
2. Danny Hultzen (2009-11).....	320.0
3. Joe Koshansky (2001-04).....	317.2
4. Brandon Waddell (2013-15).....	312.2
5. Jacob Thompson (2006-08).....	296.0
6. Seth Greisinger (1994-96).....	282.1
7. Pat Daneker (1995-97).....	280.1
8. Connor Jones (2014-16).....	274.0
9. Kent Kruse (1990-93).....	267.2
10. Jeff Kamrath (2001-03, 05).....	263.2

SEASON

1. Seth Greisinger (1996).....	123.0
2. Danny Hultzen (2011).....	118.0
3. Tim Burcham (1985).....	117.0
4. Connor Jones (2015).....	115.2
5. Brandon Waddell (2014).....	114.0
Jacob Thompson (2007).....	114.0
7. Nathan Kirby (2014).....	113.1
8. Brandon Waddell (2015).....	110.0
9. Andrew Dobies (2004).....	108.1
10. Danny Hultzen (2010).....	106.2

STRIKEOUTS

CAREER

1. Danny Hultzen (2009-11).....	395
2. Seth Greisinger (1994-96).....	289
3. Tim Burcham (1983-85).....	272
4. Tyler Wilson (2008-11).....	267
5. Brandon Creswell (1998-01).....	261
6. Jacob Thompson (2006-08).....	248
7. Brandon Waddell (2013-15).....	246
8. Sean Doolittle (2005-07).....	243
9. Andrew Carraway (2006-09).....	238
10. Kevin ShROUT (1997-00).....	233

SEASON

1. Danny Hultzen (2011).....	165
2. Tim Burcham (1985).....	146
3. Seth Greisinger (1996).....	141
4. Tyler Wilson (2011).....	124
5. Danny Hultzen (2010).....	123
6. Connor Jones (2015).....	113
Buddy Charles (1950).....	113
8. Nathan Kirby (2014).....	112
9. Andrew Dobies (2004).....	109
10. Sean Doolittle (2006).....	108

SAVES

CAREER

1. Casey Lambert (2004-07)*.....	43
2. Kevin Arico (2008-10).....	29
3. Brandon Kline (2010-12).....	21
4. Nick Howard (2012-14).....	20
5. Tim LaVigne (1997-00).....	18
6. Tommy Doyle (2015-17).....	17
Josh Sborz (2013-15).....	17
8. Michael Schwimer (2005-08).....	16
9. Todd Ruyak (1989-92).....	13
10. Kyle Crockett (2011-13).....	12
Justin Thompson (2009-12).....	12

SEASON

1. Nick Howard (2014).....	20*
2. Brandon Kline (2011).....	18
Kevin Arico (2010).....	18
4. Josh Sborz (2015).....	15
5. Tommy Doyle (2017).....	14
Michael Schwimer (2008).....	14
Casey Lambert (2005).....	14
8. Kyle Crockett (2013).....	12
Justin Thompson (2012).....	12
10. Kevin Arico (2009).....	11
Casey Lambert (2007).....	11

COMPLETE GAMES

CAREER

1. Tim Burcham (1983-85).....	20
2. Richard Spigone (1969-71).....	17
3. Steve Brindle (1970-73).....	16
Keith Liskey (1965-67).....	16
5. Pat Daneker (1995-97).....	15
6. Seth Greisinger (1994-96).....	14
Marty Moore (1976-79).....	14
Larry Gammon (1964-67).....	14
9. Mike Gordon (1979-82).....	13
Harry Thomas (1973-76).....	13

SEASON

1. Tim Burcham (1985).....	11
2. Pat Daneker (1995).....	8
Tim Burcham (1984).....	8
Richard Spigone (1969).....	8
Bill Spencer (1962).....	8
6. Seth Greisinger (1995).....	7
Keith Liskey (1966).....	7
8. Seth Greisinger (1996).....	6
Mike Gordon (1981).....	6
Marty Moore (1977).....	6
Harry Hollar (1974).....	6
Bill Kelley (1968).....	6

Bold indicates active player

*Denotes ACC record

ANNUAL BATTING LEADERS

BATTING AVERAGE

(min. 2 AB/game)

1964	John Pincavage	.309
1965	Larry Gammon	.286
1966	Stewart Evans	.293
1967	William Curtis	.389
1968	Joel DeBoe	.333
1969	Robbin Marvin	.327
1970	Steve Bryant	.383
1971	Stephen Sroba	.315
1972	Robbin Marvin	.303
1973	David Bratt	.364
1974	Dan Bernstein	.300
1975	Dean Pallotta	.358
1976	Steve Norwood	.327
1977	David Duff	.376
1978	Duke Duncan	.368
1979	Peter Sposato	.369
1980	Donald Meeks	.382
1981	Glenn Harris	.425
1982	Glenn Harris	.391
1983	George Priftis	.357
1984	Bill Narleski	.366
1985	Jeff Booker	.427
1986	Kent Savedge	.392
1987	Bill Narleski	.384
1988	Kevin McDonald	.364
1989	Chris Kughn	.392
1990	Bobby Rivell	.365
1991	Steve Cunha	.400
1992	Kevin Stock	.314
1993	Tom Crowley	.356
1994	Brian Buchanan	.396
1995	Justin Counts	.327
1996	Adam Robinson	.336
1997	Adam Robinson	.353
1998	Brian Sherlock	.351
1999	Joe Benick	.384
2000	Robbie Marvin	.350
2001	Hunter Wyant	.363
2002	Dan Street	.371
2003	Chris Sweet	.326
2004	Ryan Zimmerman	.361
2005	Ryan Zimmerman	.393
2006	Brandon Marsh	.380
2007	Greg Miclat	.376
2008	John Barr	.325
2009	Dan Grovatt	.356
2010	Keith Werman	.414
2011	David Coleman	.362
2012	Stephen Bruno	.370
2013	Mike Papi	.381
2014	Mike Papi	.307
2015	Matt Thaiss	.323
2016	Matt Thaiss	.375
2017	Adam Haseley	.390
2018	Andy Weber	.344
2019	Tanner Morris	.345
2020	Chris Newell	.407

RUNS

1964	John Pincavage	12
1965	Edward Carrington	7
1966	Bill Curtis	12
1967	Charles Hall	11
1968	Steve Bryant	17
1969	Robert Schultz	24
1970	Steve Bryant	24
1971	Robbin Marvin	29
1972	Robbin Marvin	26
1973	Stephen Sroba	29
1974	Pete Andersen	30
1975	Pete Andersen	19
1976	Robbie Emerson	29
1977	David Duff	26
1978	Drew Schuett	32
1979	Mark Meleski	40
1980	Mark Maleski	31
1981	Jay West	47
1982	Steve Heon	53
1983	Glen Harris	33
1984	Bill Narleski	38
1985	Keith Kowalski	58
1986	Bill Narleski	55
1987	Bobby Rivell	47
1988	David Guy	60
1989	Chris Kughn	44
1990	Bobby Rivell	58
1991	Kevin Stock	35
1992	Jason Cook	44
1993	Jason Cook	40
1994	Brian Buchanan	57
1995	Justin Counts	49
1996	Adam Robinson	55
1997	Adam Robinson	53
1998	Brian Sherlock	46
1999	Tim LaVigne	46
2000	Luis Giraldo	50
2001	Hunter Wyant	48
2002	David Stone	53
2003	Joe Koshansky	43
2004	Mark Reynolds	60
2005	Matt Street	53
2006	David Adams	57
2007	Greg Miclat	51
2008	Greg Miclat	52
2009	Jarrett Parker	76
2010	Phil Gosselin	67
2011	Chris Taylor	63
2012	Chris Taylor	57
2013	Brandon Downes	67
2014	Branden Cogswell/ Mike Papi	55
2015	Daniel Pinerio	60
2016	Ernie Clement	62
2017	Adam Haseley	68
2018	Andy Weber	42
2019	Tanner Morris	56
2020	Zack Gelof	24

HITS

1964	John Pincavage	21
1965	Mack Wilcox	21
1966	Stewart Evans	24
1967	Charles Hall	23
1968	Steve Bryant	34
1969	Steve Bryant	37
1970	Steve Bryant	41
1971	Mike Cubbage	32
1972	Robbin Marvin	44
1973	David Bratt	40
1974	Pete Andersen	41
1975	Dean Pallotta	29
1976	Tony Zentgraf	48
1977	David Duff	47
1978	Drew Schuett	45
1979	Drew Schuett	51
1980	Jeff Musser	51
1981	Jay West	77
1982	Glen Harris	66
1983	George Priftis	45
1984	Bill Narleski	60
1985	Bill Narleski	79
1986	Kent Savedge	71
1987	Bill Narleski	71
1988	David Guy	70
1989	Chris Kughn	71
1990	Bobby Rivell	73
1991	Kevin O' Sullivan	73
1992	Hans Martinsen	54
1993	Brian Buchanan	65
1994	Brian Buchanan	78
1995	Justin Counts	68
1996	John Galloway	80
1997	Adam Robinson	76
1998	Brian Sherlock	71
1999	Jon Benick	88
2000	Tim LaVigne	72
2001	Hunter Wyant	86
2002	Dan Street	86
2003	Matt Street	74
2004	Ryan Zimmerman	90
2005	Ryan Zimmerman	92
2006	Brandon Guyer	80
2007	David Adams	84
2008	Greg Miclat	77
2009	Jarrett Parker	94
2010	Phil Gosselin	100
2011	John Hicks	92
2012	Stephen Bruno	88
2013	Brandon Downes	80
2014	Branden Cogswell	78
2015	Pavin Smith	83
2016	Ernie Clement	92
2017	Adam Haseley	87
2018	Andy Weber	72
2019	Tanner Morris	77
2020	Max Cotier	25

HOME RUNS

1964	John Pincavage	3
1965	John Pincavage	2
1966	Stewart Evans	3
1967	Charles Hall	2
1968	Joel DeBoe	2
1969	Steve Bryant	2
1970	Mike Cubbage	6
1971	Samuel Beale	3
1972	Duval White	2
1973	Dean Pallotta	4
1974	Pete Andersen	7
1975	Pete Andersen	5
1976	Tony Zentgraf	8
1977	David Duff	6
1978	Duke Duncan	11
1979	Paul Thomas	3
1980	William West	5
1981	George Priftis	6
1982	George Priftis	10
1983	Tony Latham	3
1984	Jeff Booker	8
1985	Bill Narleski	9
1986	Kent Savedge	14
1987	Bill Narleski	7
1988	Kevin McDonald	14
1989	Doug Johns	5
1990	Steve Cunha	12
1991	Steve Cunha	5
1992	Ron Zucchelli	4
1993	Brian Buchanan	6
1994	Brian Buchanan	22
1995	Justin Counts	6
1996	E.J. Anderson	14
1997	E.J. Anderson	12
1998	Brian Sherlock	10
1999	Jon Benick	10
2000	Luis Giraldo	8
2001	Dan Street	9
2002	Mark Reynolds	15
2003	Joe Koshansky	9
2004	Joe Koshansky	16
2005	Sean Doolittle	11
2006	Brandon Guyer	7
2007	Brandon Guyer	8
2008	Jeremy Farrell	11
2009	Jarrett Parker	16
2010	Phil Gosselin	11
2011	Steven Proscia/ John Hicks	8
2012	Derek Fisher	7
2013	Brandon Downes	10
2014	Mike Papi	11
2015	Matt Thaiss	10
2016	Matt Thaiss	10
2017	Adam Haseley	14
2018	Andy Weber	5
2019	Morris/Simmons /Rivoli	5
2020	Zack Gelof	5

RBI

1964	Mack Wilcox	10
1965	Edward Carrington	9
1966	Ron Bugnar	10
1967	Charles Hall	21
1968	Charles Hall	10
1969	Mike Cubbage	21
1970	Mike Cubbage	29
1971	Samuel Beale	29
1972	Dave Bratt	24
1973	Dean Pallotta	25
1974	Dean Pallotta	29
1975	Dean Pallotta	21
1976	Tony Zentgraf	34
1977	Duke Duncan	26
1978	Duke Duncan	39
1979	Jeff Musser	38
1980	William West	28
1981	Mark Meleski	45
1982	George Priftis	57
1983	George Priftis	34
1984	Bill Narleski	27
1985	Bill Narleski	53
1986	Kent Savedge	53
1987	Kent Savedge	50
1988	Chris Kughn	47
1989	Keith Lee	46
1990	Mike Linder	56
1991	Kevin O' Sullivan	39
1992	Jason Cook	28
1993	Brian Buchanan	37
1994	Brian Buchanan	66
1995	Justin Counts	40
1996	Adam Robinson	40
1997	John Galloway	56
1998	Brian Sherlock	60
1999	Jon Benick	54
2000	Tim LaVigne	47
2001	Jon Benick	57
2002	Dan Street	59
2003	Mark Reynolds	46
2004	Joe Koshansky	67
2005	Ryan Zimmerman	59
2006	Brandon Guyer	57
2007	Sean Doolittle	53
2008	Jeremy Farrell	54
2009	Jarrett Parker	65
2010	Steven Proscia	65
2011	Steven Proscia/ John Hicks	59
2012	Stephen Bruno	54
2013	Brandon Downes	59
2014	Mike Papi	56
2015	Kenny Towns	67
2016	Matt Thaiss	59
2017	Pavin Smith	77
2018	Andy Weber	49
2019	Nic Kent/ Brendan Rivoli	42
2020	Chris Newell	20

Yearly ACC leaders
denoted in **bold**

ANNUAL PITCHING LEADERS

APPEARANCES

1964	Larry Gammon	11
1965	Keith Liskey	9
1966	Ned Turnbull	11
1967	Keith Liskey	10
1968	William Kelley	12
1969	David Greer	14
1970	Hunter Hollar	12
1971	Stephen Brindle	10
1972	Stephen Brindle	13
1973	Stephen Brindle	10
1974	Dave Lacross	11
1975	Scott Gardner	9
1976	Bill Harvey	16
1977	Paul Voigt	9
1978	Paul Voigt	10
1979	Paul Voigt	11
1980	Lannie Cropper	17
1981	Doug Erbaugh	16
1982	John Kampschror	17
1983	Andy Koontz	14
1984	Yogi Biggs	12
1985	Tim Burcham	15
1986	Bob Dement	21
1987	Mark McMillan	22
1988	Todd Vick	21
1989	Todd Figel	16
1990	Mike Long	21
1991	Todd Ruvak	23
1992	Kevin Stock	24
1993	Don Melroy	20
1994	Matt Moore	32
1995	Matt Moore	29
1996	Jason Sekany	28
1997	Tim LaVigne	27
1998	Brandon Creswell	22
1999	Tommy Keiper	20
2000	Tim LaVigne	26
2001	Greg Hansard	21
2002	Alan Zimmerer	23
2003	Gabe Spooner	23
2004	Casey Lambert	29
2005	Casey Lambert	27
2006	Michael Schwimer	36
2007	Casey Lambert	28
2008	Michael Schwimer	26
2009	Matt Packer	32
2010	Tyler Wilson	31
2011	Branden Kline	32
2012	Justin Thompson	34
2013	Josh Sborz	30
2014	Nick Howard	31
2015	Josh Sborz	33
2016	Kevin Doherty	27
2017	Bennett Sousa	24
2018	Andrew Abbott	23
2019	Kyle Whitten	27
2020	Stephen Schoch	11

INNINGS PITCHED

1964	Larry Gammon	57.2
1965	Larry Gammon	58.2
1966	Keith Liskey	75.0
1967	Keith Liskey	80.0
1968	William Kelley	64.0
1969	Richard Spigone	89.0
1970	Hunter Hollar	63.1
1971	Stephen Brindle	70.0
1972	Stephen Brindle	72.1
1973	David Lacross	70.0
1974	Barry Hollar	64.1
1975	Harry Thomas	62.2
1976	Harry Thomas	70.2
1977	Steven Norwood	59.1
1978	Marty Moore	54.0
1979	Paul Voigt	72.2
1980	Ricky Horton	66.2
1981	Mike Gordon	90.3
1982	Mike Gordon	81.2
1983	John Kampschror	66.1
1984	Tim Burcham	81.2
1985	Tim Burcham	117.0
1986	Andy Kavulich	81.0
1987	David Sammons	76.2
1988	Doug Johns	69.2
1989	Keith Seller	74.2
1990	Keith Seiler	64.1
1991	Kent Kruse	87.1
1992	Frank Lankford	84.0
1993	Frank Lankford	88.1
1994	Yates Hall	72.2
1995	Seth Greisinger	97.2
1996	Seth Greisinger	123.0
1997	Casey Kennedy	81.2
1998	Casey Kennedy	91.1
1999	Brandon Creswell	90.1
2000	Brandon Creswell	87.1
2001	Brandon Creswell	100.0
2002	Jeff Kamrath	96.0
2003	Andrew Dobies	79.2
2004	Andrew Dobies	108.1
2005	Jeff Kamrath	101.2
2006	Jacob Thompson	100.1
2007	Jacob Thompson	114.0
2008	Pat McAnaney	83.1
2009	Danny Hultzen	95.1
2010	Danny Hultzen	106.2
2011	Danny Hultzen	118.0
2012	Branden Kline	93.2
2013	Scott Silverstein	91.1
2014	Brandon Waddell	114.0
2015	Connor Jones	115.2
2016	Connor Jones	103.2
2017	Daniel Lynch	77.1
2018	Derek Casey	95.2
2019	Noah Murdock	74.1
2020	Mike Vasil	22.0

WINS

1964	Ned Turnbull	4
1965	Larry Gammon	4
1966	Ned Turnbull	3
1967	Keith Liskey	5
1968	William Kelley	3
1969	Richard Spigone	7
1970	Richard Spigone	5
1971	Stephen Brindle	7
1972	Stephen Brindle	5
1973	Stephen Brindle	4
1974	Harry Thomas	5
1975	Scott Gardner	6
1976	Greg Haden	5
1977	West Lescanec	3
1978	West Lescanec	4
1979	Paul Voigt	6
1980	West Lescanec	5
1981	Mike Gordon/ Charlie Thomas	6
1982	John Kampschror	5
1983	John Kampschror	3
1984	Tim Burcham	7
1985	Tim Burcham	11
1986	Andy Kavulich	7
1987	Andy Kavulich	5
1988	Mike Long	6
1989	Keith Seller	6
1990	Doug Johns	4
1991	Steve Lindner	5
1992	Frank Lankford	5
1993	Tom Crowley	5
1994	Yates Hall	6
1995	Seth Greisinger	6
1996	Seth Greisinger	12
1997	Geoff Zawatski	7
1998	Kevin ShROUT	6
1999	Brandon Creswell	6
2000	Brandon Creswell	5
2001	Brandon Creswell	7
2002	Jeff Kamrath	7
2003	Joe Koshansky	7
2004	Matt Avery	7
2005	Jeff Kamrath	9
2006	Sean Doolittle	11
2007	Jacob Thompson	11
2008	Matt Packer	6
2009	Andrew Carraway Danny Hultzen Tyler Wilson	9
2010	Danny Hultzen	11
2011	Danny Hultzen	12
2012	Shane Halley	9
2013	Scott Silverstein	10
2014	Brandon Waddell	10
2015	Connor Jones/ Josh Sborz	7
2016	Connor Jones	11
2017	Alec Bettinger	8
2018	Derek Casey	7
2019	Chesdin Harrington	5
2020	Andrew Abbott Blake Bales Griff McGarry	3

ERA (Minimum 45.0 IP)

1964	Earle Wentz	1.50
1965	Larry Gammon	1.38
1966	Ned Turnbull	3.02
1967	Keith Liskey	2.25
1968	Hunter Hollar	3.00
1969	Edward Kihm	1.88
1970	Richard Spigone	2.36
1971	Edward Kihm	1.76
1972	William Judkins	1.47
1973	Dave Lacross	1.67
1974	Bill Harvey	1.50
1975	Scott Gardner	2.43
1976	Greg Haden	3.57
1977	Steven Norwood	1.90
1978	West Lescanec	2.09
1979	Paul Voigt	2.60
1980	Ricky Horton	2.70
1981	John Kampschror	3.36
1982	Todd Kirtley	4.15
1983	Andy Koontz	3.38
1984	Tim Burcham	2.53
1985	Tim Burcham	1.77
1986	Bob Dement	2.70
1987	David Sammons	4.93
1988	Adam Syrek	2.83
1989	Kevin Stock	3.04
1990	Tony Moore	4.30
1991	Steve Lindner	1.43
1992	Deron Dowhower	2.25
1993	Don Lelroy	3.00
1994	Derrick Cusick	3.54
1995	Patrick Daneker	3.57
1996	Seth Greisinger	1.76
1997	Andy Lee	2.70
1998	Bradley Nuckols	2.52
1999	Jon Metzger	3.53
2000	Dan Street	0.69
2001	Dan Street	2.76
2002	Jeff Kamrath	3.28
2003	Mike Ballard	1.93
2004	Casey Lambert	2.54
2005	Jeff Kamrath	2.12
2006	Sean Doolittle	2.38
2007	Jacob Thompson	1.50
2008	Matt Packer	1.14*
2009	Danny Hultzen	2.17
2010	Danny Hultzen	2.78
2011	Danny Hultzen	1.37
2012	Kyle Crockett	2.15
2013	Scott Silverstein	3.15
2014	Nathan Kirby	2.06
2015	Josh Sborz	1.60
2016	Adam Haseley	1.73
2017	Alec Bettinger	2.43
2018	Andrew Abbott	3.18
2019	Chesdin Harrington	3.49
2020	Griff McGarry	1.35

STRIKEOUTS

1964	Larry Gammon	50
1965	Larry Gammon	30
1966	Ned Turnbull	84
1967	Keith Liskey	54
1968	William Kelley	42
1969	Richard Spigone	77
1970	Richard Spigone	63
1971	Edward Kihm	67
1972	Stephen Brindle	53
1973	Dave Lacross	48
1974	Barry Hollar	55
1975	Harry Thomas	42
1976	Harry Thomas	65
1977	Steven Norwood	68
1978	Marty Moore	43
1979	Paul Voigt	62
1980	Ricky Horton	70
1981	Mike Gordon	87
1982	Mike Gordon	46
1983	Tim Burcham	39
1984	Tim Burcham	87
1985	Tim Burcham	146
1986	Andy Kavulich	58
1987	David Sammons	51
1988	Doug Johns	55
1989	Keith Seller	63
1990	Kent Kruse	58
1991	Kent Kruse	76
1992	Frank Lankford	62
1993	Frank Lankford	81
1994	Yates Hall	104
1995	Seth Greisinger	97
1996	Seth Greisinger	141
1997	Casey Kennedy	48
1998	Kevin ShROUT	93
1999	Brandon Creswell	84
2000	Kevin ShROUT	61
2001	Brandon Creswell	75
2002	Jeff Kamrath	67
2003	Andrew Dobies	72
2004	Andrew Dobies	109
2005	Jeff Kamrath	80
2006	Sean Doolittle	108
2007	Jacob Thompson	101
2008	Pat McAnaney	93
2009	Danny Hultzen	107
2010	Danny Hultzen	123
2011	Danny Hultzen	165
2012	Branden Kline	94
2013	Brandon Waddell	84
2014	Nathan Kirby	112
2015	Connor Jones	113
2016	Connor Jones	72
2017	Alec Bettinger	71
2018	Derek Casey	106
2019	Noah Murdock	69
2020	Griff McGarry	31

ACC leader denoted in **bold**

* denotes NCAA leader

SINGLE-SEASON TEAM RECORDS

BATTING

Batting Average

1.	.333	1985
2.	.331	2010
3.	.328	1981
4.	.327	2009
5.	.325	1988
6.	.322	2006
7.	.321	2017
8.	.317	1986
9.	.314	2007
10.	.312	2013

At-Bats

1.	2343	2009
2.	2334	2011
3.	2310	2015
4.	2305	2014
5.	2295	2010
6.	2162	1996
7.	2157	2013
8.	2156	2007
9.	2131	2006
10.	2123	2016

Hits

1.	767	2009
2.	759	2010
3.	709	2011
4.	687	2006
5.	673	2013
6.	667	2007
7.	662	2017
8.	645	2016
	645	2014
10.	626	2015
	626	1985

Runs

1.	525	2010
2.	507	2009
3.	489	2013
4.	471	2011
5.	467	1985
6.	464	2006
7.	459	2017
8.	438	1988
9.	435	2007
10.	416	2004

Runs/Game

1.	8.65	1985
2.	8.42	1988
3.	8.08	2010
4.	7.98	1981
5.	7.80	2009
	7.80	1982
7.	7.78	2017
8.	7.48	2006
9.	7.47	1986
10.	7.26	1997

Doubles

1.	160	2010
2.	148	2011
3.	138	2009
4.	134	2013
5.	126	2016
6.	125	1985
7.	122	2006
8.	122	1997
9.	120	2008
10.	115	2007

Triples

1.	32	2012
2.	32	2010
3.	31	2013
4.	28	2009
5.	27	1993
6.	22	2006
7.	20	2004
8.	19	2016
9.	18	2017
	18	2008

Home Runs

1.	67	1988
2.	62	1996
3.	61	2017
	61	2010
5.	60	2002
6.	59	2009
	59	1998
8.	58	1997
9.	57	1986
10.	55	1982

Home Runs/Game

1.	1.41	1978
2.	1.29	1988
3.	1.16	1986
4.	1.12	1982
5.	1.07	1998
	1.07	1997
7.	1.05	2002
8.	1.04	1987
9.	1.03	2017
10.	0.96	1990

Runs Batted In

1.	484	2010
2.	468	2009
3.	458	2013
4.	432	2011
5.	416	2017
	416	2006
7.	411	1985
8.	396	2007
9.	379	2012
10.	371	1988

Total Bases

1.	1166	2010
2.	1138	2009
3.	998	2013
4.	986	2017
5.	964	2011
6.	935	2016
7.	928	2006
8.	922	1985
9.	920	2007
10.	907	1988

Slugging Pct.

1.	.508	2010
2.	.499	1988
3.	.486	2009
4.	.478	2017
5.	.470	1978
	.470	1997
7.	.463	2013
8.	.448	2002
9.	.440	2016
	.440	1981

On Base Pct.

1.	.421	1985
2.	.420	1983
3.	.414	1986
4.	.413	2010
5.	.411	2006
6.	.408	2013
7.	.407	1984
8.	.405	2017
9.	.401	2009
10.	.400	2012
	.400	2007

Sacrifice Bunts

1.	87*	2014
2.	85	2012
3.	63	2006
4.	60	2011
5.	57	2016
	57	2004
7.	54	2015
8.	53	2007
9.	51	2005
10.	50	2017
	50	2013

Sacrifice Flies

1.	50	2010
2.	45	2013
3.	40	2009
4.	39	2017
	39	2006
6.	37	2011
7.	36	2012
8.	35	1985
9.	33	2019
10.	32	2007

Stolen Bases

1.	134	2008
2.	128	2007
3.	125	1990
4.	119	2009
5.	115	2006
6.	98	2004
7.	93	2010
8.	90	2011
9.	86	1997
10.	85	1988

Stolen Bases/ Game

1.	2.31	1990
2.	2.16	2008
3.	2.09	2007
4.	2.04	1981
5.	1.85	2006
6.	1.83	2009
7.	1.69	1982
8.	1.66	2004
9.	1.63	1988
10.	1.59	1997

Hit By Pitch

1.	102	2011
2.	98	2012
3.	86	2006
4.	77	2005
5.	76	2004
6.	74	2007
7.	73	2014
8.	70	2013
9.	68	2015
10.	65	2018

PITCHING

ERA

1.	1.77	1950
2.	2.23	2014
	2.23	1971
4.	2.24	2011
5.	2.43	1968
6.	2.74	2005
7.	2.81	2007
	2.81	1965
	2.81	1970
10.	2.91	1967

Innings Pitched

1.	626.0	2014
2.	613.1	2015
3.	612.0	2011
4.	583.0	2009
5.	581.1	2010
6.	563.1	1996
7.	556.2	2013
8.	553.2	2007
9.	551.1	2006
10.	548.0	2008

Strikeouts

1.	664	2011
2.	593	2009
3.	569	2018
4.	561	2014
5.	551	2008
6.	550	2015
7.	547	2010
8.	519	2006
9.	505	2019
10.	493	2013

Strikeouts/9 Inn.

1.	10.88	1949
2.	10.53	2018
3.	9.76	2011
4.	9.15	2009
	9.15	2019
6.	9.12	1994
7.	9.05	2008
8.	8.60	1950
9.	8.52	1998
10.	8.47	2010
	8.47	2006

BB/9 Innings

1.	1.72	1947
2.	2.28	2011
3.	2.36	2013
4.	2.55	2006
5.	2.71	2007
6.	2.72	1967
7.	2.74	2005
8.	2.78	2009
9.	2.87	2014
10.	2.97	2004

Complete Games

1.	22	1974
2.	12	2001
	12	1965
	12	1967
	12	1968
	12	1982
7.	11	1996
8.	10	1986
9.	7	1993
10.	6	2000

Saves

1.	25	2015
	25	2010
3.	24	2014
4.	21	2011
5.	19	2008
6.	18	2009
7.	17	2005
8.	16	2013
9.	15	2017
	15	2007

Shutouts

1.	16*	2011
2.	11	2005
3.	10	2006
4.	9	2013
	9	2007
6.	8	2014
7.	7	2018
8.	6	1996
9.	5	2009
	5	2003

MISC.

Fielding Pct.

1.	.981*	2014
2.	.978	2011
3.	.977	2010
	.977	2019
5.	.975	2005
6.	.974	2017
7.	.973	2004
8.	.972	2012
	.972	2009
	.972	2018

Team Wins

1.	56	2011
2.	53	2014
3.	51	2010
4.	50	2013
5.	49	2009
6.	47	2006
7.	45	2007
8.	44	2015
	44	2004
	44	1996

Team Losses

1.	35	1999
2.	34	1994
3.	32	2002
	32	1990
5.	31	2001
	31	2000
7.	30	1993
	30	1992
	30	1987
10.	29	1995

Consecutive Wins

1.	19	2009
2.	14	2013
	14	2010
	14	2004
5.	13	2011
	13	2007
7.	12	2011
	12	2004
9.	11	2005
	11	2008

*denotes
ACC records

**2020 Per game
statistics did not
count towards team
season records

NATIONAL AWARDS AND HONORS

ABCA ALL-AMERICANS

- 1996** Seth Greisinger, P ... 1st
- 2006** Sean Doolittle, UTL .2nd
- 2007** Jacob Thompson, RHP (1st)
- 2009** Danny Hultzen, UTL.. 1st
- 2009** Jarrett Parker, OF2nd
- 2010** Danny Hultzen, LHP.. 1st
- 2010** Kevin Arico, RHP2nd
- 2011** Danny Hultzen, LHP.. 1st
- 2011** Branden Kline, RHP..2nd
- 2011** John Hicks, C 3rd
- 2013** Mike Papi, OF 1st
- 2014** Nathan Kirby, SP 1st
- 2014** Nick Howard, RP2nd
- 2016** Connor Jones, SP 1st
- 2017** Adam Haseley, OF.... 1st



Seth Greisinger

BASEBALL AMERICA ALL-AMERICANS

- 1985** Tim Burcham, P2nd
- 1994** Brian Buchanan, OF . 1st
- 1996** Seth Greisinger, P 1st
- 2004** Joe Koshansky, UTL . 3rd
- 2005** Ryan Zimmerman, 3B2nd
- 2006** Sean Doolittle, UTL ..2nd
- 2007** Jacob Thompson, RHP1st
- 2009** Jarrett Parker, OF2nd
- 2009** Danny Hultzen, UTL.. 3rd
- 2010** Danny Hultzen, LHP..2nd
- 2011** Danny Hultzen, UTL.. 1st
- 2013** Mike Papi, OF 1st
- 2014** Nathan Kirby, SP 1st
- 2016** Connor Jones, SP2nd
- 2016** Matt Thaiss, DH.....2nd
- 2016** Adam Haseley, UTL .. 3rd
- 2017** Adam Haseley, OF.... 1st

COLLEGIATE BASEBALL/ LOUISVILLE SLUGGER ALL-AMERICANS

- 1994** Brian Buchanan, OF .2nd
- 1996** Seth Greisinger, P 1st
- 2004** Joe Koshansky, UTL .2nd
- 2006** Sean Doolittle, 1B ...2nd
- 2007** Jacob Thompson, RHP1st
- 2007** Sean Doolittle, UTL.. 3rd
- 2009** Jarrett Parker, OF 3rd
- 2010** Kevin Arico, RHP 1st
- 2010** Danny Hultzen, LHP.. 1st
- 2010** Phil Gosselin, OF 3rd
- 2011** Danny Hultzen, UTL.. 1st
- 2011** Branden Kline, RHP..2nd
- 2011** John Hicks, C 3rd
- 2014** Nathan Kirby, LHP 1st
- 2014** Nick Howard, RHP 3rd
- 2015** Matt Thaiss, C 3rd
- 2016** Connor Jones, RHP ..2nd
- 2016** Matt Thaiss, C 3rd
- 2017** Adam Haseley, UTL ..2nd
- 2018** Andy Weber, 2B 3rd
- 2020** Zack Gelof, 3B.....2nd
- 2020** Chris Newell2nd

COLLEGE BASEBALL INSIDER ALL-AMERICANS

- 2004** Joe Koshansky, UTL . 1st
- 2004** Ryan Zimmerman, 3B HM
- 2006** Sean Doolittle, UTL ..2nd
- 2007** Jacob Thompson, SP 1st

NCBWA ALL-AMERICANS

- 2005** Ryan Zimmerman, 3B3rd
- 2006** Sean Doolittle, UTL ..2nd
- 2007** Jacob Thompson, SP 1st
- 2008** Michael Schwimer, RP3rd
- 2009** Danny Hultzen, UTL..2nd
- 2009** Jarrett Parker, OF2nd
- 2010** Kevin Arico, RP 1st
- 2010** Danny Hultzen, SP ... 1st
- 2010** Phil Gosselin, OF 3rd
- 2011** Danny Hultzen, UTL.. 1st
- 2011** Branden Kline, RP....2nd
- 2011** Will Roberts, SP.....2nd
- 2013** Kyle Crockett, RP 3rd
- 2014** Nathan Kirby, SP2nd
- 2015** Matt Thaiss, C 3rd
- 2016** Connor Jones, SP 1st
- 2016** Matt Thaiss, C 3rd
- 2016** Adam Haseley, UTL .. 3rd
- 2017** Adam Haseley, UTL ..2nd
- 2017** Tommy Doyle, RP 3rd

RIVALS.COM ALL-AMERICANS

- 2007** Jacob Thompson, SP 1st
- 2007** Sean Doolittle, UTL ..2nd
- 2009** Jarrett Parker, OF 1st
- 2010** Danny Hultzen, LHP.. 1st



Adam Haseley

COLLEGE BASEBALL INSIDER NATIONAL COACH OF THE YEAR

- 2004** Brian O'Connor
- 2009** Brian O'Connor

NCBWA

NATIONAL COACH OF THE YEAR

- 2009** Brian O'Connor

PERFECT GAME

NATIONAL COACH OF THE YEAR

- 2015** Brian O'Connor

COLLEGIATE BASEBALL FRESHMAN OF THE YEAR

- 2020** Chris Newell

BASEBALL AMERICA

FRESHMAN ALL-AMERICANS

- 2005** Sean Doolittle, UTL.. 1st
- 2006** Jacob Thompson, RHP 1st
- 2006** David Adams, 2B2nd
- 2009** Danny Hultzen, UTL.. 1st
- 2015** Pavin Smith, OF2nd
- 2018** Andrew Abbott, LHP .2nd

COLLEGIATE BASEBALL/ LOUISVILLE SLUGGER

FRESHMAN ALL-AMERICANS

- 2005** Sean Doolittle, UTL
- 2005** Robert Poutier, RHP
- 2005** Pat McAnaney, LHP
- 2006** David Adams, IF
- 2006** Jeremy Farrell, IF
- 2006** Greg Miclat, IF
- 2006** Jacob Thompson, RHP
- 2008** Dan Grovatt, OF
- 2009** Danny Hultzen, UTL
- 2009** Steven Proscia, IF
- 2012** Derek Fisher, OF
- 2013** Joe McCarthy, OF
- 2014** Daniel Pinero, SS
- 2015** Pavin Smith, OF
- 2015** Adam Haseley, UTL
- 2018** Andrew Abbott, LHP
- 2019** Nic Kent, 2B
- 2020** Max Cotier, 2B
- 2020** Chris Newell, OF

D1BASEBALL

FRESHMAN ALL-AMERICANS

- 2015** Pavin Smith, DH.....2nd
- 2019** Nic Kent, 2B.....2nd

NCBWA FRESHMAN ALL-AMERICANS

- 2009** Danny Hultzen, UTL.. 1st
- 2012** Derek Fisher, OF2nd
- 2013** Joe McCarthy, OF 1st

PERFECT GAME ALL-AMERICANS

- 2011** Danny Hultzen, UTL.. 1st
- 2011** Branden Kline, RP....2nd
- 2013** Mike Papi, OF2nd
- 2014** Nathan Kirby, SP 1st
- 2014** Nick Howard, RP2nd
- 2014** Mike Papi, DH.....2nd
- 2016** Connor Jones, SP 1st
- 2016** Matt Thaiss, DH..... 3rd
- 2016** Adam Haseley, UTL (3rd)
- 2017** Adam Haseley, UTL (2nd)

USA TODAY SPORTS WEEKLY ALL-AMERICANS

- 2004** Joe Koshansky, UTL .2nd

JOHN OLERUD

TWO-WAY PLAYER AWARD

- 2011** Danny Hultzen

LOWE'S SENIOR CLASS AWARD

- 2011** Tyler Wilson

GOLDEN SPIKES AWARD FINALISTS

- 1996** Seth Greisinger
- 2011** Danny Hultzen
- 2017** Adam Haseley

ABCA

NATIONAL COACH OF THE YEAR

- 2015** Brian O'Connor

BASEBALL AMERICA NATIONAL COACH OF THE YEAR

- 2015** Brian O'Connor

COLLEGIATE BASEBALL NATIONAL COACH OF THE YEAR

- 2015** Brian O'Connor

D1BASEBALL

NATIONAL COACH OF THE YEAR

- 2015** Brian O'Connor

POSTSEASON AWARDS AND HONORS

ACC TOURNAMENT MVP

- 1996** Seth Greisinger, P
2009 Dan Grovatt, OF
2011 Steven Proscia, 3B

ALL-ACC TOURNAMENT

- 1989** Chris Kughn, OF
1990 Kevin O'Sullivan, C
1991 Jason Cook, SS
 Kevin O'Sullivan, C
1996 E.J. Anderson, DH
 John Galloway, OF
 Seth Greisinger, P
 Adam Robinson, SS
 Brian Sherlock, 3B
 Symmion Willis, OF
2000 Jon Benick, 1B
 Tim LaVigne, SS
2003 Joe Koshansky, UTL
2005 Matt Avery, RHP
 Sean Doolittle, UTL
 Tom Hagan, 1B/DH
 Scott Headd, C
 Kyle Werman, 2B
 Ryan Zimmerman, 3B
2008 David Coleman, OF
2009 Dan Grovatt, OF
 Danny Hultzen, UTL
 Franco Valdes, C
2011 Steven Proscia, 3B
 Kenny Swab, OF
 Chris Taylor, SS
2012 Colin Harrington, OF
2013 Reed Gragnani, 2B
2014 Nick Howard, UTL
2016 Daniel Pinero, SS
 Matt Thaiss, C

NCAA REGIONAL

ALL-TOURNAMENT TEAM

- 2004** **Charlottesville**
 Matt Avery, P
 Scott Headd, C
 Tim Henry, OF
 Joe Koshansky, 1B
 Ryan Zimmerman, 3B
2005 **Corvallis**
 Kyle Werman, 2B
2006 **Charlottesville**
 Sean Doolittle, 1B
 Brandon Guyer, OF
2007 **Charlottesville**
 Sean Doolittle, P
 Beau Seabury, C
2008 **Fullerton**
 John Barr, OF
2009 **Irvine**
 Franco Valdes, C (MOP)
 Danny Hultzen, LHP
 Phil Gosselin, 2B
 Jarrett Parker, OF
 Steven Proscia, 3B

2010 Charlottesville

- John Barr, DH
 Phil Gosselin, OF
 John Hicks, 1B
 Branden Kline, P
 Jarrett Parker, OF
 Franco Valdes, C

2011 Charlottesville

- Danny Hultzen, P/DH (MOP)
 John Barr, OF
 John Hicks, C
 David Coleman, OF
 Steven Proscia, 3B
 Will Roberts, P
 Chris Taylor, SS

2012 Charlottesville

- Nate Irving, C
 Stephen Bruno, 3B

2013 Charlottesville

- Kyle Crockett, P (MOP)
 Nick Howard, SS
 Nate Irving, C
 Joe McCarthy, OF
 Scott Silverstein, P
 Kenny Towns, 3B

2014 Charlottesville

- Nathan Kirby, P (MOP)
 Brandon Downes, OF
 Derek Fisher, OF
 John La Prise, 3B
 Artie Lewicki, P
 Mike Papi, 1B



Brandon Waddell

2015 Lake Elsinore

- Adam Haseley, OF
 Pavin Smith, OF
 Kenny Towns, 3B
 Brandon Waddell, SP

2016 Charlottesville

- Adam Haseley, OF
 Daniel Pinero, SS
 Pavin Smith, 1B

COLLEGE WORLD SERIES

ALL-TOURNAMENT TEAM

- 2009** Tyler Cannon, SS
2014 Brandon Cogswell, 2B
 Brandon Downes, OF
 Nate Irving, C
 Artie Lewicki, P
 Brandon Waddell, P
2015 Josh Sborz, P (MOP)
 Ernie Clement, 2B
 Daniel Pinero, SS
 Kenny Towns, 3B
 Brandon Waddell, P

ELITE 89 AWARD

- 2015** Thomas Woodruff



Artie Lewicki

USA BASEBALL

Eight Virginia players have represented the United States with USA Baseball National Teams. The full list is below:

Name	Pos.	Year	Tournament (Place)
Bill Narleski	INF	1986	World Championships (Bronze Medal)
Seth Greisinger	P	1996	Olympics (Bronze Medal)
Ryan Zimmerman	INF	2004	World University Games (Gold Medal)
Sean Doolittle	INF/P	2005	FISU World Championship (Champions)
		2006	FISU World Championships (Champions)
Mark Reynolds	INF	2006	Won Olympic qualifying tournament
Jacob Thompson	P	2007	Pan American Games (Silver Medal)
Branden Kline	P	2011	N/A
Matt Thaiss	C	2015	N/A
Jake McCarthy	OF	2017	N/A
Andrew Abbott	LHP	2019	N/A

ACC AWARDS AND HONORS

ACC TEAM CHAMPIONSHIPS

Regular Season

1972*
1985
2010 (Coastal Division)
2011 (Coastal Division)

Tournament

1996*
2009*
2011*
*Official ACC champion

ACC COACH OF YEAR

1985 Dennis Womack
2004 Brian O'Connor
2010 Brian O'Connor
2011 Brian O'Connor
2013 Brian O'Connor
2014 Brian O'Connor

ACC PLAYER OF YEAR

2004 Joe Koshansky
2006 Sean Doolittle

ACC PITCHER OF YEAR

2010 Danny Hultzen
2011 Danny Hultzen
2014 Nathan Kirby

ACC FRESHMAN OF YEAR

2009 Danny Hultzen
2013 Joe McCarthy

ACC ALL-ACADEMIC TEAM

2006 Andrew Carraway
Tom Hagan
Tim Henry
2007 Andrew Carraway
Neal Davis
Brandon Marsh
Mike Mitchell
2008 Andrew Carraway
Neal Davis
Dan Grovatt
Jarrett Parker
2009 Phil Gosselin
Dan Grovatt
Danny Hultzen
Robert Morey
Robert Poutier
2010 Neal Davis
Danny Hultzen
Branden Kline
Robert Morey
Danny Hultzen
Whit Mayberry
Tyler Wilson
Cody Winiarski
2012 Colin Harrington
Nate Irving
Branden Kline
2013 Nate Irving
Whit Mayberry
Scott Silverstein
2014 Whit Mayberry
Mike Papi
Daniel Pinero
Brandon Waddell
2015 Brandon Waddell
Thomas Woodruff
2016 Kevin Doherty
2017 Robbie Coman
Tommy Doyle
Chesdin Harrington
2018 Andrew Abbott
Daniel Lynch

2019 Chesdin Harrington
Andrew Abbott
Nic Kent,
Kyle Whitten
Riley Wilson

ALL-ACC TEAMS

1956 Chuck Arnold, OF.....1st
Bob Hardy, 1B.....2nd
1957 Herb Busch, P.....2nd
Chuck Arnold, OF.....2nd
1959 Reece Whitley, C.....1st
1961 Bill Timberlake, 2B.....1st
1962 Bill Spencer, P.....1st
George Farson, C.....2nd
Pete Limburg, 2B.....2nd
1963 Carl Gibson, 2B.....2nd
Larry Tate, OF.....2nd
1964 John Pincavage, OF.....2nd
1965 John Pincavage, OF.....1st
Larry Gammon, P.....2nd
1966 Ned Turnbull, P.....2nd
1969 Steve Bryant, OF.....2nd
1970 Steve Bryant, OF.....1st
Mike Cubbage, SS.....2nd
1971 Mike Cubbage, SS.....1st
Sam Beale, C.....2nd
Ed Kihm, P.....2nd
Steve Sroba, OF.....2nd
1972 Robbin Marvin, OF.....1st
1972 Steve Sroba, OF.....2nd
1973 Dean Pallotta, SS.....1st
Dave Bratt, OF.....2nd
Steve Sroba, OF.....2nd
1974 Dean Pallotta, SS.....1st
Dan Bernstein, C.....2nd
Harry Thomas, P.....2nd
Jon Williams, 3B.....2nd
1975 Peter Anderson, OF.....1st
Dean Pallotta, SS.....2nd
1976 Bob Emerson, 2B.....1st
Tony Zentgraf, 3B.....1st
1977 Duke Duncan, 1B.....2nd
Steve Norwood, P.....2nd
1978 David Duff, C.....1st
Duke Duncan, 1B.....1st
Steve Norwood, P.....2nd
Drew Schuett, OF.....2nd
1979 Drew Schuett, OF.....1st
Paul Voigt, P.....1st
Jeff Musser, OF.....2nd
1980 Mark Meleski, SS.....1st
Rickey Horton, P.....2nd
Jeff Musser, OF.....2nd
1981 Mark Meleski, SS.....1st
Jay West, OF.....1st
1982 Glenn Harris, 1B.....2nd
1982 Steve Heon, 2B.....2nd
George Priftis, 3B.....2nd
1983 George Priftis, 2B.....1st
Tony Latham, OF.....1st
1985 Tim Burcham, P.....1st
Jeff Booker, 1B.....2nd
Bill Narleski, SS.....2nd



Danny Hultzen - The only player in ACC history to win the league's pitcher of the year award twice (2010 & 2011). He is also the program's only three-time, First Team All-ACC honoree (2009-11)

ACC AWARDS AND HONORS

1986	Bob Dement, P.....1st Bill Narleski, SS.....1st Keith Kowalski, 2B2nd
1987	Bill Narleski, SS.....2nd
1988	Kevin McDonald, OF2nd
1989	Chris Kughn, OF1st Keith Lee, DH2nd
1990	Kevin O'Sullivan, C1st Bobby Rivell, 2B.....1st Steve Cunha, OF2nd Mike Lindner, 1B2nd
1991	Kevin O'Sullivan, C1st Todd Ruyak, P2nd Kevin Stock, UTL.....2nd
1993	Tom Crowley, 2B.....1st
1994	Brian Buchanan, OF.....1st
1995	Justin Counts, UTL2nd
1996	Seth Greisinger, P2nd Adam Robinson, SS.....2nd
1997	Adam Robinson, SS.....2nd
1999	Jon Benick, UTL2nd
2000	Jon Benick, UTL1st Tim LaVigne, SS.....2nd Robbie Marvin, 2B2nd
2001	Brandon Creswell, P1st Dan Street, UTL1st
2002	Dan Street, DH2nd Jeff Kamrath, SP2nd
2003	Joe Koshansky, UTL.....1st
2004	Joe Koshansky, UTL.....1st Ryan Zimmerman, 3B1st Mark Reynolds, SS.....2nd Andrew Dobies, P2nd
2005	Jeff Kamrath, RHP1st Sean Doolittle, UTL2nd Ryan Zimmerman, 3B2nd
2006	Sean Doolittle, UTL1st Tom Hagan, 1B1st Jacob Thompson, RHP.....2nd Brandon Marsh, OF2nd
2007	Sean Doolittle, UTL1st Brandon Guyer, OF.....1st Jacob Thompson, RHP.....1st David Adams, 2B2nd Casey Lambert, LHP2nd
2008	Greg Miclat, SS.....1st Pat McAnaney, LHP.....2nd
2009	Tyler Cannon, SS1st Phil Gosselin, 2B1st Dan Grovatt, OF1st Danny Hultzen, UTL1st Jarrett Parker, OF.....1st
2010	Kevin Arico, RHP1st Phil Gosselin, OF.....1st Danny Hultzen, LHP1st Tyler Cannon, SS.....2nd Robert Morey, RHP2nd Jarrett Parker, OF.....2nd Keith Werman, 2B2nd
2011	David Coleman, OF.....1st



Phil Gosselin - Earned First Team All-ACC honors at two different positions, second base in 2009 and outfield in 2010.

	John Hicks, C.....1st Danny Hultzen, LHP1st Branden Kline, RHP1st Steven Proscia, 3B.....1st John Barr, OF2nd Tyler Wilson, RHP2nd
2012	Branden Kline, SP2nd Justin Thompson, RP2nd Keith Werman, 2B2nd
2013	Kyle Crockett, RP.....1st Reed Gragnani, 2B1st Nick Howard, UTL.....1st Mike Papi, OF.....1st Branden Cogswell, SS2nd Joe McCarthy, OF2nd
2014	Branden Cogswell, 2B1st Nick Howard, UTL.....1st Nathan Kirby, SP1st Joe McCarthy, OF1st Mike Papi, 1B1st Nate Irving, C.....3rd Daniel Pinero, SS.....3rd Brandon Waddell, SP3rd
2015	Nathan Kirby, SP1st Daniel Pinero, SS2nd Josh Sborz, RP2nd Kenny Towns, 3B2nd
2016	Connor Jones, SP.....1st Pavin Smith, 1B2nd Matt Thaiss, C2nd Ernie Clement, 2B3rd
2017	Adam Haseley, OF1st Pavin Smith, 1B1st Tommy Doyle, RP.....2nd Ernie Clement, SS.....3rd Robbie Coman, C3rd Cameron Simmons, OF.....3rd
2018	Andy Weber, 2B.....1st Derek Casey, SP.....3rd
2019	Nic Kent, 2B1st Tanner Morris, SS3rd

*No All-ACC Teams named in 2020

ALL-ACC PITCHERS

Since 2004, Virginia have placed 30 pitchers on the All-ACC Team, the most in the league.

Name	Selections
Virginia	30
North Carolina	30
Florida State	27
Miami	24
Clemson	23
Georgia Tech	21
Louisville	16
NC State	15
Duke	8
Wake Forest	8
Boston College	3
Virginia Tech	2
Pitt	2
Notre Dame	1

ACC ALL-FRESHMAN TEAM

2015	Adam Haseley, OF Pavin Smith, OF/1B
2017	Noah Murdock, SP
2018	Andrew Abbott, RP Tanner Morris, SS
2019	Nic Kent, 2B



Nic Kent - Became the first Cavalier freshman since Danny Hultzen in 2009 and first position player since Dean Pallotta in 1973 to earn First Team All-ACC accolades in 2019

SERIES RECORDS

CURRENT ACC OPPONENTS

Team	Last Meeting
BOSTON COLLEGE (21-6)	2018
CLEMSON (56-108)	2018
DUKE (102-62-1)	2019
FLORIDA STATE (30-57)	2019
GEORGIA TECH (57-75-2)	2019
LOUISVILLE (7-9)	2019
MIAMI (28-32)	2019
NC STATE (77-121-1)	2020
NORTH CAROLINA (112-186-4)	2019
NOTRE DAME (10-5)	2019
PITTSBURGH (19-5)	2019
VIRGINIA TECH (103-87)	2019
WAKE FOREST (81-90)	2018

CURRENT NON-CONFERENCE OPPONENTS

Akron (5-0)	1953
Alabama (0-1)	1996
Alli Virginia (1-0)	1891
American Viscose (1-0)	1946
Amherst (14-13)	1938
Appalachian State (1-1)	2016
The Apprentice School (0-1)	
	1980
Arizona State (1-2)	1996
Arkansas (3-1)	2015
Arkansas State (1-0)	2011
Army (4-2-1)	2013
Ashland (6-1)	1971
Atlantic Christian (1-0)	1976
Auburn (4-9)	2011
Auburn-Montgomery (0-1)	1988
Augusta (2-0)	1998
Baltimore (0-2)	1884
Baltimore Y.M.C.A. (1-0)	1892
Bellevue HS (1-0)	1901
Belmont Abbey (0-2)	1970
Boston (0-4)	1899
Boston (AL) (0-1)	1901
Boston Association (0-2)	1891
Bridgewater (4-0)	1945
Brown (7-6)	2004
Brown's School (1-0)	1903
BTC #10 (0-1)	1944
Bucknell (26-2)	2020
Buffalo (0-1)	1921
C.W. Post (2-2)	1994
Cal State Fullerton (1-2)	2019
California (2-0)	2011
California State (Pa.) (0-1)	1980
Camp Lee (1-1-1)	1945
Camp LeJeune (1-4)	1953
Campbell (6-2)	1994
Canisius (1-0)	2009
Carlisle Indians (2-0)	1906
Carolina (2-1)	1911
CASU-21 (1-0)	1944
Catholic (2-2)	1922
Central Connecticut (3-0)	2004
Charlotte (3-0)	2003
Cherry Point (3-2)	1953
The Citadel (5-0)	2017
Coast Guard (1-0)	1985
Coastal Carolina (4-5)	2016
Colgate (6-2)	1965
Coll. of Charleston (0-1)	2006
Columbia (6-1)	1926

Columbian (1-1)	1902
Columbian Athletic Club (3-1)	
	1892
Columbus (Ga.) (2-0)	1985
Company K (1-0)	1921
CONNECTICUT (4-2)	2019
Coppin State (9-0)	2008
Cornell (27-11-1)	2015
Dallas Baptist (1-1)	2017
Dartmouth (15-5)	2020
Davidson (14-5)	2018
Dayton (1-0)	2006
Delaware (8-2)	2009
Drexel Institute (1-0)	1940
East Carolina (31-21)	2016
East Tenn. State (0-2-1)	1995
Eastern Kentucky (2-1)	2018
Eastern Michigan (2-1)	2000
Elon (3-1)	2013
Episcopal High School (6-0)	1912
Erskine (2-1)	1978
Evansville (0-1)	2006
Fairfield (1-2)	1996
Fishburne Military (5-0-1)	1988
Florida (3-5)	2015
Fordham (10-5)	2009
Fort Belvoir (0-1)	1945
Fort Meade (1-0-1)	1949
Francis Marion (0-1)	1979
Franklin & Marshall (2-1)	1900
Furman (6-5)	1991
Galludet (1-0)	1900
Gardner-Webb (1-0)	2006
George Mason (26-12)	2010
GEORGE WASHINGTON (25-12)	2018
Georgetown (19-17)	2015
Georgia (15-20)	1993
Georgia College (1-0)	1997
Georgia Southern (1-2)	1980
Gettysburg (1-0)	1903
Hampden-Sydney (18-1)	1948
Hartford (1-1)	2015
Harvard (6-17-5)	2013
Haverford (5-0)	1950
Hermitage Club of Richmond (1-0)	1907
High Point (2-0)	2011
Hobart (1-2)	1902
Hofstra (2-0)	1952
Holy Cross (3-4)	1916
Howard (6-3)	1997
Huntington (Ala.) (1-0)	1985
Illinois (2-0)	1893
Illinois Wesleyan (0-1)	1939
Indiana State (Pa.) (0-1)	1972
Ithaca (1-0)	1953
Jacksonville (5-5)	1999
James Madison (45-25-1)	2019
Jefferson School (2-0)	1912
Johns Hopkins (11-4)	1921
Kansas (1-0)	2017
Kent State (3-2)	2016
Kentucky (2-1)	2014
Kentucky State (1-0)	1906
Lafayette (21-9)	2007
Langley Field (1-0)	1948
La Salle (3-0)	2017
Lehigh (22-9)	2008
LIBERTY (39-21-1)	2019

Lincoln Memorial (0-1)	1919
Little Creek (0-1)	1946
Lock Haven (1-1)	1976
Locust Dale (4-0)	1902
Long Island (0-1)	1935
Longwood (15-2)	2019
Louisiana State (0-4)	2009
Lynchburg (3-3)	1982
Lynchburg Cardinals (0-2)	1946
Maine (2-3)	1974
Mansfield State (7-1)	1979
Marietta (0-1)	1966
Marist (8-0)	2015
Marshall (12-0)	2011
Maryland (113-80-1)	2015
Md.-Eastern Shore (8-0)	2006
Maryland State (1-1)	1920
Massachusetts (1-0)	1971
McCabe's School (1-0)	1898
Mercer (1-4)	1997
Michigan (9-11-1)	1983
Michigan State (0-2)	1964
Miller School (6-0)	1909
Mississippi (6-2)	2014
Mississippi State (0-2)	2013
Monmouth (9-1)	2017
Montreal (0-1)	1912
Mount St. Mary's (2-0)	2008
Naval Preflight (1-0)	1943
Navy (18-10)	2011
New York University (1-2)	1929
Newberry (2-0)	1984
Niagara (3-1)	2017
Norfolk Naval (0-1)	1945
Norfolk State (12-0)	2019
North Carolina A&T (6-0)	2005
UNC Charlotte (1-6)	2002
UNC Greensboro (8-6)	2004
UNC Pembroke (6-9-1)	1979
UNC Wilmington (6-1)	2014
UNC Wesleyan (0-2)	1983
North Florida (2-1)	2007
Oglethorpe (1-3)	1922
Ohio (3-1)	1986
Ohio State (0-1)	2005
Ohio Wesleyan (2-0)	1959
Oklahoma (3-5)	2020
Oklahoma State (1-0)	1998
OLD DOMINION (30-33-2)	2019
Old Dominion of Richmond (1-0)	1891
Olympics of Louisville (1-0)	1891
SUNY Oneonta (18-2)	1985
Oswego (1-0)	1981
Pantops Academy (2-0)	1904
Pastimes of Baltimore (1-0)	1891
Penn State (12-10)	2004
Pennsylvania (11-23-1)	1953
Princeton (20-33)	2014
Providence (5-0)	1987
Purdue-Fort Wayne (1-0)	1979
Quantico Marines (4-4)	1948
Quinnipiac (0-1)	2004
Radford (21-4-1)	2019
Randolph-Macon (10-0)	1941
Rensselaer (1-0)	1950
Rhode Island (10-0)	2010
Rice (2-0)	2018
RICHMOND (87-59-2)	2019

Rider (6-0)	2011
Roanoke (6-0)	1946
Rochester (2-0)	1967
Rollins (0-2)	1983
Rutgers (5-6)	2017
Saint Peter's (1-0)	2013
Samford (1-0)	2018
Seton Hall (0-0)	First Meeting
St. Alban's (6-1)	1904
St. John's (13-4)	2011
St. Joseph's (3-0)	2006
St. Paul's (1-0)	1898
San Diego State (2-0)	2015
Seton Hall (35-21-1)	2019
Shippensburg (0-1)	1982
Siena (2-0)	2008
South Alabama (0-2)	1998
South Carolina (27-37)	2011
Southern California (2-0)	2015
Springfield (1-1)	1949
Stetson (1-1)	1996
Stony Brook (3-1)	2009
Swarthmore (2-0)	1891
Syracuse (7-3)	1972
TCU (1-2)	2019
Tennessee Tech (1-0)	1995
Toledo (3-0)	2013
Tome (1-0)	1911
TOWSON (21-2)	2017
Trenton Univ. Club (1-0)	1934
Trinity (10-3)	1954
UAB (1-2)	2011
UCF (0-2)	2018
UC Irvine (4-1)	2011
UCLA (0-1)	2008
U.S. Marines (1-1)	1932
University of the South (1-0)	1893
Vanderbilt (3-6)	2019
Vermont (16-8)	1981
Villanova (4-2)	2019
Virginia Christian Coll. (1-0)	1918
VCU (46-22)	2018
VMI (107-32)	2020
Wagner (5-0)	2019
Washington (1-3)	1916
Washington & Lee (50-23-2)	1971
Washington College (0-0-1)	1954
Washington Nationals (1-2)	1913
Wesleyan (1-1-1)	1909
West Chester (4-1)	1988
West Georgia (1-0)	1974
West Virginia (8-5)	1949
Western Carolina (0-1)	2002
Western Kentucky (0-1)	1976
Western Reserve (1-0)	1951
Westfield State (3-0)	1985
WILLIAM & MARY (78-31-2)	2020
Williams (5-1)	1927
Wisconsin (1-0)	1893
Wofford (2-1)	1984
Woodberry Forest (11-1)	1945
Woodrow Wilson Hospital (3-1)	
	1945
Wright State (1-2)	2012
Yale (26-44-3)	2018

BOLD INDICATES 2021 OPPONENT



1934 CAVALIERS

YEAR-BY-YEAR RESULTS

1889 (7-0)

COACH: unknown

CAPTAIN: Harry S. Bailey

MANAGER: Felix H. Levy

Richmond Col.	W, 13-4
Washington & Lee	W, 24-9
Episcopal HS	W, 22-10
Navy	W, 11-2
VMI	W, 19-4
Washington & Lee	W, 18-5
Johns Hopkins	W, 6-4

1890 (4-8)

COACH: unknown

CAPTAIN: A. Lee Thurman

MANAGER: J. R. A. Hobson

Lehigh	L, 6-10
Lehigh	L, 6-9
Richmond Col.	L, 5-9
Lafayette	W, 15-3
Pennsylvania	L, 4-5
VMI	W, 13-7
Johns Hopkins	W, 7-1
Lehigh	L, 4-6
Lafayette	L, 6-7
Pennsylvania	L, 2-25
Princeton	L, 4-9
Johns Hopkins	W, 11-0

1891 (16-5)

COACH: unknown

CAPTAIN: Buchanan Schley, Jr.

MANAGER: R. D. Anderson

Boston Association	L, 4-6
Boston Association	L, 1-19
Dartmouth	W, 18-4
Dartmouth	W, 5-0
Lafayette	L, 2-6
Lafayette	W, 15-0
Washington & Lee	W, 21-4
VMI	W, 24-0
North Carolina	W, 6-1
Johns Hopkins	L, 13-16
Swarthmore	W, 14-2
Swarthmore	W, 7-4
ODU of Richmond	W, 8-0
All Virginia	W, 18-0
Cornell	W, 1-0
Olympics of Louisville	W, 5-0
Pastimes of Baltimore	W, 9-0
Johns Hopkins	L, 1-2
Johns Hopkins	W, 13-3
Columbian Ath. Club	W, 4-1
Columbian Ath. Club	W, 11-3

1892 (9-8-1)

COACH: unknown

CAPTAIN: Mendell L. Smith

MANAGER: J. Breckenridge Robertson

Boston	L, 0-22
Boston	L, 3-19
Vermont	L, 1-10
Dartmouth	W, 11-2
Lafayette	W, 20-12
Lafayette	W, 12-0
Lehigh	L, 6-9

Lehigh	W, 8-6
Princeton	L, 0-10
Vanderbilt	L, 4-5
North Carolina	W, 5-2
North Carolina	L, 50r-4
	6or7
Johns Hopkins	W, 6-5
Washington & Lee	T, 2-2
Baltimore Y.M.C.A.	W, 8-4
Hampden-Sydney	W, 9-7
Columbian Ath. Club	L, 5-8
Columbian Ath. Club	W, 7-2

1893 (10-5-1)

COACH: unknown

CAPTAINS: Murray M. McGuire and

Mendell L. Smith

MANAGER: R. D. Anderson

Yale	L, 8-14
Yale	L, 4-11
Harvard	T, 1-1
Vermont	W, 6-5
Vermont	L, 4-7
North Carolina	W, 5-2
Lafayette	W, 11-2
Lafayette	W, 15-4
Univ. of the South	W, 13-5
Randolph-Macon	W, 16-0

World's Fair Baseball Tourney

June	
26 Illinois	W, 11-7
29 Wisconsin	W, 14-4
July	
1 Illinois	W, 11-7
6 Wesleyan Univ.	W, 6-0
11 Amherst	L, 6-8
12 Yale	L, 2-6

Note: Virginia finished second in eight-team field behind Yale.

1894 (9-7)

COACH: unknown

CAPTAIN: Mendell L. Smith

MANAGER: J. Breckenridge Robertson

Columbia	W, 6-1
Lehigh	W, 11-4
Yale	L, 4-28
Yale	L, 11-13
Vermont	L, 5-12
Vermont	W, 11-8
Baltimore	L, 0-28
Baltimore	L, 5-11
Columbia	W, 23-5
Wake Forest	W, 5-2
Penn State Col.	W, 14-4
Georgetown	W, 3-2
North Carolina	L, 2-4
North Carolina	W, 10-2
Lafayette	L, 3-7
Lafayette	W, 7-5

1895 (10-7)

COACH: unknown

CAPTAIN: J. Garnett Nelson

MANAGER: Jonathan Bryan

New York	L, 0-12
St. Albans	W, 11-3
Vermont (10)	W, 3-2
Vermont	W, 13-5
Rutgers	W, 9-2
Lehigh	W, 15-9
Yale	L, 9-15
Yale	L, 3-6
Washington & Lee	W, 13-0
Franklin & Marshall	W, 8-1
Franklin & Marshall	W, 5-0
Georgetown	W, 5-3
Pennsylvania	L, 3-8
Cornell	L, 0-6
Cornell	L, 2-11or6
Georgetown	L, 2-16
North Carolina	L, 7-0

1896 (7-10)

COACH: unknown

CAPTAIN: Murray M. McGuire

MANAGER: McLane Tilton, Jr.

Lehigh	W, 25-3
Princeton	L, 4-5
Yale	L, 4-12
Yale	L, 7-8
Johns Hopkins	W, 15-8
Hobart	L, 4-7
Hobart	L, 2-3
Trinity	W, 6-4
North Carolina	L, 6-14
St. John's	W, 18-12
St. Albans	W, 4-3
Cornell	W, 6-5
Georgetown	L, 11-31
Georgetown	L, 0-7
Pennsylvania	L, 2-3
Lehigh	L, 6-10
Princeton	W, 10-6

1897 (9-5)

COACH: unknown

CAPTAIN: John Lawrence, Vick Bonney

MANAGER: Elbert Lee Trinkle

Woodberry Forest	W, 14-4
Locust Dale	W, 18-6
North Carolina	W, 7-6
Wake Forest	W, 10-3
Vermont	W, 14-1
Vermont	W, 12-4
Lafayette	L, 11-9
Pennsylvania	L, 7-13
Lehigh	L, 3-8
Yale	W, 13-5
Yale	L, 13-15
Princeton	L, 3-9
North Carolina	W, 10-4
Richmond	W, 9-4

1898 (15-8)

COACH: unknown

CAPTAIN: John Lawrence Vick Bonney

MANAGER: Don Preston Peters

McCabe's School	W, 27-2
Episcopal HS	W, 5-3
Woodberry Forest	W, 11-5
Pantops Academy	W, 12-5
Lafayette	W, 12-8
Lehigh	W, 13-3
Yale	W, 9-0
Yale	L, 0-5
Princeton	W, 14-10
Harvard	L, 5-7
Richmond	L, 6-8
Richmond	L, 12-19
Washington & Lee	W, 2-1
Washington & Lee	W, 20-0
Georgetown	W, 13-6
St. John's	W, 26-5
Georgetown	W, 9-5
Georgetown	L, 7-10
Pennsylvania	L, 3-9
Princeton	L, 5-12
St. Paul's	W, 19-2
Wesleyan	L, 4-6
Yale	W, 4-0

1899 (13-6)

COACH: unknown

CAPTAIN: W. A. Martin

MANAGER: A. W. Aston

Episcopal HS	W, 7-1
Lafayette	W, 7-5
Cornell	W, 14-5
Lehigh	W, 8-3
Yale	W, 10-3
Yale	W, 10-4
Princeton	W, 19-4
Princeton	L, 6-18
Boston	L, 3-14
Boston	L, 1-15
Harvard	L, 3-9
Pennsylvania	W, 18-3
Pennsylvania	W, 6-4
Georgetown	L, 6-8
Maryland	W, 10-2
St. Albans	W, 20-3
Georgetown	W, 5-6
West Virginia	W, 8-5
Trinity	W, 12-0

1900 (9-6)

COACH: unknown

CAPTAIN: Brodie C. Nalls

MANAGER: N. P. Cocke

Woodberry Forest	W, 23-3
Episcopal HS	W, 16-4
Cornell	W, 6-5
Gallaudet	W, 9-3
Franklin & Marshall	L, 2-5
Lehigh	L, 0-2
Howard	L, 0-7
Yale	L, 7-8
Princeton	L, 3-9

Pennsylvania	L, 7-8
Pennsylvania	W, 19-4
Washington & Lee	W, 12-0
VMI	W, 22-0
Virginia Tech	W, 12-0
Roanoke Col.	W, 17-2

1901 (12-8)

COACH: unknown

CAPTAIN: C. P. Carter

MANAGER: R. E. Lee Taylor

Bellevue HS	W, 29-6
St. Albans	W, 6-0
Locust Dale	W, 12-2
Lafayette	W, 10-9
Episcopal HS	W, 12-0
Woodberry Forest	W, 19-0
Lehigh	W, 13-2
Boston (AL)	L, 0-23
Yale	L, 6-9
Princeton	L, 10-19
Princeton	L, 5-9
Harvard	L, 5-8
Cornell	L, 2-9
North Carolina	W, 9-2
Georgetown	L, 0-13
Maryland	W, 16-13
Georgetown	L, 6-9
Washington & Lee	W, 9-8
Virginia Tech	W, 8-3
Roanoke Col.	W, 8-5

1902 (13-7-1)

COACH: unknown

CAPTAIN: C. P. Carter

MANAGER: Owsley Brown

Locust Dale	W, 15-0
Miller's School	W, 15-2
St. Albans	L, 3-14
Lehigh	W, 14-10
Pennsylvania	L* forfeit
Yale (10)	T, 2-2
Princeton	L, 8-9
Princeton	L, 2-16
Hobart	W, 16-4
Cornell	L, 10-14
Howard	L, 8-11
Columbian	W, 7-5
Washington & Lee	W, 12-5
North Carolina (10)	W, 5-4
North Carolina	W, 9-7
William & Mary	W, 27-1
Columbian	L, 4-6
Princeton	W, 14-1
Roanoke	W, 10-1
North Carolina	W, 11-1
Washington & Lee	W, 11-3

* Losing 9-0, Virginia forfeited to Penn

YEAR-BY-YEAR RESULTS

1903 (15-6-1)

COACH: unknown

CAPTAIN: J. Beverley Pollard
MANAGER: Armistead M. Dobie

Miller School	W, 8-4
Woodberry School	W, 15-0
Locust Dale	W, 12-1
St. Alban's	W, 10-1
Lafayette	W, 17-2
Lafayette	L, 2-12
Pennsylvania	W, 1-0
Pennsylvania	L, 1-3
Gettysburg	W, 3-2
Syracuse	L, 7-8
Lehigh	W, 4-0
Yale	L, 2-9
Brown's School	W, 6-1
VMI	W, 7-1
A27 Virginia Tech (18)	W, 14-2
NC State	W, 4-0
North Carolina	L, 3-10
North Carolina	T, 15-15
Davidson	W, 8-1
M6 Virginia Tech	W, 13-4
North Carolina	L, 1-4
Roanoke Col.	W, 2-1

1904 (16-9)

COACH: unknown

CAPTAIN: C. P. Stearns
MANAGER: J. W. Somerville, Jr.

March	
12 Woodberry Forest	L, 0-1
17 Pantops Academy	W, 6-0
19 Fishburne Military	W, 15-3
22 St. Alban's	W, 6-0
23 Randolph-Macon	W, 4-0
25 Villanova	W, 13-5
26 Villanova	L, 0-2
29 St. John's	W, 9-0
30 Lafayette	W, 10-2
31 Lafayette	W, 6-0
April	
2 Yale (1)	L, 1-4
4 Yale	L, 4-7
5 Lehigh	W, 22-9
6 Pennsylvania	L, 1-7
7 Pennsylvania	L, 1-10
9 Cornell	W, 7-6
12 Hampden-Sydney	W, 7-0
14 Virginia Tech	W, 9-0
16 at Navy	L, 3-4
18 vs. Harvard (2)	L, 4-11
19 Washington & Lee	L, 1-7
21 at NC State	W, 11-3
23 at North Carolina	W, 9-2
? Columbia	W, 11-7
May	
6 Johns Hopkins	W, 15-5

1905 (17-7)

COACH: unknown

CAPTAIN: J. M. Stucky
MANAGER: H. N. Page, Jr.

March	
11 Woodberry Forest	W, 3-1
18 Miller School	W, 6-1
20 Fishburne Mil. Ac.	W, 11-3
25 West Virginia	W, 7-1
27 West Virginia	L, 2-4
29 William & Mary	W, 22-0
31 Lafayette	W, 6-0
April	
1 Lafayette	L, 1-6
3 Penn State	L, 2-13
6 Pennsylvania	W, 3-2
7 vs. St. John's (3)	W, 9-4
8 at Navy	W, 7-3
15 Johns Hopkins	W, 13-5
17 Kentucky	W, 7-4
18 Davidson	W, 4-3
19 G. Washington	W, 22-1
20 St. John's	W, 19-8
22 vs. Yale (1)	L, 5-6
24 Syracuse	L, 4-8
25 Syracuse	W, 7-2
26 Virginia Tech	W, 7-1
27 Virginia Tech	W, 7-2
May	
4 at North Carolina	L, 1-6
5 vs. North Carolina	L, 2-3

1906 (18-10)

COACH: unknown

CAPTAIN: A. C. Graham
MANAGER: R. G. Camp

March	
17 Richmond Col.	W, 13-5
21 Miller School	W, 19-0
23 Lafayette	L, 2-10
April	
2 Penn State	L, 1-5
3 Pennsylvania	W, 7-1
4 Pennsylvania	L, 0-2
6 VMI	W, 9-0
11 Syracuse	W, 12-7
12 Princeton	L, 1-2
13 vs. Yale (1)	L, 0-11
14 vs. Yale (1)	W, 3-2
16 Lehigh	W, 11-5
17 Lehigh	W, 6-2
18 Kentucky	W, 12-3
19 Carlisle Indians	W, 11-3
20 Carlisle Indians	W, 3-1
23 vs. North Carolina (5)	L, 1-6
24 North Carolina	W
* forfeit	
25 NC State	W, 12-0
27 Georgia	W, 7-1
28 Georgia	W, 8-5
30 Kentucky State	W, 7-2

May

2 at Trinity	L, 2-4
3 at North Carolina	W, 4-3
4 at Wake Forest	W, 6-5
5 at NC State	L, 4-5
9 G. Washington	L, 2-3
12 Johns Hopkins	L, 3-4

* Losing 9-0, UNC left the field in the 9th inning after a disputed call.

1907 (16-6-1)

COACH: unknown

CAPTAIN: A. S. Walker
MANAGER: A. T. Brant

March	
16 Woodberry Forest	W, 7-1
18 Fishburne School	T, 6-6
29 Cornell	L, 7-8
30 Columbia	W, 7-6
April	
1 Columbia	W, 16-3
2 Lafayette	W, 6-3
3 Pennsylvania	L, 8-11
4 Pennsylvania	W, 5-2
5 Hem. Club of Rich.	W, 6-5
10 Dartmouth	L, 3-4
13 Georgetown	W, 9-0
15 North Carolina	W, 5-1
16 G. Washington	W, 8-1
17 Trinity	W, 2-1
20 vs. North Carolina (4)	W, 5-2
22 Davidson	W, 12-1
26 Georgia	W, 8-3
27 Georgia	W, 8-3
May	
4 Georgetown (2)	L, 0-1
7 at Villanova	L, 4-9
8 at Princeton	W, 3-2
9 at Yale	L, 1-6
11 at Army	W, 5-1

1908 (12-11-1)

COACH: unknown

CAPTAIN: John F. Hoff
MANAGER: W. H. Jordan

March	
25 Fishburne School	W, 9-5
26 Miller School	W, 15-0
28 Woodberry Forest	W, 1-0
30 Amherst	W, 1-0
April	
1 Amherst	W, 5-1
2 Cornell	L, 2-4
3 Cornell	W, 4-2
6 vs. North Carolina (4)	L, 1-2
11 Georgetown	L, 2-3
13 Dartmouth	W, 10-0
14 Princeton	W, 6-2
16 vs. Princeton (5)	L, 0-1
17 Penn State	L, 5-9
20 Lehigh	W, 7-0
21 Lehigh	L, 4-6
22 North Carolina	W, 5-4
23 Pennsylvania	W, 7-5
24 Pennsylvania	L, 3-6
25 Davidson	W, 4-0
27 at Georgetown	L, 0-2
28 at Georgetown	L, 0-3

29 at Princeton	L, 0-2
May	
1 at Fordham	L, 2-7
2 at Army	T, 1-1

1909 (19-7-1)

COACH: unknown

CAPTAIN: John F. Hoff
MANAGER: L. W. Tazewell, Jr.

March	
15 Woodberry Forest	W, 5-3
18 Fishburne School	W, 6-0
20 Miller School	W, 10-1
25 William & Mary	W, 13-0
27 Randolph-Macon	W, 1-0
29 Colgate	W, 7-1
30 Colgate	W, 3-0
April	
1 Amherst	W, 5-4
3 vs. Yale (1)	L, 2-4
6 St. John's	W, 5-1
7 Lafayette	W, 3-2
8 Holy Cross	W, 9-3
9 Princeton	W, 4-3
12 Fordham	W, 2-1
14 Pennsylvania	W, 3-0
15 South Carolina	W, 6-1
16 South Carolina	L, 5-6
19 North Carolina (4)	W, 3-1
22 Harvard	L, 0-1
28 Davidson	W, 8-0
30 North Carolina	L, 6-7
May	
1 Georgetown	W, 7-6
4 at Wake Forest	W, 16-8
5 at Amherst	W, 4-1
6 at Wesleyan	T, 4-4
7 at Yale	L, 0-2
8 at Army	L, 3-4

1910 (7-14-1)

COACH: Charles Rigler

CAPTAIN: R. H. Pickford
MANAGER: Rufus T. Reid

Woodberry Forest	W, 8-0
St. John's	L, 2-6
Princeton	L, 2-6
Holy Cross	L, 2-7
Pennsylvania	L, 0-3
Pennsylvania	L, 3-8
Amherst	L, 3-10
Amherst	L, 3-16
Lafayette	W, 4-0
Lafayette	L, 2-4
North Carolina	W, 4-3
North Carolina	W, 6-2
Georgetown	W, 4-2
Harvard	L, 0-1
North Carolina	L, 0-3
Davidson	W, 12-4
Georgetown	L, 2-5
Pennsylvania	L, 4-7
Harvard	T, 1-1
Holy Cross	W, 10-4
Yale	L, 1-3
Army	W, 6-3

1911 (11-9)

COACH: Charles Rigler

CAPTAIN: Thomas Clay Carter
MANAGER: Joseph S. Moore

Jefferson School	W, 16-1
Woodberry Forest	W, 22-1
Tome	W, 12-0
Randolph-Macon	W, 3-0
Amherst	L, 2-5
Amherst	L, 2-4
Carolina	W, 3-1
Carolina	L, 0-1
St. John's	W, 5-1
Princeton	L, 1-3
Fordham	W, 4-0
Pennsylvania	L, 0-8
Carolina	L, 0-1
Georgetown	W, 8-0
VMI	W, 11-0
Georgetown	W, 4-3
Pennsylvania	L, 0-10
Fordham	W, 4-0
Brown	L, 0-3
Yale	L, 0-9

1912 (14-9-1)

COACH: Charles Rigler

CAPTAIN: Thomas Clay Carter
MANAGER: unknown

Wash. Nationals	W, 5-3
Wash. Nationals	L, 1-11
Jefferson	W, 11-6
Episcopal HS	W, 17-0
Amherst	L, 4-5
Amherst	W, 8-4
St. John's	W, 4-2
Princeton	L, 3-6
Yale (10)	T, 3-3
Holy Cross	L, 1-4
Cornell	W, 2-1
Montreal	L, 2-9
Trinity	W, 8-5
North Carolina	W, 2-1
North Carolina	L, 3-10
North Carolina	L, 0-4
South Carolina	W, 10-2
Georgetown	W, 4-3
North Carolina	W, 4-0
Bucknell	W, 15-4
Georgia	W, 5-1
Pennsylvania	L, 4-5
Georgetown	L, 0-5
Georgetown	W, 6-3

1913 (12-8)

COACH: Jack Ryan

CAPTAIN: D. W. Neff
MANAGER: G. F. Thornhill

Wash. Nationals	L, 0-6
Holy Cross	W, 16-8
Princeton	W, 3-0
Amherst	L, 5-6
Cornell	W, 6-5
Cornell	W, 12-3
Randolph-Macon	W, 8-1
North Carolina	L, 4-5
Davidson	W, 13-1
North Carolina	W, 12-9
Georgetown	W, 13-3
South Carolina	W, 3-1
Trinity	W, 8-3
Holy Cross	L, 1-4
Catholic Univ.	L, 4-8
Georgetown	W, 8-2
Navy	L, 4-10
Princeton	W, 6-1
Yale	L, 2-4
Army	L, 3-9

1914 (10-7)

COACH: Jack Ryan

CAPTAIN: J. L. White
MANAGER: C. G. Giddings

Amherst	L, 3-5
Vermont	W, 9-1
Cornell	W, 7-1
Cornell	L, 3-5
Princeton	L, 4-10
Yale	W, 10-4
Yale	W, 8-3
Johns Hopkins	W, 6-5
VMI	W, 11-3
North Carolina	W, 2-0
North Carolina	W, 9-1
Trinity	W, 13-3
North Carolina	W, 6-1
Princeton	L, 4-5
Harvard	L, 2-3
Brown	L, 3-8
Yale	L, 4-17

1915 (14-6)

COACH: Jack Ryan

CAPTAIN: J. L. White
MANAGER: H. M. Robertson

Amherst	W, 5-0
Amherst	W, 7-1
Princeton	L, 1-5
Fordham	W, 5-4
Cornell	W, 4-1
Cornell	W, 2-1
Williams	W, 9-1
North Carolina	W, 5-2
North Carolina	L, 5-8
Trinity	W, 10-6
Michigan	W, 6-1
Catholic	W, 7-2
North Carolina	W, 5-3
Georgia	W, 1-0

Georgia	L, 3-5
Trinity	W, 12-10
Princeton	L, 0-4
Harvard	L, 2-10
Brown	W, 5-4
Yale	L, 2-6

1916 (16-8-1)

COACH: Jack Ryan

CAPTAIN: E. W. Smith
MANAGER: C. Tunstall

Washington	L, 1-4
Washington	L, 4-10
Washington	W, 5-4
Washington	L, 6-9
Amherst	W, 7-4
Amherst	L, 3-5
North Carolina	W, 5-2
South Carolina	W, 5-3
Georgia	W, 2-1
Williams	W, 12-6
Cornell	W, 2-1
Cornell	W, 3-2
Harvard	T, 2-2
Princeton	W, 2-1
Yale	L, 0-7
Holy Cross	W, 3-1
North Carolina	W, 8-3
Trinity	W, 21-2
Georgia	W, 16-7
Georgia	L, 1-3
VMI	W, 14-5
Princeton	L, 2-3
Harvard	L, 0-5
Williams	W, 12-6
Yale	W, 13-1

1917 (2-2)

COACH: James L. White

CAPTAIN: E. W. Smith
MANAGER: C. Tunstall

Amherst	W, 4-3
Amherst	L, 0-1
Lehigh	W, 4-0
North Carolina	L, 2-3

Remainder of schedule canceled April 14, 1917

1918 (7-4)

COACH: H. H. Lannigan

CAPTAIN: C. D. Mahood
MANAGER: V. B. Hirst

Virginia Christian Col.	W, 8-0
William & Mary	W, 11-3
Richmond Col.	W, 10-8
North Carolina	L, 0-3
North Carolina	W, 4-0
Marshall Col.	W, 16-4
North Carolina	W, 2-1
VMI	W, 14-4
West Virginia	L, 4-7
West Virginia	L, 0-9
West Virginia	L, 5-9

1919 (8-8-1)

COACH: E. W. Smith

CAPTAIN: H. H. Gwathmey
MANAGER: J. N. Greear

Richmond Col.	W, 5-4
Lincoln Memorial	L, 0-4
William & Mary	L, 0-2
Hampden-Sydney	W, 13-3
North Carolina	W, 2-1
North Carolina	T, 3-3
Georgia	L, 2-7
Georgia	L, 4-7
Davidson	L, 0-7
Randolph-Macon	W, 4-0
North Carolina	L, 1-7
Maryland State	W, 7-5
Georgia	L, 4-10
Georgia	W, 3-0
VMI	W, 2-1
North Carolina	W, 11-4
Princeton	L, 2-5

YEAR-BY-YEAR RESULTS

1920 (11-7-1)

COACH: James L. White

CAPTAIN: William I. Pritchard

MANAGER: Raymond McK. Sloan

Maryland State	L, 1-3
Cornell	L, 4-7
Yale	W, 3-0
Lafayette	W, 5-1
Amherst	L, 2-4
Amherst	L, 0-2
Georgia	L, 0-4
Georgia	W, 5-4
North Carolina	W, 4-3
St. John's	W, 7-4
Johns Hopkins	W, 9-4
Harvard	T, 2-2
Auburn	W, 1-0
Auburn	L, 0-4
North Carolina	W, 8-7
South Carolina	W, 8-3
Princeton	L, 1-8
Yale	W, 1-0
Amherst	W, 4-3

1921 (7-15)

COACH: W. Rice Warren

CAPTAIN: J. Wilcox Dunn, Robert E.

Hanson (22 Curis)

MANAGER: Water T. Bergstrom

(resigned), William Menefee, Jr.

Lynchburg Col.	L, 0-2
Johns Hopkins	L, 5or3-11
Penn State	L, 2-14
Fordham	L, 2-7
Dartmouth	W, 8-5
North Carolina	L, 3-5
Univ. of Richmond	W, 3-1
Cornell	L, 2-3
Cornell	L, 3-4
Williams	W, 6-5
William & Mary	W, 8-6
VMI	L, 4-7
Buffalo	L, 0-22
Company K	W, 11-0
North Carolina	L, 3-7
North Carolina	L, 2-3
Oglethorpe	W, 2-1
Oglethorpe	L, 2-11
Johns Hopkins	W, 10-9
Catholic Univ.	L, 8-9
Fordham	L, 2-8
Yale	L, 1-9

1922 (8-14)

COACH: Jack Ryan

CAPTAIN: Joseph William Dunn

MANAGER: R. V. Hatcher

Lynchburg Col.	W, 3-2
Delaware	L, 2-3
Cornell	L, 0-8
Cornell	W, 4-3
Vermont	L, 5-8
Washington & Lee	L, 7-10
Virginia Tech	W, 6-0
Oglethorpe	L, 2-4
Oglethorpe	L, 3-5
North Carolina	L, 0-6
William & Mary	W, 6-5
North Carolina	L, 0-4
North Carolina	L, 0-7
VMI	L, 1-3
West Virginia	W, 4-3
West Virginia	W, 8-0
Univ. of Richmond	L, 1-4
North Carolina	L, 0-6
Catholic Univ.	W, 3-0
Princeton	L, 2-5
Brown	W, 12-5
Yale	L, 4-13

1923 (11-12-1)

COACH: Earle Neale

CAPTAIN: Robert Randolph Parrish

MANAGER: Walter Lindsay Brown

New York Univ.	L, 6-7
Amherst	W, 14-6
Princeton	L, 4-6
Penn State	L, 1-9
Fordham	W, 10-2
William & Mary	L, 6-17
Washington & Lee	W, 14-12
Cornell	T, 10-10
Cornell	W, 10-6
Washington & Lee	L, 3-8
Richmond Col.	L, 6-19
VMI	L, 0-6
Lynchburg Col.	L, 7-8
North Carolina	L, 1-2

Georgia	L, 0-4
Georgia	W, 8-6
South Carolina	W, 10-1
Virginia Tech	W, 7-0
Davidson	W, 14-6
Maryland	W, 3-2
VMI	L, 0-4
Hampden-Sydney	W, 8-5
North Carolina	L, 3-12
North Carolina	W, 4-3

1924 (15-10)

COACH: Earle Neale

CAPTAIN: Robert Randolph Parrish

MANAGER: Charles Skinker Valentine

Amherst	W, 13-9
Amherst	W, 6-0
Roanoke	W, 8-7
Hampden-Sydney	W, 5-4
Cornell	W, 3-0
Cornell	W, 7-4
Washington & Lee	W, 3-0
William & Mary	W, 13-9
Syracuse	W, 6-4
Georgia	L, 4-8
Georgia	W, 2-1
Quantico Marines	L, 0-3
North Carolina	L, 4-7
Georgia Tech	W, 8-4
Georgia Tech	L, 1-3
North Carolina	L, 2-3
North Carolina	L, 8-13
Georgia	L, 1-2
Georgia Tech	W, 7-4
Georgia	L, 1-2
VMI	W, 8-2
VMI	W, 9-4
Washington & Lee	L, 2-4
Virginia Tech	L, 1-3
Maryland	W, 10-3

1925 (13-10-1)

COACH: Earle Neale

CAPTAIN: Thomas A. McCoy

MANAGER: Robert Sedgewick Osborn

Dartmouth	L, 1-3
Lynchburg	W, 15-1
Quantico Marines	L, 10-11
Cornell	W, 1-0
Cornell	W, 9-4
Pennsylvania	T, 5-5
Pennsylvania	W, 5-3
Princeton	W, 3-0
Bucknell	L, 2-10
Syracuse	W, 8-4
Syracuse	L, 5-10
North Carolina	L, 6-8
VMI	W, 9-2
Washington & Lee	L, 4-5
VMI	W, 5-3
NC State	L, 6-8
Maryland	W, 11-9
Navy	L, 5-9
Columbia	W, 5-4
Fordham	L, 1-8
Williams	W, 9-8
NC State	L, 2-3
North Carolina	W, 4-1
North Carolina	W, 2-1

1926 (11-10)

COACH: Earle Neale

CAPTAIN: McDonald Edward Wrenn

MANAGER: Isaac May

Pennsylvania	L, 3-9
Pennsylvania	L, 1-3
Syracuse	W, 8-2
Lehigh	W, 4-2
Rutgers	W, 17-9
North Carolina	W, 7-3
Richmond	L, 6-7
Washington & Lee	W, 5-2
Virginia Tech	L, 4-5
VMI	L, 3-4
North Carolina	L, 4-12
North Carolina	W, 6-2
Duke	W, 8-2
Washington & Lee	W, 6-5
Georgia Tech	W, 7-6
Georgia Tech	L, 6-7
Maryland	W, 6-3
Yale	L, 11-13
Columbia	L, 5-6
VMI	W, 2-1
Marines	L, 2-5

1927 (13-7)

COACH: Earle Neale

CAPTAIN: Robert Gamble Cabell

MANAGER: Bryan Black, Jr.

Springfield	L, 2-3
Bucknell	W, 7-2
Williams	L, 6-10
Hampden-Sydney	W, 12-3
Penn State	W, 3-2
Princeton	W, 6-4
VMI	W, 10-4
North Carolina	L, 7-10
Washington & Lee	L, 2-8
VMI	W, 15-3
Richmond	W, 7-0
Fordham	W, 4-2
Yale	L, 1-4
New York Univ.	L, 1-10
Maryland	W, 7-3
Washington & Lee	W, 9-8
North Carolina	W, 6-2
North Carolina	L, 10-11
Georgia	W, 6-2
Georgia	W, 9-6

1928 (10-10)

COACH: Earle Neale

CAPTAIN: John Wesley Stephens, Jr.

MANAGER: William O. Bristow, Jr.

Maryland	L, 1-3
Pennsylvania	L, 5-12
Colgate	W, 13-7
Cornell	W, 8-1
Princeton	W, 4-2
Harvard	L, 5-11
VMI	W, 13-8
North Carolina	L, 4-6
Virginia Tech	W, 21-3
Virginia Tech	W, 6-0
Duke	L, 0-11
NC State	W, 3-2
Quantico Marines	L, 6-9
Maryland	W, 8-3
Navy	L, 6-7
NC State	L, 4-6
North Carolina	W, 5-3
North Carolina	L, 4-8
Univ. of Richmond	L, 1-6
Washington & Lee	W, 3-1

1929 (8-13)

COACH: Earle Neale

CAPTAIN: Middleton Elliot Randolph

MANAGER: Howard W. Holland

New York Univ.	W, 6-5
Princeton	L, 1-3
Princeton	L, 5-7
Colgate	W, 5-4
Yale	L, 3-9
Yale	L, 2-10
VMI	L, 6-8
Maryland	L, 4-10
North Carolina	L, 4-5
Davidson	L, 2-5
Washington & Lee	W, 6-5
Virginia Tech	W, 12-2
William & Mary	L, 3-19
VMI	L, 0-4
NC State	W, 7-2
Maryland	W, 3-0
Duke	L, 2-12
North Carolina	L, 4-6
North Carolina	L, 2-4
Virginia Tech	W, 8-6
Washington & Lee	W, 12-5

1930 (2-12)

COACH: Roy E. Randall

CAPTAIN: William Edgar Byrd

MANAGER: Beverley Heth Randolph, Jr.

William & Mary	L, 3-9
VMI	L, 2-12
Maryland	L, 2-11
North Carolina	L, 5-8
Washington & Lee	W, 6-2
Virginia Tech	L, 2-7
Princeton	L, 4-9
Princeton	W, 7-6
VMI	L, 1-10
NC State	L, 3-4
Maryland	L, 5-8
Navy	L, 2-5
Duke	L, 8-15
NC State	L, 5-10
North Carolina	L, 1-12

1931 (2-15)

COACH: Gus K. Tebell

CAPTAIN: James L. Ellis (Killed before

season started)

MANAGER: Edwin Darius Dupree	
Dartmouth	L, 2-11
Yale	L, 0-4
Yale	L, 7-9
Washington & Lee	L, 2-9
North Carolina	L, 1-6
VMI	L, 3-4
Harvard	W, 11-10
Princeton	L, 1-8
Princeton	L, 2-6
Maryland	L, 1-10
Virginia Tech	L, 4-5
NC State	W, 6-1
VMI	L, 9-14
North Carolina	L, 2-6
North Carolina	L, 4-15
Washington & Lee	L, 1-9
Virginia Tech	L, 1-6

1932 (12-4)

COACH: Gus K. Tebell

CAPTAIN: Frank P. Sippley

MANAGER: John D. Hurt

Randolph Macon	W, 4-1
Maryland	W, 8-5
North Carolina	W, 5-4
VMI (12)	W, 5-3
Washington & Lee	L, 1-2
Richmond	W, 5-3
Hampden-Sydney	W, 9-2
Virginia Tech	L, 12-8
Washington & Lee	W, 2-1
VMI	W, 15-7
Virginia Tech	W, 9-2
UNCG	L, 6-9
North Carolina	L, 3-4
U.S. Marines	W, 15-7
Navy	W, 16-2
Maryland	L, 5-9

1933 (8-5)

COACH: Gus K. Tebell

CAPTAINS: Ward W. Brewer, Charles

E. Poss

MANAGER: B. C. Baldwin, Jr.

William & Mary	W, 7-2
Vermont	W, 7-2
Randolph Macon	W, 6-4
NC State	L, 1-4
Washington & Lee	L, 0-11
Penn State	L, 2-5
Navy	W, 3-1
VMI	W, 8-0
Maryland	W, 11-6
Washington & Lee	W, 7-6
VMI	W, 4-3
UNCG	L, 1-11
Virginia Tech	L, 5-11

1934 (10-7)

COACH: Gus K. Tebell

CAPTAINS: S. P. Luck, Jr., V. H. Drissel

MANAGER: J. S. Houghland

Trenton Univ. Club	W, 8-5
Vermont	W, 14-0
William & Mary	L, 5-6
Maryland (10)	L, 0-3
North Carolina	L, 1-3
Maryland	L, 0-8
Navy	W, 2-0
VMI	W, 8-3
Univ. of Richmond	L, 0-12
William & Mary	W, 4-3
VMI	W, 12-9
Washington & Lee	W, 2-0
Virginia Tech	W, 14-4
NC State	W, 7-6
North Carolina	L, 3-16
UNCG	L, 2-5
West Virginia	W, 22-0

Rain: 1 game with Randolph-Macon,

Washington & Lee and West Virginia

1935 (13-8-1)

COACH: Gus K. Tebell

CAPTAIN: Orlin W. Rogers

MANAGER: C. W. Carnan, Jr.

Vermont	W, 4-0
Michigan	W, 4-2
VMI	L, 1-2
William & Mary (11)	T, 5-5
Maryland	L, 2-3
Long Island	L, 2-5
Richmond	L, 0-4

Washington & Lee	W, 4-1
West Virginia	W, 5-4
William & Mary	W, 15-5
Virginia Tech	W, 7-3
Washington & Lee	L, 5-7
North Carolina	L, 3-5
North Carolina	W, 4-0
Navy	W, 1-0
Richmond	W, 4-3
Virginia Tech	L, 7-11
Hampden-Sydney	W, 13-1
VMI	W, 5-1
Yale	W, 9-0
Brown (13)	W, 12-2
Amherst	L, 3-7
Vermont	Rain

1936 (11-8)

COACH: Gus K. Tebell

CAPTAIN: Curtis F. Bouldin

MANAGER: Claiborne McD. Pope

Vermont	W, 14-4
Vermont	W, 4-2
Dartmouth	L, 3-7
Richmond	L, 0-3
VMI	W, 15-5
Michigan	L, 4-17
Washington & Lee	L, 3-5
Virginia Tech	W, 9-8
Navy	L, 1-2
Maryland	W, 4-3
Hampden-Sydney	W, 10-2
North Carolina	L, 2-14
UNCG	W, 8-7
William & Mary	L, 2-10
Washington & Lee	L, 0-5
VMI	W, 3-1
Virginia Tech	W, 8-7
Richmond	W, 4-2
William & Mary	W, 11-4

1937 (8-8-1)

COACH: Gus K. Tebell

CAPTAIN: Robert H. Abbott

MANAGER: William W. Carson, Jr.

YEAR-BY-YEAR RESULTS

1939 (14-6)

COACH: Gus K. Tebell

CAPTAIN: James E. Sargeant
MANAGER: Sidney M. Ruffin

Haverford Col.	W, 13-0
Yale	W, 8-4
Richmond	W, 2-1
Michigan	W, 2-1
North Carolina	W, 10-5
VMI	W, 6-5
William & Mary	L, 2-6
Washington & Lee	W, 10-8
North Carolina	L, 4-15
Davidson	W, 8-6
VMI	W, 15-3
Washington & Lee	W, 9-2
Virginia Tech	W, 9-5
Richmond	L, 0-7
Virginia Tech	W, 5-2
Navy	W, 6-5
Rutgers	L, 8-9
Yale	L, 3-5
Cornell	W, 8-1
Ill. Wesleyan Univ.	L, 9-10

1940 (18-4)

State Champions

COACH: Gus K. Tebell

CAPTAIN: James T. Gillette, Jr.
MANAGER: Bodley Brooker, Jr.

Drexel Institute	W, 7-2
Maryland	W, 6-2
Haverford	W, 14-5
Dartmouth	L, 6-7
Vermont	W, 8-6
Dartmouth	W, 6-5
Pittsburgh	W, 19-5
VMI	W, 5-2
William & Mary	W, 9-1
Michigan	W, 12-11
Virginia Tech	W, 2-1
Virginia Tech	L, 1-6
North Carolina	L, 3-6
VMI	W, 14-11
Richmond	W, 2-1
William & Mary	W, 13-11
North Carolina	L, 5-9
Washington & Lee	W, 13-2
Maryland	W, 5-4
Navy	W, 12-2
Washington & Lee	W, 11-4
Richmond	W, 5-4

1941 (11-8)

COACH: Gus K. Tebell

CAPTAIN: James R. Dodson, Jr.
MANAGER: Daniel D. Talley, III

Bridgewater	W, 8-7
Dartmouth	W, 6-1
Vermont	W, 5-2
Pittsburgh	W, 6-5
Randolph-Macon	W, 12-4
William & Mary	L, 2-8
VMI	W, 10-9
Washington & Lee	L, 2-4
Virginia Tech	W, 18-11
Michigan	L, 4-6
North Carolina	L, 7-8
Richmond	L, 1-5
Virginia Tech	W, 7-4
VMI	W, 8-2
G. Washington	L, 2-8
William & Mary	L, 5-6
Washington & Lee	W, 19-3
Navy	L, 0-9
Richmond	W, 9-6

1942 (7-10-1)

COACH: Gus K. Tebell

CAPTAIN: Charles M. Walsh, III
MANAGER: Brooke Peirce

Bridgewater	W, 6-0
Maryland	W, 16-5
Washington & Lee	T, 0-0
Richmond	W, 4-0
Washington & Lee	L, 4-6
William & Mary	W, 10-1
Michigan	L, 3-9
G. Washington	L, 5-6
North Carolina	L, 1-18
Richmond	L, 1-8
Virginia Tech	L, 7-9
VMI	L, 5-8
Hampden-Sydney	W, 24-7
North Carolina	L, 2-5
Virginia Tech	W, 3-2
VMI	W, 13-1
Navy	L, 7-15
William & Mary	L, 2-7

1943 (6-4)

COACH: Gus K. Tebell

CAPTAIN: Turnbull Gillette
MANAGER: Walter McClelland

April		
6 Hampden-Sydney	W, 5-3	
9 Washington & Lee	L, 8-15	
10 VMI	W, 20-0	
13 Washington & Lee	Rain	
21 Richmond	W, 5-3	
24 VMI	W, 17-5	
30 Naval Pre-Flight	W, 13-5	
May		
1 North Carolina	W, 10-8	
4 Virginia Tech	L, 7-8	
5 Virginia Tech	L, 7-9	
8 Richmond	L, 1-8	
12 Navy	Rain	

1944 (6-5-1)

COACH: A. A. Corcoran

CAPTAIN: David H. Turp
MANAGERS: Robert E. Wherle and A. F. Eisenman, Jr.

April		
22 Lynchburg Cardinals	L, 7-16	
29 Richmond	W, 2-0	
May		
10 W. Wilson Hospital	W, 6-0	
13 Richmond	L, 0-9	
17 Virginia Tech	L, 1-2	
20 Hampden-Sydney	W, 6-1	
24 CASU-21	W, 4-2	
27 Camp Lee	W, 6-2	
31 W. Wilson Hospital	L, 2-4	
June		
3 BTC #10	L, 0-9	
7 Hampden-Sydney	W, 11-3	
10 Camp Lee	T, 1-1	

1945 (10-4)

COACH: Gus K. Tebell

CAPTAINS: David H. Turp and Roy William Richard
MANAGERS: Robert E. Wherle and A. F. Eisenman, Jr.

April		
7 Bridgewater	W, 20-7	
18 Woodrow Wilson	W, 8-5	
21 Virginia Tech	L, 1-3	
28 Richmond	W, 3-1	
May		
5 Richmond	W, 10-1	
9 Camp Lee	L, 1-12	
12 Ft. Belvoir	L, 1-2	
16 W. Wilson Hospital	W, 6-1	
19 Maryland	W, 10-3	
22 Bridgewater	W, 15-2	
30 Hampden-Sydney	W, 22-3	
June		
2 Virginia Tech	W, 2-1	
6 Norfolk Naval	L, 1-6	
9 Maryland	W, 8-1	

1946 (11-7-1)

COACH: Gus K. Tebell

CAPTAIN: James D. Patton, III
MANAGER: Herbert Bangel

American Viscose	W, 14-10
Roanoke Bus. Col.	W, 16-1
Lynchburg Cardinals	L, 7-10
William & Mary	W, 6-1
North Carolina	L, 5-6
Richmond	T, 8-8
Quantico Marines	W, 14-5
Quantico Marines	W, 8-8
Virginia Tech	W, 8-2
Navy	L, 0-6
Hampden-Sydney	L, 1-6
Washington & Lee	W, 5-4
Richmond	L, 3-4
Hampden-Sydney	W, 3-2
William & Mary	L, 2-6
Little Creek	W, 8-6
Washington & Lee	L, 1-2
Cherry Pt. Marines	W, 12-9
Virginia Tech	W, 11-7

1947 (19-7)

COACH: Gus K. Tebell

March		
29 Yale	L, 4-6	
Dartmouth	W, 8-4	
Haverford	W, 19-9	
North Carolina	W, 5-3	
South Carolina	W, 14-6	
Duke	W, 3-2	
Quantico Marines	W, 12-9	

Michigan	W, 7-4
VMI	W, 7-5
Hampden-Sydney	W, 10-4
VMI	W, 15-3
Richmond	L, 0-2
G. Washington	W, 16-6
Washington & Lee	W, 9-4
William & Mary	W, 8-1
G. Washington	W, 9-7
William & Mary	W, 18-3
North Carolina	L, 5-6
Virginia Tech	L, 4-10
Richmond	L, 0-4
Washington & Lee	W, 13-7
Virginia Tech	L, 6-9
Hampden-Sydney	W, 15-3
Maryland	W, 7-4
Maryland	W, 6-3
Navy	L, 2-9

1948 (14-5)

COACH: Gus K. Tebell

CAPTAINS: Samuel E. Ellington and Joseph W. Rowell
MANAGER: Joe Robinson

March		
22 Akron	W, 15-2	
26 at North Carolina	L, 1-3	
27 Ohio Wesleyan	W, 17-9	
30 Princeton	W, 15-5	
31 Princeton	Rain	
April		
3 West Virginia	W, 10-1	
7 Michigan	Rain	
8 Michigan	Rain	
10 at Washington & Lee	W, 10-1	
12 at Quantico Marines	L, 12-13	
16 Quantico Marines	W, 12-2	
17 at G. Washington	L, 5-6	
21 Richmond	W, 8-1	
23 Virginia Tech	W, 10-9	
28 VMI	W, 6-5	
May		
1 at Richmond	W, 5-2	
4 Washington & Lee	Rain	
6 North Carolina	W, 4-0	
8 at Virginia Tech	L, 2-13	
12 Hampden-Sydney	W, 14-1	
15 at VMI	W, 6-3	
18 Langley Field	W, 18-0	
22 at West Virginia	L, 6-7	
26 G. Washington	Rain	

1949 (11-6-4)

COACH: Gus K. Tebell

CAPTAIN: Neal Wade
MANAGER: Theodore Kruger

Springfield	W, 7-2
Rutgers	L, 4-6
Rutgers	L, 5-11
Haverford	W, 3-2
West Virginia	W, 12-2
Harvard	W, 2-0
Michigan	T, 1-1
Yale	T, 1-1
Trinity	W, 3-2
Akron	W, 7-6
North Carolina	L, 5-6
Ohio	L, 0-2
Virginia Tech	W, 7-6
VMI	Rain
Richmond	L, 1-13
Washington & Lee	L, 3-6
Langley Field	W, 3-1
Fort Meade	T, 6-6
Fort Meade	W, 3-1
North Carolina	T, 6-6
Washington & Lee	W, 5-0
VMI	W, 7-2
Virginia Tech	Rain
Richmond	W, 3-2

1950 (17-6)

COACH: Gus K. Tebell

CAPTAIN: Robert Huff
MANAGER: John Boyer

Haverford	W, 6-3
Rutgers	Rain
Rutgers	L, 2-3
Akron	W, 27-1
Dartmouth	W, 5-1
Delaware	W, 6-0
Lehigh	W, 4-3
Rensselaer	W, 1-0
Trinity	L, 3-11
Michigan	L, 4-5
Michigan	W, 4-1
Virginia Tech	W, 4-1

Maryland	W, 7-2
Richmond	W, 3-2
VMI	W, 7-6
G. Washington	W, 8-1
North Carolina	W, 9-4
Richmond	W, 10-1
Maryland	L, 2-7
Washington & Lee	W, 2-1
G. Washington	L, 0-2
Virginia Tech	L, 0-9
VMI	W, 13-0
Washington & Lee	Rain
William & Mary	W, 8-0

1951 (17-5)

COACH: Gus K. Tebell

CAPTAIN: Robert Winn
MANAGER: Clifford P. McKinney

North Carolina	W, 5-4
Cherry Point	W, 10-0
Camp LeJeune	L, 7-8
Trinity	Rain
Hofstra	W, 2-1
Lehigh	W, 2-1
Akron	W, 9-1
Yale	W, 7-6
Western Reserve	W, 11-8
Dartmouth	Rain
Virginia Tech	W, 4-3
Michigan	L, 4-18
Maryland	Rain
VMI	W, 12-2
Providence	W, 3-2
William & Mary	W, 6-2
Maryland	W, 11-6
G. Washington	W, 23-7
Washington & Lee	W, 4-2
Richmond	Rain
Virginia Tech	L, 1-7
Washington & Lee	L, 7-9
G. Washington	Rain
Washington & Lee	W, 10-6
Richmond	W, 3-2
VMI	W, 7-2
William & Mary	L, 3-6

1952 (9-13)

COACH: Gus K. Tebell

CAPTAIN: Ted Davenport
MANAGER: Tom Trotter

March		
22 at North Carolina	L, 0-5	
April		
1 Maryland	W, 11-7	
3 Delaware	L, 8-10	
4 Yale	L, 6-8	
7 at Camp LeJeune	W, 7-1	
8 at Camp LeJeune	L, 4-10	
9 at Cherry Point	W, 7-1	
10 at Cherry Point	L, 4-5	
12 Michigan	L, 4-12	
14 Hofstra	W, 5-4	
16 Richmond	L, 3-4	
19 G. Washington	L, 7-14	
21 at Maryland	L, 5-7	
29 VMI	W, 12-5	
30 Virginia Tech	W, 1-0	
May		
3 at G. Washington	L, 5-12	
6 VMI	W, 9-2	
10 at Richmond	L, 1-5	
12 at Virginia Tech	L, 2-7	
14 William & Mary	W, 9-4	
19 at Washington & Lee	L, 3-5	
21 at William & Mary	W, 4-3	

1953 (12-8)

COACH: Gus K. Tebell

CAPTAIN: Ted Davenport
MANAGER: Tom Trotter

March		
31 Akron	W, 10-3	
April		
1 Pennsylvania	W, 7-5	
3 Camp LeJeune	L, 3-4	
4 Camp LeJeune	L, 1-3	
6 Cherry Point	L, 0-9	
7 Cherry Point	Rain	
9 Itasca Col.	W, 6-1	
11 Michigan	W, 4-3	
14 G. Washington	L, 7-8	
16 VMI	W, 7-1	
18 North Carolina	L, 5-8	
20 William & Mary	W, 6-4	
23 Virginia Tech	W, 7-6	
28 Richmond	L, 3-7	
May		
2 Maryland	W, 5-4	

4 G. Washington	W, 5-1
7 Maryland	L, 11-12
9 Richmond	W, 8-1
11 Virginia Tech	W, 4-3
14 Washington & Lee	W, 3-2
16 VMI	Rain
18 Washington & Lee	Rain
20 William & Mary	L, 7-8

1954 (7-13-1)

COACH: Gus K. Tebell

CAPTAIN: David Northern
MANAGER: John Bazzarre

March		
24 North Carolina	L, 0-2	
27 Trinity	W, 5-9	
April		
1 Washington Col.	T, 8-8	
3 Brown	L, 3-5	
6 Harvard	L, 6-9	
7 Delaware	W, 13-3	
9 Michigan	L, 5-12	
10 Michigan	L, 6-13	
19 Virginia Tech	W, 3-2	
20 Washington & Lee	W, 17-2	
23 G. Washington	W, 10-7	
24 Richmond	W, 10-7	
27 Virginia Tech	L, 2-7	
May		
1 Richmond	L, 1-3	
5 G. Washington	L, 1-5	
6 Maryland	L, 5-6	
8 Washington & Lee	W, 9-2	
12 VMI	W, 7-3	
15 Georgetown	Rain	
17 South Carolina	L, 1-2	
South Carolina	L, 5-7	
21 VMI	L, 5-7	

1955 (6-16)

COACH: Gus K. Tebell

CAPTAIN: Harry Lee
MANAGER: Harold Williams

March		
29 Maryland*	L, 7-9	
April		
2 Colgate	W, 15-5	
4 Michigan	W, 8-5	
6 South Carolina*	L, 3-10	
South Carolina*	L, 3-6	
7		

YEAR-BY-YEAR RESULTS

1957 (11-13)

COACH: Evan J. Male

CAPTAIN: Robert Hardy

MANAGER: Tom McKee

March	
26 William & Mary	L, 6-7
29 Clemson*	W, 6-2
30 South Carolina*	L, 6-7
April	
2 VMI	W, 2-0
5 Harvard	Rain
9 North Carolina*	L, 1-6
10 North Carolina*	L, 4-5
12 Michigan	L, 7-11
13 Maryland*	L, 0-6
16 Colgate	W, 12-6
18 NC State*	L, 3-4
19 Wake Forest*	W, 5-4
20 Duke*	L, 1-2
22 Virginia Tech	L, 3-7
26 Maryland*	W, 12-3
27 VMI	W, 10-4
29 NC State*	W, 19-6
30 Wake Forest*	L, 0-7
May	
4 Duke*	L, 1-8
8 Washington & Lee	L, 2-5
10 South Carolina*	W, 5-0
11 Clemson*	W, 8-3
13 Washington & Lee	W, 11-4
15 Richmond	L, 2-3
17 Virginia Tech	W, 5-1

1958 (5-15)

COACH: Evan J. Male

CAPTAIN: Winthrop Hall

MANAGER: Norman K. Moon

April	
1 Harvard	L, 2-5
4 Clemson*	L, 1-10
7 NC State*	L, 5-8
8 Duke*	L, 4-5
14 Clemson*	L, 4-10
15 South Carolina*	W, 3-0 (7)
South Carolina*	W, 7-3 (7)
19 VMI	L, 5-13
21 NC State*	W, 3-2
26 Richmond	L, 0-17
30 Maryland*	W, 7-2
May	
3 North Carolina*	L, 1-7
8 Virginia Tech	W, 6-5
10 North Carolina*	L, 7-15
12 Wake Forest*	L, 2-13 (7)
Wake Forest*	L, 1-6 (7)
14 William & Mary	L, 9-10
15 Washington & Lee	L, 5-11
17 Maryland*	L, 5-9
19 Richmond	L, 0-8

1959 (10-9)

COACH: Evan J. Male

CAPTAIN: Reece Whitley

MANAGER: Peter Gilbert

March	
23 Ohio Wesleyan	W, 13-2
27 Clemson*	L, 1-13
28 South Carolina*	L, 1-6
April	
3 Pittsburgh	W, 7-4
7 William & Mary	W, 4-3
14 South Carolina*	W, 1-0
15 Clemson*	W, 4-3
18 Maryland*	L, 6-7 (10)
24 Duke*	W, 8-3
25 NC State*	W, 4-3 (7)
NC State*	W, 11-4 (7)
May	
1 Wake Forest*	L, 2-5
2 North Carolina*	L, 3-15
5 Virginia Tech	L, 3-9
7 Maryland*	W, 7-6 (10)
8 North Carolina*	L, 2-5
9 Wake Forest*	L, 3-5
14 Washington & Lee	W, 5-0
16 Duke*	L, 6-14

1960 (3-15-2)

COACH: Thomas E. Davenport

CAPTAIN: William Power

MANAGER: Edward A. Smith

April	
2 Yale	L, 4-11
6 Harvard	T, 2-2 (11)
8 Clemson*	L, 5-15
9 South Carolina*	L, 3-12
13 VMI	L, 6-19
14 Wake Forest*	L, 6-10

15 Duke*	T, 7-7
18 South Carolina*	W, 8-5
19 Clemson*	L, 2-6
23 NC State*	L, 4-15
25 North Carolina*	L, 0-13
30 Maryland*	W, 12-11 (10)
May	
2 NC State*	L, 6-13
3 North Carolina*	L, 8-11
7 Richmond	L, 4-7
9 Wake Forest*	L, 1-5 (10)
10 Duke*	L, 1-5 (8)
Duke*	L, 0-6 (7)
16 Maryland*	W, 13-12
18 Virginia Tech	L, 7-9

1961 (7-11)

COACH: Thomas E. Davenport

CAPTAIN: William Timberlake

MANAGER: G. S. Fitzhugh, Jr.

March	
26 Rhode Island	W, 5-3
April	
1 Clemson*	L, 9-23
4 Colgate	L, 5-7
7 VMI	W, 8-3
10 Maryland*	L, 0-2
12 Virginia Tech	W, 17-10
14 Wake Forest*	L, 6-12
15 Duke*	L, 2-9
21 South Carolina*	W, 5-2
22 Clemson*	L, 6-10
29 Wake Forest*	L, 0-8
May	
2 Maryland*	W, 5-2
5 NC State*	L, 3-10
6 North Carolina*	W, 4-2
North Carolina*	W, 7-2
12 NC State*	L, 2-4
19 Richmond	L, 3-7
Duke*	L, 1-5

1962 (11-12)

COACH: James O. West

CAPTAIN: George Farson

MANAGER: unknown

March	
29 Yale	L, 7-9 (11)
30 Rutgers	L, 2-10
April	
2 Maine	L, 0-5
3 Harvard	L, 2-4
16 Clemson*	L, 2-11 (7)
Clemson*	W, 7-5
18 Virginia Tech	L, 0-9
20 NC State*	L, 9-10
21 North Carolina*	W, 2-1
23 Pittsburgh	W, 4-2
27 Wake Forest*	W, 3-0
28 Duke*	L, 2-9
May	
1 William & Mary	W, 7-3
2 VMI	L, 1-7
4 NC State*	L, 6-14
5 North Carolina*	W, 11-5
8 Maryland*	W, 3-1 (8)
10 Duke*	W, 11-9
11 Wake Forest*	W, 3-2 (10)
16 Maryland*	W, 2-0
19 South Carolina*	W, 13-0 (7)
19 South Carolina*	L, 4-8
22 Wake Forest**	L, 0-7

** Playoff for ACC Championship

1963 (9-13)

COACH: James O. West

CAPTAIN: Scott Carter

March	
28 Michigan State	L, 5-9
29 Yale	W, 12-7
April	
2 Harvard	L, 0-8
3 Harvard	L, 4-5
5 Delaware	W, 5-3
9 UConn	L, 1-10
12 Clemson*	W, 5-4
13 Clemson*	L, 4-9
15 South Carolina*	W, 9-6
16 South Carolina*	W, 11-1
19 Wake Forest*	L, 6-11
20 Duke*	L, 5-7
23 Maryland*	L, 5-7
26 NC State*	W, 15-7
27 North Carolina*	W, 5-2
30 VMI	W, 12-1
May	
3 NC State*	W, 9-8 (10)
4 North Carolina*	L, 4-12

7 William & Mary	L, 5-6
10 Wake Forest*	L, 4-5
11 Duke*	L, 6-8
18 Richmond	L, 4-8

1964 (10-9)

COACH: James O. West

CAPTAIN: Jules Lambiotte

MANAGER: Donald R. Grimes

March	
23 Michigan State	L, 3-4
24 Bucknell	W, 10-2
27 Clemson*	L, 1-9
28 Clemson*	W, 11-9
30 South Carolina*	W, 10-7
31 South Carolina*	W, 4-2
April	
3 Yale	W, 6-1
10 Rhode Island	W, 10-3
14 William & Mary	W, 2-0 (6)
17 Wake Forest*	L, 1-4
18 Duke*	W, 5-0
24 NC State*	W, 2-1
25 North Carolina*	L, 0-1
May	
1 NC State*	L, 3-5
2 North Carolina*	L, 4-9
6 Richmond	L, 1-2
8 Duke*	W, 2-1
9 Wake Forest*	L, 0-5
14 Maryland*	L, 4-8

1965 (10-13 or 11-12)

COACH: James O. West

CAPTAIN: George Farson

March	
29 Old Dominion	L, 1-9
31 Colgate	L, 3-5
April	
1 Yale	L, 1-5
2 Yale	W, 3-1
7 Harvard	NA
Harvard	W, 2-1
9 Duke*	W, 3-1
10 Wake Forest*	L, 2-6
16 South Carolina*	L, 0-3
17 South Carolina*	W, 4-3
19 Clemson*	L, 2-5
20 Clemson*	W, 1-0
24 Georgetown	W, 4-3
29 VMI	L, 2-3
30 Duke*	W, 8-3
May	
1 Wake Forest*	W, 7-1
5 Richmond	W, 5 or 4-3
8 North Carolina*	W, 5-2
11 Maryland*	L, 0-5
Maryland*	L, 1-3
13 NC State*	L, 3-6
14 NC State*	L, 4-10
15 North Carolina*	L, 2-3

1966 (6-19)

COACH: James O. West

MANAGER: Chris Sheap

March	
21 Davidson	L, 1-7
22 Davidson	L, 4-7
23 Wofford	L, 3-13
24 Furman	W, 12-11
25 South Carolina*	L, 5-6
26 South Carolina*	L, 2-11
31 Virginia Tech	L, 1-7
April	
1 Yale	W, 2-1
4 Marietta	L, 1-4
7 Old Dominion	L, 3-6
11 Clemson*	L, 4-8
12 Clemson*	L, 3-18
15 Wake Forest*	W, 7-2
16 Duke*	L, 1-3 (11)
20 Pittsburgh	L, 1-7
22 NC State*	W, 4-0
23 North Carolina*	L, 2-3
25 Georgetown	Rain
26 Maryland*	L, 1-11
29 Duke*	L, 0-4
30 Wake Forest*	L, 0-10
May	
3 Richmond	L, 5-7
6 NC State*	L, 0-2
7 North Carolina*	L, 1-2
10 Maryland*	W, 5-4
17 VMI	W, 12-6

1967 (13-9)

COACH: James O. West

CAPTAIN: Ronnie Bugnar

March	
21 Davidson	W, 8-3
23 East Carolina	W, 13-0
24 East Carolina	W, 3-1 (11)
27 Rochester	W, 7-6
28 Rochester	W, 8-7
April	
1 Old Dominion	L, 4-5
5 Ashland	W, 4-0
7 Wake Forest*	L, 5-7
8 Duke*	W, 6-4
12 VMI	W, 2-0
14 North Carolina*	L, 1-7
15 NC State*	W, 4-3
18 Maryland*	L, 3-7
21 Duke*	W, 10-3
22 Wake Forest*	W, 1-0
26 Virginia Tech	Rain
28 Richmond	L, 0-1
May	
1 South Carolina*	L, 1-8
2 South Carolina*	L, 0-3
5 North Carolina*	L, 1-2 (10)
NC State*	L, 3-5
9 Maryland*	Rain
10 Clemson*	W, 7-2
11 Clemson*	W, 2-0

1968 (9-21)

COACH: James O. West

CAPTAIN: Yates Hall

March	
25 East Carolina	L, 4-7
26 East Carolina	L, 2-5
East Carolina	L, 4-11
27 Campbell	L, 1-4
28 Pembroke	L, 3-8
29 Clemson*	L, 4-6
30 South Carolina*	W, 3-2
South Carolina*	W, 2-1
April	
1 Ashland	L, 2-8
4 at Clemson*	L, 2-0
9 at South Carolina*	W, 3-1 (7)
at South Carolina*	L, 0-4 (7)
13 Old Dominion	W, 6-3
15 NC State*	W, 8-4 (7)
NC State*	W, 11-1 (7)
19 at Virginia Tech	L, 8-9
20 Maryland*	L, 0-3

1971 (20-9)

COACH: James O. West

March	
23 Oneonta (N.Y.)	W, 7-3
24 Massachusetts	W, 7-4
27 at East Carolina	W, 9-5
28 at East Carolina	W, 1-0
30 at Davidson	W, 7-3
31 Maine	W, 5-4
April	
2 at Old Dominion	W, 9-6
3 at William & Mary	L, 3-4
4 Ashland	W, 10-4
5 Syracuse	W, 12-1
9 at Duke*	W, 3-0
10 at Wake Forest*	W, 4-3
16 at Richmond	W, 28-2
17 Pembroke	W, 3-2
18 NC State*	L, 0-3
22 at Washington & Lee	W, 15-6
24 at North Carolina*	L, 5-12
25 at NC State*	W, 3-1
26 VMI	W, 9-2
29 Virginia Tech	L, 4-5
24 North Carolina*	W, 5-4
May	
1 Wake Forest*	W, 11-2
2 Duke*	W, 3-0
4 Maryland*	L, 0-1
6 at Clemson*	W, 16-5
7 at Clemson*	L, 2-7
8 at South Carolina*	L, 2-3
9 at South Carolina*	L, 7-8
13 at Maryland*	L, 1-6

1969 (19-14)

COACH: James O. West

March	
22 at East Carolina	W, 3-1
23 at East Carolina	L, 5-8
25 at Davidson	W, 4-2
27 at William & Mary	W, 5-0
28 at Old Dominion	L, 2-5
29 at G. Washington	W, 16-14
April	
3 Maine	W, 5-4
4 Maine	L, 5-9
7 VMI	W, 6-1
8 Ashland	W, 9-8
9 Ashland	W, 11-9
11 at Clemson*	L, 5-12
at Clemson*	L, 3-9
12 at South Carolina*	W, 4-3
17 at Duke*	W, 8-1
at Duke*	L, 0-1
23 at Richmond	W, 9-3
25 North Carolina*	L, 1-3
North Carolina*	L, 1-6
26 NC State*	L, 3-11
29 Maryland*	W, 2-1
May	

2 Duke*	W, 6-1
3 Wake Forest*	L, 5-6
4 Wake Forest*	W, 5-2
6 Virginia Tech	W, 1-0
9 at NC State*	W, 7-6
at NC State*	W, 4-3
10 at North Carolina*	L, 0-5
13 South Carolina*	L, 2-8
14 South Carolina*	W, 9-0
15 at Maryland*	L, 1-7
at Maryland*	L, 1-4
16 Clemson*	W, 2-0

1970 (18-14-1)

COACH: James O. West

March	
24 Bucknell	W, 11-2
28 at Belmont Abbey	L, 10-11
29 at Belmont Abbey	L, 2-6
30 at Pembroke	L, 0-3 (7)
31 at Pembroke	T, 3-3
April	
3 Delaware	W, 6-2
4 Ashland	W, 5-3
7 Washington & Lee	W, 13-4
10 at Duke*	L, 5-8
11 at Wake Forest*	L, 4-5 (7)
at Wake Forest*	W, 6-3 (7)
12 William & Mary	W, 4-0
18 South Carolina*	W, 2-1
19 Clemson*	L, 3-5 (7)
Clemson*	W, 3-1 (7)
22 at VMI	W, 5-1
24 at NC State*	L, 5-6
25 at North Carolina*	L, 0-4 (7)
at North Carolina*	W, 6-1 (7)
29 Richmond	W, 5-4
May	
1 Wake Forest*	W, 13-4
2 Duke*	W, 6-1 (7)
Duke*	W, 5-1 (7)
3 Maryland*	L, 3-5 (8)
Maryland*	L, 4-7 (7)
G. Washington	Rain
8 at Clemson*	L, 2-6
9 at South Carolina*	W, 3-1 (7)
at South Carolina*	L, 0-4 (7)
13 Old Dominion	W, 6-3
15 NC State*	W, 8-4 (7)
NC State*	W, 11-1 (7)
19 at Virginia Tech	L, 8-9
20 Maryland*	L, 0-3



1972 - ACC CHAMPIONS | NCAA TOURNAMENT

YEAR-BY-YEAR RESULTS

1972 (18-15)

NCAA DISTRICT III PLAYOFFS

COACH: James O. West

March
 25 at East Carolina L, 11-13
 26 at East Carolina W, 6-2
 28 Indiana State (Pa.) L, 8-9
 29 Yale W, 2-1
 30 Yale W, 3-1
 31 Syracuse W, 2-0

April
 2 at Jacksonville L, 10-13
 3 at Florida L, 0-2
 4 at Florida State L, 6-8
 5 at Florida State L, 7-14
 6 at Erskine L, 9-10
 8 at NC State* W, 3-1
 at NC State* L, 1-5
 9 at North Carolina* L, 1-8
 10 Oneonta W, 8-2
 15 Duke* L, 2-4
 16 Wake Forest* W, 6-1
 19 Maryland* L, 1-2
 Maryland* W, 4-1
 25 at VMI W, 9-4
 27 William & Mary L, 5-17
 29 at Wake Forest* W, 8-7
 at Wake Forest* W, 2-0
 30 at Duke* W, 4-3

May
 5 Old Dominion L, 4-6
 6 Clemson* W, 4-3
 Clemson* W, 5-2
 7 Clemson* W, 5-2
 10 Virginia Tech W, 4-2

June
 1 Richmond+ (6) W, 18-2
 2 Mississippi+ (6) W, 9-3
 South Alabama+ (6) L, 1-6
 Mississippi+ (6) L, 0-9

1973 (16-12-2)

COACH: James O. West

March
 10 at East Carolina L, 2-5
 11 at East Carolina W, 7-4
 17 at Pembroke State L, 3-5
 18 at Pembroke State L, 3-7
 24 North Carolina* L, 5-6
 25 NC State* T, 1-1
 29 Maryland* W, 4-3

April
 2 at Georgia Tech W, 6-4
 3 at Georgia Tech T, 11-11
 5 at Davidson W, 12-4
 6 at Clemson* W, 6-4
 7 at NC State* W, 5-1
 at NC State* L, 3-6
 8 at North Carolina* L, 2-6
 10 Maryland* W, 14-2
 13 Wake Forest* W, 11-0
 Wake Forest* L, 1-3
 14 Duke* W, 8-0
 Duke* W, 6-3
 15 Clemson* L, 3-11
 17 Oneonta (N.Y.) W, 10-0

ACC First Round
 19 Maryland# W, 7-1
 NC State# W, 2-1

ACC Final Four
 20-22 Clemson# L, 1-3
 20-22 NC State# L, 3-9
 24 Richmond L, 2-5
 29 at William & Mary W, 9-1
 30 at Old Dominion W, 7-5

May
 1 VMI W, 11-1
 6 Virginia Tech L, 4-7

1974 (21-17)
COACH: James O. West
 March
 2 at Jacksonville L, 10-12
 3 at Jacksonville W, 10-0
 4 at Georgia Tech W, 14-6
 5 at Georgia Tech L, 2-4
 6 at West Georgia W, 4-3
 7 at Georgia Tech L, 3-8
 8 at South Carolina L, 0-2
 at South Carolina L, 3-7
 9 at Pembroke State W, 4-1
 10 at Pembroke State W, 7-3
 17 Westfield State W, 15-1
 18 at East Carolina L, 0-3
 22 Richmond L, 0-7
 23 Lafayette W, 6-4
 24 Lafayette L, 4-5
 27 Mansfield State W, 4-1
 28 Old Dominion W, 7-3
 31 at NC State* L, 5-7

April
 2 at Maryland* L, 1-5
 3 Maine L, 4-10
 7 Duke* W, 12-1
 11 at VMI W, 6-4 (12)
 12 Virginia Tech W, 8-6
 13 Wake Forest* W, 10-4
 Wake Forest* W, 7-4
 14 NC State* L, 3-8
 16 at Virginia Tech W, 3-2 (10)
 17 William & Mary W, 9-3
 19 at Clemson* L, 2-3 (16)
 at Clemson* W, 4-1
 20 at Duke* W, 2-1
 21 at North Carolina* L, 0-5
 at North Carolina* L, 5-6
 22 Maryland* W, 11-4
 25 Maryland# W, 6-0
 26 Clemson# W, 3-2
 27 NC State# L, 1-3
 28 Clemson# L, 6-9

1975 (14-12)
COACH: James O. West
 March
 8 at Jacksonville W, 10-0
 9 at Jacksonville W, 5-2
 13 at South Carolina L, 0-6
 14 at South Carolina L, 4-5 (11)
 15 at Pembroke L, 2-4
 18 at William & Mary W, 3-1
 25 Rhode Island W, 20-6
 26 Oneonta State W, 12-2
 27 Rhode Island W, 5-1

April
 2 at Virginia Tech L, 0-14
 29 Wake Forest* L, 3-4

April
 1 Maryland* L, 3-11
 2 at Virginia Tech W, 5-3
 4 at Clemson* L, 2-4
 5 at North Carolina* L, 1-5
 6 at Duke* W, 7-3
 9 Richmond W, 13-9
 12 at Wake Forest* W, 7-2
 13 at NC State* L, 0-2
 at NC State* L, 1-4
 17 Virginia Tech W, 10-1
 18 Clemson* L, 3-6
 19 Duke* W, 13-9
 20 North Carolina* W, 3-2
 North Carolina* L, 2-5

1976 (17-22)
COACH: James O. West
 March
 6 at Georgia Tech W, 9-7
 7 at Georgia Tech L, 2-3
 at Western Kentucky L, 3-5
 8 at Mercer L, 1-2
 9 at Mercer L, 4-6
 10 at Mercer (Atlanta) L, 1-5
 12 at South Carolina L, 6-9 (11)
 13 at South Carolina L, 1-13
 14 at Atlantic Christian W, 7-5
 16 Liberty Baptist W, 16-6
 18 Lock Haven W, 5-3
 19 Lock Haven L, 8-17
 20 William & Mary W, 7-4
 21 Richmond W, 12-3
 23 Oneonta (NY) W, 4-3
 24 James Madison L, 8-9
 26 at Virginia Tech L, 6-10
 27 at Wake Forest* W, 1-0
 28 at NC State* W, 3-2
 29 Mansfield State W, 3-2
 30 Mansfield State L, 4-10

April
 2 Virginia Tech L, 2-3
 3 North Carolina* L, 0-19
 4 Duke* W, 4-3 (11)
 5 Duke* W, 6-3
 6 at Maryland* L, 1-2
 8 at VMI W, 8-6
 9 at James Madison W, 8-5
 10 Wake Forest* L, 4-9
 11 NC State* L, 3-8
 13 Maryland* L, 1-8
 14 Old Dominion W, 16-5
 16 at Clemson* L, 0-9
 17 at Clemson L, 0-9
 18 at North Carolina* L, 3-4
 22 North Carolina# W, 8-6
 Maryland# L, 4-8
 Wake Forest# W, 8-2
 Maryland# L, 8-14

1977 (11-21-1)
COACH: James O. West
 March
 12 at South Carolina L, 2-8
 13 at Pembroke W, 6-2
 14 at Furman W, 9-2
 15 at Furman L, 4-5

16 at Erskine W, 5-1
 17 at Georgia L, 2-4
 18 at Lehigh L, 3-8
 at Georgia Southern L, 2-13
 19 at Georgia Southern L, 2-3
 20 Atlantic Christian Cancelled
 21 James Madison L, 4-9
 22 Oneonta (NY) W, 8-0
 23 Oneonta Cancelled
 24 Fairfield L, 5-9
 25 Fairfield L, 4-9
 26 Wake Forest* L, 2-3
 27 NC State* L, 0-6
 28 Mansfield State W, 10-0
 29 Virginia Tech L, 9-12
 30 at Liberty Baptist L, 2-3
 31 VMI W, 16-1

April
 1 at Richmond W, 5-4
 3 Duke* Cancelled
 4 Duke* Cancelled
 5 George Mason Cancelled
 6 at Maryland* T, 4-4
 7 Pembroke L, 2-4
 8 at Virginia Tech L, 7-9
 9 at Wake Forest* L, 0-10
 10 at NC State* L, 1-8
 11 Maryland* L, 0-3
 12 at William & Mary W, 2-1
 13 at Old Dominion W, 16-0
 14 Richmond W, 10-3
 15 North Carolina* W, 8-3
 North Carolina* L, 4-7
 16 Clemson* L, 3-8
 17 Clemson* L, 4-26
 20 Maryland # L, 1-4

April
 1 at Wake Forest* L, 4-14
 3 George Mason Cancelled
 4 Maryland* Cancelled
 7 at North Carolina* L, 2-4
 8 at NC State* W, 6-4
 Richmond Cancelled
 12 at Virginia Tech W, 9-2
 William & Mary Cancelled
 14 Wake Forest* L, 5-8
 15 VCU W, 17-4
 16 at Virginia Tech L, 0-4
 18 Maryland* L, 2-3 (7)
 Maryland* L, 2-4 (7)
 19 Richmond W, 12-3 (7)
 Richmond W, 12-3 (7)
 at VCU L, 3-14
 21 NC State* W, 5-4
 22 North Carolina* W, 3-2
 23 William & Mary W, 4-2
 25 Clemson* L, 4-10
 26 Clemson* Cancelled
 29 at Old Dominion W, 6-4
 at Old Dominion W, 10-5
 VMI L, 1-2

1978 (18-14)
COACH: James O. West
 March
 9 at Virginia Tech Cancelled
 11 at South Carolina W, 4-1
 12 at South Carolina L, 3-13
 13 at Erskine W, 9-2
 14 at Furman L, 3-6
 15 at Furman Cancelled
 16 at Clemson* L, 4-14
 17 at Clemson* L, 3-4
 18 at Pembroke State W, 5-4
 19 at Pembroke State W, 3-1
 21 Oneonta State W, 20-6
 22 Oneonta State W, 10-9
 23 Mansfield State W, 4-3
 24 Mansfield State W, 10-9
 29 Maryland* L, 7-8
 30 Richmond L, 3-4
 31 at VMI W, 6-1

April
 1 NC State* L, 4-17
 2 North Carolina* L, 11-12
 3 at Richmond L, 9-11
 4 George Mason W, 13-8
 5 Old Dominion W, 12-4
 6 Liberty Baptist W, 5-1
 7 Duke* W, 6-5
 8 at North Carolina* W, 8-4
 9 at Duke* L, 5-6
 11 Maryland* W, 28-5 (7)
 12 William & Mary W, 9-4
 13 James Madison L, 6-8

14 at Virginia Tech W, 10-1
 15 at NC State* W, 5-2
 16 at Wake Forest* L, 3-4
 17 at Wake Forest* L, 7-9
 20 Wake Forest# L, 2-16

10 at The Citadel W, 5-4
 11 at UNCW Cancelled
 12 at Francis Marion L, 3-4
 13 at Pembroke L, 2-6
 at Pembroke Cancelled
 15 at Wake Forest* W, 12-3
 16 at Coastal Carolina L, 3-4
 17 at Wake Forest (8) L, 2-12
 17 at Purdue-Ft. Wayne W, 13-5
 18 at Pembroke L, 2-7
 19 at Pembroke L, 2-4
 20 Oneonta W, 13-2
 21 Oneonta W, 17-1
 22 Mansfield State W, 9-6
 23 Mansfield State W, 7-1
 24 Duke* Cancelled
 25 SE Massachusetts Cancelled
 26 James Madison W, 14-6
 29 Norfolk State W, 25-2
 30 at East Carolina W, 11-9
 31 at Duke* L, 8-9
 at Duke* W, 5-2

April
 1 at Wake Forest* L, 4-14
 3 George Mason Cancelled
 4 Maryland* Cancelled
 7 at North Carolina* L, 2-4
 8 at NC State* W, 6-4
 Richmond Cancelled
 12 at Virginia Tech W, 9-2
 William & Mary Cancelled
 14 Wake Forest* L, 5-8
 15 VCU W, 17-4
 16 at Virginia Tech L, 0-4
 18 Maryland* L, 2-3 (7)
 Maryland* L, 2-4 (7)
 19 Richmond W, 12-3 (7)
 Richmond W, 12-3 (7)
 at VCU L, 3-14
 21 NC State* W, 5-4
 22 North Carolina* W, 3-2
 23 William & Mary W, 4-2
 25 Clemson* L, 4-10
 26 Clemson* Cancelled
 29 at Old Dominion W, 6-4
 at Old Dominion W, 10-5
 VMI L, 1-2

16 at Erskine W, 5-1
 17 at Georgia L, 2-4
 18 at Lehigh L, 3-8
 at Georgia Southern L, 2-13
 19 at Georgia Southern L, 2-3
 20 Atlantic Christian Cancelled
 21 James Madison L, 4-9
 22 Oneonta (NY) W, 8-0
 23 Oneonta Cancelled
 24 Fairfield L, 5-9
 25 Fairfield L, 4-9
 26 Wake Forest* L, 2-3
 27 NC State* L, 0-6
 28 Mansfield State W, 10-0
 29 Virginia Tech L, 9-12
 30 at Liberty Baptist L, 2-3
 31 VMI W, 16-1

April
 1 at Richmond W, 5-4
 3 Duke* Cancelled
 4 Duke* Cancelled
 5 George Mason Cancelled
 6 at Maryland* T, 4-4
 7 Pembroke L, 2-4
 8 at Virginia Tech L, 7-9
 9 at Wake Forest* L, 0-10
 10 at NC State* L, 1-8
 11 Maryland* L, 0-3
 12 at William & Mary W, 2-1
 13 at Old Dominion W, 16-0
 14 Richmond W, 10-3
 15 North Carolina* W, 8-3
 North Carolina* L, 4-7
 16 Clemson* L, 3-8
 17 Clemson* L, 4-26
 20 Maryland # L, 1-4

14 at Virginia Tech W, 10-1
 15 at NC State* W, 5-2
 16 at Wake Forest* L, 3-4
 17 at Wake Forest* L, 7-9
 20 Wake Forest# L, 2-16

1979 (21-16)

COACH: James O. West

March
 10 at The Citadel W, 5-4
 11 at UNCW Cancelled
 12 at Francis Marion L, 3-4
 13 at Pembroke L, 2-6
 at Pembroke Cancelled
 15 at Wake Forest* W, 12-3
 16 at Coastal Carolina L, 3-4
 17 at Wake Forest (8) L, 2-12
 17 at Purdue-Ft. Wayne W, 13-5
 18 at Pembroke L, 2-7
 19 at Pembroke L, 2-4
 20 Oneonta W, 13-2
 21 Oneonta W, 17-1
 22 Mansfield State W, 9-6
 23 Mansfield State W, 7-1
 24 Duke* Cancelled
 25 SE Massachusetts Cancelled
 26 James Madison W, 14-6
 29 Norfolk State W, 25-2
 30 at East Carolina W, 11-9
 31 at Duke* L, 8-9
 at Duke* W, 5-2

April
 1 at Wake Forest* L, 4-14
 3 George Mason Cancelled
 4 Maryland* Cancelled
 7 at North Carolina* L, 2-4
 8 at NC State* W, 6-4
 Richmond Cancelled
 12 at Virginia Tech W, 9-2
 William & Mary Cancelled
 14 Wake Forest* L, 5-8
 15 VCU W, 17-4
 16 at Virginia Tech L, 0-4
 18 Maryland* L, 2-3 (7)
 Maryland* L, 2-4 (7)
 19 Richmond W, 12-3 (7)
 Richmond W, 12-3 (7)
 at VCU L, 3-14
 21 NC State* W, 5-4
 22 North Carolina* W, 3-2
 23 William & Mary W, 4-2
 25 Clemson* L, 4-10
 26 Clemson* Cancelled
 29 at Old Dominion W, 6-4
 at Old Dominion W, 10-5
 VMI L, 1-2

April
 1 NC State* L, 4-17
 2 North Carolina* L, 11-12
 3 at Richmond L, 9-11
 4 George Mason W, 13-8
 5 Old Dominion W, 12-4
 6 Liberty Baptist W, 5-1
 7 Duke* W, 6-5
 8 at North Carolina* W, 8-4
 9 at Duke* L, 5-6
 11 Maryland* W, 28-5 (7)
 12 William & Mary W, 9-4
 13 James Madison L, 6-8

14 at Virginia Tech W, 10-1
 15 at NC State* W, 5-2
 16 at Wake Forest* L, 3-4
 17 at Wake Forest* L, 7-9
 20 Wake Forest# L, 2-16

10 at The Citadel W, 5-4
 11 at UNCW Cancelled
 12 at Francis Marion L, 3-4
 13 at Pembroke L, 2-6
 at Pembroke Cancelled
 15 at Wake Forest* W, 12-3
 16 at Coastal Carolina L, 3-4
 17 at Wake Forest (8) L, 2-12
 17 at Purdue-Ft. Wayne W, 13-5
 18 at Pembroke L, 2-7
 19 at Pembroke L, 2-4
 20 Oneonta W, 13-2
 21 Oneonta W, 17-1
 22 Mansfield State W, 9-6
 23 Mansfield State W, 7-1
 24 Duke* Cancelled
 25 SE Massachusetts Cancelled
 26 James Madison W, 14-6
 29 Norfolk State W, 25-2
 30 at East Carolina W, 11-9
 31 at Duke* L, 8-9
 at Duke* W, 5-2

April
 1 at Wake Forest* L, 4-14
 3 George Mason Cancelled
 4 Maryland* Cancelled
 7 at North Carolina* L, 2-4
 8 at NC State* W, 6-4
 Richmond Cancelled
 12 at Virginia Tech W, 9-2
 William & Mary Cancelled
 14 Wake Forest* L, 5-8
 15 VCU W, 17-4
 16 at Virginia Tech L, 0-4
 18 Maryland* L, 2-3 (7)
 Maryland* L, 2-4 (7)
 19 Richmond W, 12-3 (7)
 Richmond W, 12-3 (7)
 at VCU L, 3-14
 21 NC State* W, 5-4
 22 North Carolina* W, 3-2
 23 William & Mary W, 4-2
 25 Clemson* L, 4-10
 26 Clemson* Cancelled
 29 at Old Dominion W, 6-4
 at Old Dominion W, 10-5
 VMI L, 1-2

April
 1 NC State* L, 4-17
 2 North Carolina* L, 11-12
 3 at Richmond L, 9-11
 4 George Mason W, 13-8
 5 Old Dominion W, 12-4
 6 Liberty Baptist W, 5-1
 7 Duke* W, 6-5
 8 at North Carolina* W, 8-4
 9 at Duke* L, 5-6
 11 Maryland* W, 28-5 (7)
 12 William & Mary W, 9-4
 13 James Madison L, 6-8

14 at Virginia Tech W, 10-1
 15 at NC State* W, 5-2
 16 at Wake Forest* L, 3-4
 17 at Wake Forest* L, 7-9
 20 Wake Forest# L, 2-16

10 at The Citadel W, 5-4
 11 at UNCW Cancelled
 12 at Francis Marion L, 3-4
 13 at Pembroke L, 2-6
 at Pembroke Cancelled
 15 at Wake Forest* W, 12-3
 16 at Coastal Carolina L, 3-4
 17 at Wake Forest (8) L, 2-12
 17 at Purdue-Ft. Wayne W, 13-5
 18 at Pembroke L, 2-7
 19 at Pembroke L, 2-4
 20 Oneonta W, 13-2
 21 Oneonta W, 17-1
 22 Mansfield State W, 9-6
 23 Mansfield State W, 7-1
 24 Duke* Cancelled
 25 SE Massachusetts Cancelled
 26 James Madison W, 14-6
 29 Norfolk State W, 25-2
 30 at East Carolina W, 11-9
 31 at Duke* L, 8-9
 at Duke* W, 5-2

YEAR-BY-YEAR RESULTS

1980 (20-13-1)

COACH: James O. West

March	
8 at Georgia Southern	W, 8-3
9 Yale	W, 8-5
10 East Tenn. State	T, 1-1
14 Maryland	L, 4-5
15 at UNC-Wilmington	W, 1-0
16 at East Carolina	W, 11-9
17 Longwood	W, 10-8
19 Richmond	W, 9-3
20 VCU	L, 8-15
22 North Carolina*	L, 6-11
23 NC State*	W, 3-2
24 at Old Dominion	W, 7-5
25 Howard	L, 5-11
26 Maryland*	W, 7-3
27 at James Madison	W, 5-3
28 at James Madison	W, 4-2
29 at Wake Forest*	L, 5-7
April	
1 at Richmond	L, 0-6
2 at William & Mary	W, 12-8
at Apprentice School (exh.)	L, 2-10
3 George Mason	W, 2-1
4 California State (Pa.)	L, 19-23
5 Wake Forest*	W, 12-4
6 Duke*	W, 7-5
7 Oneonta	W, 6-4
10 at VMI	W, 7-0
at VMI	W, 5-2
11 at Longwood	L, 12-13
12 at NC State*	L, 1-6
17 at Clemson*	L, 1-3
18 at Clemson*	L, 5-6
19 at Georgia Tech*	W, 5-4
20 at Georgia Tech*	W, 10-8
22 at NC State#	L, 1-3
28 Old Dominion	L, 2-5

1981 (28-20)

COACH: Dennis Womack

March	
12 Westfield State	W, 21-8
13 UConn (9)	W, 9-2
14 UConn (9)	L, 4-5
15 at East Carolina	W, 6-5
at East Carolina	L, 5-14
16 at South Carolina	L, 7-19
17 at South Carolina	L, 2-3
19 at Campbell	W, 7-6
20 at Elon	L, 4-13
21 at Wake Forest*	W, 10-8
22 at Duke*	L, 5-6
23 Oswego	W, 10-4
24 Pittsburgh	W, 11-4
25 Norfolk State	W, 15-10
26 Lynchburg	W, 11-9
27 at Richmond	L, 2-3
28 at North Carolina*	W, 9-8
29 at NC State*	L, 3-12
31 Vermont	L, 14-19
Vermont	L, 2-12
April	
2 Richmond	W, 12-9
3 William & Mary	W, 11-4
4 NC State*	W, 18-6
6 Oneonta	W, 15-4
7 Oneonta	W, 20-4
8 Maryland*	L, 8-11
Maryland*	W, 5-4
10 VCU	L, 6-7
11 Duke*^	W, 9-5
12 Wake Forest*	W, 8-3
15 VCU^	L, 7-10
16 Georgia Tech*	W, 11-1
17 Georgia Tech*	W, 10-8
18 Clemson*	L, 7-11
19 Clemson*	L, 5-11
20 Longwood	W, 11-5
22 Duke (10)#	L, 3-4
23 Georgia Tech (10)#	L, 2-5
27 James Madison	L, 1-3
28 Virginia Tech	W, 10-9
29 at Liberty Baptist	L, 6-9
30 at James Madison	L, 1-3
May	
2 Old Dominion	W, 4-3
Old Dominion	W, 2-0
3 at Virginia Tech	L, 1-11
4 VMI	W, 13-3
VMI	W, 8-2
5 Liberty Baptist	L, 4-10
^ Forfeit	

1982 (22-27)

COACH: Dennis Womack

March	
12 at Longwood	W, 8-4
13 at UNC-Wesleyan	L, 7-10
14 at NC State*	W, 12-8
16 at North Carolina*	L, 2-5
17 at South Carolina	L, 0-16
18 at South Carolina	L, 3-5
at South Carolina	L, 3-5
22 Norfolk State	W, 15-8
23 Richmond	W, 6-2
24 George Mason	W, 13-4
25 Shippensburg	L, 4-11
26 Seton Hall	L, 11-16
27 Seton Hall	L, 1-12 (7)
Seton Hall	L, 7-12 (7)
28 Seton Hall	W, 12-5
29 William & Mary	W, 12-4
30 East Carolina	L, 10-18
31 Maryland*	W, 11-7
April	
1 VCU	W, 16-15
2 at Richmond	L, 9-14
4 Wake Forest*	W, 7-5 (7)
5 Wake Forest*	W, 15-14 (7)
5 Oneonta State	W, 5-4
6 Oneonta State	W, 20-1 (7)
7 at Maryland*	L, 12-15
8 at Lynchburg	L, 2-5
9 at James Madison	L, 5-13
10 North Carolina*	W, 9-8
11 NC State*	L, 5-12
12 Towson State	W, 19-6
13 Liberty Baptist	W, 26-5
16 at Georgia Tech*	L, 4-6 (7)
at Georgia Tech*	L, 2-12 (7)
17 at Clemson*	L, 1-9
18 at Clemson*	L, 6-17
19 Longwood	W, 13-11
21 at Wake Forest#	W, 10-4
22 at North Carolina#	W, 6-3
23 at Clemson#	W, 6-4
24 at Wake Forest#	L, 3-7
25 at North Carolina#	L, 2-3 (12)
28 James Madison	L, 3-14
29 at VMI	L, 1-8 (7)
at VMI	W, 4-1 (7)
30 Virginia Tech	L, 6-10
May	
1 Virginia Tech	L, 4-13
2 at Virginia Tech	L, 2-9
3 at VCU	W, 17-1
4 at Liberty Baptist	L, 10-12

1983 (12-25)

COACH: Dennis Womack

March	
5 VCU	W, 11-8 (7)
VCU	W, 5-4 (7)
11 at UNC-Wesleyan	L, 0-18
13 at UCF	L, 6-7
14 vs. Rollins (11)	L, 4-9
vs. Yale (11)	L, 2-14
16 vs. Stetson (11)	L, 1-10
17 vs. Michigan (11)	L, 2-6
18 vs. Rollins (11)	L, 5-6
19 vs. Michigan (11)	L, 3-6
20 vs. Yale (11)	L, 7-13
22 Georgia Tech*	L, 8-19
23 Georgia Tech*	W, 15-2
24 VMI	W, 11-3
25 Brown	L, 6-10
26 NC State*	W, 4-2
28 SUNY-Oneonta	W, 9-5
29 at James Madison	L, 0-3 (7)
at James Madison	W, 11-6 (7)
30 Maryland*	L, 0-13
April	
1 at Wake Forest*	L, 3-10
4 at William & Mary	W, 7-4
12 at Maryland*	W, 6-5
13 at Richmond	L, 6-7
14 Clemson*	L, 1-8
16 at NC State*	W, 8-7
17 at North Carolina*	L, 5-11 (7)
at North Carolina*	L, 0-8 (7)
20 Clemson# (10)	L, 5-12
21 Georgia Tech# (10)	W, 8-1
22 Maryland# (10)	W, 5-2
24 North Carolina# (10)	L, 4-5 (11)
26 at Old Dominion	L, 2-5
at Old Dominion	L, 0-5
29 at Virginia Tech	L, 10-11
30 Virginia Tech	L, 3-8
May	
1 at Virginia Tech	L, 11-12

1984 (25-17)

COACH: Dennis Womack

March	
4 George Mason	W, 12-1
7 Liberty Baptist	W, 4-3
9 at Georgia Tech*	L, 2-7
10 at Georgia Tech*	W, 13-1
11 at Newberry	W, 13-6
12 at Furman	W, 4-3
14 at Newberry	W, 8-4
15 at Clemson*	L, 2-6
16 at Clemson*	L, 2-7
17 at Wofford	W, 3-1
at Wofford	W, 9-8
20 Providence	W, 10-4
22 St. John's	W, 9-1
23 G. Washington	W, 16-15
24 at North Carolina*	L, 4-10
25 at NC State*	L, 0-1
26 Oneonta	W, 7-0
27 VCU	W, 3-1
30 Brown	W, 9-8
31 Duke*	W, 5-3
April	
1 Wake Forest*	L, 1-2
3 at VMI	W, 11-4
6 at Richmond	W, 3-2
7 at Duke*	W, 5-3
8 at Wake Forest*	W, 6-4
9 Longwood	L, 1-2
10 William & Mary	W, 12-9
11 at Maryland*	L, 3-4
at Maryland*	L, 1-2
12 Richmond	W, 9-8
14 North Carolina*	L, 1-5
15 NC State*	L, 3-14
16 Norfolk State	W, 10-1
18 NC State# (13)	L, 0-10
19 Clemson# (13)	L, 6-7
25 James Madison	L, 3-5
James Madison	W, 11-1
27 vs. Virginia Tech (19)	L, 4-9
28 vs. Virginia Tech (19)	L, 3-5
29 vs. Virginia Tech (19)	L, 9-10
30 vs. George Mason (7)	W, 3-1

1985 (38-16)

NCAA ATLANTIC REGIONAL

COACH: Dennis Womack

February	
27 at William & Mary	W, 12-3
March	
1 Seton Hall	W, 3-0
2 Seton Hall	L, 2-4 (7)
Seton Hall	W, 11-7 (5)
5 at VCU	W, 7-6
6 at VMI	W, 5-1
9 at Columbus (Ga.)	W, 12-3 (7)
at Columbus (Ga.)	W, 7-1 (7)
10 at Huntingdon (Ala.)	W, 10-8
11 at Auburn	W, 9-8
12 at Auburn	L, 5-8
13 at Auburn	L, 11-12
14 at Furman	W, 12-11 (10)
16 North Carolina*	W, 7-6
17 NC State*	W, 22-6
18 Westfield State	W, 9-7
19 Coast Guard	W, 18-4
20 Providence	W, 15-6
21 Rider	W, 7-3
23 at NC State*	L, 2-3
24 at North Carolina*	L, 5-6
25 SUNY-Oneonta	W, 8-1
26 at Richmond	W, 7-0
27 VCU	W, 9-7
28 Clemson*	W, 19-1
30 Georgia Tech*	L, 4-8
31 Georgia Tech*	W, 9-4
April	
1 Liberty Baptist	L, 14-16
2 Longwood	W, 3-2
3 Maryland*	W, 17-4
4 at George Mason	L, 4-5 (10)
6 at Duke*	W, 19-8
7 at Wake Forest*	W, 10-3
8 James Madison	L, 9-18
9 Old Dominion	W, 5-4 (10)
10 at Maryland*	L, 7-8
11 William & Mary	W, 7-6
12 Norfolk State	W, 14-8
13 Wake Forest*	W, 4-3
14 Duke*	W, 8-2
17 vs. Wake# (27)	L, 4-9
18 vs. NC State# (27)	W, 7-0
19 vs. North Carolina# (27)	W, 10-3
20 vs. Clemson# (27)	L, 8-10
23 at Old Dominion	L, 1-3
25 at James Madison	W, 9-6 (10)

27 at Virginia Tech	L, 13-14
28 Virginia Tech	W, 3-2
29 at Liberty Baptist	W, 5-3
30 VMI	W, 8-5
May	
1 at George Mason	W, 9-5
24 vs. Florida+ (28)	W, 14-1
25 at Miami+ (28)	L, 6-11
26 vs. Florida+ (28)	L, 2-15

1986 (27-22)

COACH: Dennis Womack

February	
26 at William & Mary	W, 9-7 (8)
28 Seton Hall	Snow
March	
1 Seton Hall	W, 13-2
2 Seton Hall	W, 5-3
Seton Hall	W, 3-2
4 James Madison	W, 3-2
5 George Mason	W, 4-1
8 at Georgia Tech*	L, 7-9
9 at Georgia Tech*	L, 4-18
11 at Furman	L, 1-7 (7)
at Furman	L, 4-5
12 at Clemson*	L, 4-15
13 at Clemson*	Rain
15 UConn (9)	W, 12-2 (7)
UConn (9)	W, 8-6 (7)
16 at East Carolina	L, 5-9
18 Providence	W, 13-5
20 VCU	W, 7-6
21 North Carolina*	L, 4-6
22 Ohio University	W, 10-9 (7)
Ohio University	W, 10-1 (7)
23 Ohio University	W, 6-3
24 Liberty	L, 5-9
26 at Georgetown	L, 6-7 (10)
27 G. Washington	L, 10-11
29 at North Carolina*	L, 14-15
30 at NC State*	L, 1-2
April	
1 Towson State	W, 9-8
2 Old Dominion	L, 2-6
4 William & Mary	W, 5-4
5 NC State*	L, 1-2
8 at James Madison	L, 5-9
9 at VMI	W, 12-9
11 at Richmond	W, 16-6
12 Duke*	W, 11-8
13 Wake Forest*	L, 2-4
14 at Virginia Tech	W, 11-8
15 Richmond	Rain
18 at VCU	Rain
19 at Duke*	W, 5-2 (10)
20 at Wake Forest*	W, 15-12
21 Virginia Tech	L, 12-13 (12)
22 VMI (12)	W, 17-0 (7)
23 at Maryland*	W, 5-3
24 at Old Dominion	L, 2-11
25 vs. George Mason (7)	L, 8-10
26 at West Chester	L, 3-4
27 at Rider	W, 7-1
28 Jacksonville	W, 8-2
29 at Liberty	L, 2-3
30 Maryland*	W, 14-10
May	
14 North Carolina # (13)	L, 4-5
16 North Carolina # (13)	L, 7-9

1987 (18-30)

COACH: Dennis Womack

February	
28 at East Carolina	Rain
at East Carolina	Rain
March	
1 at East Carolina	Rain
2 at Liberty	L, 3-5
3 at William & Mary	L, 12-13 (8)
4 VCU	W, 6-1
7 at UAB	L, 6-21
8 at UAB	L, 8-9 (8)
9 at UAB	Rain
10 at Auburn	L, 2-4
11 at Auburn	L, 4-7
12 at Georgia Tech*	L, 2-18
13 at Clemson*	L, 4-6
14 at Clemson*	L, 2-9
15 at South Carolina	L, 3-7
17 Providence	W, 14-9
20 Kent State	L, 3-7
21 Kent State	L, 5-21 (7)
Kent State	W, 14-4 (7)
22 Kent State	W, 11-6
23 Georgetown	L, 6-7
24 VMI	W, 8-0
25 at James Madison	L, 1-5 (8)
26 William & Mary	W, 9-8

27 Rider Col.	W, 24-2 (7d)
28 Georgia Tech*	W, 3-2
29 Georgia Tech*	W, 19-3
31 at George Mason	Rain
April	
1 Old Dominion	W, 4-3
2 at Richmond	W, 10-2
4 Wake Forest*	W, 9-2
6 James Madison	Rain
7 Richmond	W, 8-4
8 Maryland*	W, 7-4
11 at NC State*	L, 3-21 (7)
at NC State*	L, 3-5 (7)
12 at North Carolina*	L, 6-10
13 Clemson*	L, 4-11
14 Seton Hall	L, 3-4 (12)
15 at Maryland*	L, 1-6
17 NC State*	Rain
19 North Carolina*	L, 1-4 (7)
North Carolina*	L, 1-9 (7)
20 Liberty	W, 8-6
21 at Old Dominion	L, 1-5
22 Maryland*	W, 10-7
23 at VCU	W, 13-6
24 at Duke*	Rain
25 at Duke*	Rain
26 at Wake Forest*	L, 4-5 (7)
at Wake Forest*	L, 1-6 (7)
28 George Mason (7)	W, 10-9
May	
9 Virginia Tech	L, 3-8
10 vs. Va Tech (12)	L, 4-8
11 at Virginia Tech	L, 5-11
13 NC State# (14)	L, 2-4
14 Duke# (15)	L, 0-5
* Forfeit	

YEAR-BY-YEAR RESULTS

1988 (32-19-1)

COACH: Dennis Womack

February
 27 at East Carolina L, 10-11 (7)
 at East Carolina W, 4-3 (7)
 28 G. Washington (9) L, 6-12 (7)
 at East Carolina W, 6-5 (7)

March
 2 at William & Mary W, 12-4
 9 Radford Rain
 12 at Clemson* L, 6-9
 13 at Augusta W, 19-13
 14 at Augusta W, 14-7
 15 vs. J'ville St. (16) W, 11-10
 16 at Auburn W, 13-8
 17 Auburn/Montgomery L, 4-5 (10)
 18 at Mercer Rain
 19 at Georgia Tech* L, 10-11 (10)
 20 at Georgia Tech* W, 12-9
 23 at George Mason L, 3-4
 24 at Richmond W, 14-13
 26 West Chester W, 8-2 (7)
 West Chester Rain
 27 Georgia Tech* L, 2-13
 28 West Chester W, 13-8
 30 James Madison W, 16-3
 31 West Chester W, 40 (7)
 West Chester W, 10-6 (7)

April
 2 Duke* W, 9-5 (7)
 Duke* W, 2-1 (8)
 3 Wake Forest W, 6-5
 4 Campbell W, 6-5
 5 at VMI W, 11-5
 7 George Mason Rain
 8 at Liberty Rain
 9 at North Carolina* L, 1-12 (7)
 at North Carolina* W, 13-5 (7)
 10 at NC State* L, 3-21
 12 Old Dominion T, 3-3 (10)
 13 at James Madison L, 10-13
 14 William & Mary W, 6-0
 15 North Carolina* L, 9-14
 16 NC State* L, 8-13
 17 NC State* W, 12-11
 18 at Old Dominion Rain
 19 Richmond W, 6-5
 20 Virginia Tech L, 8-11
 21 Liberty W, 11-2
 23 at Wake Forest* L, 12-15 (7)
 at Wake Forest* W, 8-2 (7)
 24 at Duke* W, 21-15
 26 VMI L, 3-5
 27 Virginia Tech (12) Rain
 29 Radford (7) W, 16-1
 30 at Maryland* W, 16-4 (7)
 at Maryland* W, 8-1 (7)

May
 1 Maryland* W, 12-1
 2 Clemson* L, 3-8
 3 Clemson* L, 0-6
 11 North Carolina# (14) L, 1-13
 12 Duke# (14) W, 7-1
 13 NC State# (14) W, 6-1
 14 Georgia Tech# (14) L, 4-5

1989 (25-24-1)

COACH: Dennis Womack

February
 28 Radford Rain

March
 1 VCU L, 2-6
 4 at Jacksonville L, 3-4
 5 at Jacksonville L, 4-5
 6 vs. North Florida (17) L, 2-8
 7 vs. N. Florida (17) W, 12-4
 8 at Florida L, 6-13
 9 at Florida L, 0-18
 10 at Georgia Tech* L, 0-18
 11 at Clemson* L, 4-10
 12 at Clemson* L, 2-8
 16 Radford W, 17-4
 17 Seton Hall L, 5-9
 18 Seton Hall T, 3-3 (7)
 Seton Hall Rain
 19 Hartford L, 7-17
 22 Lafayette W, 9-3
 23 Kent State Rain
 25 at Duke* W, 7-0
 at Duke* W, 4-3
 26 at Wake Forest* L, 5-17
 29 Old Dominion W, 9-8
 30 William & Mary W, 11-1
 31 NC State* W, 14-7

April
 1 North Carolina* L, 3-4 (10)
 2 North Carolina* L, 5-10
 3 at Liberty W, 10-7

5 at James Madison W, 7-6 (10)
 6 Richmond W, 8-4
 8 at NC State* L, 4-9
 at NC State* Rain
 9 at North Carolina* L, 4-5 (14)
 11 at William & Mary W, 2-1 (10)
 12 East Carolina W, 3-2
 14 Clemson* L, 0-8
 16 Georgia Tech* L, 2-3
 Georgia Tech* L, 2-6
 17 at VMI W, 14-13 (10)
 VMI W, 14-8
 18 James Madison L, 6-7
 19 at Richmond W, 10-4
 20 at Va Tech (10) W, 10-9
 21 Liberty W, 15-3
 22 Wake Forest* W, 9-8
 Wake Forest* W, 6-5
 23 Duke* W, 7-4
 25 at Old Dominion W, 10-4
 26 vs. Va Tech (12) W, 6-2
 27 at George Mason L, 3-8
 29 Maryland* W, 6-5
 Maryland* Rain
 30 at Maryland* Wet grounds
 at Maryland* Wet grounds

May
 1 George Mason Rain
 2 at VCU L, 2-6
 13 Georgia Tech# (14) L, 0-3
 14 Maryland# (14) W, 7-3
 15 NC State# (14) L, 8-11

1990 (21-32-1)

COACH: Dennis Womack

February
 23 at William & Mary W, 6-3
 24 at East Carolina L, 3-5
 at East Carolina L, 1-2
 25 at East Carolina L, 3-8
 28 Liberty W, 17-5

March
 1 at Old Dominion L, 5-7
 2 William & Mary T, 6-6
 4 Seton Hall W, 10-4
 Seton Hall L, 7-8
 5 Seton Hall L, 10-11
 6 VMI L, 4-5
 7 VCU W, 15-8
 9 at Georgia Tech* L, 6-17
 10 at Georgia Tech* L, 4-9
 11 at Georgia Tech* L, 6-13
 12 at Georgia L, 1-13
 13 at Georgia L, 2-8
 14 at Georgia L, 3-12
 15 at Georgia L, 6-11
 18 at Furman L, 1-4
 21 Old Dominion L, 6-8
 22 Richmond W, 5-2
 23 at NC State* L, 1-10
 24 at NC State* L, 6-7
 25 at NC State* W, 12-7
 27 James Madison W, 13-12
 28 Brown L, 4-6

April
 1 at Duke* L, 4-7
 at Duke* W, 9-8
 4 at James Madison W, 16-14 (11)
 8 Wake Forest* W, 9-0
 Wake Forest* W, 12-9
 10 at George Mason L, 1-3
 11 Virginia Tech L, 1-8
 12 Campbell W, 11-7
 13 North Carolina* L, 7-10 (11)
 14 North Carolina* L, 7-13
 15 North Carolina* W, 6-5
 18 at Richmond W, 8-6
 19 Virginia Tech W, 14-13
 20 Clemson* L, 6-12
 21 Clemson* L, 3-19
 22 Clemson* L, 0-8
 24 East Carolina W, 9-6
 25 at Virginia Tech W, 14-13
 26 George Mason W, 5-3
 27 at Maryland* W, 21-19 (10)
 28 at Maryland* W, 29-10
 30 at Liberty L, 0-4

May
 1 Radford L, 9-11
 12 NC State# (14) W, 14-1
 13 Clemson# (14) L, 3-7
 14 Wake Forest# (14) W, 8-4
 15 North Carolina# (14) L, 3-7

1991 (28-27-2)

COACH: Dennis Womack

February
 25 Liberty T, 5-5 (7)
 26 Radford T, 5-5
 27 VCU W, 7-2

March
 1 at VCU L, 0-5
 2 Seton Hall W, 3-1 (7)
 Seton Hall W, 4-2
 5 at Old Dominion L, 2-5
 7 VMI W, 16-5
 9 at Georgia W, 3-1
 10 at Georgia L, 4-5
 11 at Georgia L, 3-12
 12 at Georgia L, 5-13
 14 at Furman W, 2-1 (7)
 at Furman W, 5-3 (7)
 15 at Clemson* L, 2-5
 16 at Clemson* L, 1-15
 17 at Clemson* L, 8-12
 20 James Madison W, 4-2
 21 George Mason W, 14-7 (8)
 22 Notre Dame W, 12-6 (7)
 24 Notre Dame L, 0-12 (7)
 Notre Dame W, 5-2
 25 Georgia Tech* W, 6-5
 26 Georgia Tech* L, 1-11
 27 Georgia Tech* L, 0-13
 30 Duke* W, 5-4
 31 Duke* W, 5-4 (7)
 Duke* W, 10-7 (7)

April
 1 at William & Mary L, 7-8 (10)
 2 Campbell W, 8-2
 3 Virginia Tech L, 6-7
 6 at Wake Forest* L, 3-4 (7)
 at Wake Forest* W, 4-2 (10)
 7 at Wake Forest* W, 6-2
 9 Richmond L, 1-12
 10 Virginia Tech W, 5-2
 12 at North Carolina* L, 1-3
 13 at North Carolina* L, 4-6
 14 at North Carolina* W, 7-1
 16 at James Madison L, 1-4
 17 at Virginia Tech L, 5-11
 18 at Liberty L, 2-6
 19 NC State* W, 8-4
 20 NC State* W, 6-2
 21 NC State* L, 1-2
 22 Towson State L, 4-6
 23 at George Mason W, 4-1
 24 at Richmond W, 5-4 (10)
 26 Maryland* L, 3-5
 27 Maryland* W, 7-2
 28 Maryland* L, 4-5
 29 William and Mary W, 8-1
 30 Old Dominion L, 6-9

May
 11 NC State# (14) W, 4-3
 13 Georgia Tech# (14) L, 3-9
 North Carolina# (14) W, 5-1
 14 Clemson# (14) L, 4-7 (11)

1992 (21-30)

COACH: Dennis Womack

February
 22 at VMI W, 14-5
 23 Marshall W, 7-5 (7)
 27 Richmond L, 3-6
 28 at William and Mary W, 8-7
 29 MD-Eastern Shore W, 11-2 (7)
 MD-Eastern Shore W, 16-6 (7)

March
 1 MD-Eastern Shore W, 15-0 (8)
 2 at Liberty W, 13-5
 3 at George Mason W, 7-3
 4 at Old Dominion L, 0-3
 6 William and Mary L, 1-8 (6)
 7 Seton Hall W, 5-4
 8 Seton Hall L, 0-2 (7)
 Seton Hall W, 5-4 (10)
 13 at Georgia Tech* L, 3-4 (7)
 at Georgia Tech* L, 4-10 (7)
 14 at Georgia Tech* L, 4-5 (10)
 15 at Davidson L, 2-5
 16 at UNC Greensboro W, 10-4
 17 at Campbell L, 1-4
 19 Liberty L, 5-6
 20 Clemson* L, 6-8
 21 Clemson* L, 3-5
 22 Clemson* L, 2-8
 24 Florida State* L, 3-4
 25 Florida State* L, 7-13
 27 at Duke* W, 4-2 (10)
 28 at Duke* L, 3-8
 29 at Duke* L, 1-3
 31 at Richmond W, 5-3

April
 3 Wake Forest* L, 7-14
 4 Wake Forest* L, 3-8
 5 Wake Forest* L, 2-6
 6 at VCU W, 5-4 (10)
 8 Virginia Tech W, 4-3
 10 North Carolina* L, 5-7
 11 North Carolina* L, 4-5
 12 North Carolina* W, 13-3
 13 VMI W, 12-1
 14 James Madison W, 6-3
 15 Virginia Tech L, 3-12
 17 at NC State* W, 5-1
 18 at NC State* L, 3-6
 19 at NC State* L, 1-2
 22 at Virginia Tech L, 4-6
 25 at Maryland* L, 6-8
 at Maryland* L, 1-11 (7)
 27 George Mason W, 5-2
 28 Old Dominion W, 4-1

May
 9 Clemson# (14) L, 2-3 (10)
 10 Duke# (14) L, 9-12

1993 (21-30)

COACH: Dennis Womack

February
 20 Marshall W, 4-2 (7)
 Marshall W, 8-1 (7)
 23 VMI W, 6-3
 24 VCU W, 8-4 (8)
 25 at VCU L, 4-8

March
 2 at Richmond L, 2-8
 3 James Madison L, 1-2
 6 Seton Hall L, 11-12
 7 Seton Hall W, 9-1
 Seton Hall W, 7-6
 9 at William & Mary W, 13-8
 10 at Liberty W, 6-2
 12 at Clemson* L, 1-15
 16 at Florida State* L, 5-10
 17 at Florida State* L, 0-11
 18 at Florida State* L, 1-8
 20 at Georgia L, 2-3
 21 at Georgia L, 13-14
 25 George Mason W, 13-4
 26 Georgia Tech* L, 3-6 (10)
 28 Georgia Tech* W, 3-2 (7)
 Georgia Tech* L, 5-7 (7)
 30 Old Dominion L, 2-6 (7)
 Old Dominion L, 3-6 (7)
 31 Liberty W, 4-2

April
 2 at Wake Forest* W, 11-10
 3 at Wake Forest* W, 13-9 (13)
 4 Wake Forest* L, 6-7 (10)
 6 Richmond L, 3-9
 7 at Virginia Tech L, 1-6
 9 at North Carolina* L, 4-9
 10 at North Carolina* L, 1-4
 11 at North Carolina* L, 2-9
 14 Virginia Tech W, 6-2
 17 NC State* L, 2-4 (7)
 NC State* L, 2-8 (7)
 18 NC State* L, 3-8
 20 William and Mary L, 5-9
 23 Maryland* W, 10-5
 24 Maryland* L, 1-4
 25 Maryland* W, 11-5
 27 at James Madison L, 4-6
 29 Duke* W, 1-0
 30 Duke* L, 3-4

May
 1 Duke* W, 5-1
 2 at Radford L, 11-16
 3 Radford W, 8-0
 4 Campbell W, 10-5
 15 NC State# (14) L, 5-7
 16 Wake Forest# (14) W, 8-7
 17 Florida State# (14) L, 2-11

1994 (20-34)

COACH: Dennis Womack

CAPTAIN: Tim Coughlin, Chris Jones

February
 19 at Marshall W, 5-4 (9)
 19 at Marshall W, 20 (7)
 20 at VCU L, 6-7
 25 Georgetown W, 14-0
 26 C.W. Post W, 10-5 (7)
 26 C.W. Post L, 6-9 (7)
 27 C.W. Post L, 3-5
 28 C.W. Post W, 6-2 (7)

March
 8 at William & Mary W, 5-3
 11 at Georgia Tech* L, 1-4
 12 at Georgia Tech* L, 2-6

13 at Georgia Tech* L, 6-7
 16 at James Madison W, 4-2
 17 Seton Hall L, 3-1 (7)
 17 Seton Hall L, 5-6 (7)
 18 Seton Hall L, 1-3
 22 Howard W, 9-0 (7)
 Howard W, 18-1 (7)
 23 at Old Dominion L, 8-12
 25 at NC State* L, 6-8
 26 at NC State* L, 2-3
 27 at NC State* L, 8-20
 29 Coppin State W, 21-3
 30 Campbell W, 14-4

April
 1 Clemson* L, 2-3
 2 Clemson* L, 6-11
 3 Clemson* L, 4-11
 5 at Richmond W, 6-4
 7 Richmond W, 9-5
 8 North Carolina* L, 1-2
 9 North Carolina* L, 1-2
 10 North Carolina* L, 6-8
 12 at George Mason W, 6-5
 14 at VMI L, 3-12
 15 Wake Forest* W, 5-2
 16 Wake Forest* L, 2-7
 17 Wake Forest (18)* L, 3-9
 19 Radford (19) W, 9-3
 20 Virginia Tech L, 3-5 (7)
 20 Virginia Tech L, 10-11 (7)
 22 at Duke* L, 1-6
 23 at Duke* L, 8-10
 24 at Duke* L, 12-13
 26 VCU W, 9-1
 27 James Madison W, 8-1
 28 Liberty L, 6-7 (10)
 29 at Maryland* L, 3-5
 30 at Maryland* L, 3-10

May
 1 at Maryland* L, 5-6
 3 Liberty W, 4-1
 13 Florida State* W, 1-0
 14 Florida State* L, 6-8
 15 Florida State* L, 1-13
 17 Maryland# (14) L, 2-8

YEAR-BY-YEAR RESULTS

1995 (26-29)

COACH: Dennis Womack

CAPTAINS: Marc Taglieri, Justin Counts
MANAGER: Cheryl Battles

February

18 Marshall	W, 5-0
18 Marshall	W, 8-3 (7)
19 East Tenn. State	L, 1-3
20 East Tenn. State	L, 4-5
22 at VCU	L, 2-4
23 at Old Dominion	L, 0-18
25 UNC-Charlotte	L, 2-12
26 UNC-Charlotte	L, 2-4
28 VMI	W, 5-1

March

1 James Madison	W, 5-2
2 Liberty	L, 3-5
4 Seton Hall	L, 3-5
4 Seton Hall	W, 6-5 (7)
5 Seton Hall	W, 8-2
7 Howard	W, 10-2
7 Howard	W, 25-1 (7)
9 Coppin State	W, 19-1
11 Tenn. Tech (20)	W, 12-4
13 at Florida State*	L, 7-12
14 at Florida State*	W, 2-1
17 at North Carolina*	L, 0-5
18 at North Carolina*	L, 11-12 (10)
19 at North Carolina*	L, 5-6
22 VCU	W, 9-3
24 NC State*	L, 5-7
25 NC State*	W, 10-8
26 NC State*	L, 4-8
28 at Richmond	L, 7-8
29 Old Dominion	L, 2-13
31 at Wake Forest*	L, 4-9

April

1 at Wake Forest*	L, 1-2
2 at Wake Forest*	L, 2-3
4 Richmond	W, 13-11
7 at Clemson*	L, 4-5
8 at Clemson*	L, 0-9
9 at Clemson*	L, 2-5
11 William & Mary	W, 7-4
13 at VMI	L, 4-6
14 Maryland*	W, 13-0
15 Maryland*	L, 5-13
16 Maryland (21)*	L, 6-10
19 Virginia Tech	W, 8-7
21 Georgia Tech*	W, 2-1
22 Georgia Tech*	L, 13-18
23 Georgia Tech*	W, 4-1
26 at Virginia Tech	W, 13-5
27 Duke*	W, 8-7
28 Duke*	W, 5-1
29 Duke*	W, 4-3

May

1 at Liberty	W, 13-1
12 Radford	W, 9-7
13 George Mason	W, 11-3
13 George Mason	L, 4-7 (7)
17 Florida State# (14)	L, 0-6
18 Georgia Tech# (14)	L, 2-3

1996 (44-21)

NCAA SOUTH I REGIONAL

COACH: Dennis Womack

CAPTAIN: Justin Counts, Donnie Seward,
Craig Zaikow

February

19 Old Dominion	W, 3-2
21 VCU	W, 9-7
23 at Arizona State	L, 3-17
24 at Arizona State	W, 7-4
25 at Arizona State	L, 2-7
28 Liberty	W, 7-2

March

2 Seton Hall	W, 8-0
2 Seton Hall	W, 4-0
3 Seton Hall	W, 21-6
4 Norfolk State	W, 17-4
6 at Liberty	L, 4-5
9 at NC State*	W, 12-1
10 at NC State*	L, 3-9
10 at NC State*	L, 0-1 (7)
11 Fairfield (4)	W, 3-1 (7)
11 at NC A&T	W, 6-0 (7)
13 at UNC Charlotte	W, 5-2 (7)
13 at UNC Charlotte	L, 5-11 (7)
16 at Georgia Tech*	L, 6-7
16 at Georgia Tech*	L, 4-5
17 at Georgia Tech*	L, 5-13
21 Coppin State	W, 12-3
23 North Carolina*	W, 15-0
24 North Carolina*	L, 4-5
25 North Carolina*	W, 9-7
27 at James Madison	W, 3-2
29 Clemson*	L, 1-8
30 Clemson*	W, 3-2
31 Clemson*	L, 3-9

April

2 at Radford	W, 6-1
3 at George Mason	W, 10-1
5 at Duke*	W, 3-2
6 at Duke*	L, 3-5
7 at Duke*	L, 0-3 (7)
9 James Madison	W, 5-3 (10)
10 Howard	W, 12-3
12 at Maryland*	W, 12-6
13 at Maryland*	W, 6-1
14 at Maryland*	L, 3-12
16 at Richmond	W, 8-7
17 Virginia Tech (22)	W, 2-1 (10)
19 Wake Forest*	W, 6-0
20 Wake Forest*	W, 8-4
21 Wake Forest*	W, 2-1
22 VMI	W, 9-4
23 Richmond	L, 9-13
25 Virginia Tech	W, 8-1
27 East Carolina	W, 7-4
28 East Carolina	W, 6-5
29 at VCU	W, 5-3
30 at G. Washington	W, 3-0

May

10 Florida State*	L, 0-6
11 Florida State*	W, 9-7
12 Florida State*	L, 3-6
15 NC State# (13)	W, 5-1
16 Florida State# (13)	W, 3-2
17 Clemson# (13)	W, 4-2
18 Georgia Tech# (13)	W, 8-4
18 Florida State# (13)	L, 2-8
19 Florida State# (13)	W, 12-1
23 Notre Dame+ (23)	L, 1-12
24 Princeton+ (23)	W, 12-2

25 Notre Dame+ (23)	W, 7-1
25 Stetson+ (23)	W, 5-4
26 at Alabama+ (23)	L, 8-18

1997 (32-22)

COACH: Dennis Womack

February

16 vs. Penn State	W, 12-4
16 at UNCW	W, 11-3
17 at UNCW	W, 15-8
18 at William & Mary	W, 11-2
22 Seton Hall	W, 11-10 (11)
22 Seton Hall	W, 5-4 (7)
23 Seton Hall	L, 6-13
26 Radford	W, 9-4
27 Norfolk State	W, 8-3

March

1 at East Carolina	L, 10-13
1 at East Carolina	W, 6-5 (7)
2 at East Carolina	W, 15-2
4 Liberty	W, 8-5
5 Howard	W, 8-5
7 at Florida State*	L, 2-8
8 at Florida State*	W, 6-4
9 at Florida State*	L, 2-20
10 at Mercer	L, 3-5
11 at Mercer	W, 9-4
12 at Georgia College	W, 5-3
14 at Clemson*	L, 2-3
15 at Clemson*	L, 1-6
16 at Clemson*	L, 3-7
20 Coppin State	W, 15-1
21 NC State*	W, 6-1
22 NC State*	L, 3-0
23 NC State*	W, 5-4
25 at VMI	W, 13-3
26 William & Mary	W, 14-4
27 at Old Dominion	L, 5-9

April

1 George Mason	W, 11-8
2 at James Madison	W, 12-8
4 at Wake Forest*	L, 4-8
5 at Wake Forest*	L, 3-11
6 at Wake Forest*	W, 7-6
8 Richmond	L, 3-8
9 at Virginia Tech	W, 14-11
11 Georgia Tech*	L, 2-8
13 Georgia Tech*	L, 2-4 (7)
13 Georgia Tech*	W, 10-8 (7)
15 at Richmond	L, 4-9
16 James Madison	L, 9-11 (12)
18 at North Carolina*	L, 4-6
19 at North Carolina*	W, 13-2
20 at North Carolina*	L, 9-11 (12)
22 VCU	W, 11-7
25 Duke*	L, 1-4
26 Duke*	W, 3-0
29 at VCU	W, 5-2

May

10 Maryland*	W, 11-1
10 Maryland*	W, 5-4 (8)
11 Maryland*	W, 15-6
14 vs. NC State# (25)	L, 2-4
15 vs. Duke# (25)	L, 3-16

1998 (28-26-1)

COACH: Dennis Womack

February

13 vs. Rice	W, 3-2
14 vs. S. Alabama	L, 5-8
15 vs. Oklahoma State	W, 4-2

21 Penn State	W, 5-2
21 Penn State	W, 9-2
22 Penn State	W, 8-4
25 VMI	W, 13-7
28 Seton Hall	W, 5-4
28 Seton Hall	W, 9-2

March

1 Seton Hall	W, 10-5
4 William & Mary	W, 18-4
6 at Georgia Tech*	L, 3-5
7 at Georgia Tech*	L, 4-27
10 at Liberty	W, 11-8
11 Liberty	W, 8-4
13 at Duke*	L, 4-7
14 at Duke*	L, 10-13
15 at Duke*	L, 6-9
17 Coppin State	W, 14-0 (7)
21 at NC State*	L, 2-14
22 at NC State*	L, 5-6
22 at NC State*	W, 9-7 (7)
24 at James Madison	W, 11-3
25 Old Dominion	L, 6-7
27 North Carolina*	L, 5-6
28 North Carolina*	W, 18-5
29 North Carolina*	W, 12-7
31 VCU	L, 3-6

April

2 at Richmond	T, 11-11
3 Clemson*	L, 7-9
4 Clemson*	W, 7-6
5 Clemson*	L, 6-15
7 at George Mason	L, 8-9
8 Virginia Tech	W, 4-3
10 at Maryland*	L, 4-7
11 at Maryland*	L, 3-10
12 at Maryland*	W, 9-1
14 Richmond	W, 9-7
15 at Virginia Tech	L, 5-10
16 at William & Mary	W, 5-1
18 St. John's	L, 3-6
18 St. John's	W, 4-1 (7)
20 at Radford	W, 14-3
21 James Madison	W, 8-7
22 at Virginia Tech	W, 3-2
24 Wake Forest*	L, 2-3
25 Wake Forest*	L, 4-13
26 Wake Forest*	L, 7-13
28 at VCU	W, 11-7

May

9 Florida State*	L, 4-5
9 Florida State*	L, 2-11
10 Florida State*	L, 6-9
12 vs. Maryland# (13)	W, 9-4 (10)
13 vs. Florida St# (13)	L, 1-4
14 vs. NC State# (13)	L, 1-4

1999 (21-35)

COACH: Dennis Womack

January

29 vs. Jacksonville (40)	L, 2-13
30 vs. Auburn (40)	L, 2-11
31 vs. Oklahoma (40)	W, 12-4

February

12 at The Citadel	W, 5-1
13 vs. East Carolina (34)	L, 0-12
14 vs. VCU (34)	L, 2-7
20 Penn State	W, 6-3
20 Penn State	W, 4-3 (7)
21 Penn State	L, 2-4
24 at Old Dominion	L, 0-1
27 Seton Hall	L, 0-8

27 Seton Hall	L, 2-10
---------------	---------

March

2 William & Mary	L, 5-8
4 Radford	W, 5-2
6 Rhode Island	W, 10-3 (7)
6 Rhode Island	W, 13-5
7 Rhode Island	W, 7-0
12 at Florida State*	L, 3-10
13 at Florida State*	L, 1-2
14 at Florida State*	L, 3-11
16 at UNC Greensboro	L, 4-8
17 at UNC Greensboro	L, 8-11
19 Duke*	W, 15-5
20 Duke*	W, 15-3
23 at Liberty	L, 4-5
24 George Mason	L, 3-6
26 NC State*	L, 1-2
27 NC State*	L, 3-8
28 NC State*	W, 9-6
31 Richmond	W, 6-5

April

2 Georgia Tech*	W, 7-6 (14)
3 Georgia Tech*	L, 6-7
4 Georgia Tech*	W, 6-5
6 at Richmond	L, 3-8
7 VCU	W, 14-1 (7)
9 at Wake Forest*	L, 2-11
10 at Wake Forest*	L, 8-14
11 at Wake Forest*	L, 4-5
14 at Virginia Tech	L, 9-13
16 at North Carolina*	L, 9-10
17 at North Carolina*	L, 2-3
18 at North Carolina*	L, 5-6
20 at VCU	L, 2-4
21 Virginia Tech	L, 7-11
23 Maryland*	W, 9-5
24 Maryland*	W, 15-3
25 Maryland*	L, 1-5
27 Liberty	W, 11-6

May

1 at Clemson*	W, 9-3
1 at Clemson*	L, 4-5 (11)
2 at Clemson*	L, 5-12
4 at George Mason	L, 9-15
15 at James Madison	W, 13-2
16 James Madison	W, 5-4
19 vs. Wake# (13)	L, 3-4
20 vs. NC State# (13)	L, 6-9



1996 CAVALIERS - ACC CHAMPIONS | NCAA TOURNAMENT

YEAR-BY-YEAR RESULTS

2000 (26-31-1)

COACH: Dennis Womack

February	
12 at Louisiana State	L, 0-8
12 at Louisiana State	L, 2-13
13 at Louisiana State	L, 4-13
16 Old Dominion	T, 14-14 (8)
22 George Mason	L, 4-6
23 at Liberty	L, 5-6
25 Liberty	L, 6-9 (8)
26 Bucknell	W, 6-1 (7)
26 Bucknell	W, 5-4 (7)
27 Bucknell	W, 13-2
29 at William & Mary	L, 3-9
March	
2 at George Mason	W, 4-3
4 Seton Hall	W, 4-1 (7)
4 Seton Hall	L, 4-8
5 Seton Hall	W, 7-4
6 at VCU	W, 8-7
8 at James Madison	L, 6-14
11 Eastern Michigan	W, 7-6
11 Eastern Michigan	L, 4-6 (7)
12 Eastern Michigan	W, 12-4
14 Princeton	W, 11-5
15 Princeton	W, 5-2
17 at NC State*	L, 13-16
18 at NC State*	L, 2-4
19 at NC State*	W, 3-1
24 Wake Forest*	L, 0-4
25 Wake Forest*	W, 10-9
26 Wake Forest*	L, 5-13
28 at Richmond	W, 11-2
29 Virginia Tech	L, 3-7

April	
1 Florida State*	L, 6-9
2 Florida State*	W, 2-1
2 Florida State*	L, 4-10
4 Richmond	W, 11-2
7 at Duke*	W, 10-4
8 at Duke*	W, 12-3
9 at Duke*	L, 1-10
14 at Georgia Tech*	L, 4-8
15 at Georgia Tech*	L, 1-5
16 at Georgia Tech*	L, 6-12
19 at Virginia Tech	L, 6-7 (10)
21 North Carolina*	W, 6-5
22 North Carolina*	L, 4-5
23 North Carolina*	W, 10-6
24 James Madison	L, 1-3
26 UNC Greensboro	W, 10-7 (10)
26 UNC Greensboro	L, 5-15 (7)
28 at Maryland*	L, 2-4
29 at Maryland*	W, 13-10
30 at Maryland*	W, 9-4
May	
2 vs. Va Tech (22)	W, 5-4
13 Clemson*	L, 7-9
13 Clemson*	W, 11-0
14 Clemson*	L, 9-20
17 vs. Clemson# (24)	L, 5-9
18 vs. NC State# (24)	W, 9-5 (10)
19 vs. Wake# (24)	W, 8-3
20 vs. Clemson# (24)	L, 5-12

2001 (25-31)

COACH: Dennis Womack

February	
17 Naval Academy	W, 9-1
17 Naval Academy	W, 10-3
18 Naval Academy	W, 6-2
24 Penn State	W, 15-4
24 Penn State	W, 6-5 (9)
25 Penn State	L, 6-7 (10)
27 William & Mary	L, 5-10
28 at VCU	L, 6-7 (11)
March	
1 at Liberty	W, 13-10
3 Seton Hall	L, 4-9
3 Seton Hall	W, 2-1
10 at Florida State*	L, 2-9
10 at Florida State*	L, 1-16
11 at Florida State*	L, 1-2
12 at High Point	W, 18-7
13 at UNC Greensboro	W, 6-3
14 at UNC Greensboro	W, 12-2
16 Duke*	W, 4-3
17 Duke*	L, 11-12
18 Duke*	W, 14-5
19 George Mason	W, 13-9
20 VCU	L, 2-8
23 NC State*	W, 8-7
24 NC State*	W, 10-2
25 NC State*	L, 3-10
27 Richmond	W, 1-0
30 Georgia Tech*	W, 3-1
31 Georgia Tech*	L, 3-10

April

1 Georgia Tech*	L, 9-13
3 at Richmond	L, 4-17
5 at Radford	L, 5-6
6 at Wake Forest*	L, 8-9
7 at Wake Forest*	L, 2-14
8 at Wake Forest*	L, 1-4
10 Liberty	L, 4-5 (11)
11 Virginia Tech	W, 7-4
13 at North Carolina*	L, 6-10
14 at North Carolina*	L, 6-7
15 at North Carolina*	W, 5-2
17 James Madison	L, 3-4
18 at Virginia Tech	W, 9-3
20 Maryland*	W, 6-1
21 Maryland*	W, 15-7
22 Maryland*	W, 9-6
24 at James Madison	L, 6-7 (10)
25 at George Mason	L, 5-10
27 at Miami	W, 5-0
28 at Miami	L, 1-5
29 at Miami	L, 6-12
May	
1 vs. Virginia Tech	L, 1-6
12 at Clemson*	L, 1-8
12 at Clemson*	L, 1-17
13 at Clemson*	L, 4-5
16 vs. Clemson# (24)	W, 7-3
17 vs. Wake # (24)	L, 1-2
18 vs. NC State# (24)	L, 2-6

2002 (25-32)

COACH: Dennis Womack

February	
16 Bucknell	W, 10-3
16 Bucknell	W, 7-5 (7)
17 Bucknell	W, 8-0
22 vs. Old Dominion	W, 12-4
23 vs. Western Carolina	L, 3-4
24 at The Citadel	W, 5-4
26 VCU	L, 7-13
27 at William & Mary	W, 5-3
March	
2 Seton Hall	W, 2-0 (7)
3 Seton Hall	W, 18-3
3 Seton Hall	W, 5-1
5 at Liberty	L, 7-9
6 Radford	W, 5-1
9 at UNC-Charlotte	L, 1-4
9 at UNC-Charlotte	L, 5-6 (7)
10 at UNC-Charlotte	L, 11-21
11 at NC A&T	W, 25-1
14 at Old Dominion	L, 2-4
15 Florida State*	W, 11-10
16 Florida State*	L, 3-8
16 Florida State*	L, 4-14
22 at Duke*	W, 6-4 (10)
23 at Duke*	W, 8-3
24 at Duke*	W, 9-5
27 at VCU	L, 1-6
29 North Carolina*	L, 4-15
30 North Carolina*	L, 0-5
31 North Carolina*	W, 8-3

April

1 James Madison	L, 2-3 (10)
2 at James Madison	L, 4-13
5 at Maryland*	W, 5-0
6 at Maryland*	L, 3-10
7 at Maryland*	W, 8-7
10 at Virginia Tech	W, 16-10
12 Wake Forest*	L, 7-8
13 Wake Forest*	L, 3-4
14 Wake Forest*	L, 5-9
16 Richmond	L, 6-15
17 at Richmond	W, 12-11 (10)
18 vs. Virginia Tech	L, 2-8
20 UNC Greensboro	L, 5-12
22 at George Mason	W, 14-5
23 Liberty	W, 5-3
26 at Georgia Tech*	W, 5-1
27 at Georgia Tech*	L, 2-3 (12)
28 at Georgia Tech*	L, 3-9
30 Virginia Tech	W, 8-7 (10)
May	
11 Clemson*	L, 4-15
12 Clemson*	L, 2-15
13 Clemson*	L, 3-5
15 at Penn State	W, 12-4 (7)
15 at Penn State	L, 11-12 (7)
17 at NC State*	L, 2-10
18 at NC State*	L, 7-12
18 at NC State*	L, 8-10
22 vs. North Carolina# (22)	L, 10-11
23 vs. NC State# (22)	L, 5-6 (10)

2003 (29-25)

COACH: Dennis Womack

February	
14 at Auburn	L, 13-14
15 at Auburn	L, 3-5
16 at Auburn	L, 5-7
24 at Liberty	W, 15-5
March	
2 at Radford	W, 11-0
3 at Richmond	L, 1-2
3 at Richmond	L, 12 (7)
4 James Madison	W, 3-2
5 Navy	W, 12-1
7 Charlotte	W, 3-2
8 Charlotte	W, 3-2
9 Charlotte	W, 11-5
11 UNC Greensboro	W, 12-5
12 UNC Greensboro	W, 14-6
14 at Florida State*	L, 1-9
15 at Florida State*	L, 0-4
16 at Florida State*	L, 4-5 (12)
19 William & Mary	W, 6-0
21 Duke*	W, 13-1
22 Duke*	W, 9-2
23 Duke*	W, 6-0
25 James Madison	W, 13-3
26 at James Madison	W, 5-4
28 Maryland*	W, 6-0
29 Maryland*	W, 4-2

April

1 Richmond	W, 11-4
2 Liberty	W, 3-0
4 at Clemson*	L, 4-9
5 at Clemson*	W, 4-1
6 at Clemson*	L, 2-9
11 Miami	L, 1-6
12 Miami	L, 4-10
13 Miami	W, 17-2 (7)
15 Old Dominion	W, 8-3
16 at Virginia Tech	L, 3-5
19 NC State*	L, 1-7
19 NC State*	L, 2-3
20 NC State*	W, 8-3
22 George Mason	L, 3-4
23 vs. Virginia Tech	W, 10-7
25 at Wake Forest*	L, 1-2
26 at Wake Forest*	W, 13-2
27 at Wake Forest*	W, 6-4
29 at VCU	L, 3-5
May	
9 Georgia Tech*	L, 0-7
10 Georgia Tech*	L, 2-5
11 Georgia Tech*	L, 0-1
12 VCU	L, 1-7
16 at North Carolina*	W, 6-4
16 at North Carolina*	L, 3-4 (10)
17 at North Carolina*	W, 7-5 (10)
22 vs. NC State# (22)	L, 6-10
23 vs. Wake# (22)	W, 12-11 (10)
24 vs. Florida St# (22)	L, 0-2

2004 (44-15)

NCAA TOURNAMENT

COACH: Brian O'Connor

February	
13 at NC A&T	W, 10-7
14 at NC A&T	W, 9-3
15 at NC A&T	W, 12-5
19 Maryland-ES	W, 15-2
21 Penn State	W, 7-1
22 Penn State	L, 3-8
24 James Madison	W, 10-1
27 Seton Hall	W, 3-2
28 Seton Hall	W, 17-1
29 Seton Hall	W, 4-3
March	
2 at Richmond	W, 14-6
5 Central Conn.	W, 17-1
6 Central Conn.	W, 10-0
7 Central Conn.	W, 9-4
8 Quinnipiac	L, 11-13
10 at UNC Greensboro	W, 9-1
12 at Georgia Tech*	W, 4-3
13 at Georgia Tech*	W, 2-1
14 at Georgia Tech*	W, 8-5 (10)
17 at Old Dominion	L, 4-5
19 North Carolina*	L, 3-5 (11)
20 North Carolina*	L, 4-8
21 North Carolina*	W, 6-2
24 at George Mason	W, 9-5
26 at NC State*	W, 9-2
27 at NC State*	L, 1-12
28 at NC State*	L, 7-8
30 Brown	W, 13-2 (7)
31 Brown	W, 11-4
April	
2 at Duke*	W, 8-1
3 at Duke*	W, 6-5

4 at Duke*	W, 3-1
6 at William & Mary	W, 11-9
9 Clemson*	W, 5-1
10 Clemson*	W, 4-3
10 Clemson*	W, 3-1
16 at Maryland	W, 5-3
17 at Maryland	W, 7-6 (11)
18 at Maryland	W, 2-1 (11)
20 Norfolk State	W, 8-3
21 Virginia Tech	W, 21-10
23 at Miami	L, 0-8
24 at Miami	L, 3-22
25 at Miami	W, 4-3
27 Radford	W, 3-2
May	
7 Florida State*	L, 0-8
8 Florida State*	W, 15-2
9 Florida State*	L, 1-4
13 Wake Forest*	W, 5-4 (10)
14 Wake Forest*	W, 11-7
15 Wake Forest*	W, 8-6
18 at Liberty	W, 6-4
19 Liberty	W, 5-4
26 vs. Duke# (22)	L, 4-6
27 vs. NC State# (22)	L, 5-6
June	
5 Princeton+	L, 2-4
5 vs. George Mason+	W, 7-2
6 vs. Princeton+	W, 9-0
6 Vanderbilt+	L, 3-7

2005 (41-20)

NCAA TOURNAMENT

COACH: Brian O'Connor

February	
11 at UNC Wilmington	L, 2-5
12 at UNC Wilmington	W, 2-0
13 at UNC Wilmington	W, 7-4
16 at Old Dominion	L, 6-9
18 Bucknell	W, 7-2
19 Bucknell	W, 2-0
19 Bucknell	W, 13-3
23 Old Dominion	W, 8-0
26 Fordham	W, 5-0
26 Fordham	W, 13-3
27 Fordham	L, 2-3
March	
4 at Wake Forest*	L, 8-11
5 at Wake Forest*	L, 8-15
6 at Wake Forest*	L, 6-7
8 Longwood	W, 8-0
9 James Madison	W, 13-2
11 Marist	W, 3-0
12 Marist	W, 10-5
13 Marist	W, 6-0
16 Coppin State	W, 15-1
18 Maryland	W, 4-1
19 Maryland	W, 6-5
20 Maryland	W, 5-2
27 at Virginia Tech*	W, 8-5
30 VMI	W, 2-1

April

1 at North Carolina*	L, 7-8 (14)
2 at North Carolina*	L, 5-10
3 at North Carolina*	L, 2-3 (11)
5 at Liberty	W, 10-2
8 NC State*	W, 10-2
9 NC State*	L, 0-6
10 NC State*	L, 2-3
12 Norfolk State	W, 13-1
13 Maryland-ES	W, 15-1 (7)
13 Maryland-ES	W, 6-0 (7)
15 at Clemson*	L, 4-13
16 at Clemson*	L, 2-3
17 at Clemson*	W, 9-2
20 Longwood	W, 5-1
22 Georgia Tech*	W, 4-2
23 Georgia Tech*	W, 9-2
24 Georgia Tech*	W, 2-1
27 William & Mary	W, 9-4
29 at Florida State*	L, 1-8
May	
1 at Florida State*	W, 6-2
1 at Florida State*	L, 2-7
3 Richmond	W, 11-0
13 Miami*	L, 6-7
14 Miami*	L, 0-1
15 Miami*	W, 4-3
16 N.C. A&T	W, 2-0
17 at James Madison	W, 10-2
19 Duke*	W, 7-1
20 Duke*	W, 7-2
21 Duke*	W, 10-4
25 vs. Clemson# (17)	W, 8-1
26 vs. NC State# (17)	W, 12-2 (7)
28 vs. Clemson# (17)	W, 5-4
29 vs. Georgia Tech# (17)	L, 3-4

2006 (47-15)

NCAA TOURNAMENT

COACH: Brian O'Connor

February	
10 vs. The Citadel	W, 5-3
12 at Coastal Carolina	W, 8-3
15 Old Dominion	L, 1-5
17 Towson	W, 7-0
18 Towson	W, 7-2
19 Towson	W, 13-3
21 VCU	W, 7-1
24 vs. George Mason	W, 9-7
25 vs. Gardner-Webb	W, 6-2
26 at C of Charleston	L, 6-7 (17)
28 G. Washington	W, 11-5
March	
3 Saint Joseph's	W, 21-0
4 Saint Joseph's	W, 15-1
5 Saint Joseph's	W, 14-3
7 UMES	W, 20-3
7 UMES	W, 15-0
10 at Georgia Tech*	L, 2-8
11 at Georgia Tech*	L, 6-7
12 at Georgia Tech*	W, 6-3
15 Dayton	W, 10-3
17 Clemson*	W, 2-1
18 Clemson*	W, 10-2
19 Clemson*	W, 7-4
22 Marshall	W, 12-0
24 Wake Forest*	W, 3-2
25 Wake Forest*	L, 2-3
26 Wake Forest*	W, 10-2
28 Coppin State	W, 12-1
29 Norfolk State	W, 13-2
31 at NC State*	L, 2-10
April	
1 at NC State*	L, 9-10
2 at NC State*	L, 1-8
5 at Richmond	W, 5-0
7 at Duke*	L, 3-4
8 at Duke*	W, 7-3
9 at Duke*	W, 6-4
12 Longwood	W, 6-4
14 Boston College*	W, 8-3
15 Boston College*	W, 5-4
16 Boston College*	W, 5-0
18 VMI	W, 5-0
21 at Miami*	W, 8-2
22 at Miami*	W, 15-7
23 at Miami*	L, 8-9 (10)
26 Richmond	W, 8-3
28 at Maryland*	W, 6-0
29 at Maryland*	W, 8-0
30 at Maryland*	W, 7-5
May	
2 Mount St. Mary's	W, 6-3
12 North Carolina*	W, 4-1
13 North Carolina*	L, 0-5
14 North Carolina*	W, 9-2
16 at Old Dominion	W, 11-10
18 Virginia Tech*	W, 4-2
19 Virginia Tech*	W, 6-0
20 Virginia Tech*	W, 11-7
24 vs. Florida St.# (17)	W, 6-2
25 vs. NC State# (17)	L, 3-4
26 vs. Florida St.# (17)	L, 0-11 (7)
June	
2 Lehigh+	W, 11-5
3 vs. South Carolina+	L, 2-8
4 Evansville+	L, 4-15

YEAR-BY-YEAR RESULTS

2007 (45-16)

NCAA TOURNAMENT

COACH: Brian O'Connor

February

9 vs. Elon	W, 10.3
10 vs. North Florida	W, 10.1
11 at Coastal Carolina	L, 2.3
17 G. Washington	W, 11.0
18 G. Washington	W, 11.1
19 G. Washington	W, 15.2
20 William & Mary	W, 17.2
21 Coppin State	W, 12.0
23 Bucknell	W, 2.0
24 Bucknell	W, 3.0
24 Bucknell	W, 13.2
27 VMI	W, 5.3

March

2 Delaware	W, 11.2
3 Delaware	W, 10.4
4 Delaware	W, 3.2
6 at James Madison	W, 6.5
9 at Wake Forest*	L, 3.8
10 at Wake Forest*	W, 13.5
11 at Wake Forest*	L, 6.7
13 Niagara	W, 29.2
17 at North Carolina*	W, 7.2 (11)
18 at North Carolina*	W, 9.6
18 at North Carolina*	L, 4.9
20 at Richmond	W, 11.1
23 Miami*	W, 4.1
24 Miami*	W, 3.0
25 Miami*	L, 2.4
27 George Mason	W, 17.6
28 Longwood	W, 4.3
30 at Virginia Tech*	W, 3.1
31 at Virginia Tech*	W, 11.4

April

1 at Virginia Tech*	W, 8.5
3 at VMI	L, 2.5
6 Duke*	W, 4.0
7 Duke*	L, 9.13
8 Duke*	W, 8.1
10 at VCU	W, 8.1
13 Georgia Tech*	L, 1.2 (11)
14 Georgia Tech*	W, 7.6
17 Richmond	W, 12.5
20 at Clemson*	W, 5.3
21 at Clemson*	W, 3.0
22 at Clemson*	L, 1.2
25 James Madison	L, 6.7 (14)
27 Maryland*	W, 14.0
28 Maryland*	W, 3.2 (10)
29 Maryland*	W, 4.0

May

1 VCU	W, 5.4
11 NC State*	W, 4.2
12 NC State*	L, 7-10
13 NC State*	L, 6.8
15 Coastal Carolina	L, 7-11

17 at Boston College*	W, 5-4 (10)
19 at Boston College*	W, 11.3
23 vs. NC State# (17)	W, 6.1
24 vs. Georgia Tech# (17)	W, 4.1
26 vs. North Carolina# (17)	L, 0.5

1 Lafayette+	W, 5.1
2 Oregon State+	W, 7.4 (13)
4 Oregon State+	L, 3.5
5 Oregon State+	L, 3-7

2008 (39-23)

NCAA TOURNAMENT

COACH: Brian O'Connor

February

23 Lehigh	W, 5.1
Lehigh	W, 4.1
24 Lehigh	W, 12.1
Lehigh	W, 6.1
27 Old Dominion	W, 7.3
28 Coppin State	W, 27-1
29 Siena	W, 17-2

March

1 Cornell	W, 12.2
Siena	W, 7.4
2 Cornell	W, 12.3
8 at NC State*	W, 5.3 (10)
at NC State*	L, 0.2
9 at NC State*	L, 2.4
11 Radford	W, 8.2
12 Navy	W, 11.5
14 at Duke*	L, 8.9
15 at Duke*	W, 10.1
16 at Duke*	L, 1.4
18 Stony Brook	W, 3.0
Stony Brook	W, 6.4
21 Boston College*	W, 7.3
22 Boston College*	W, 5.4 (10)
23 Boston College*	W, 8.6
25 VCU	W, 5.3
26 G. Washington	L, 5-17
28 Virginia Tech*	W, 10.1
29 Virginia Tech*	W, 9.2
30 Virginia Tech*	W, 2.1

April

1 Towson	W, 9.8
2 Towson	L, 6.7
4 at Florida State*	L, 3-10
6 at Florida State*	L, 2.3 (10)
at Florida State*	L, 2.3 (10)
8 Longwood	W, 6.0
9 Liberty	W, 7.3
11 at Maryland*	W, 11.6
12 at Maryland*	W, 5.4
13 at Maryland*	W, 11.4
15 Coastal Carolina	L, 3.8
18 Wake Forest*	W, 4.2
19 Wake Forest*	L, 3-14
20 Wake Forest*	W, 3.2 (11)

22 Georgetown	W, 9.1
23 William & Mary	L, 5.6
25 at Miami*	L, 0-1
26 at Miami*	L, 3-4 (10)
27 at Miami*	L, 0-10
29 Mount St. Mary's	W, 11-1

May

9 North Carolina*	L, 3.9
10 North Carolina*	L, 2.5
11 North Carolina*	W, 5-4 (6)
13 VMI	W, 6.5 (11)
15 Georgia Tech*	W, 4.2
16 Georgia Tech*	L, 8-14
17 Georgia Tech*	L, 7.9
21 vs. North Carolina# (17)	W, 8.7 (11)
23 vs. Florida St# (17)	W, 5.3
24 vs. Wake# (17)	L, 4.7
25 vs. Miami# (17)	L, 4.8
30 vs. UCLA+ (29)	L, 2.3
31 vs. Rider+ (29)	W, 8.2

June

1 at CS Fullerton+(29)	L, 1.4
------------------------	--------

2009 (49-15-1)

ACC CHAMPIONS

NCAA COLLEGE WORLD SERIES

COACH: Brian O'Connor

February

20 Bucknell	W, 12.0
21 Bucknell	W, 7.0
Bucknell	W, 6.1
22 Bucknell	W, 11.1
24 William & Mary	W, 11.1
27 Fordham	W, 6.2
Delaware	W, 11.4
28 Fordham	W, 7.3

March

4 G. Washington	W, 17.4
6 at Wake Forest*	W, 18.2
7 at Wake Forest*	W, 8.6
8 at Wake Forest*	W, 21.5
10 Navy	W, 17.1
11 VMI	W, 10.3
13 Florida State*	W, 15.2
17 Marshall	W, 5.4
18 Canisius	W, 11.3
Wagner	W, 5.2
20 Miami*	W, 9.4
21 Miami*	L, 3.4
22 Miami*	L, 5-7 (8)
24 Towson	W, 13.4
25 Towson	W, 7.5
27 at North Carolina*	L, 3.4
28 at North Carolina*	W, 5.2
29 at North Carolina*	L, 5.6
31 vs. Radford (22)	W, 12.2

April

1 Norfolk State	W, 6.2
3 Maryland*	W, 7.4

4 Maryland*	L, 7.8
5 Maryland*	W, 17.2
7 Stony Brook	W, 8.0
8 Stony Brook	L, 2.6
11 at Georgia Tech*	L, 6.7
at Georgia Tech*	W, 11-10
12 at Georgia Tech*	T, 4.4
17 at Boston College*	W, 8.3
18 at Boston College*	L, 6.9
19 at Boston College*	W, 2.0
21 at VCU	W, 8.1
22 Georgetown	W, 9.3
24 NC State*	W, 6.2
25 NC State*	W, 6.3
26 NC State*	L, 6.7
28 Liberty	W, 5.2

May

8 Duke*	L, 4-11
9 Duke*	W, 10.9
10 Duke*	W, 12.1
12 VCU	W, 4.1
14 at Virginia Tech*	L, 4.5 (10)
15 at Virginia Tech*	L, 8.9
16 at Virginia Tech*	W, 6.4
21 vs. Clemson (13) #	W, 6.5
22 vs. UNC (13) #	W, 11.1 (8)
23 vs. Duke (13) #	W, 11.7
24 vs. Florida State (13) #	W, 6.3
29 vs. San Diego St. (30)+	W, 5.1
30 vs. UC Irvine (30)+	W, 5.0
31 vs. UC Irvine (30)+	W, 4.1

June

5 vs. Ole Miss (31)^	L, 3.4 (12)
6 vs. Ole Miss (31)^	W, 4.3
7 vs. Ole Miss (31)^	W, 5.1
13 vs. LSU (32)*	L, 5.9
15 vs. Cal St. Fullerton (32)*	W, 7.5
17 Arkansas (32)*	L, 3.4 (12)

2010 (51-14)

ACC COASTAL DIVISION CHAMPIONS

NCAA CHARLOTTEVILLE REGIONAL CHAMPIONS

COACH: Brian O'Connor

February

19 at East Carolina	W, 6.2
20 at East Carolina	L, 1.6
21 at East Carolina	W, 14.11
24 G. Washington	W, 5.2
26 Rhode Island	W, 13.0
27 Rhode Island	W, 22.2
28 Rhode Island	W, 8.5

March

5 Wright State	L, 1.2
6 Dartmouth	W, 14.3
7 Dartmouth	W, 11.5
7 Wright State	W, 13.3
10 at William & Mary	W, 12.6

12 at Florida State*	W, 5.0
13 at Florida State*	W, 9.8
14 at Florida State*	L, 8.9
16 William and Mary	W, 9.1
17 at James Madison	W, 6.3
19 Boston College*	W, 7.1
20 Boston College*	W, 4.3
21 Boston College*	W, 11.1
23 Marshall	W, 6.3
26 Clemson*	W, 4.3
27 Clemson*	L, 5.8
27 Clemson*	W, 3.1
30 Towson	W, 8.5
31 Towson	W, 17.4

April

2 at NC State*	L, 5.6 (11)
3 at NC State*	W, 8.4
4 at NC State*	L, 6.7
6 James Madison	W, 9.4
7 Radford	W, 12.2
9 Georgia Tech*	W, 7.4
10 Georgia Tech*	L, 7.9
11 Georgia Tech*	W, 9.1
14 at VMI	L, 3.12
16 Virginia Tech*	W, 4.2
17 Virginia Tech*	W, 8.2
18 Virginia Tech*	W, 1.8
20 Richmond	W, 11.3
21 George Mason	W, 10.3
23 at Maryland*	W, 5.1
23 at Maryland*	W, 27.4
24 at Maryland*	W, 11.2
27 Coastal Carolina	W, 6.3
28 Georgetown	W, 10.5
30 at Duke (13)*	W, 12.3

May

1 at Duke (13)*	W, 11.1
2 at Duke (13)*	W, 10.6
4 VCU	W, 10.5
15 North Carolina*	W, 3.2
15 North Carolina*	W, 5.1
16 North Carolina*	W, 5.3
20 at Miami*	L, 4.5 (11)
21 at Miami*	W, 3.1
22 at Miami*	W, 7.4
26 vs. BC (4) #	W, 6.4
27 vs. Florida St (4) #	L, 4-11
29 vs. Miami (4) #	W, 12.8

June

4 VCU +	W, 15.4
5 Ole Miss +	W, 13.7
6 St. John's +	L, 5.6
7 St. John's +	W, 5.3
12 Oklahoma ^	W, 3.2
13 Oklahoma ^	L, 7-10
14 Oklahoma ^	L, 0-11



2009 COLLEGE WORLD SERIES



2011 COLLEGE WORLD SERIES

YEAR-BY-YEAR RESULTS

2011 (56-12)

ACC CHAMPIONS
ACC COASTAL DIVISION CHAMPIONS
NCAA COLLEGE WORLD SERIES

COACH: Brian O'Connor

February
 18 vs. UAB (16) W, 6-4
 19 at Auburn (16) W, 13-2
 20 vs. Arkansas St. (16) W, 8-2
 23 VMI W, 4-3
 25 East Carolina W, 10-1
 26 East Carolina W, 4-3
 27 East Carolina L, 3-4
 March
 1 William & Mary W, 9-0
 2 Niagara W, 7-0
 4 Cornell W, 12-1
 4 Rider W, 12-0
 5 Rider W, 4-1
 5 Cornell W, 14-2
 8 Marshall W, 1-0
 11 at Clemson* W, 5-0
 12 at Clemson* W, 8-7
 13 at Clemson* W, 7-6
 16 James Madison W, 7-3
 18 Florida State* W, 4-3 (11)
 19 Florida State* W, 5-4 (11)
 20 Florida State* L, 11-12 (10)
 22 Towson W, 6-0
 23 Towson W, 5-0
 25 Maryland* W, 14-1
 26 Maryland* W, 4-2
 26 Maryland* W, 4-2
 29 G. Washington W, 2-0

April
 1 at Virginia Tech* W, 18-3
 2 at Virginia Tech* W, 9-3
 3 at Virginia Tech* W, 10-2
 5 Radford W, 2-0
 8 at Georgia Tech* W, 6-2
 9 at Georgia Tech* W, 12-9
 10 at Georgia Tech* L, 8-10
 12 Georgetown W, 4-0 (5)
 13 Coastal Carolina W, 8-7
 15 Duke* W, 10-0
 17 Duke* W, 3-2 (11)
 17 Duke* W, 18-4
 19 at Radford W, 12-0
 20 Richmond W, 12-1
 23 NC State* L, 2-6
 23 NC State* W, 3-1
 24 NC State* W, 7-6
 29 at Boston College* W, 17-0
 30 at Boston College* L, 4-5 (11)

May
 1 at Boston College* W, 4-0
 3 at VCU W, 14-3
 13 Miami* L, 2-6
 14 Miami* W, 3-2
 15 Miami* W, 5-4

19 at North Carolina* L, 0-6
 20 at North Carolina* L, 1-2
 21 at North Carolina* L, 2-3
 25 vs. Wake (13)# W, 13-1 (7)
 27 vs. Miami (13)# W, 6-4
 28 vs. UNC (13)# W, 3-2
 29 vs. Florida St. (13)# W, 7-2
 June
 3 Navy + W, 6-0
 4 St. John's + W, 10-2
 5 East Carolina + W, 13-1
 11 UC Irvine ^ W, 6-0
 12 UC Irvine ^ L, 5-6
 13 UC Irvine ^ W, 3-2
 19 vs. California (32)! W, 6-1
 21 vs. S. Carolina (32)! L, 1-7
 23 vs. California (32)! W, 8-1
 24 vs. S. Carolina (32)! L, 2-3 (13)

2012 (39-19-1)
NCAA TOURNAMENT

COACH: Brian O'Connor

February
 17 vs. Boston College L, 3-5
 18 at Coastal Carolina W, 9-3
 18 vs. James Madison T, 4-4 (8)
 21 William & Mary W, 6-5 (11)
 24 Monmouth W, 18-4
 25 Monmouth W, 7-1
 26 Monmouth W, 13-1
 28 Liberty L, 0-8
 March
 2 Wright State Cancelled
 3 Seton Hall W, 10-4
 Wright State L, 4-5
 4 Seton Hall L, 2-5
 6 at James Madison W, 14-6
 9 Virginia Tech* L, 8-10 (11)
 10 Virginia Tech* W, 4-3
 11 Virginia Tech* W, 6-5
 13 Marist W, 8-5
 14 Marist W, 10-2
 17 at Florida State* L, 3-12
 18 at Florida State* L, 3-4
 19 at Florida State* L, 5-7
 21 VMI W, 12-3
 23 Clemson* W, 6-3
 24 Clemson* W, 5-1
 25 Clemson* W, 5-3
 27 Towson W, 8-0
 28 Towson W, 19-5
 30 at NC State* L, 1-5
 31 at NC State* W, 5-2

April
 1 at NC State* L, 6-7
 4 James Madison W, 15-5
 7 Wake Forest* W, 9-4
 8 Wake Forest* W, 4-1
 9 Wake Forest* W, 11-2
 11 G. Washington W, 16-4

13 North Carolina* L, 1-2 (10)
 14 North Carolina* L, 2-6
 15 North Carolina* L, 3-5
 17 Richmond W, 7-5
 20 at Duke (13)* L, 3-6
 21 at Duke (13)* W, 12-3
 21 at Duke (13)* W, 10-3
 24 Radford W, 3-2 (11)
 25 at VCU W, 7-5
 28 at Miami* W, 7-3
 29 at Miami* W, 7-4
 30 at Miami* W, 7-4
 May
 1 Mount St. Mary's Cancelled
 9 High Point W, 12-3
 11 Georgia Tech* W, 6-5
 12 Georgia Tech* W, 4-2
 13 Georgia Tech* L, 4-5 (10)
 15 VCU Cancelled
 17 at Maryland* W, 7-6
 18 at Maryland* W, 10-3
 19 at Maryland* L, 5-6
 24 vs. Clemson (4)# W, 3-2
 25 vs. Ga. Tech (4)# L, 5-17 (7)
 26 vs. Florida St. (4)# W, 7-0
 June
 2 Army + W, 9-1
 3 Appalachian St + L, 5-6
 3 Oklahoma + L, 4-5

2013 (50-12)

NCAA CHARLOTTEVILLE REGIONAL CHAMPIONS

COACH: Brian O'Connor

February
 15 at East Carolina W, 14-4
 16 at East Carolina W, 13-9
 18 Saint Peter's W, 9-1
 19 William & Mary W, 11-2
 22 Toledo W, 15-0
 23 Toledo W, 5-0
 24 Toledo W, 6-3
 27 G. Washington W, 11-0
 March
 1 Harvard W, 3-0
 2 Bucknell W, 11-5
 3 Harvard W, 12-4
 3 Bucknell W, 9-1
 9 Maryland* W, 7-6
 9 Maryland* W, 5-0
 10 Maryland* L, 2-4
 13 Liberty W, 7-2
 15 at Clemson* W, 6-5 (11)
 16 at Clemson* L, 6-7
 17 at Clemson* W, 8-5
 19 Yale W, 14-3
 20 Yale W, 10-0
 23 NC State* W, 8-2
 NC State* W, 4-3
 25 NC State* W, 6-3
 27 Towson W, 7-1
 29 Miami* W, 15-4
 30 Miami* W, 8-1
 31 Miami* L, 3-4

April
 2 at Liberty W, 2-0
 3 VMI W, 8-6
 6 at Wake Forest* W, 7-6
 7 at Wake Forest* W, 8-6
 8 at Wake Forest* W, 9-7
 10 Radford L, 8-9
 12 at Georgia Tech* L, 1-2
 13 at Georgia Tech* W, 7-2
 14 at Georgia Tech* L, 2-3 (6)
 17 Old Dominion W, 10-9 (10)
 20 Florida State* W, 9-2
 Florida State* W, 2-0
 21 Florida State* W, 5-2
 23 Richmond W, 6-2
 24 James Madison W, 16-8
 26 at Virginia Tech* W, 15-6
 27 at Virginia Tech* L, 3-5
 at Virginia Tech* L, 6-11
 30 at VCU W, 11-3

May
 10 Duke* W, 6-5
 11 Duke* W, 17-8
 12 Duke* W, 14-6
 15 Duke* W, 17-3
 16 at North Carolina* W, 10-4

17 at North Carolina* L, 5-8
 18 at North Carolina* W, 8-7 (11)
 22 vs. Va. Tech (13)# L, 1-10
 23 vs. Georgia Tech (13)# W, 8-2
 25 vs. Florida St (13)# W, 7-4 (12)
 31 Army + W, 2-1
 June
 1 Elon + W, 2-0
 2 Elon + W, 11-3
 8 Mississippi State^ L, 6-11
 9 Mississippi State^ L, 5-6

2014 (53-16)
NCAA COLLEGE WORLD SERIES RUNNERS-UP

COACH: Brian O'Connor

February
 14 vs. Kentucky (33) L, 3-8
 15 vs. VMI (33) W, 12-0
 16 at UNC Wilmington W, 7-2
 19 at William & Mary W, 17-2
 21 East Carolina W, 3-2
 22 East Carolina W, 4-0
 23 East Carolina W, 6-2
 25 VMI L, 2-3
 March
 1 Monmouth W, 6-3
 2 Monmouth W, 5-3
 Monmouth W, 6-2
 8 at Duke* W, 3-2
 at Duke* L, 2-3
 9 at Duke* W, 2-1
 11 James Madison W, 13-2
 14 Boston College* W, 8-1
 15 Boston College* W, 3-2 (12)
 Boston College* W, 2-1
 19 Towson W, 5-3
 20 Princeton W, 14-4
 22 at Miami* L, 1-7
 23 at Miami* W, 8-3 (11)
 24 at Miami* W, 5-3
 26 Longwood W, 8-1
 28 Virginia Tech* W, 2-1
 29 Virginia Tech* W, 9-2
 30 Virginia Tech* W, 7-4

April
 1 Old Dominion W, 7-1
 2 G. Washington W, 10-0
 4 at Pittsburgh* W, 4-0
 5 at Pittsburgh* L, 1-2
 6 at Pittsburgh* W, 3-0
 8 at James Madison W, 9-3
 11 Clemson* W, 3-2
 12 Clemson* L, 1-7
 13 Clemson* W, 1-0
 16 William & Mary W, 11-2
 18 North Carolina* W, 3-2
 19 North Carolina* W, 3-1
 20 North Carolina* L, 2-4
 22 VCU W, 5-4 (10)

YEAR-BY-YEAR RESULTS

23 Richmond	W, 13-0	28 at Notre Dame*	W, 9-1	28 East Carolina	W, 4-2	2017 (43-16)	19 at Georgia Tech*	W, 16-3	
25 at Florida State*	W, 5-3 (10)	at Notre Dame*	W, 4-2	March		NCAA TOURNAMENT	20 at Georgia Tech*	W, 10-9	
26 at Florida State*	L, 0-7	29 at Notre Dame*	W, 5-4	1 William & Mary	W, 16-8	COACH: Brian O'Connor	25 vs. Duke (38)#	L, 3-4	
27 at Florida State*	W, 4-3	31 at VCU	W, 5-3	4 Monmouth	W, 4-2	February	26 vs. Clemson (38)#	W, 10-2	
29 at Old Dominion	L, 1-8	April		5 Monmouth	W, 11-10 (11)	17 vs. Liberty (34)	W, 10-2	June	
May		1 VMI	L, 6-7	6 Monmouth	L, 4-6	18 at The Citadel	W, 10-6	3 vs. Dallas Bapt (39)+	W, 6-3
7 Liberty	W, 8-2	4 Louisville*	L, 1-8	8 Wagner	W, 6-2	19 vs. Kansas (34)	W, 9-6	4 at TCU+	L, 1-5
9 Georgia Tech*	W, 4-3	5 Louisville*	L, 4-11	9 Wagner	W, 20-7	21 VMI	W, 9-7	5 vs. Dallas Bapt (39)+	L, 8-11
10 Georgia Tech*	W, 4-3 (11)	6 Louisville*	L, 0-4	11 at Duke (13)*	W, 6-0	24 Rutgers	W, 7-3		
11 Georgia Tech*	W, 3-1	8 James Madison	W, 14-1	12 at Duke (13)*	W, 7-6	25 Rutgers	W, 12-4		
13 VCU	W, 12-3	10 at Georgia Tech*	W, 14-4	13 at Duke (13)*	L, 0-3	26 Rutgers	W, 18-2		
16 at Wake Forest*	L, 5-6 (10)	11 at Georgia Tech*	L, 4-11	15 Towson	W, 4-3	28 William & Mary	W, 11-3		
16 at Wake Forest*	W, 7-2	12 at Georgia Tech*	L, 3-4	16 Towson	W, 10-8	March			
17 at Wake Forest*	L, 3-4	15 William & Mary	W, 3-2	18 Wake Forest*	W, 4-0	3 Niagara	W, 5-3		
22 vs. Maryland (4)#	L, 6-7	17 Miami*	W, 5-4	Wake Forest*	W, 6-4	4 La Salle	W, 12-3		
23 vs. North Carolina(4)#	W, 3-2	18 Miami*	W, 5-2	19 Wake Forest*	L, 8-9	4 Niagara	L, 5-8		
24 vs. Florida St (4)#	L, 4-6	19 Miami*	L, 6-8	22 James Madison	W, 15-6	5 La Salle	W, 18-3		
30 Bucknell+	W, 10-1	21 Longwood	W, 14-4	25 at Louisville*	W, 6-3	7 at G. Washington	W, 7-1		
31 Arkansas+	W, 3-0	22 Liberty	W, 5-2	26 at Louisville*	L, 4-11	10 at North Carolina*	L, 4-9		
June		24 at NC State*	W, 8-3	27 at Louisville*	L, 0-15	11 at North Carolina*	W, 2-1		
1 Arkansas+	W, 9-2	26 at NC State*	L, 3-4	30 Old Dominion	L, 4-5	11 at North Carolina*	L, 2-12		
7 Maryland^	L, 4-5	28 at Old Dominion	L, 3-10	April		13 Monmouth	W, 10-0		
8 Maryland^	W, 7-3	May		1 NC State*	L, 7-8	17 at Clemson*	W, 2-0		
9 Maryland^	W, 11-2	8 Duke*	W, 3-1	2 NC State*	W, 5-3	18 at Clemson*	L, 6-7		
15 vs. Ole Miss (32)!	W, 2-1	9 Duke*	L, 7-9	3 NC State*	L, 2-5	19 at Clemson*	L, 1-12		
17 vs. TCU (32)!	W, 3-2 (15)	10 Duke*	W, 4-2	5 at VCU	L, 5-7	21 Towson	W, 3-2		
20 vs. Ole Miss (32)!	W, 4-1	12 Richmond	W, 8-6	6 G. Washington	W, 15-3	22 Towson	W, 8-4		
23 vs. Vanderbilt (32)!	L, 8-9	14 at North Carolina*	W, 2-1 (10)	8 at Boston College *	W, 3-0	24 Duke*	L, 3-19		
24 vs. Vanderbilt (32)!	W, 7-2	15 at North Carolina*	W, 6-2	9 at Boston College *	L, 2-3	25 Duke *	W, 13-6		
25 vs. Vanderbilt (32)!	L, 2-3	16 at North Carolina*	W, 8-2	10 at Boston College *	L, 4-5 (13)	26 Duke*	W, 13-6		
2015 (44-24)		19 vs. Georgia Tech (13) #	W, 11-0 (7)	13 Longwood	W, 9-4	29 at VCU	W, 4-2		
NCAA CHAMPIONS		20 vs. Miami (13)#	L, 5-9	15 North Carolina*	W, 7-4	31 Louisville*	L, 2-5		
COACH: Brian O'Connor		22 vs. Notre Dame (13) #	L, 2-8	16 North Carolina*	L, 1-8	April			
February		23 vs. NC State (13) #	L, 2-10	17 North Carolina*	W, 15-9	1 Louisville*	W, 11-2		
13 at East Carolina	W, 3-1	29 vs. USC (37)+	W, 6-1	19 Radford	W, 11-3	2 Louisville*	L, 3-4		
14 at East Carolina	W, 9-2	30 vs. San Diego St. (37)+	W, 3-1	20 VCU	L, 5-11	4 Old Dominion	W, 18-5		
at East Carolina	W, 4-2	31 vs. USC (37)+	W, 14-10 (11)	22 at Miami*	W, 6-5	5 G. Washington	W, 11-1		
20 vs. Marist (34)	W, 9-1	June		23 at Miami*	L, 2-9	7 Pittsburgh*	W, 12-1		
21 vs. La Salle (34)	W, 8-3	5 Maryland^	W, 5-3	24 at Miami*	W, 7-3	8 Pittsburgh*	W, 5-2		
vs. Marist (34)	W, 7-2	6 Maryland^	W, 5-4	26 at Old Dominion	W, 7-3	9 Pittsburgh*	W, 4-3		
22 vs. Marist (34)	W, 5-4 (18)	13 vs. Arkansas (32)!	W, 5-3	30 at Pittsburgh*	W, 5-1	11 VCU	W, 10-9		
27 vs. Hartford (35)	W, 5-1	15 vs. Florida (32)!	W, 1-0	at Pittsburgh*	W, 7-6	13 at Virginia Tech*	W, 9-4		
28 vs. Seton Hall (35)	W, 4-1	19 vs. Florida (32)!	L, 5-10	May		14 at Virginia Tech*	W, 3-2 (10)		
March		20 vs. Florida (32)!	W, 5-4	1 at Pittsburgh*	W, 9-1	15 at Virginia Tech*	L, 5-7		
1 vs. Cornell (35)	W, 5-4	22 vs. Vanderbilt (32)!	L, 1-5	3 at Liberty	W, 7-3	18 Longwood	W, 13-2		
7 vs. Pittsburgh* (36)	L, 0-1	23 vs. Vanderbilt (32)!	W, 3-0	13 Georgia Tech*	W, 6-3	19 James Madison	W, 7-2		
vs. Pittsburgh* (36)	W, 2-1	24 vs. Vanderbilt (32)!	W, 4-2	14 Georgia Tech*	W, 9-4	21 Notre Dame*	W, 14-4		
8 vs. Pittsburgh* (36)	W, 10-3	2016 (38-22)		15 Georgia Tech*	L, 4-5	21 Notre Dame*	L, 2-8		
11 Old Dominion	L, 5-14	NCAA TOURNAMENT		19 Virginia Tech*	W, 8-3	22 Notre Dame*	W, 9-0		
13 at Virginia Tech*	L, 1-2	COACH: Brian O'Connor		20 Virginia Tech*	W, 7-6	28 at Florida State*	L, 4-6		
14 at Virginia Tech*	L, 1-3	February		21 Virginia Tech*	W, 4-1	29 at Florida State*	W, 8-0		
15 at Virginia Tech*	L, 5-6	19 vs. Kent St. (35)	W, 8-6	26 vs. Clemson (13)#	L, 4-5	30 at Florida State*	W, 7-5		
17 Towson	W, 8-0	20 vs. Appalach. St (35)	W, 8-0	27 vs. Wake (13)#	L, 9-10	May			
20 Florida State*	W, 8-4	21 at Coastal Carolina	L, 4-5	28 vs. Louisville (13)#	W, 7-2	2 Liberty	W, 8-7		
21 Florida State*	L, 10-12	23 VMI	W, 18-1	June		13 Miami*	L, 1-5		
22 Florida State*	L, 1-13	26 East Carolina	L, 5-8 (10)	3 William & Mary+	W, 17-4	13 Miami*	W, 13-6		
24 Georgetown	L, 0-1	27 East Carolina	L, 1-6	4 East Carolina+	L, 6-8	14 Miami*	W, 7-4		
25 at Liberty	W, 10-7			5 William & Mary+	L, 4-5	16 Richmond	W, 8-3		
						18 at Georgia Tech*	L, 7-14		



2014 COLLEGE WORLD SERIES



2015 NATIONAL CHAMPIONS

YEAR-BY-YEAR RESULTS

2018 (29-25)

COACH: Brian O'Connor

February
 16 at UCF L, 3-6
 17 vs. Samford (40) W, 10-4
 18 vs. Rice (40) W, 3-0
 20 VMI L, 4-9
 23 Eastern Kentucky L, 6-7
 24 Eastern Kentucky W, 12-3
 25 Eastern Kentucky W, 13-1
 27 VMI W, 10-9
 28 William & Mary W, 4-3 (11)
 March
 3 Yale W, 5-4
 3 Yale L, 4-11
 4 Yale W, 7-6
 6 Davidson W, 12-1
 9 at Duke* L, 3-6
 10 at Duke* W, 3-0
 10 at Duke* L, 2-3 (11)
 14 James Madison W, 3-2
 16 Boston College* L, 2-6
 17 Boston College* W, 7-3
 18 Boston College* W, 10-9 (10)
 23 at Miami* L, 2-3 (11)
 24 at Miami* L, 0-1
 25 at Miami* L, 1-8
 27 Longwood W, 6-0
 28 at VCU L, 3-11
 30 at Pittsburgh* W, 10-7
 31 at Pittsburgh* L, 5-7
 April
 1 at Pittsburgh* L, 1-4
 3 Old Dominion W, 4-0
 6 Virginia Tech* W, 9-0
 6 Virginia Tech* L, 4-5
 8 Virginia Tech* W, 6-5
 11 Radford W, 12-4
 13 North Carolina* W, 4-0
 14 North Carolina* L, 6-8
 14 North Carolina* L, 6-12
 17 G. Washington W, 3-2 (12)
 18 Liberty W, 14-3
 20 at Louisville* L, 4-5
 21 at Louisville* W, 5-4
 22 at Louisville* W, 2-1
 27 Clemson* L, 2-3
 28 Clemson* L, 4-5
 29 Clemson* L, 8-9
 May
 1 VCU W, 2-0
 11 Georgia Tech* W, 8-6
 12 Georgia Tech* L, 1-5
 14 Georgia Tech* W, 8-4
 15 Richmond L, 3-11
 17 at Wake Forest* L, 4-7
 18 at Wake Forest* W, 15-3
 19 at Wake Forest* L, 12-18
 22 vs. Fl. State (13)# L, 2-3 (11)
 24 vs. NC State (13)# W, 4-2

2019 (32-24)

COACH: Brian O'Connor

February
 15 vs. Vanderbilt (41) L, 9-15
 16 vs. TCU (41) L, 4-9
 17 vs. Cal State Fullerton (41) L, 5-6
 19 VMI W, 9-0
 22 Villanova W, 7-2
 22 Villanova W, 7-3
 24 Villanova W, 10-2
 26 William & Mary L, 3-9
 March
 2 Seton Hall L, 0-3
 2 Seton Hall W, 4-0
 4 Wagner W, 14-0
 6 Wagner W, 18-9
 9 Duke* W, 11-3
 10 Duke* L, 1-2
 10 Duke* L, 6-8
 13 at Liberty L, 5-14
 15 at Georgia Tech* W, 9-8
 16 at Georgia Tech* L, 3-7
 17 at Georgia Tech* L, 5-6
 20 UConn W, 6-3
 22 Pittsburgh* W, 13-3
 23 Pittsburgh* W, 7-5
 24 Pittsburgh* W, 5-2
 26 Longwood W, 13-4
 27 Richmond W, 5-1
 29 at NC State* W, 4-3
 30 at NC State* L, 0-3
 31 at NC State* L, 7-8
 April
 2 Old Dominion W, 4-2
 5 at Notre Dame* L, 2-5
 6 at Notre Dame* W, 12-7
 6 at Notre Dame* W, 6-5
 9 at James Madison W, 9-3
 10 Norfolk State W, 14-4
 12 Miami* L, 6-9
 13 Miami* L, 1-2
 14 Miami* L, 1-3
 16 Radford W, 6-3
 18 Florida State* L, 2-14
 19 Florida State* L, 3-5
 20 Florida State* W, 13-3
 23 Liberty W, 6-3
 24 James Madison W, 2-1
 26 at North Carolina* W, 12-5
 27 at North Carolina* L, 4-5
 28 at North Carolina* L, 4-5
 30 at VCU W, 3-2
 May
 10 Louisville* L, 7-15
 10 Louisville* W, 10-2
 11 Louisville* W, 12-6
 14 VCU W, 8-7
 16 at Virginia Tech* W, 8-6 (11)
 17 at Virginia Tech* W, 5-3
 18 at Virginia Tech* L, 4-8

22 vs. North Carolina (13)# L, 2-3 (10)
 23 vs. Miami (13)# L, 3-10

2020 (14-4)

COACH: Brian O'Connor

February
 14 vs. Oklahoma (42) W, 6-0
 15 vs. Oklahoma (42) L, 2-7
 vs. Oklahoma (42) L, 1-5
 19 VMI W, 4-3
 21 Bucknell W, 6-5
 22 Bucknell W, 14-3
 Bucknell L, 10-14
 23 Bucknell W, 12-3
 25 William & Mary W, 8-5
 28 Dartmouth W, 20-1
 29 Dartmouth W, 12-4
 March
 1 Dartmouth W, 4-3
 3 Richmond W, 16-7
 6 NC State* W, 7-3
 7 NC State* L, 2-6
 8 NC State* W, 10-3
 10 UMass-Lowell 24-5
 11 UMass-Lowell W, 4-3
 *Season canceled due to COVID-19
 Pandemic

KEY

- 1 - Norfolk, Va.
- 2 - Washington, D.C.
- 3 - Annapolis, Md.
- 4 - Greensboro, N.C.
- 5 - Richmond, Va.
- 6 - Gastonia, N.C.
- 7 - Front Royal, Va.
- 8 - Statesboro, Ga.
- 9 - East Carolina University
- 10 - Chapel Hill, N.C.
- 11 - Rollins College, Orlando, Fla.
- 12 - Madison, Va.
- 13 - Durham, N.C.
- 14 - Greenville, S.C.
- 15 - Clemson, S.C.
- 16 - Auburn, Ala.
- 17 - Jacksonville, Fla.
- 18 - Lynchburg, Va.
- 19 - Pulaski, Va.
- 20 - Florida A&M, Tallahassee, Fla.
- 21 - Prince William, Va.
- 22 - Salem, Va.
- 23 - Tuscaloosa, Ala.
- 24 - Fort Mill, S.C.
- 25 - St. Petersburg, Fla.
- 26 - Corvallis, Ore.
- 27 - Atlanta, Ga.
- 28 - Coral Gables, Fla.
- 29 - Fullerton, Calif.
- 30 - Irvine, Calif.
- 31 - Oxford, Miss.
- 32 - Omaha, Neb.
- 33 - Wilmington, N.C.
- 34 - Charleston, S.C.
- 35 - Myrtle Beach, S.C.
- 36 - Cary, N.C.
- 37 - Lake Elsinore, Calif.
- 38 - Louisville, Ky.
- 39 - Fort Worth, Texas
- 40 - Orlando, Florida
- 41 - Scottsdale, Ariz.
- 42 - Pensacola, Fla.

* ACC Game
 # ACC Tournament
 + NCAA Regional
 ^ NCAA Super Regional
 ! College World Series

GAME-BY-GAME SERIES HISTORY VS ACC, 2021 OPPONENTS

BOSTON COLLEGE (21-6)
H: 14-1 | A: 7-4 | N: 0-1
UNDER BOC: 21-6

4/14/2006	H	W	8-3
4/15/2006	H	W	5-4
4/16/2006	H	W	5-0
5/17/2007	A	W	5-4 (10)
5/18/2007	A	W	11-3
3/21/2008	H	W	7-3
3/22/2008	H	W	5-4 (10)
3/23/2008	H	W	8-6
4/17/2009	A	W	8-3
4/18/2009	A	L	6-9
4/19/2009	A	W	2-0
3/19/2010	H	W	7-1
3/20/2010	H	W	4-3
3/21/2010	H	W	11-1
4/29/2011	A	W	17-0
4/30/2011	A	L	4-5 (11)
5/1/2011	A	W	4-0
2/17/2012 (41)	L	3-5	
3/14/2014	H	W	8-3
3/15/2014	H	W	3-2 (12)
3/15/2014	H	W	2-1
4/8/2016	A	W	3-0
4/9/2016	A	L	2-3
4/10/2016	A	L	4-5 (13)
3/16/2018	H	L	2-6
3/17/2018	H	W	7-3
3/18/2018	H	W	10-9 (10)

CLEMSON (56-108)
H: 32-44 | A: 16-56 | N: 7-9
UNDER BOC: 27-12

4/7/1955	A	L	2-3
4/8/1955	A	L	9-11
3/30/1956	H	W	7-3
3/31/1956	H	W	9-6
3/29/1957	A	W	6-2
5/11/1957	H	W	8-3
4/4/1958	A	L	1-10
4/14/1958	H	L	4-10
3/27/1959	A	L	1-13
4/15/1959	H	W	4-3
4/8/1960	A	L	5-15
4/19/1960	H	L	2-6
4/1/1961	A	L	9-23
4/22/1961	H	L	6-10
4/16/1962	H	L	2-11 (7)
4/16/1962	H	W	7-5
4/12/1963	H	W	5-4
4/13/1963	H	L	4-9
3/27/1964	A	L	1-9
3/28/1964	A	W	11-9
4/19/1965	H	L	2-5
4/20/1965	H	W	1-0
4/11/1966	A	L	4-8
4/12/1966	A	L	3-18
5/10/1967	H	W	7-2
5/11/1967	H	W	2-0
3/29/1968	A	L	4-6
4/11/1969	A	L	5-12
4/11/1969	A	L	3-9
5/16/1969	H	W	2-0
4/19/1970	H	L	3-5 (7)
4/19/1970	H	W	3-1 (7)
5/8/1970	A	L	2-6
5/6/1971	A	W	16-5
5/7/1971	A	L	2-7
5/6/1972	H	W	4-3
5/6/1972	H	W	5-2
5/7/1972	H	W	5-2
4/6/1973	A	W	6-4
4/15/1973	H	L	3-11
4/20-22/73*	H	L	1-3
4/19/1974	A	L	2-3 (16)
4/19/1974	A	W	4-1
4/26/1974#	H	W	3-2
4/28/1974#	H	L	6-9
4/4/1975	A	L	2-4
4/18/1975	H	L	3-6
4/16/1976	A	L	0-9
4/17/1976	A	L	0-9
4/16/1977	H	L	3-8
4/17/1977	H	L	4-26
3/16/1978	A	L	4-4
3/17/1978	A	L	3-4
4/25/1979	H	L	4-10

4/17/1980	A	L	1-3
4/18/1980	A	L	5-6
4/18/1981	H	L	7-11
4/19/1981	H	L	5-11
4/17/1982	A	L	1-9
4/18/1982	A	L	6-17
4/22/1982	A	W	6-4
4/14/1983	H	L	1-8
4/20/1983#	(10)	L	5-12
3/15/1984	A	L	2-6
3/16/1984	A	L	2-7
4/19/1984#	(13)	L	6-7
3/28/1985	H	W	19-1
4/20/1985#	(27)	L	8-10
3/12/1986	A	L	4-15
3/13/1987	A	L	4-6
3/14/1987	A	L	2-9
4/13/1987	H	L	4-11
3/12/1988	A	L	6-9
5/2/1988	H	L	3-8
5/3/1988	H	L	0-6
3/11/1989	A	L	4-10
3/12/1989	A	L	2-8
4/14/1989	H	L	0-8
4/20/1990	H	L	6-12
4/21/1990	H	L	3-19
4/22/1990	H	L	0-8
5/13/1990#	(14)	L	3-7
3/15/1991	A	L	2-5
3/16/1991	A	L	1-15
3/17/1991	A	L	8-12
5/14/1991#	(14)	L	4-7 (11)
3/20/1992	H	L	6-8
3/21/1992	H	L	3-5
3/22/1992	H	L	2-8
5/9/1992#	(14)	L	2-3 (10)
3/12/1993	A	L	1-15
4/1/1994	H	L	2-3
4/2/1994	H	L	6-11
4/3/1994	H	L	4-11
4/7/1995	A	L	4-5
4/8/1995	A	L	0-9
4/9/1995	A	L	2-5
3/29/1996	H	L	1-8
3/30/1996	H	W	2-3
3/31/1996	H	L	3-9
5/17/1996#	(13)	W	4-2
3/14/1997	A	L	2-3
3/15/1997	A	L	1-6
3/16/1997	A	L	3-7
4/3/1998	H	L	7-9
4/4/1998	H	W	7-6
4/5/1998	H	L	6-15
5/1/1999	A	W	9-3
5/1/1999	A	L	4-5 (11)
5/2/1999	A	L	5-12
5/13/2000	H	L	7-9
5/13/2000	H	W	11-0
5/14/2000	H	L	9-20
5/17/2000#	(24)	L	5-9
5/20/2000#	(24)	L	5-12
5/12/2001	A	L	1-8
5/12/2001	A	L	1-17
5/13/2001	A	L	4-5
5/16/2001#	(24)	W	7-3
5/11/2002	H	L	4-15
5/12/2002	H	L	2-15
5/13/2002	H	L	3-5
4/4/2003	A	L	4-9
4/5/2003	A	W	4-1
4/6/2003	A	L	2-9
4/9/2004	H	W	5-1
4/10/2004	H	W	4-3
4/10/2004	H	W	3-1
4/15/2005	A	L	4-13
4/16/2005	A	L	2-3
4/17/2005	A	W	9-2
5/25/2005#	(17)	W	8-1
5/28/2005#	(17)	W	5-4
3/17/2006	H	W	2-1
3/18/2006	H	W	10-2
3/19/2006	H	W	7-4
4/20/2007	A	W	5-3
4/21/2007	A	W	3-0
4/22/2007	A	L	1-2
5/21/2009	(13)	W	6-5
3/26/2010	H	W	4-3
3/27/2010	H	L	5-8

CONNECTICUT (4-2)
H: 1-0 | A: 0-0 | N: 3-1
UNKNOWN: 0-1
UNDER BOC: 1-0

4/9/1963	L	1-10
3/13/1981	N9	W 9-2
3/14/1981	N9	L 4-5
3/15/1986	N9	W 12-2 (7)
3/15/1986	N9	W 8-6 (7)
2/20/2019	H	W 6-3

DUKE (102-62-1)
H: 52-10 | A: 38-25 | N: 1-6
UNKNOWN: 11-21-1
UNDER BOC: 35-16

1926	W	8-2
1928	L	0-11
1929	L	2-12
1930	L	8-15
1947	W	3-2
5/7/1955	L	12-16
4/14/1956	L	2-8
5/8/1956	L	0-10
4/20/1957	L	1-2
5/4/1957	L	1-8
4/8/1958	L	4-5
4/24/1959	W	8-3
5/16/1959	L	6-14
4/15/1960	T	7-7
5/10/1960	L	1-5 (8)
5/10/1960	L	0-6 (7)
4/15/1961	L	2-9
5/19/1961	L	1-5
4/28/1962	L	2-9
5/10/1962	W	11-9
4/20/1963	L	5-7
5/11/1963	L	6-8
4/18/1964	W	5-0
5/8/1964	W	2-1
4/9/1965	W	3-1
4/30/1965	W	8-3
4/16/1966	L	1-3 (11)
4/29/1966	L	0-4
4/8/1967	W	6-4
4/21/1967	W	10-3
4/12/1968	L	1-6
4/12/1968	L	3-6
5/3/1968	W	6-2
4/17/1969	A	W 8-1
4/17/1969	A	L 0-1
5/2/1969	H	W 6-1
4/10/1970	A	L 5-8
5/2/1970	H	W 6-1 (7)
5/2/1970	H	W 5-1 (7)
4/9/1971	A	W 3-0
5/2/1971	A	W 3-0
4/15/1972	H	L 2-4
4/30/1972	A	W 4-3
4/14/1973	H	W 8-0
4/14/1973	H	W 6-3
4/7/1974	H	W 12-1
4/20/1974	A	W 2-1
6/6/1975	A	W 7-3
4/19/1975	H	W 13-9

4/4/1976	H	W	4-3 (11)
4/5/1976	H	W	6-3
4/7/1978	H	W	6-5
4/9/1978	A	L	5-6
3/31/1979	A	L	8-9
3/31/1979	A	W	5-2
4/6/1980	H	W	7-5
3/22/1981	A	L	5-6
4/11/1981	H	W	9-5
4/21/1981	(10)	L	3-4
3/31/1984	H	W	5-3
4/7/1984	A	W	5-3
4/6/1985	A	W	19-8
4/14/1985	H	W	8-2
4/12/1986	H	W	11-8
4/19/1986	A	W	5-2
5/14/1987#	(15)	L	0-5
4/2/1988	H	W	9-5 (7)
4/2/1988	H	W	2-1 (8)
4/24/1988	A	W	21-15
5/12/1988#	(14)	W	7-1
3/25/1989	A	W	7-0
3/25/1989	A	W	4-3
4/23/1989	H	W	7-4
4/1/1990	A	L	4-7
4/1/1990	A	W	9-8
3/30/1991	H	W	5-4
3/31/1991	H	W	5-4 (7)
3/31/1991	H	W	10-7 (7)
3/27/1992	A	W	4-2 (10)
3/28/1992	A	L	3-8
3/29/1992	A	L	1-3
5/10/1992#	(14)	L	9-12
4/29/1993	H	W	1-0
4/30/1993	H	L	3-4
5/1/1993	H	W	5-1
4/22/1994	A	L	1-6
4/23/1994	A	L	8-10
3/24/1994	A	L	12-13
4/27/1995	H	W	8-7
4/28/1995	H	W	5-1
4/29/1995	H	W	4-3
4/5/1996	A	W	3-2
4/6/1996	A	L	3-5
4/7/1996	A	L	0-3 (7)
4/25/1997	H	L	1-4
4/26/1997	H	W	3-0
5/15/1997#	(25)	L	3-16
3/13/1998	A	L	4-7
3/14/1998	A	L	10-13
3/15/1998	A	L	6-9
3/19/1999	H	W	15-5
3/20/1999	H	W	15-3
4/7/2000	A	W	10-4
4/8/2000	A	W	12-3
4/9/2000	A	L	1-10
3/16/2001	H	W	4-3
3/17/2001	H	L	11-12
3/18/2001	H	W	14-5
3/22/2002	A	W	6-4 (10)
3/23/2002	A	W	8-3
3/24/2002	A	W	9-5
3/21/2003	H	W	13-1
3/22/2003	H	W	9-2
3/23/2003	H	W	6-0
4/2/2004	A	W	8-1
4/3/2004	A	W	6-5
4/4/2004	A	W	3-1
5/26/2004#	(22)	L	4-6
5/19/2005	H	W	7-1
5/20/2005	H	W	7-2
5/21/2005	H	W	10-4
4/7/2006	A	L	3-4
4/8/2006	A	W	7-3
4/9/2006	A	W	6-4
4/6/2007	H	W	4-0
4/7/2007	H	L	9-13
4/8/2007	H	W	8-1
3/14/2008	A	L	8-9
3/15/2008	A	W	10-1
3/16/2008	A	L	1-4
5/8/2009	H	L	4-11
5/9/2009	H	W	10-9
5/10/2009	H	W	12-1
5/23/2009	A	W	11-7
4/30/2010	A	W	12-3
5/1/2010	A	W	11-1
5/2/2010	A	W	10-6

4/15/2011	H	W	10-0
4/17/2011	H	W	3-2 (11)
4/17/2011	H	W	18-4
4/20/2012	A	L	3-6
4/21/2012	A	W	12-3
4			

GAME-BY-GAME SERIES HISTORY VS ACC, 2021 OPPONENTS

5/24/2009# (13)	W	6-3
3/12/2010	A	W 5-0
3/13/2010	A	W 9-8
3/14/2010	A	L 8-9
3/27/2010# (4)	L	4-11
3/18/2011	H	W 4-3 (11)
3/19/2011	H	W 5-4 (11)
3/20/2011	H	L 11-12 (10)
5/29/2011 (13)	W	7-2
3/17/2012	A	L 3-12
3/18/2012	A	L 3-4
3/19/2012	A	L 5-7
5/26/2012 (4)	W	7-0
4/20/2013	H	W 9-2
4/20/2013	H	W 2-0
4/21/2013	H	W 5-2
5/25/2013 (13)	W	7-4 (12)
4/25/2014	A	W 5-3
4/26/2014	A	L 0-7
4/27/2014	A	W 4-3
5/24/2014 # (4)	L	4-6
3/20/2015	H	W 8-4
3/21/2015	H	L 10-12
3/22/2015	H	L 1-13
4/28/2017	A	L 4-6
4/29/2017	A	W 8-0
4/30/2017	A	W 7-5
5/22/2018 # (13)	L	2-3 (11)
4/18/2019	H	L 2-14
4/20/2019	H	L 3-5
4/20/2019	H	W 13-3

GEORGE WASHINGTON (25-12)

H: 16-3 | A: 3-1 | N: 0-1 |

UNKNOWN: 6-7

UNDER BOC: 14-1

4/19/1905	H	W 22-1
5/9/1906	H	L 2-3
4/16/1907	H	W 8-1
1941	L	2-8
1942	L	5-6
1947	W	16-6
1947	W	9-7
4/17/1948	A	L 5-6
1950	W	8-1
1950	L	0-2
1951	W	23-7
1952	L	7-14
1952	L	5-12
4/14/1953	L	7-8
4/4/1953	W	5-1
4/23/1954	W	10-7
5/5/1954	L	1-5
3/29/1969	A	W 16-14
3/23/1984	H	W 16-15
3/27/1986	H	L 10-11
2/28/1988 (9)	L	6-12 (7)
4/30/1996	A	W 3-0
2/28/2006	H	W 11-5
2/17/2007	H	W 11-0
2/18/2007	H	W 11-1
2/19/2007	H	W 15-2
3/26/2008	H	L 5-17
3/4/2009	H	W 17-4
2/24/2010	H	W 5-2
3/29/2011	H	W 2-0
4/11/2012	H	W 16-4
2/27/2013	H	W 11-0
4/2/2014	H	W 10-0
4/6/2016	H	W 15-3
3/7/2017	A	W 7-1
4/5/2017	H	W 11-1
4/17/2018	H	W 3-2 (12)

GEORGIA TECH (57-75-2)

H: 31-27 | A: 21-41-2 | N: 5-7

UNDER BOC: 31-20-1

4/28/1924	H	W 8-4
4/29/1924	H	L 1-3
5/6/1924	A	W 7-4
4/30/1926	H	W 7-6
4/2/1926	H	L 6-7
4/2/1973	A	W 6-4
4/3/1973	A	T 11-11
3/4/1974	A	W 14-6
3/5/1974	A	L 2-4
3/7/1974	A	L 3-8
3/6/1976	A	W 9-7
3/7/1976	A	L 2-3

4/19/1980	A	W 5-4
4/20/1980	A	W 10-8
4/16/1981	H	W 11-1
4/17/1981	H	W 10-8
4/22/1981 # (10)	L	2-5
4/16/1982	A	L 4-6 (7)
4/16/1982	A	L 2-12 (7)
3/22/1983	H	L 8-19
3/23/1983	H	W 15-2
4/21/1983 # (10)	W	8-1
3/9/1984	A	L 2-7
3/10/1984	A	W 13-1
3/30/1985	H	L 4-8
3/31/1985	H	W 9-4
3/8/1986	A	L 7-9
3/9/1986	A	L 4-18
3/12/1987	A	L 2-18
3/28/1987	H	W 3-2
3/29/1987	H	W 19-3
3/19/1988	A	L 10-11 (10)
3/20/1988	A	W 12-9
3/27/1988	H	L 2-13
5/14/1988 # (14)	L	4-5
3/10/1989	A	L 0-18
4/16/1989	H	L 2-3
4/16/1989	H	L 2-6
5/13/1989 # (14)	L	0-3
3/9/1990	A	L 6-17
3/10/1990	A	L 4-9
3/11/1990	A	L 6-13
3/25/1991	H	W 6-5
3/26/1991	H	L 1-11
3/27/1991	H	L 0-13
5/13/1991 # (14)	L	3-9
3/13/1992	A	L 3-4 (7)
3/13/1992	A	L 4-10 (7)
3/14/1992	A	L 4-5 (10)
3/26/1993	H	L 3-6 (10)
3/28/1993	H	W 3-2 (7)
3/28/1993	H	L 5-7 (7)
3/11/1994	A	L 1-4
3/1/1994	A	L 2-6
3/13/1994	A	L 6-7
4/21/1995	H	W 2-1
4/22/1995	H	L 13-18
4/23/1995	H	W 4-1
5/18/1995 # (14)	L	2-3
3/16/1996	A	L 6-7
3/16/1996	A	L 4-5
3/17/1996	A	L 5-13
5/18/1996 # (13)	W	8-4
4/13/1997	H	L 2-8
4/13/1997	H	L 2-4 (7)
4/13/1997	H	W 10-8 (7)
3/6/1998	A	L 3-5
3/7/1998	A	L 4-27
4/2/1999	H	W 7-6 (14)
4/3/1999	H	L 6-7
4/4/1999	H	W 6-5
4/14/2000	A	L 4-8
4/15/2000	A	L 1-5
4/16/2000	A	L 6-12
3/30/2001	H	W 3-1
3/31/2001	H	L 3-10
4/1/2001	H	L 9-13
4/26/2002	A	W 5-1
4/27/2002	A	L 2-3 (12)
4/28/2002	A	L 3-9
5/9/2003	H	L 0-7
5/10/2003	H	L 2-5
5/11/2003	H	L 0-1
3/12/2004	A	W 4-3
3/13/2004	A	W 2-1
3/14/2004	A	W 8-5 (10)
4/22/2005	H	W 4-2
4/23/2005	H	W 9-2
4/24/2005	H	W 2-1
5/29/2005 # (17)	L	3-4
3/10/2006	A	L 2-8
3/11/2006	A	L 6-7
3/12/2006	A	W 6-3
4/13/2007	H	L 1-2 (11)
4/14/2007	H	W 7-6
5/24/2007 # (17)	W	4-1
5/15/2008	H	W 4-2
5/16/2008	H	L 8-14
5/17/2008	H	L 7-9
4/11/2009	A	L 6-7

4/11/2009	A	W 11-10
4/12/2009	A	T 4-4
4/9/2010	H	W 7-4
4/10/2010	H	L 7-9
4/11/2010	H	W 9-1
4/8/2011	A	W 6-2
4/9/2011	A	W 12-9
4/10/2011	A	L 8-10
5/11/2012	H	W 6-5
5/12/2012	H	W 4-2
5/13/2012	H	L 4-5 (10)
5/25/2012 # (4)	L	17-5 (7)
4/12/2013	A	L 1-2
4/13/2013	A	W 7-2
4/14/2013	A	L 2-3 (6)
5/23/2013# (13)	W	8-2
5/9/2014	H	W 4-3
5/10/2014	H	W 4-3 (11)
5/11/2014	H	W 3-1
4/10/2015	A	W 14-4
4/11/2015	A	L 4-11
4/12/2015	A	L 3-4
5/19/2015# (4)	W	11-0 (7)
5/13/2016	H	W 6-3
5/14/2016	H	W 9-4
5/15/2016	H	L 4-5
5/18/2017	A	L 7-14
5/19/2017	A	W 16-3
5/20/2017	A	W 10-9
5/11/2018	H	W 8-6
5/12/2018	H	L 1-5
5/14/2018	H	W 8-4
3/15/2019	A	W 9-8
3/16/2019	A	L 3-7
3/17/2019	A	L 5-6

LIBERTY (39-21-1)

H: 25-9-1 | A: 13-12 | N: 1-0

UNDER BOC: 15-2

3/16/1976	H	W 16-6
3/30/1977	A	L 2-3
4/6/1978	H	W 5-1
4/29/1981	A	L 6-9
5/5/1981	H	L 4-10
4/13/1982	H	W 26-5
5/4/1982	A	L 10-12
3/7/1984	H	W 4-3
4/1/1985	H	L 14-16
4/29/1985	A	W 5-3
3/24/1986	H	L 5-9
4/29/1986	A	L 2-3
3/2/1987	A	L 3-5
4/20/1987	H	W 8-6
4/21/1988	H	W 11-2
4/3/1989	A	W 10-7
4/21/1989	H	W 15-3
2/28/1990	H	W 17-5
4/30/1990	A	L 0-4
2/25/1991	H	T 5-5 (7)
4/18/1991	A	L 2-6
3/2/1992	A	W 13-5
3/19/1992	H	L 5-6
3/10/1993	A	W 6-2
3/31/1993	H	W 4-2
4/28/1994	H	L 6-7 (10)
5/3/1994	H	W 4-1
3/2/1995	H	L 3-5
5/1/1995	A	W 13-1
2/28/1996	H	W 7-2
3/6/1996	A	L 4-5
3/4/1997	H	W 8-5
3/10/1998	A	W 11-8
3/11/1998	H	W 8-4
3/23/1999	A	L 4-5
4/27/1999	H	W 11-6
2/23/2000	A	L 5-6
2/25/2000	H	L 6-9 (8)
3/1/2001	A	W 13-10
4/10/2001	H	L 4-5 (11)
3/5/2002	A	L 7-9
4/23/2002	H	W 5-3
2/24/2003	A	W 15-5
4/2/2003	H	W 3-0
5/18/2004	A	W 6-4
5/19/2004	H	W 5-4
4/5/2005	A	W 10-2
4/9/2008	H	W 7-3
4/28/2009	H	W 5-2

2/28/2012	H	L 0-8
3/13/2013	H	W 7-2
4/2/2013	A	W 2-0
5/7/2014	H	W 8-2
3/25/2015	A	W 10-7
4/22/2015	H	W 5-2
5/3/2016	A	W 7-3
2/17/2017 (36)	W	10-2
5/2/2017	H	W 8-7
4/18/2018	H	W 14-3
3/13/2019	A	L 5-14
4/23/2019	H	W 6-3

LOUISVILLE (7-9)

H: 1-5 | A: 5-4 | N: 1-0

UNDER BOC: 7-9

4/4/2015	H	L 1-8
4/5/2015	H	L 4-11
4/6/2015	H	L 0-4
3/25/2016	A	W 6-3
3/26/2016	A	L 4-11
3/27/2016	A	L 0-15
5/28/2016# (13)	W	7-2
3/31/2017	H	L 2-5
4/1/2017	H	W 11-2
4/2/2017	H	L 3-4
4/20/2018	A	L 4-5
4/21/2018	A	W 5-4
4/22/2018	A	W 2-1
5/10/2019	A	L 7-15
5/10/2019	A	W 10-2
5/11/2019	A	W 12-6

MIAMI (FLA.) (28-32)

H: 13-14 | A: 13-14 | N: 2-4

UNDER BOC: 26-27

5/25/1985 + (28)	L	6-11
3/27/2001	A	W 5-0
3/28/2001	A	L 1-5
3/29/2001	A	L 6-12
4/11/2003	H	L 1-6
4/12/2003	H	L 4-10
4/13/2003	H	W 17-2 (7)
4/23/2004	A	L 0-8
4/24/2004	A	L 3-22
4/25/2004	A	W 4-3
5/13/2005	H	L 6-7
5/14/2005	H	L 0-1
5/15/2005	H	W 4-3
4/21/2006	A	W 8-2
4/22/2006	A	W 15-7
4/23/2006	A	L 8-9 (10)
3/23/2007	H	W 4-1
3/24/2007	H	W 3-0
3/25/2007	H	L 2-4
3/25/2008	A	L 0-1
3/26/2008	A	L 3-4 (10)
3/27/2008	A	L 0-10
5/25/2008 # (17)	L	4-8
3/20/2009	H	W 9-4
3/21/2009	H	L 3-4
3/22/2009	H	L 5-7 (8)
5/20/2010	A	L 4-5 (11)
5/21/2010	A	W 3-1
5/22/2010	A	W 7-4
5/29/2010 # (4)	W	12-8
5/13/2011	H	L 2-6
5/14/2011	H	W 3-2
5/15/2011	H	W 5-4
5/27/2011 # (13)	W	6-4
4/28/2012	A	W 7-3
4/29/2012	A	W 7-4
4/30/2012	A	W 7-4
3/29/2013	H	W 15-4
3/30/2013	H	W 8-1
3/31/2013	H	L 3-4
3/22/2014	A	L 1-7
3/23/2014	A	W 8-3 (11)
3/24/2014	A	W 5-3
4/17/2015	H	W 5-4
4/18/2015	H	W 5-2
4/19/2015	H	L 6-8
5/20/2015 # (4)	L	5-9
4/22/2016	A	W

GAME-BY-GAME SERIES HISTORY VS ACC, 2021 OPPONENTS

3/23/1980	H	W	3-2	5/10/2005	H	L	2-3	1912	L	0-4	4/9/1957	H	L	1-6	4/12/1992	H	W	13-3	
4/12/1980	A	L	1-6	5/26/2005 # (17)	W	12-2 (7)		1912	W	4-0	4/10/1957	A	L	4-5	4/9/1993	A	L	4-9	
4/24/1980	A	L	1-3	3/31/2006	A	L	2-10	1913	L	4-5	5/3/1958	A	L	1-7	4/10/1993	A	L	1-4	
3/29/1981	A	L	3-12	4/1/2006	A	L	9-10	1913	W	12-9	5/10/1958	H	L	7-15	4/11/1993	A	L	2-9	
4/4/1981	H	W	18-6	4/2/2006	A	L	1-8	1914	W	2-0	5/2/1959	H	L	3-15	4/8/1994	H	L	1-2	
3/14/1982	A	W	12-8	5/25/2006 # (17)	L	3-4		1914	W	9-1	5/8/1959	A	L	2-5	4/9/1994	H	L	1-2	
4/11/1982	H	L	5-12	5/11/2007	H	W	4-2	1914	W	6-1	4/25/1960	A	L	0-13	4/10/1994	H	L	6-8	
3/26/1983	H	W	4-2	5/12/2007	H	L	7-10	1915	W	5-3	5/3/1960	A	L	8-11	3/17/1995	A	L	0-5	
4/16/1983	A	W	8-7	5/13/2007	H	L	6-8	1915	W	5-2	5/6/1961	H	W	4-2	3/18/1995	A	L	11-12 (10)	
3/25/1984	A	L	0-1	5/23/2007 (17)	W	6-1		1915	L	5-8	5/6/1961	H	W	7-2	3/19/1995	A	L	5-6	
4/15/1984	H	L	3-14	3/8/2008	A	W	5-3 (10)	1916	W	5-2	4/21/1962	A	W	2-1	3/23/1996	H	W	15-0	
4/18/1984 # (13)	L	0-10		3/8/2008	A	L	0-2	1916	W	8-3	5/5/1962	H	W	11-5	3/24/1996	H	L	4-5	
3/17/1985	H	W	22-6	3/9/2008	A	L	2-4	1917	L	2-3	4/27/1963	H	W	5-2	3/25/1996	H	W	9-7	
3/23/1985	A	L	2-3	4/24/2009	H	W	6-2	1918	L	0-3	5/4/1963	A	L	4-12	4/18/1997	A	L	4-6	
4/18/1985 # (27)	W	7-0		4/25/2009	H	W	6-3	1918	W	4-0	4/25/1964	H	L	0-1	4/19/1997	A	W	13-2	
3/21/1986	H	L	4-6	4/26/2009	H	L	6-7	1918	W	2-1	5/2/1964	A	L	4-9	4/20/1997	A	L	9-11 (12)	
3/30/1986	A	L	1-2	4/2/2010	A	L	5-6 (11)	1919	W	2-1	5/8/1965	H	W	2-2	3/27/1998	H	L	5-6	
4/5/1986	H	L	1-2	4/3/2010	A	W	8-4	1919	T	3-3	5/15/1965	A	L	2-3	3/28/1998	H	W	18-5	
4/11/1987	A	L	3-21 (7)	4/4/2010	A	L	6-7	1919	L	1-7	4/23/1966	A	L	2-3	3/29/1998	H	W	12-7	
4/11/1987	A	L	3-5 (7)	4/23/2011	H	L	2-6	1919	W	11-4	5/7/1966	H	L	1-2	4/16/1999	A	L	9-10	
5/13/1987 # (14)	L	2-4		4/23/2011	H	W	3-1	1920	W	4-3	4/14/1967	H	L	1-7	4/17/1999	A	L	2-3	
4/10/1988	A	L	3-21	4/24/2011	H	W	7-6	1920	W	8-7	5/5/1967	A	L	1-2 (10)	4/18/1999	A	L	5-6	
4/16/1988	H	L	8-13	3/30/2012	A	L	1-5	1921	L	3-5	4/6/1968	A	L	2-3	4/21/2000	H	W	6-5	
4/17/1988	H	W	12-11	3/31/2012	A	W	5-2	1921	L	3-7	4/6/1968	A	W	4-1	4/22/2000	H	L	4-5	
5/13/1988 # (14)	W	6-1		4/1/2012	A	L	6-7	1921	L	2-3	5/10/1968	H	L	0-6	4/23/2000	H	W	10-6	
3/31/1989	H	W	14-7	3/23/2013	H	W	8-2	1922	L	0-6	4/25/1969	H	L	1-3	4/13/2001	A	L	6-10	
4/8/1989	A	L	4-9	3/24/2013	H	W	4-3	1922	L	0-4	4/25/1969	H	L	1-6	4/14/2001	A	L	6-7	
5/15/1989 # (14)	L	8-11		3/25/2013	H	W	6-3	1922	L	0-7	5/10/1969	A	L	0-5	4/15/2001	A	W	5-2	
3/23/1990	A	L	1-10	4/24/2015	A	W	8-3	1922	L	0-6	3/3/1970	H	L	1-7	3/29/2002	H	L	4-15	
3/24/1990	A	L	6-7	4/26/2015	A	L	3-4	1923	L	1-2	4/25/1970	A	L	0-4 (7)	3/30/2002	H	L	0-5	
3/25/1990	A	W	12-7	4/26/2015	A	L	3-5 (10)	1923	L	3-12	4/25/1970	A	W	6-1 (7)	3/31/2002	H	W	8-3	
5/12/1990 # (14)	W	14-1		5/23/2015 # (4)	L	2-10		1923	W	4-3	4/24/1971	A	L	5-12	5/22/2002 # (22)	L	10-11		
4/19/1991	H	W	8-4	4/1/2016	H	L	7-8	1924	L	4-7	4/27/1971	H	W	5-4	5/16/2003	A	W	6-4	
4/20/1991	H	W	6-2	4/2/2016	H	W	5-3	1924	L	2-3	4/9/1972	A	L	1-8	5/16/2003	A	L	3-4 (10)	
4/21/1991	H	L	1-2	4/3/2016	H	L	2-5	1924	L	8-13	3/24/1973	H	L	5-6	5/17/2003	A	W	7-5 (10)	
5/11/1991 # (14)	W	4-3		5/24/2018 # (13)	W	4-2		1925	L	6-8	4/8/1973	A	L	2-6	3/19/2004	H	L	3-5 (11)	
4/17/1992	A	W	5-1	3/29/2019	A	W	4-3	1925	W	4-1	4/21/1974	A	L	0-5	3/20/2004	H	L	4-8	
4/18/1992	A	L	3-6	3/30/2019	A	L	0-3	1925	W	2-1	4/21/1974	A	L	5-6	3/21/2004	H	W	6-2	
4/19/1992	A	L	1-2	3/31/2019	A	L	7-8	1926	W	7-3	4/5/1975	A	L	1-5	4/1/2005	A	L	7-8 (14)	
4/17/1993	H	L	2-4 (7)	3/6/2020	H	W	7-3	1926	L	4-12	4/20/1975	H	W	3-2	4/2/2005	A	L	5-10	
4/17/1993	H	L	2-8 (7)	3/7/2020	H	L	2-6	1926	W	6-2	4/24/1975 #	A	L	2-5	4/3/2005	A	L	2-3 (11)	
4/18/1993	H	L	3-8	3/8/2020	H	W	10-3	1927	L	7-10	4/3/1976	H	L	0-19	5/12/2006	H	W	4-1	
5/15/1993 # (14)	L	5-7						1927	W	6-2	4/18/1976	A	L	3-4	4/13/2006	H	L	0-5	
3/25/1994	A	L	6-8					1927	L	10-11	4/22/1976 # (15)	W	8-6	5/14/2006	H	W	9-2		
3/26/1994	A	L	2-3					4/14/1928	H	L	4-6	4/15/1977	H	W	8-3	3/17/2007	A	W	7-2 (11)
3/27/1994	A	L	8-20					5/11/1928	W	5-3	4/15/1977	H	L	4-7	3/18/2007	A	W	9-6	
3/24/1995	H	L	5-7					5/12/1928 (4)	L	4-8	4/2/1978	H	L	11-12	3/18/2007	A	L	4-9	
3/25/1995	H	W	10-8					4/13/1929	H	L	4-5	4/8/1978	A	W	8-4	5/26/2007 (17)	L	0-5	
3/26/1995	H	L	4-8					5/10/1929	A	L	4-6	4/7/1979	A	L	2-4	5/9/2008	H	L	3-9
3/9/1996	A	W	12-1					5/11/1929 (4)	L	2-4	4/22/1979	H	W	3-2	5/10/2008	H	L	2-5	
3/10/1996	A	L	3-9					4/12/1930	H	L	5-8	3/22/1980	H	L	6-11	5/11/2008	H	W	5-4 (6)
3/10/1996	A	L	0-1(7)					5/9/1930 (4)	L	1-12	3/28/1981	A	W	9-8	5/21/2008 (17)	W	8-7 (11)		
5/15/1996 # (13)	W	5-1						4/11/1931	H	L	1-6	3/16/1982	A	L	2-5	3/27/2009	A	L	3-4
3/21/1997	H	W	6-1					5/8/1931	A	L	2-6	4/10/1982	H	W	9-8	3/28/2009	A	W	5-2
3/22/1997	H	L	3-0					5/9/1931 (4)	L	4-15	4/21/1982 #	A	W	6-3	3/29/2009	A	L	5-6	
3/23/1997	H	W	5-4					4/8/1932	H	W	5-4	4/25/1982 #	A	L	2-3 (12)	5/22/2009 (13)	W	11-1 (8)	
5/14/1997 # (25)	L	2-4						5/6/1932	A	L	3-4	4/17/1983	A	L	5-11 (7)	5/15/2010	H	W	3-2
3/21/1998	A	L	2-14					4/10/1934	H	L	1-3	4/17/1983	A	L	0-8 (7)	5/15/2010	H	W	5-1
3/22/1998	A	L	5-6					5/4/1934	A	L	3-16	4/24/1983 # (10)	L	4-5 (11)	5/16/2010	H	W	5-3	
3/22/1998	A	W	9-7 (7)					5/3/1935 (4)	L	3-5	3/24/1984	A	L	4-10	5/19/2011	A	L	0-6	
5/14/1998 # (13)	L	1-4						5/4/1935 (4)	W	4-0	4/14/1984	H	L	1-5	5/20/2011	A	L	1-2	
3/26/1999	H	L	1-2					5/1/1936	A	L	2-14	3/16/1985	H	W	7-6	5/21/2011	A	L	2-3
3/27/1999	H	L	3-8					4/30/1937	A	T	7-7 (12)	3/24/1985	A	L	5-6	5/28/2011 (13)	W	3-2	
3/28/1999	H	W	9-6					5/1/1937	A	L	2-7	4/19/1985 # (27)	W	10-3	4/13/2012	H	L	1-2 (10)	
5/20/1999 # (13)	L	6-9						1938	L	3-6	3/21/1986	H	L	4-6	4/14/2012	H	L	2-6	
3/17/2000	A	L	13-16					1938	L	5-9	3/29/1986	A	L	14-15	4/15/2012	H	L	3-5	
3/18/2000	A	L	2-4					4/15/1939	H	W	10-5	5/14/1986 # (13)	L	4-5	5/16/2013	A	W	10-4	
3/19/2000	A	W	3-1					1939	L	4-15	5/16/1986 # (13)	L	7-9	5/17/2013	A	L	5-8		
5/18/2000 # (24)	W	9-5 (10)						4/25/1940	H	L	3-6	4/12/1987	A	L	6-10	5/18/2013	A	W	8-7 (11)
3/23/2001	H	W	8-7					5/4/1940	A	L	5-9	4/19/1987	H	L	1-4 (7)	4/18/2014	H	W	3-2
3/24/2001	H	W	10-2					1941	L	7-8	4/19/1987	H	L	1-9 (7)	4/19/2014	H	W	3-1	
3/25/2001	H	L	3-10					4/23/1942	H	L	1-18	4/9/1988	A	L	1-12 (7)	4/20/2014	H	L	2-4
5/18/2001 # (24)	L	2-6						5/2/1942	A	L	2-5	4/9/1988	A	W	13-5 (7)	5/23/2014 # (4)	W	3-2	
5/17/2002	A	L	2-10					5/1/1943 (4)	W	10-8	4/15/1988	A	L	9-14	5/14/2015	A	W	2-1 (10)	
5/18/2002	A	L	7-12					4/11/1946	H	L	5-6	5/11/1988 # (14)	L	1-13	5/15/2015	A	W	6-2	
5/18/2002	A	L	8-10					4/4/1947	A	W	5-3	4/1/1989	H	L	3-4 (10)	5/16/2015	A	W	8-2
5/23/2002 # (22)	L	5-6 (10)						5/8/1947	H	L	5-6	4/2/1989	H	L	5-10	4/15/2016	H	W	7-4
4/19/2003	H	L	1-7					3/26/1948	A	L	1-3	4/9/1989	A	L	4-5 (14)	4/16/2016	H	L	1-8
4/19/2003	H	L	2-3					5/6/1948	H	W	4-0	4/13/1990	H	L	7-10 (11)	4/17/2016	H	W	15-9
4/20/2003	H	W	8-3	</															

GAME-BY-GAME SERIES HISTORY VS ACC, 2021 OPPONENTS

NOTRE DAME (10-5)		PITTSBURGH (19-5)		4/30/1955	L	4-9	5/16/2017	H	W	8-3	4/25/2012	A	W	7-5	
H: 4-2 A: 5-1 N: 1-2		H: 7-0 A: 6-3 N: 2-1 		5/19/1955	W	4-0	4/15/2018	H	L	3-11	4/30/2013	A	W	11-3	
UNDER BOC: 7-3		UNKNOWN: 4-1		4/28/1956	L	0-8	3/27/2019	H	W	5-1	5/14/2013	H	W	17-3	
3/22/1991	H	W	12-6 (7)	5/19/1956	L	2-6	3/3/2020	H	W	16-8	4/22/2014	A	W	5-4 (10)	
3/24/1991	H	L	0-12 (7)	5/15/1957	L	2-3	TOWSON (21-2)				5/13/2014	H	W	12-3	
3/24/1991	H	W	5-2	4/26/1958	L	0-17	H: 21-2 A: 0-0 N: 0-0				3/31/2015	A	W	5-3	
5/23/1996+	(23)	L	1-12	5/19/1958	L	0-8	UNDER BOC: 19-1				4/5/2016	A	L	5-7	
5/25/1996+	(23)	W	7-1	5/7/1960	L	4-7	4/12/1982	H	W	19-6	4/20/2016	H	L	5-11	
3/28/2015	A	W	9-1	5/19/1961	L	3-7	4/1/1986	H	W	9-8	3/29/2017	A	W	4-2	
3/28/2015	A	W	4-2	5/18/1963	L	4-8	4/22/1991	H	L	4-6	4/11/2017	H	W	9-4	
3/29/2015	A	W	5-4	5/6/1964	L	1-2	2/17/2006	H	W	7-0	3/28/2018	A	L	3-11	
5/22/2015#	(4)	L	2-8	5/5/1965	W	5 or 4-3	2/18/2006	H	W	7-2	5/1/2018	H	W	2-0	
4/21/2017	H	W	14-4	5/3/1966	L	5-7	2/19/2006	H	W	13-3	4/30/2019	A	W	3-2	
4/21/2017	H	L	2-8	4/28/1967	L	0-1	4/1/2008	H	W	9-6	5/14/2019	H	W	8-7	
4/22/2017	H	W	9-0	4/10/1968	W	4-2	4/2/2008	H	L	6-7	VIRGINIA TECH (103-87)				
4/5/2019	A	L	2-5	4/23/1969	A	W	9-3	3/24/2009	H	W	H: 58-31 A: 36-47 N: 9-9				
4/6/2019	A	W	12-7	4/29/1970	H	W	5-4	3/25/2009	H	W	UNDER BOC: 32-13				
4/6/2019	A	W	6-5	4/30/2016	A	W	7-6	3/30/2010	H	W	5/2/1900	H	W	12-0	
OLD DOMINION (30-33-2)				5/1/2016	A	W	9-1	3/31/2010	H	W	5/10/1901	A	W	4-3	
H: 19-12-2 A: 9-18 N: 1-0 				4/7/2017	H	W	12-1	3/22/2011	H	W	4/27/1903	(18)	W	14-2	
UNKNOWN: 1-3				4/8/2017	H	W	5-2	3/23/2011	H	W	5/6/1903	H	W	13-4	
UNDER BOC: 9-7				4/9/2017	H	W	4-3	3/27/2012	H	W	4/14/1904	H	W	9-0	
3/29/1965	L	1-9	3/31/2018	A	L	5-7	3/28/2012	H	W	19-5	4/26/1905	H	W	7-1	
4/7/1966	L	3-6	4/1/2018	A	L	1-4	3/27/2013	H	W	7-1	4/27/1905	H	W	7-2	
4/1/1967	L	4-5	3/22/2019	H	W	13-3	3/19/2014	H	W	5-3	4/18/1922	H	W	6-0	
4/15/1968	W	2-1	3/23/2019	H	W	7-5	3/17/2015	H	W	8-0	5/4/1923	A	W	7-0	
3/28/1969	A	L	2-5	3/24/2019	H	W	5-2	3/15/2016	H	W	4-3	5/10/1924	H	L	1-3
5/13/1970	H	W	6-3	RICHMOND (87-59-2)				3/16/2016	H	W	10-8	4/19/1926	A	L	4-5
4/2/1971	A	W	9-6	H: 37-13 A: 20-14-1 N: 1-0				3/21/2017	H	W	3-2	4/20/1928	H	W	21-3
5/5/1972	H	L	4-6	UNKNOWN: 29-32-1				3/19/1980	H	W	9-3	4/23/1928	A	W	6-0
4/30/1973	A	W	7-5	UNDER BOC: 15-1				4/1/1980	A	L	0-6	4/20/1929	H	W	12-2
3/28/1974	H	W	7-3	4/20/1889	H	W	13-4	3/27/1981	A	L	2-3	5/14/1929	A	W	8-6
4/14/1976	H	W	16-5	4/12/1890	H	L	5-9	4/2/1981	H	W	12-9	4/19/1930	H	L	2-7
4/13/1977	A	W	16-0	5/4/1897	H	W	9-4	3/23/1982	H	W	6-2	5/13/1930	A	L	2-4
4/5/1978	H	W	12-4	4/20/1898	H	L	6-8	4/2/1982	A	L	9-14	4/24/1931	H	L	4-5
4/29/1979	A	W	6-4	3/21/1898	H	L	12-19	4/13/1983	A	L	6-7	5/16/1931	A	L	1-6
4/29/1979	A	W	10-5	4/17/1906	H	W	13-5	4/6/1984	A	W	3-2	4/22/1932	H	W	12-8
3/24/1980	A	W	7-5	1918	W	10-8	4/12/1984	H	W	9-8	5/2/1932	A	W	9-2	
4/28/1980	H	L	2-5	1919	W	5-4	3/26/1985	A	W	7-0	5/9/1933	H	L	5-11	
5/2/1981	H	W	4-3	1921	W	3-1	4/11/1986	A	W	16-6	4/30/1934	H	W	14-4	
4/26/1983	A	L	2-5	1922	L	1-4	4/2/1987	A	W	10-2	5/3/1982	A	W	17-1	
4/26/1983	A	L	0-5	1923	L	6-19	7/7/1987	H	W	8-4	3/5/1983	H	W	11-8 (7)	
4/9/1985	H	W	5-4 (10)	1926	L	6-7	3/24/1988	A	W	14-13	3/5/1983	H	W	5-4 (7)	
4/23/1985	A	L	1-3	1927	W	7-0	4/19/1988	H	W	6-5	3/27/1984	H	W	3-1	
4/2/1986	H	L	2-6	1928	L	1-6	4/6/1989	H	W	8-4	3/5/1985	A	W	7-6	
4/24/1986	A	L	2-11	1932	W	5-3	4/19/1989	A	W	10-4	3/27/1985	H	W	9-7	
4/1/1987	H	W	4-3	1934	L	0-12	3/22/1990	H	W	5-2	3/20/1986	H	W	7-6	
4/21/1987	A	L	1-5	1935	L	0-4	4/18/1990	A	W	8-6	3/4/1987	H	W	6-1	
4/12/1988	H	T	3-3 (10)	1935	W	4-3	4/9/1991	H	L	1-12	4/23/1987	A	W	13-6	
3/29/1989	H	W	9-8	1936	L	0-3	4/24/1991	A	W	5-4 (10)	3/1/1989	H	L	2-6	
4/25/1989	A	W	10-4	1936	W	4-2	2/27/1992	H	L	3-6	5/2/1989	A	L	2-6	
3/1/1990	A	L	5-7	5/8/1937	A	L	1-12	3/31/1992	A	W	5-3	7/7/1990	H	W	15-8
3/21/1990	H	L	6-8	5/11/1937	H	W	4-1	3/2/1993	A	L	2-8	2/27/1991	H	W	7-2
3/5/1991	A	L	2-5	1938	W	1-0	4/4/1993	H	L	3-9	3/1/1991	A	L	0-5	
4/30/1991	H	L	6-9	1938	W	7-1	4/5/1994	A	W	6-4	4/6/1992	A	W	5-4 (10)	
3/4/1992	A	L	0-3	1939	W	2-1	4/7/1994	H	W	9-5	2/24/1993	H	W	8-4 (8)	
4/28/1992	H	W	4-1	1939	L	0-7	3/28/1995	A	L	7-8	2/25/1993	A	L	4-8	
3/30/1993	H	L	2-6 (7)	1940	W	2-1	4/4/1995	H	W	13-11	2/20/1994	A	L	6-7	
3/30/1993	H	L	3-6 (7)	1940	W	5-4	4/16/1996	A	W	8-7	4/26/1994	H	W	9-1	
3/23/1994	A	L	8-12	1941	L	1-5	4/23/1996	H	L	9-13	2/22/1995	A	L	2-4	
2/23/1995	A	L	0-18	1941	W	9-6	4/8/1997	H	L	3-8	3/22/1995	H	W	9-3	
3/29/1995	H	L	2-13	1942	W	4-0	4/15/1997	A	L	4-9	2/21/1996	H	W	9-7	
2/19/1996	H	W	3-2	1942	L	1-8	4/2/1998	A	T	11-11	4/29/1996	A	W	5-3	
3/27/1997	A	L	5-9	4/21/1943	W	5-3	4/14/1998	H	W	9-7	4/22/1997	H	W	11-7	
3/25/1998	H	L	6-7	5/8/1943	L	1-8	3/31/1999	H	W	6-5	4/29/1997	A	W	5-2	
2/24/1999	A	L	0-1	4/29/1944	W	2-0	4/6/1999	A	L	3-8	3/31/1998	H	L	3-6	
2/16/2000	H	T	14-14 (8)	5/13/1944	L	0-9	3/28/2000	A	W	11-2	4/28/1998	A	W	11-7	
2/22/2002	(36)	W	12-4	4/28/1945	W	3-1	4/4/2000	H	W	11-2	2/14/1999	(36)	L	2-7	
3/14/2002	A	L	2-4	5/5/1945	W	10-1	3/27/2001	H	W	1-0	4/7/1999	H	W	14-1 (7)	
4/15/2003	H	W	8-3	1946	T	8-8	4/3/2001	A	L	4-17	4/20/1999	A	L	2-4	
3/17/2004	A	L	4-5	1946	L	3-4	4/16/2002	H	L	6-15	3/6/2000	A	W	8-7	
2/16/2005	A	L	6-9	1947	L	0-2	4/17/2002	A	W	12-11 (10)	2/28/2001	A	L	6-7 (11)	
2/23/2005	H	W	8-0	1947	L	0-2	3/3/2003	A	L	1-2	3/20/2001	H	L	2-8	
2/15/2006	H	L	1-5	4/21/1948	W	8-1	3/3/2003	A	L	1-2 (7)	2/26/2002	H	L	7-13	
5/16/2006	A	W	11-10	5/1/1948	A	W	5-2	4/1/2003	H	W	11-4	3/27/2002	A	L	1-6
2/27/2008	H	W	7-3	1949	L	1-13	3/2/2004	A	W	14-6	4/29/2003	A	L	3-5	
4/17/2013	H	W	10-9 (10)	1949	W	3-2	5/3/2005	H	W	11-0	5/12/2003	H	L	1-7	
4/1/2014	H	W	7-1	1950	W	3-2	4/5/2006	A	W	5-0	2/21/2006	H	W	7-1	
4/29/2014	A	L	1-8	1950	W	1-0	4/26/2006	H	W	8-3	4/10/2007	A	W	8-1	
3/11/2015	H	L	5-14	1951	W	3-2	3/20/2007	A	W	11-1	5/1/2007	H	W	5-4	
4/28/2015	A	L	1-3	1952	L	3-4	4/17/2007	H	W	12-5	3/25/2008	H	W	5-3	
3/30/2016	H	L	4-5	1952	L	1-5	4/20/2010	H	W	11-3	4/21/2009	A	W	8-1	
4/26/2016	A	W	8-4	4/28/1953	L	3-7	4/17/2012	H	W	7-5	5/12/2009	H	W	4-1	
4/4/2017	H	W	18-5	5/9/1953	W	8-1	4/23/2013	H	W	6-2	4/25/2012	A	W	7-5	
4/3/2018	H	W	4-0	4/24/1954											

GAME-BY-GAME SERIES HISTORY VS ACC, 2021 OPPONENTS

4/12/1961	H	W	17-10	5/16/2009	A	W	6-4	1942	W	13-1	WAKE FOREST (81-90)	3/26/1989	A	L	5-17				
4/18/1962	A	L	0-9	4/16/2010	H	W	4-2	4/10/1943	W	20-0	H: 37-27 A: 31-39 N: 8-8	4/22/1989	H	W	9-8				
3/31/1966	H	L	1-7	4/17/2010	H	W	8-2	4/24/1943	W	17-5	UNDER BOC: 22-14	4/22/1989	H	W	6-5				
4/18/1968	A	L	0-20	4/18/2010	H	L	5-8	1947	W	7-5	4/21/1894	(18)	W	5-2	4/8/1990	H	W	9-0	
5/6/1969	H	W	1-0	4/1/2011	A	W	18-3	1947	W	15-3	3/29/1897	H	W	10-3	4/8/1990	H	W	12-9	
5/19/1970	A	L	8-9	4/2/2011	A	W	9-3	4/28/1948	W	6-5	5/4/1906	A	W	6-5	5/14/1990 #	(14)	W	8-4	
4/29/1971	H	L	4-5	4/3/2011	A	W	10-2	5/15/1948	A	W	6-3	1938	L	L	4-6	4/6/1991	A	L	3-4 (7)
5/10/1972	H	W	4-2	3/9/2012	H	L	8-10 (11)	1949	W	7-2	1938	L	L	6-9	4/6/1991	A	W	4-2 (10)	
5/6/1973	H	L	4-7	3/10/2012	H	W	4-3	1950	W	7-6	5/3/1955	L	L	2-7	4/7/1991	A	W	6-2	
4/12/1974	H	W	8-6	3/11/2012	H	W	6-5	1950	W	13-0	5/14/1955	L	L	2-4	4/3/1992	H	L	7-14	
4/16/1974	A	W	3-2 (10)	4/26/2013	A	W	15-6	1951	W	12-2	4/21/1956	W	W	8-4	4/4/1992	H	L	3-8	
4/2/1975	A	W	5-3	4/27/2013	A	L	3-5	1951	W	7-2	5/1/1956	L	L	2-5	4/5/1992	H	L	2-6	
4/17/1975	H	W	10-1	4/27/2013	A	L	6-11	1952	W	12-5	4/19/1957	W	W	5-4	4/2/1993	A	W	11-10	
3/26/1976	A	L	6-10	5/22/2013#	(13)	L	1-10	1952	W	9-2	4/30/1957	L	L	0-7	4/3/1993	A	W	13-9 (13)	
4/2/1976	H	L	2-3	3/28/2014	H	W	2-1	4/16/1953	W	7-1	5/12/1958	L	2-13 (7)	4/4/1993	H	L	6-7 (10)		
3/29/1977	H	L	9-12	3/29/2014	H	W	9-2	5/12/1954	W	7-3	5/12/1958	L	1-6 (7)	5/16/1993 #	(14)	W	8-7		
4/8/1977	A	L	7-9	3/30/2014	H	W	7-4	5/21/1954	L	5-7	5/1/1959	L	L	2-5	4/15/1994	H	W	5-2	
4/14/1978	A	W	10-1	3/13/2015	A	L	1-2	4/27/1955	L	5-6	5/9/1959	L	L	3-5	4/16/1994	H	L	2-7	
4/12/1979	(7)	W	9-2	3/14/2015	A	L	1-3	5/23/1955	W	2-1	4/14/1960	L	L	6-10	4/17/1994	(18)	L	3-9	
4/16/1979	A	L	0-4	3/15/2015	A	L	5-6	5/5/1956	L	5-8	5/9/1960	L	1-5 (10)	3/31/1995	A	L	4-9		
4/28/1981	H	W	10-9	5/19/2016	H	W	8-3	5/16/1956	W	4-2	4/14/1961	L	L	6-12	4/1/1995	A	L	1-2	
5/3/1981	A	L	1-11	5/20/2016	H	W	7-6	4/2/1957	W	2-0	4/29/1961	L	L	0-8	4/2/1995	A	L	2-3	
4/30/1982	H	L	6-10	5/21/2016	H	W	4-1	4/27/1957	W	10-4	4/27/1962	W	W	3-0	4/19/1996	H	W	6-0	
5/1/1982	H	L	4-13	4/13/2017	A	W	10-9	4/19/1958	L	5-13	5/11/1962	W	3-2 (10)	4/20/1996	H	W	8-4		
5/2/1982	A	L	2-9	4/14/2017	A	W	3-2 (10)	4/13/1960	L	6-19	5/22/1962 #	L	L	0-7	4/21/1996	H	W	2-1	
4/29/1983	(7)	L	10-11	4/15/2017	A	L	5-7	4/7/1961	W	8-3	4/19/1963	A	L	6-11	4/4/1997	A	L	4-8	
4/30/1983	H	L	3-8	4/6/2018	H	W	9-0	5/2/1962	L	1-7	5/10/1963	H	L	4-5	4/5/1997	A	L	3-11	
5/1/1983	A	L	11-12	4/6/2018	H	L	4-5	4/30/1963	W	12-1	4/17/1964	H	L	1-4	4/6/1997	A	W	7-6	
4/27/1984	(19)	L	4-9	4/8/2018	H	W	6-5	4/29/1965	L	2-3	5/9/1964	A	L	0-5	4/24/1998	H	L	2-3	
4/28/1984	A	L	3-5	5/16/2019	A	W	8-6 (11)	5/17/1966	W	12-6	4/10/1965	A	L	2-6	4/25/1998	H	L	4-13	
4/29/1984	H	L	9-10	5/17/2019	A	W	5-3	4/12/1967	W	2-0	5/1/1965	H	W	7-1	4/26/1998	H	L	7-13	
4/27/1985	A	L	13-14	5/18/2019	A	L	4-8	4/7/1969	H	W	6-1	4/15/1966	H	W	7-2	4/9/1999	A	L	2-11
4/28/1985	H	W	3-2	VMI (107-32)				4/22/1970	A	W	5-1	4/30/1966	A	L	0-10	4/10/1999	A	L	8-14
4/14/1986	A	W	11-8	H: 29-6 A: 23-5 N: 2-0				4/26/1971	H	W	9-2	4/7/1967	A	L	5-7	4/11/1999	A	L	4-5
4/21/1986	H	L	12-13 (12)	UNKNOWN: 53-21				4/25/1972	A	W	9-4	4/22/1967	H	W	10-1	5/19/1999 #	(13)	L	3-4
5/9/1987	H	L	3-8	UNDER BOC: 14-5				5/1/1973	H	W	11-1	4/13/1968	H	L	5-7	3/24/2000	H	L	0-4
5/10/1987	(12)	L	4-8	5/17/1889	A	W	19-4	4/11/1974	A	W	6-4 (12)	5/4/1968	A	L	0-15	4/25/2000	H	W	10-9
5/11/1987	A	L	5-11	5/3/1890	A	W	13-7	4/7/1975	A	W	11-1	5/4/1968	A	W	6-0	3/26/2000	H	L	5-13
4/20/1988	H	L	8-11	4/25/1891	A	W	24-0	4/8/1976	A	W	8-6	5/3/1969	H	L	5-6	5/19/2000#	(24)	W	8-3
4/20/1989	A	W	10-9 (10)	4/28/1900	A	W	22-0	3/31/1977	H	W	16-1	5/4/1969	H	W	5-2	5/6/2001	A	L	8-9
4/26/1989	(12)	W	6-2	1903	W	7-1	3/31/1978	A	W	6-1	4/11/1970	A	L	4-5 (7)	5/7/2001	A	L	2-14	
4/11/1990	(12)	L	1-8	4/6/1906	H	W	9-0	4/29/1979	H	L	1-2	4/11/1970	A	W	6-3 (7)	5/8/2001	A	L	1-4
4/19/1990	H	W	14-13	1911	W	11-0	4/10/1980	A	W	7-0	5/13/1970	H	W	13-4	5/17/2001#	(24)	L	1-2	
4/25/1990	A	L	7-14	1914	W	11-3	4/10/1980	A	W	5-2	4/10/1971	A	W	4-3	4/12/2002	H	L	7-8	
4/3/1991	H	L	6-7	1916	W	14-5	5/4/1981	H	W	13-3	5/1/1971	A	W	11-2	4/13/2002	H	L	3-4	
4/10/1991	(12)	W	5-2	1918	W	14-4	5/4/1981	H	W	8-2	4/16/1972	H	W	6-1	4/14/2002	H	L	5-9	
4/17/1991	A	L	5-11	1919	W	2-1	4/29/1982	A	L	1-8 (7)	4/29/1972	A	W	8-7	4/25/2003	A	L	1-2	
4/8/1992	H	W	4-3	1921	L	4-7	4/29/1982	A	W	4-1 (7)	4/29/1972	A	W	2-0	4/26/2003	A	W	13-2	
4/15/1992	(22)	L	3-12	1922	L	1-3	3/24/1983	H	W	11-3	4/13/1973	H	W	11-0	4/27/2003	A	W	6-4	
4/22/1992	A	L	4-6	1923	L	0-6	4/3/1984	A	W	11-4	4/13/1973	H	L	1-3	5/23/2003 #	(22)	W	12-11 (10)	
4/7/1993	A	L	1-6	1923	L	0-4	3/6/1985	A	W	5-1	4/13/1974	H	W	10-4	5/13/2004	H	W	5-4 (10)	
4/14/1993	H	W	6-2	1923	L	0-4	4/30/1985	H	W	8-5	4/13/1974	H	W	7-4	5/14/2004	H	W	11-7	
4/20/1994	A	L	3-5 (7)	1924	W	8-2	4/9/1986	A	W	12-9	3/29/1975	H	L	3-4	5/15/2004	H	W	8-6	
4/20/1994	A	L	10-11 (7)	1924	W	9-4	4/22/1986	(12)	W	17-0 (7)	4/12/1975	A	W	7-2	3/4/2005	A	L	8-11	
4/19/1995	H	W	8-7	1925	W	9-2	3/24/1987	H	W	8-0	3/27/1976	A	W	10-1	3/5/2005	A	L	8-15	
4/26/1995	A	W	13-5	1925	W	5-3	4/5/1988	A	W	11-5	4/10/1976	H	L	4-9	3/6/2005	A	L	6-7	
4/17/1996	(22)	W	2-1 (10)	1926	L	3-4	4/26/1988	H	L	3-5	4/24/1976 #	(15)	W	8-2	3/24/2006	H	W	3-2	
4/25/1996	H	W	8-1	1926	W	2-1	4/17/1989	A	W	14-13 (10)	3/26/1977	H	L	2-3	3/25/2006	H	L	2-3	
3/9/1997	A	W	14-11	1927	W	10-4	4/17/1989	A	W	14-8	4/9/1977	A	L	0-10	3/26/2006	H	W	10-2	
4/8/1998	H	W	4-3	1927	W	15-3	3/6/1990	H	L	4-5	4/16/1978	A	L	3-4	3/9/2007	A	L	3-8	
4/15/1998	A	L	5-10	1928	W	13-8	3/7/1991	H	W	16-5	4/17/1978	A	L	7-9	3/10/2007	A	W	13-5	
4/22/1998	(22)	W	3-2	1929	L	6-8	2/22/1992	A	W	14-5	4/19/1978 #	(10)	L	2-16	3/11/2007	A	L	6-7	
4/14/1999	A	L	9-13	1929	L	0-4	4/13/1992	H	W	12-1	3/15/1979	A	W	12-3	4/18/2008	H	W	4-2	
4/21/1999	H	L	7-11	1930	L	2-12	2/23/1993	H	W	6-3	3/16/1979	A	L	2-12	4/19/2008	H	L	3-14	
3/29/2000	H	L	3-7	1930	L	1-10	4/14/1994	A	L	3-12	4/1/1979	A	L	4-14	4/20/2008	H	W	3-2 (11)	
4/19/2000	A	L	6-7 (10)	1931	L	3-4	2/28/1995	H	W	5-1	4/14/1979	H	L	5-8	5/24/2008#	(17)	L	4-7	
5/2/2000	(22)	W	5-4	1931	L	9-14	4/13/1995	A	L	4-6	3/29/1980	A	L	5-7	3/6/2009	A	W	18-2	
4/11/2001	H	W	7-4	1932	(12)	W	5-3	4/22/1996	H	W	9-4	4/5/1980	H	W	12-4	3/7/2009	A	W	8-6
4/18/2001	A	W	9-3	1932	W	15-7	3/25/1997	A	W	13-3	3/21/1981	A	W	10-8	3/8/2009	A	W	21-5	
5/13/2001	(22)	L	1-6	1933	W	8-0	2/25/1998	H	W	13-7	4/12/1981	H	W	8-3	5/25/2011 #	(13)	W	13-1 (7)	
4/10/2002	A	W	16-10	1933	W	4-3	3/30/2005	H	W	2-1	4/4/1982	H	W	7-5 (7)	4/7/2012	H	W	9-4	
4/18/2002	(22)	L	2-8	1934	W	8-3	4/18/2006	H	W	5-0	4/5/1982	H	W	5-14 (7)	4/8/2012	H	W	4-1	
4/30/2002	H	W	8-7 (10)	1934	W	12-9	2/27/2007	H	W	5-3	4/21/19								

GAME-BY-GAME SERIES HISTORY VS ACC, 2021 OPPONENTS

WILLIAM & MARY (78-31-2)
H: 36-9-1 | A: 19-5 | N: 0-0-1
UNDER BOC: 17-3

4/23/1902	H	W	27-1	4/16/1998	A	W	5-1
3/29/1905	H	W	22-0	3/2/1999	H	L	5-8
3/25/1909	H	W	13-0	2/29/2000	A	L	3-9
1918		W	11-3	2/27/2001	H	L	5-10
1919		L	0-2	2/27/2002	H	W	5-3
1921		W	8-6	3/19/2003	H	W	6-0
1922		W	6-5	4/6/2004	A	W	11-9
1923		L	6-17	4/27/2005	H	W	9-4
1924		W	13-9	2/20/2007	H	W	17-2
1929		L	3-19	4/23/2008	H	L	5-6
1930		L	3-9	2/24/2009	H	W	11-1
1933		W	7-2	3/10/2010	A	W	12-6
1934		L	5-6	3/16/2010	H	W	9-1
1934		W	4-3	3/1/2011	H	W	9-0
1935	(11)	T	5-5	2/21/2012	H	W	6-5 (11)
1935		W	15-5	2/19/2013	H	W	11-2
1936		L	2-10	2/16/2014	A	W	17-2
1936		W	11-4	4/16/2014	H	W	11-2
4/10/1937	A	L	3-5	4/15/2015	H	W	3-2
4/28/1937	H	L	3-7	3/1/2016	H	W	16-8
1938		W	7-4	6/3/2016+	H	W	17-4
1939		L	2-6	6/5/2016+	H	L	4-5
1940		W	9-1	2/28/2017	H	W	11-3
1940		W	13-11	2/28/2018	H	W	4-3 (11)
1941		L	2-8	2/26/2019	H	L	3-9
1941		L	5-6	2/25/2020	H	W	8-5
1942		W	10-1				
1942		L	2-7				
1946		W	6-1				
1946		L	2-6				
1947		W	8-1				
1947		W	18-3				
1950		W	8-0				
1951		W	6-2				
1951		L	3-6				
1952		W	9-4				
1952		W	4-3				
4/20/1953		W	6-4				
5/20/1953		L	7-8				
3/26/1957		L	6-7				
5/14/1958		L	9-10				
4/7/1959		W	4-3				
5/1/1962		W	7-3				
5/7/1963		L	5-6				
4/14/1964		W	2-0 (6)				
4/30/1968		L	4-7				
3/27/1969	A	W	5-0				
4/12/1970	H	W	4-0				
4/3/1971	A	L	3-4				
4/27/1972	H	L	5-17				
4/29/1973	A	W	9-1				
4/17/1974	H	W	9-3				
3/18/1975	A	W	3-1				
3/20/1976	H	W	7-4				
4/12/1977	A	W	2-1				
4/12/1978	H	W	9-4				
4/23/1979	H	W	4-2				
4/2/1980	A	W	12-8				
4/3/1981	H	W	11-4				
3/29/1982	H	W	12-4				
4/4/1983	A	W	7-4				
4/10/1984	H	W	12-9				
2/27/1985	A	W	12-3				
4/11/1985	H	W	7-6				
2/26/1986	A	W	9-7 (8)				
4/4/1986	H	W	5-4				
3/3/1987	A	L	12-13 (8)				
3/26/1987	H	W	9-8				
3/2/1988	A	W	12-4				
4/14/1988	H	W	6-0				
3/30/1989	H	W	11-1				
4/11/1989	A	W	2-1 (10)				
2/23/1990	A	W	6-3				
3/2/1990	H	T	6-6				
4/1/1991	A	L	7-8 (10)				
4/29/1991	H	W	8-1				
2/28/1992	A	W	8-7				
3/6/1992	H	L	1-8 (6)				
3/9/1993	A	W	13-8				
4/20/1993	H	L	5-9				
3/8/1994	A	W	5-3				
4/11/1995	H	W	7-4				
2/18/1997	A	W	11-2				
3/26/1997	H	W	14-4				
3/4/1998	H	W	18-4				

- 1 - Norfolk, Va.
- 2 - Washington, D.C.
- 3 - Annapolis, Md.
- 4 - Greensboro, N.C.
- 5 - Richmond, Va.
- 6 - Gastonia, N.C.
- 7 - Front Royal, Va.
- 8 - Statesboro, Ga.
- 9 - East Carolina University
- 10 - Chapel Hill, N.C.
- 11 - Rollins College, Orlando, Fla.
- 12 - Madison, Va.
- 13 - Durham, N.C.
- 14 - Greenville, S.C.
- 15 - Clemson, S.C.
- 16 - Auburn Univ.
- 17 - Jacksonville, Fla.
- 18 - Lynchburg, Va.
- 19 - Pulaski, Va.
- 20 - Florida A&M, Tallahassee, Fla.
- 21 - Prince William, Va.
- 22 - Salem, Va.
- 23 - Tuscaloosa, Ala.
- 24 - Fort Mill, S.C.
- 25 - St. Petersburg, Fla.
- 26 - Corvallis, Ore.
- 27 - Atlanta, Ga.
- 28 - Coral Gables, Fla.
- 29 - Fullerton, Calif.
- 30 - Irvine, Calif.
- 31 - Oxford, Miss.
- 32 - Omaha, Neb.
- 33 - Madison Heights, Va.
- 34 - Raleigh, N.C.
- 35 - Orlando, Fla.
- 36 - Charleston, S.C.
- 37 - Wilmington, N.C.
- 38 - Chicago, Ill.
- 39 - Danville, Va.
- 40 - Washington D.C.
- 41 - Conway, S.C.
- 42 - Houston, Texas
- 43 - Orlando, Fla. (UCF)
- 44 - Radford, Va.
- 45 - Scottsdale, Ariz.
- 46 - Myrtle Beach, S.C.
- 47 - Pensacola, Fla.

ACC Tournament
 + NCAA Regional
 ^ NCAA Super Regional
 * College World Series

LETTERWINNERS

A

Abbitt, Robert (Capt.)..... 1935-36-37
 Abbott, Andrew..... 2018-19-20
 Abel, Nathaniel..... 2012
 Adams, David..... 2006-07-08
 Adkins, John..... 1963
 Aichholz, Don..... 1950-51-52
 Albright, Kevin..... 1996
 Allen, Tyler..... 2014
 Allocca, Will..... 2018-19
 Altomus, Broden Brook..... 1946-48-50
 Amaro, Rob..... 2011-12
 Anderson, E.J..... 1995-96-97-98
 Anderson, Peter Matthew..... 1973-74-75
 Anderson, Robert Steven..... 1976-77
 Anderson, T.B.H..... 1912-13
 Angle, Eugene C..... 1963-64-65
 Angus, Herman T..... 1965
 Antoncic, Josh..... 1992-93
 April, Benjamin..... 1928-29
 Arey, Mark..... 1995
 Arico, Kevin..... 2008-09-10
 Arnette, Clyde Eugene..... 1966
 Arnold, Charles..... 1956-57
 Arnold, George B..... 1925-26-27
 Ashby, Benjamin C., Jr..... 1937-38
 Atkinson, William E..... 1928-29
 Avery, Matt..... 2003-04-05
 Ayres, Elmer Vincent..... 1936-37-38

B

Baber, Billy..... 1999
 Babyak, Richard Preston..... 1943-44
 Bailey, Rives (Capt.)..... 1954-55-56
 Bain, Kirk..... 1950
 Baldino, Jacob..... 2020
 Bales, Blake..... 2019-20
 Ballester, Tate..... 2020
 Ballard, Mike..... 2003-04-05-06
 Bangel, Herbert K..... 1947
 Barbary, Travis..... 1990-91-92-93
 Barbee, Allan..... 1954
 Barbee, Melvin..... 1978-79-80-81
 Barger, John E..... 1959-60-61
 Barr, John..... 2008-09-10-11
 Barth, Dennis Gerald..... 1984-85
 Basara, Michael Brian..... 1986-87-88
 Baugh, Randy..... 1992
 Bayna, Bill..... 1988-89-90-91
 Bazzarre, John (Mgr.)..... 1953-54
 Beale, Samuel Edward..... 1969-71
 Bear, Clay F..... 1947-48
 Beard, Donald S..... 1926-27-28
 Benick, Jonathan..... 1999-00-01
 Bennie, Robert..... 2013
 Berkeley, N..... 1916
 Berner, William..... 1947-48-49
 Bernstein, Daniel (Capt.)... 1972-73-74-75
 Bernstine, Matt..... 2005-06
 Berry, Tom..... 1954-55
 Berry, William Thomas..... 1976
 Bettinger, Alec..... 2014-15-16-17
 Biddix, Tyler..... 2008-09-10-11
 Biggs, Charles William..... 1982-83-84-85
 Bimmerle, John..... 1991-92
 Blackburn, Thomas Huntington... 1970-71
 Blackney, J.P..... 1911
 Blakely, Drew..... 2017-18-19
 Boger, Bruce A..... 1968-69
 Bonney, William..... 1955
 Bono, Chris..... 1998
 Booker, Bodley (Mgr.)..... 1940
 Booker, William Jeffery..... 1984-85
 Boozer, William M..... 1950
 Bouldin, Curtis Frye (Capt.)... 1934-35-36
 Bowen, William T..... 1928-29-30
 Bowling, Josh..... 1997-98-99
 Boyer, John (Mgr.)..... 1949-50
 Boyer, Michael D..... 1960
 Bozorth, John Clyde..... 1933-34
 Bracht, Albert Steven..... 1971-72-73-74
 Bransford, Pat..... 1993-94-95-96
 Brant, A.T. (Mgr.)..... 1907
 Bratt, David Jefferson..... 1970-71-72-73
 Brennan, Michael Brian..... 1988-89-90
 Brewer, Walter J. C..... 1932-33-34
 Brewer, Ward W..... 1931-32-33
 Brindle, Stephen (Capt.)... 1970-71-72-73

Bronaugh, Samuel M..... 1924-25
 Brown, Charles Lee..... 1942
 Brown, James Dall, Jr..... 1936
 Brown, Percy H..... 1927-28-29-30
 Brown, Ray..... 1950
 Brown, Rodney..... 1959
 Brugmann, William..... 1943
 Bruno, Stephen..... 2010-11-12
 Bryan, R.C..... 1944
 Bryant, Herbert..... 1931
 Bryant, Stephen Robert..... 1968-69-70
 Buchanan, Brian..... 1992-93-94
 Buecler, Reid..... 1995
 Bugnar, Ronnie G. (Capt.)..... 1965-66-67
 Burcham, Timothy Lee..... 1983-84-85
 Burnes, Justin I..... 1939-40-41
 Busch, Herbert..... 1957-58-59
 Butler, Tony..... 2014
 Byrd, William E., Jr..... 1929-30

C

Cabaniss, W.H..... 1909-10-11
 Cabell, Robert, III..... 1926-27-28-29-30
 Caine, Robert..... 1946-47-48
 Callaway, PA..... 1915-16
 Camp, R.G. (Mgr.)..... 1907
 Campagna, Mike..... 2005-06
 Campbell, Will..... 2007-08-09
 Canady, Joel..... 1994-95-96
 Cannon, Tyler..... 2007-08-09-10
 Cappelmann, John..... 1993-94-95-96
 Cardwell, Bickerton W..... 1927-28-29
 Cardwell, Vincent..... 1933-34-35
 Carr, David W..... 1946-47-48-49
 Carraway, Andrew (Capt.)... 2006-07-08-09
 Carleton, Walter M..... 1965
 Carrington, A.B., Jr..... 1918
 Carrington, Edward..... 1965
 Carrington, Richard A., Jr..... 1922
 Carter, Arlen..... 1952-53
 Carter, Francis Edward..... 1934-35
 Carter, Hill, Jr (Mgr.)..... 1967-68
 Carter, T.C., Jr..... 1911-12-13
 Casey, Derek..... 2015-17-18
 Cave, Alexander M..... 1941-42-43
 Cave, George Fielding..... 1976-79
 Cave, Richard Scott (Mgr.)... 1976
 Chandler, B.F..... 1907
 Chandler, Eric..... 2005
 Chapman, Denny..... 1998-99
 Charles, David H..... 1947-48-49
 Charles, Roger..... 1932-33
 Christensen, Eric..... 2001-02-03
 Christian, Andrew H..... 1942
 Clarke, James Kevin..... 1981-82-83-84
 Clay, Matt..... 1998
 Clement, Ernie..... 2015-16-17
 Close, Oscar T..... 1929
 Cody, Charlie..... 2015-16-17-18
 Cogswell, Brandon..... 2012-13-14
 Cohen, Irvin R..... 1938
 Cohn, Greg..... 1991
 Coleman, David..... 2008-09-10-11
 Collins, Ty..... 2001-02
 Coman, Robbie..... 2013-14-15-16-17
 Comer, Cameron..... 2016-17-18-19
 Cook, Jason Alexander..... 1990-91-92-93
 Cook, Robert Thomas..... 1978
 Cooke, Addison Barnwell..... 1956
 Conner, Doug..... 2000
 Costello, Charles..... 1930
 Cotier, Max..... 2020
 Coughlin, Tim (Capt.)..... 1992-93-94
 Counts, David F..... 1967-68-69
 Counts, Justin..... 1993-94-95-96
 Cowan, Jake..... 2008
 Cowgill, Joseph M..... 1935-36-37
 Crawford, C.B..... 1907-08-09-10
 Creswell, Brandon..... 1998-99-00-01
 Crowley, Thomas..... 1990-91-92-93
 Crighton, George..... 1957
 Crockett, Kyle..... 2011-12-13
 Cropper, Lannie, Jr. (Capt.)... 1978-79-80
 Cabbage, Michael Lee..... 1969-70-71
 Cunha, Stephen Manuel..... 1989-90-91
 Cunningham, John Parks..... 1972-73-75
 Curtis, William W. (Capt.)... 1965-66-67
 Cusick, Derrick..... 1991-92-93-94

D

Dall, Francis Lynn..... 1975-76
 Dalton, T.P..... 1907
 Dan, Terry Alan..... 1969-70-71-72
 Daneker, Pat..... 1995-96
 Darby, Josh..... 2004-05
 Darlington, Fred L..... 1926-27
 Davenport, Ted (Capt.)..... 1950-51-52
 Davidson, Walter Victor, Jr..... 1934-35
 Davis, Neal..... 2007-08-09-10
 Davis, Will..... 2001
 Dawson, Cooper..... 1931
 Dawson, Doyle..... 1955-57
 Deal, Louis L..... 1924
 DeBoe, Joel (Capt.)..... 1968-69
 Deitrick, William A..... 1923-24-25-26
 Dement, Robert Warren..... 1984-85-86
 Derian, Paul S..... 1944-46-47-50
 Dent, Clarence Rodgers..... 1930-31
 DeVenny, James W..... 1960
 Devane, Dave..... 1991-92-93
 Diffey, A.C. Carter..... 1925-26-27
 Dillard, Hardy..... 1960-61
 Dobies, Andrew..... 2002-03-04
 Dodson, James R., Jr (Capt.)... 1939-40-41
 Doering, Don Alban..... 1976
 Doherty, Kevin..... 2013-14-15-16
 Dohner, John..... 1952-53
 Donahue, Grant..... 2016-17-18-19
 Doolittle, Sean..... 2005-06-07
 Doughty, Matt..... 2015
 Douglas, M.T..... 1911-12-13
 Dowhower, Brian..... 1990
 Dowhower, Deron..... 1991-92-93
 Downes, Brandon..... 2012-13-14
 Doyle, David Scott..... 1976
 Doyle, Tommy..... 2015-16-17
 Dozier, Doak..... 2016
 Drissel, Virgil Homer (Capt.)... 1932-33-34
 Drummond, H.C..... 1916
 Duff, David Arnold..... 1977-78-79
 Duke, Lee Monroe, II (Mgr.)... 1976
 Duncan, Columbus, Jr..... 1976-77-78
 Dunn, David H..... 1929
 Dunn, J. Willcox..... 1920-21-22
 Dunn, Matt..... 2003-04
 Dvorak, W..... 1956

E

Eason, Connor..... 2016
 East, Jeffrey Glenn..... 1983
 Edmunds, James, III..... 1936-37-38
 Edwards, William..... 1954-55-56
 Effertz, Joel..... 2012
 Eikhoff, Nate..... 2016-17-18-19
 Eisenman, Arthur F., Jr..... 1950
 Ellington, Samuel E. (Capt.)... 1946-47
 Elliott, Carleton..... 1949
 Ellis, Charles W..... 1950
 Ellis, James Lindell..... 1930
 Ellis, Jordan..... 2005
 Ellis, Robert Anthony..... 1974-75
 Emerson, Robert Marye..... 1975-76-77
 Erbaugh, Douglas William..... 1981
 Evans, Hugh McCloskey..... 1988
 Evans, Kerr Stewart, Jr..... 1966-67-68
 Evans, Tom P..... 1948-49-50

F

Fahy, Kevin..... 1994
 Farmer, Paul..... 1927
 Farquhar, Norman..... 1941-42
 Farrell, Jeremy..... 2006-07-08
 Farson, George W..... 1960-61-62
 Fay, R.R..... 1919
 Fayonsky, Sam W..... 1928
 Fechter, William C..... 1942
 Fiegel, Todd Andrew..... 1989-90-91
 Finlay, E..... 1912-13
 Fisher, Chad..... 2004
 Fisher, Derek..... 2012-13-14
 Fisher, Stanford A..... 1961
 Fitchett, M.S..... 1910-11-13-14-15
 Fitz-Hugh, G.S., Jr. (Mgr.)... 1961
 Fitzhugh, Donald Lewis..... 1935
 Fletcher, G.R..... 1931-32-33
 Florio, Joe..... 2005
 Floyd, E.N. (Mgr.)..... 1910

Floyd, Mike..... 1999-00
 Ford, Kevin..... 1993-94-95-96
 Forst, John J..... 1949-50
 Forsy, Joseph..... 1954-55-56
 Foster, Henry P..... 1923-24
 Fox, Robert D..... 1961-62
 Friedberg, Samuel..... 1926-27-28
 Fulton, W.H..... 1907-08-09
 Fuqua, Michael Bond..... 1985-86

G

Gale, Christopher..... 2001-02-03-04
 Galloway, John..... 1994-95-96
 Gammon, F.A..... 1914-15-16
 Gammon, Larry J..... 1964-65-67
 Gardner, Scott Alan..... 1973-74-75
 Garland, John..... 1953-54
 Gerstenmaier, Jack..... 2015-16-18
 Gelof, Zachary..... 2019-20
 Ghrist, Jordan..... 2002-03-04
 Gibson, Carl E., Jr. (Capt.)... 1963-64-65
 Gilbert, Peter (Mgr.)..... 1959
 Gill, Jason..... 1991
 Gilleland, Ryan..... 1995-96-97-98
 Gillette, James T., Jr..... 1938-39-40
 Gillette, Turnbull..... 1941-42-43
 Gillispie, Paul..... 2001-02-03-04
 Giraldo, Luis..... 1997-98-99-00
 Glauber, Robert..... 1927-28
 Goodman, Leonard..... 1944
 Goodman, Robert..... 1989-90
 Gonzalez, Julian..... 1996-97-98-99
 Gordon, Geoffrey N..... 1966-68
 Gordon, Michael..... 1979-80-81-82
 Gosney, Luther S..... 1939-40
 Gosselin, Phil..... 2008-09-10
 Gowin, Terry Kent..... 1966
 Gragnani, Reed..... 2010-11-12-13
 Grant, D.W..... 1913-14-15
 Gravins, Thomas B..... 1958-59-60
 Green, B., Jr..... 1914-15-16-17
 Greene, Gary N..... 1969
 Greene, Wayne..... 1952
 Greer, David Oxford..... 1968-69
 Greham, Thomas C..... 1968
 Greisinger, Seth..... 1994-95-96
 Grimes, Donald R (Mgr.)..... 1964
 Grisham, Ty..... 2002-03
 Grounds, Holden..... 2016
 Grovatt, Dan..... 2008-09-10
 Grove, Brad..... 2008-09
 Guy, David Powell..... 1985-86-87-88
 Guyer, Brandon..... 2005-06-07
 Gwathmey, H.H..... 1917-18-19

H

Haden, Gregory Keith..... 1976-77-78-79
 Haden, Robert H..... 1941
 Hagan, Tom..... 2003-04-05-06
 Hall, Aza Tyndall..... 1935
 Hall, Charles Y., Jr. (Capt.)... 1967-68
 Hall, Franklin Woodrow, Jr..... 1984-85
 Hall, McClure..... 1958
 Hall, Rodney Dean..... 1973-74
 Hall, William Edwin..... 1970-71-72
 Hall, W.H., Jr (Capt.)..... 1956-57-58
 Hall, Yates..... 1992-93-94
 Halley, Shane..... 2009-10-11-12
 Halstead, Arthur L..... 1965-66-67
 Hamrock, Drew..... 2019-20
 Haney, Keith..... 1995-96-97-98
 Hansard, Greg..... 2000-01-02-03
 Hardy, Robert (Capt.)..... 1955-56-57
 Hare, Reese..... 1927
 Harman, William B..... 1939-40-41
 Harrington, Chesdin..... 2016-17-18-19-20
 Harrington, Colin..... 2011-12-13
 Harris, Duane A..... 1973
 Harris, Glenn Raymond..... 1980-81-82-83
 Harris, Stanley S..... 1950
 Harrison, Jalen..... 2017-18
 Harrison, Preston..... 1953
 Harrison, Robert E., Jr..... 1921-22
 Hartman, Chris..... 1993
 Harvey, William Lee (Capt.)... 1974-75-76
 Haseley, Adam..... 2015-16-17
 Headd, Scott..... 2002-03-04-05
 Heatwole, Gary Douglas..... 1972-73-74

LETTERWINNERS

Helmer, George	1991-92
Henry, Tim	2004-05-06-07
Heon, Steven N. (Capt.)	1979-80-81-82
Hernandez, Reynaldo	1992
Hernond, Ken	1993
Heurich, Robert G	1950
Hewitt, J.S.	1913
Hickman, Canon	2001-02-03-04
Hicks, Ben	2002
Hicks, John	2009-10-11
Hicks, William Joseph	1952-53
Hielig, Robert	1959
Hilburn, Brian Michael	1970-71-72-73
Himes, Ben	2000
Hlinka, Christian	2018-20
Hoare, Tommy Ehler (Capt.)	1982-83-84
Hoch, Casey	1991-92
Hodges, Thomas B.	1964
Hodgson, Asbury Hull	1921
Hodorovich, Jacob	2020
Hoff, J.F.	1907-08-09
Hoffer, Martin S	1936
Holden, Richard Derr	1978
Holland, Howard	1923-24-25-26-27
Holland, William Whitaker	1930
Hollar, Barry Lynn	1974-75
Hollar, Hunter Ray	1968-70-71
Honaker, S.W.	1907-08-09-11-12
Hooff, Charles Rapley, Jr.	1933-34-35
Hopkins, David Mark	1981-82
Hopkins, Richard L	1967-68
Horton, David Scott	1983-84-85-86
Horton, Ricky Neal	1978-79-80
Howard, Nick	2012-13-14
Howze, C.P.	1919
Hubbard, Garland R.	1923-24
Hudson, Ryan	2004-05-06-07
Hume, J.S.	1909-10-11-12
Huff, Robert M (Capt.)	1947-48-49
Hultzen, Danny	2009-10-11
Hunt, Corey	2008-09-10-11
Hunt, Shooter	2005-06
Hurrie, Mark	1999-00-01-02
Hushion, John B.	1927-28

I

Inge, Clifton	1956-57
Irving, Nate	2012-13-14

J

James Philip	1942
Jarecke, Robert F.	1944-50
Jeffries, Thomas N.	1927
Jenkins, Walker	2020
Johns, Douglas Alan	1987-88-89-90
Johnson, Ed C.	1958
Johnson, J.M.	1944
Jones, A.P.	1907
Jones, Carlton Shepherd	1980
Jones, Chris (Capt.)	1993-94
Jones, Connor	2014-15-16
Jones, Maury L.	1954-55
Jordan, Howard Tyler	1972-73-74-75
Jordan, W.H.	1908
Jortland, Robert	1962
Joseph, Charles	1956-57-58
Judkins, William L., III	1969-71-72

K

Kahn, Sam	1993-94-95-96
Kalamaya, Ryan	1999-00
Kampshor, John	1981-82-83-84
Kamrath, Jeff	2001-02-03-04-05
Kantor, Doug	1988-89-90
Karstetter, Ryan	2016
Kasprzak, John F., Jr.	1986
Katos, Michael J.	1966
Kavulich, Andrew	1986-87-89
Keesee, Stuart	1956
Keiper, Tommy	1998-99-00
Kelley, William R.	1968
Kemmerer, Jon	1995-96-97-98
Kendall, Charles R.	1941
Kennedy, Casey	1997-98-99
Kent, Nic	2019-20
Keyser, Thomas Franklin	1975
Kihm, Edward (Capt.)	1968-69-70-71

Kindley, Wilbur A.	1924-25-26
King, Charles C., Jr.	1940
King, Jared	2009-11-12-13
Kinsman, Ted	1995-96-97-98
Kirby, Nathan	2013-14-15
Kirk, Herbert	1943
Kirkeide, Kyle	1996
Kirtley, Todd	1982
Kirwin, Paul	1952-53
Kizer, John P.	1938
Kline, Brandon	2010-11-12
Knight, Caleb	2017-18
Kolar, Kye	2004
Koontz, James Andrew	1982-83-84-85
Korber, Douglas John	1976-77
Kosanovich, Paul	2019-20
Koshansky, Joe	2001-02-03-04
Koval, Barry B.	1966
Kowalski, Keith (Capt.)	1984-85-86
Krekorian, Kent	2004
Kruger, Theodore (Mgr.)	1949
Kruse, Kent Todd	1990-91-92-93
Kughn, Christopher J.	1987-88-89-90
Kuyk, Charles F.G.	1921
Kuyk, Dirk A.	1920-21-22

L

LaCross, David Michael	1972-73-74
Laird, Adam	2002-03-04-05
Lambert, Casey	2004-05-06-07
Lambiotte, Jules, Jr. (Capt.)	1962-63-64
Landes, W.D.	1913-14
Lane, Fletcher	2000
Lange, Joseph Anthony	1981-82-83
Lange, Paul	1990-91
Lankford, Frank G.	1990-91-92-93
LaPorta, Scott Albert	1982-84
La Prise, John	2013-14-15
Larison, Robert	1957
Laszewski, Marion (Mgr.)	1955
Latchum, Henry	1943
Latham, Anthony	1981-82-83
Laughlin, Dillard C.	1950
LaVigne, Tim	1997-98-99-00
Lawler, L.F.	1907
Lawler, Robert P.	1933-34
Leachman, John P.	1946-47-48-49
Lebreux, Marc	2020
Lee, Andrew	1996
Lee, Charles B.	1925-26-27-28
Lee, Harry (Capt.)	1952-53-54-55
Lee, Keith Lamont	1986-87-88-89
Lee, Sam Lile	1931-32-33
Lescanec, Loyde West	1977-78-79-80
Levine, Ryan	2011
Lewicki, Artie	2011-12-13-14
Lewis, Minor Botts	1930
Lile, M.C.	1911-12-13-14
Limburg, Pete	1962
Limburg, Ronald	1960
Lindner, Michael David	1987-88-89-90
Linder, Steve	1991-92-93-94
Linker, Robert L.	1958
Liskey, Keith A.	1965-66-67
Lisle, Brett	2013-14
Lohr, Charles Michael	1958-59-60
Long, Maurice G., Jr.	1930
Long, Michael Alan	1987-88-89-90
Lopez, Javier	1996-97-98
Lorick, Jeff	2007-08-09
Lowry, Christian	2015
Lucas, John W.	1934
Lucas, Sean	2009
Lucido, Matt	2004
Luck, Samuel P., Jr. (Capt.)	1932-33-34
Luina, Miguel	2002-03-04
Luse, Jan M.	1969
Luther, James H.	1925
Lutton, David	1995
Lynch, Daniel	2016-17-18
Lynch, David Wayne	1982-83-84-85

M

MacDonald, Alexander (Mgr.)	1912
MacFarland, Benjamin S.	1935
Mackenzie, Charles G.	1938
Macon, Barclay	2001
Madden, Kevin Michael (Capt.)	1984-85
Maddux, H.C.	1907-08
Mahood, Alexander M.	1922
Mahood, C.D.	1918-19-20-21
Male, Evan James	1935-36-37
Malloy, Robert William	1983-84-85-86
Malone, Scott Patrick	1989-90
Mangum, Charles (Capt.)	1977-78-79-80
Maphis, Sam W.	1924-25
Marchetti, Louis	1949-50
Marinak, Chris	1999-00-01-02
Marrale, Michael, Jr.	1987-88
Marsh, Brandon	2006-07
Marshall, Samuel B.	1939
Martin, Marion	1957-58
Martinsen, Hans Rolf	1989-90-91-92
Marvin, Robbin M. (Capt.)	1969-70-71-72
Marvin, Robbin	1999-00
Marwitz, David Bradley	1984-85-86
Massie, Henry M, Jr.	1962-63-64
Massimini, Michael Francis	1970
Mawyer, William Ivar, Jr.	1976
Mayberry, Whit	2010-11-12-13-14
Mayer, Grant	2000
Maynard, Daniel Joseph (Capt.)	1984-85
Mazurek, Marty	1995
McAlpine, Robert E (Mgr.)	1942
McAnaney, Pat.	2005-06-07-08
McCall, J.E., Jr.	1916-17-18
McCall, J.L.	1919-20
McCann, William T.	1939-40-41
McCarthy, Jake	2016-17-18
McCarthy, Joe	2013-14-15
McCleary, Shawn	1999-00-01-02
McClelland, Walter	1943
McCormick, Hugh D.	1928
McCoy, Doug	1983
McCoy, John	1944
McCoy, Kallen	2001-02
McCoy, Thomas A.	1923-24-25-26
McCrory, John Walter	1987-88-89
McDonald, Kevin Francis	1986-87-88
McGarry, Griff	2018-19-20
McGettigan, Brian	1994-95-96
McGee, Robert	1960
McGrane, Eric	1998-99-00
McGraw, James Albert (Mgr.)	1970-71
McGuire, John	1913
McKee, Tom (Mgr.)	1956-57
McKinley, Robert A.	1942-43
McLaughlin, James, II (Capt.)	1986-87
McMahon, Harry, Jr.	1972-73-74
McMillan, Mark	1987-88-89-90
Meadows, Terry	1993-94-95-96
Meeks, Donald Marshall	1980-81-82
Meleski, Mark Stephen	1979-80-81
Melrose, J.T.	1929
Melroy, Donald James	1990-91-92-93
Meola, Anthony Michael	1988
Meola, Jonathan	2016
Mercer, Richard Wayne	1983
Merchak, Daniel John	1969-70
Merical, Tom	1997-98
Merrill, Sereno	1940
Merritt, Charles W.	1942
Messinger, Zach	2019-20
Metzger, Jon	1998-99-00
Meyer, Mack	2018
Michaels, Logan	2019-20
Miclat, Greg	2006-07-08
Mielziner, William Samuel	1929-30
Millen, Robert S.	1930
Miller, C. Bradley	1982-83
Miller, Courtney Stuart	1984-85-86
Miller, James	1953-54
Miller, William	1955
Mitchell, Chace	2012
Mitchell, Mike	2004-05-06-07
Mitchell, Shawn	1991-92-93-94
Moon, Norman K. (Mgr.)	1958
Moore, Charles (Capt.)	1976-77-78-79
Moore, James Anthony	1990

Moore, J.S.	1907-08-09
Moore, J.F. (Mgr.)	1912
Moore, Kalvin Edwin	1968
Moore, Matt	1992-93-94-95
Moore, Tony	1988-89-90
Moran, W.G., Jr.	1919-20
Morey, Robert	2008-09-10
Morgenthaler, Scott	2003-04-05
Morris, Dewey	1958-59
Morris, Tanner	2018-19
Morton, J.W.	1917-18
Moses, H.	1907-08
Mount, M.B.	1919
Moyer, James	1955-56-57
Moynihnan, Matt (Mgr.)	2004-06
Mullmann, Ted M.	1952-53
Muncy, James Lee	1986-87
Murdock, Noah	2017-18-19
Murray, James Kirtis, III	1983-84
Musser, Jeffrey Stefan	1979-80
Mustard, Joseph Carson	1936
Myers, Josh	2003-04-05-06
Myers, Timothy Robert	1987

N

Narleski, William (Capt.)	1984-85-86-87
Nash, W.H. (Mgr.)	1911
Neeck, Brandon	2020
Neff, D.W.	1912-13-14
Neighbors, Henry	1944-46
Newell, Chris	2020
Newlen, Carlton D.	1947-48
Newmyer, Armand	1943
Newton, Robert	2001-02
Nichols, Frank P, Jr.	1939-40
Nicholson, Bobby	2017-18
Nietopski, Jim	1982
Niskey, Brian Patrick	1989-90-91
Nistad, Peter J.	1937-39
Noe, Charles W.	1946-47-48-50
Northern, David	1952-53-54
Norwood, Steven Howard	1976-77-78
Novak, Justin	2015-16-17-18
Novick, Joe	2001
Nuckols, Bradley	1996-97-98-99

O

O'Connor, Chad	2010
O'Neill, Barrett	2012
O'Sullivan, Kevin	1990-91
Oest, Trey	2013
Ortiz, Devin	2018-19-20
Ouellette, Ryan	2005
Owens, Stanley Hart	1968

P

Packer, Matt	2007-08-09
Paisley, Teddy	2017
Pallotta, Dean Allen	1973-74-75
Pallotta, Eugene Angelo	1973-74-75
Pandak, William M.	1946-47-48-49
Papantonis, Andrew	2018
Papi, Mike	2012-13-14
Parker, Eric	1993-94
Parker, Jarrett	2008-09-10
Parker, Will	2000-01
Parrish, Robert R.	1922-23-24-25
Parrott, Robert	1948-50
Paschall, J.R.	1915
Patton, James	1948-49-50
Patton, James D., III	1942-43-46
Patton, Samuel J.	1950
Paulson, Louis George	1967-68-69
Pearson, W.H.	1909-10
Peebles, James E.	1961
Peirce, Brooke (Mgr.)	1942
Peizer, Jeremy Reis	1981
Peltz, James Carnime	1944
Percy, William A.	1960-61
Pettway, W.B.	1919-20-21
Phillips, L.L.	1914-15-16
Phillips, Tom	1948-49-50
Pickford, R.H.	1910-11
Pincavage, John V	1964-65
Pinder, J.B., Jr.	1931-32
Pinder, Joseph W.	1937-38-39
Pinero, Daniel	2014-15-16

LETTERWINNERS

Pohle, George 1962
 Poindexter, William Green.....1934-36
 Pope, Claiborne McD. (Mgr.)..... 1936
 Poppert, David 1999-00
 Poss, Charles E. 1931-32-33
 Post, Mark..... 1993-94-95-96
 Poutier, Robert (Capt.-2) .. 2005-07-08-09
 Powell, Bert 1956-57
 Power, William B. (Capt.).....1958-59-60
 Price, Billy.....2019-20
 Priest, Mike 2002-03
 Priftis, George (Capt.) 1980-81-82-83
 Pritchard, W.I. 1918-19-20-21
 Proscia, Steven.....2009-10-11
 Purvis, Claude E., Jr 1933

R
 Ragsdale, George..... 2013
 Randolph, Middleton E.....1928-29
 Ranzetta, Timothy John.....1988-89
 Ratcliffe, Clyde..... 1959
 ReDavid, Louis F..... 1939
 Reed, Mayo (Mgr.).....1955-56
 Reid, R.T. (Mgr. and Coach).....1910-11
 Rentch, Bruce W 1962-63-64
 Rephan, Daughtery (Mgr.)..... 1952
 Reusing, William R 1960-61
 Reynolds, Mark 2002-03-04
 Rice, L.L. 1907
 Richard, Roy Williams (Capt.) 1944-50
 Richardson, Ben.....1997-98
 Richardson, Cayman.....2017-18-19
 Riesenfeld, Andrew 2000-01-02-03
 Riffe, Mark 2008
 Rivell, Robert Richard 1987-88-89-90
 Rivoli, Brendan 2018-19-20
 Rixey, Eppa, Jr. 1912-13-14
 Rixey, W.W. 1917-18-19
 Roach, Melvin 1952-53
 Roan, F.J..... 1911
 Roberts, Clarke 1996-97-98
 Roberts, Jack..... 2015-16-17
 Roberts, Will 2009-10-11
 Robinson, Adam 1994-95-96
 Robinson, Joe (Mgr.) 1948
 Robinson, Robby 1994-95-96
 Roe, Shawn 2004
 Rogers, John 1954-55
 Rogers, Orlin (Capt.)..... 1933-34-35
 Rogers, W.E. 1966
 Rohm, Blake 2018
 Rosenberger, David..... 2013-14-15-16
 Rothwell, S.S. 1918
 Rourke, Stephen (Mgr.) 1979
 Rowell, Joseph W (Capt.) 1946-47
 Rueffert, Mark..... 1998-99-00-01
 Rudd, Steven Kent 1983-84-85
 Ruffin, Sidney M. (Mgr.) 1939
 Rule, Jake.....2007-08
 Russell, Fred.....1957-59
 Ryuk, Todd Eric..... 1989-90-91-92
 Ryder, Jack 1952

S
 Sammons, C. David (Capt.) .. 1986-87-88-89
 Sanchez, Cristian 2020
 Sargent, George L 1941
 Sargeant, James E. (Capt.) 1939
 Savedge, Henry Kent 1985-86-87
 Savino, Nate 2020
 Sawrie, N.J. 1907-08
 Sayer, Richard..... 1960
 Sborz, Josh 2013-14-15
 Scafuoro, Albert O..... 1942
 Scaglione, John 2006-07
 Schenk, Jonathan 1996
 Schlim, Joseph Alexander 1985-86
 Schoch, Stephen 2020
 Schuett, Andrew M 1977-78-79
 Schultz, Robert F., Jr. (Capt.) 1967-69
 Schulz, John R 1946-49-50
 Schwab, John (Mgr.) 1954
 Schwartz, Charles Frederick 1935-36
 Schwimer, Michael..... 2005-06-07-08
 Scott, Carter (Capt.) 1962-63
 Seabolt, Charles F.....1967-68
 Seabolt, Louie H., Jr.....1963-64

Seabury, Beau.....2006-07
 Sebo, James Robert 1970-71
 Seiler, Stuart Keith 1987-88-89-90
 Sellers, Robert Scott 1974-75
 Sekany, Jason 1996
 Seward, Donnie..... 1993-94-95-96
 Sexton, Thomas K..... 1922
 Shambora, Tyler 2016-17
 Sharff, Richard Lee.....1988-89-90
 Sheap, Christopher N. (Mgr.) 1965
 Sheets, Roland Thayer..... 1959-60-61
 Sherlock, Brian 1995-96-97-98
 Shifflett, Mitchell 2011-12
 Shoor, Robert Murray..... 1936
 Shore, Casey 1990-91-92-93
 Shrout, Kevin 1997-98-99-00
 Shulman, Harold 1965
 Silverstein, Scott..... 2009-11-12-13
 Simmons, Cameron..... 2016-18-19
 Sippley, Frank (Capt.).....1931-32
 Slaughter, Sean 2004
 Sloan, Andrew MacKinnon..... 1986
 Sloan, John Kirkpatrick 1929-30
 Slutz, R.J. 1994-95
 Smith, Alex 2004-05-06-07
 Smith, Clifford (Capt.) 1974-75-76-77
 Smith, Edward A. (Mgr.) 1960
 Smith, E.W. 1915-16-17-18-19
 Smith, Pavin..... 2015-16-17
 Smith, Ryan 2008
 Smith, Walter C 1939-40
 Smith, Wayne Stephen.....1980-81
 Smither, Kenneth William 1980-81
 Snapp, Kent..... 1991
 Snoddy, Eric 1997-98
 Solan, Richard J 1964-65
 Sousa, Bennett 2015-16-17-18
 Spencer, William A.....1961-62
 Sperling, Evan..... 2017-18-19-20
 Spigone, Richard C (Capt.)..... 1969-70-71
 Spooner, Gabe 2002-03
 Sposato, Peter Joseph..... 1976-77-78-79
 Sroba, Joseph Peter 1975
 Sroba, Stephen John, Jr... 1971-72-73-73
 Starr, Shooter 2000-01-02-03-04
 Stearns, RN. 1919
 Steinburg, H.C. 1931-32
 Stephens, John W, Jr 1928-29
 Stevens, Robert Matthew.....1983-84
 Stock, Kevin Alan 1989-90-91-92
 Stickley, W.E. 1914-15-16
 Stone, David 1999-00-01-02
 Strain, Don 1952
 Strange, John Allan 1971
 Street, Dan 1999-00-01-02
 Street, Matt 2001-02-03-04-05
 Stuart, Steeter Stanley 1990-91-92-93
 Stull, Aaron 2011
 Sullivan, Jimmy 2020
 Susong, D.S.....1907-08
 Swab, Kenny 2010-11
 Swanson, Allie 2005-06
 Sweet, Stephen Chris 2000-01-02-03
 Syer, John B.....1960-61
 Syrek, Adam Christopher.....1988-89

T
 Taglieri, Marc (Capt.)... 1991-92-93-94-95
 Talley, Daniel D., III (Mgr.) 1941
 Tanner, Daniel 2003
 Tappen, Alex 2018-19-20
 Tata, Robert.....1952-53
 Tate, Lawrence K. 1962-63-64
 Tate, Robert 1952
 Tavenner, Frank S., Jr 1922
 Taylor, Chris 2010-11-12
 Taylor, Tazewell, Jr..... 1919-20-21-22
 Tazewell, L.W. (Mgr.) 1909
 Tedder, Jackson..... 2017
 Tekker, Cameron.....2013-14
 Temple, Paul Richard 1972
 Thaiss, Matt 2014-15-16
 Thomas, Clayton Allen 1981
 Thomas, Harry Lee, Jr (Capt)1973-74-75-76
 Thomas, John 1997-98-99-00
 Thomas, Paul Stanley 1976-77-78-79
 Thompson, Gregory Dean..... 1980
 Thompson, Jacob 2006-07-08

Thompson, Justin 2009-10-11-12
 Thom, A.P..... 1909
 Thurman, A.G. III 1917-18
 Timberlake, William, Jr (Capt.) 1959-60-61
 Tisdale, Joseph C., Jr 1962-63-64
 Todd, David 1936
 Towns, Kenny 2012-13-14-15
 Trotter, Tom (Mgr.).....1952-53
 Turnbull, Edward R..... 1964-65-66
 Turner, Kenneth 1953-54-55
 Turp, David H (Capt.) 1944-50

U
 Umbach, Arnold William, III ... 1986-87-88
 Umbach, Heath 1991-92
 Underwood, Cecil 1955-56

V
 Valdes, Franco 2008-09-10
 Vance, Robert G., Jr. 1920-21
 Vasil, Mike 2019-20
 Ventre, Adam 2005
 Vernon, Roger 1949
 Vest, Ryland H 1963
 Veth, George Andrew 1989
 Vick, Todd Whitfield 1988
 Voigt, Paul Kenneth 1977-78-79
 Vroman, Doug 2000-01

W
 Waddell, Brandon 2013-14-15
 Wade, Neal O., Jr..... 1946-47-48-49
 Wagner, Craig Steven 1970-73
 Walker, A.S., (Capt.) 1907-08-09
 Walker, C.C. 1909
 Walsh, Charles M., III (Capt.) 1940-41-42
 Washington, James 1991
 Watkins, John C 1922
 Weber, Andy 2016-17-18
 Wehrle, Robert E. (Mgr.)..... 1950
 Weiller, Jack 2016-18-19
 Weinberg, Joseph Sidney 1981
 Weisinger, Chester..... 1952
 Wentz, Earle Russell..... 1963
 Werman, Keith 2009-10-11-12
 Werman, Kyle 2001-02-03-04-05
 West, George F 1942
 West, William, Jr (Capt.)... 1978-79-80-81
 White, Charles A 1968-69
 White, C.M. 1917-18
 White, J.L. 1914-15-16-17
 White, Syd 1953
 White, William Duval..... 1972-73-74-75
 Whitehead, Richard C 1965-66-67
 Whitley, Reece (Capt.).....1957-59
 Whitten, Kyle..... 2018-19-20
 Wilcox, James S., Jr..... 1944
 Wilcox, Mack R., Jr 1964-65
 Willey, John R..... 1939-40-41
 Williams Charles Edward.. 1970-71-72-73
 Williams, Jonathan (Capt.) . 1971-72-73-74
 Williams, "Lump" (Mgr.).....1954-55
 Willis, Symmion..... 1996
 Wilson, Johnnie 1988-89-90-91
 Wilson, Thomas Patrick (Capt.)...1976-78
 Wilson, Riley 2017-18-19
 Wilson, Tyler..... 2008-09-10-11
 Wilson, William L..... 1946
 Wiltshire, Richard W 1941-42
 Wingfield, Patrick 2005-06-07-08
 Winiarski, Cody 2010-11
 Winn, Robert..... 1949-50-51
 Withelder, Greg 1998-99
 Witmer, C.A. 1910-11
 Woodruff, Thomas 2012-13-14-15
 Woodson, D.B., Jr. 1907
 Woolfolk, R.K. 1919
 Word, Robert 2000-01-02
 Word, W.E., Jr 1915
 Wrenn, McDonald E..... 1925-26-27-28
 Wright, Edward Henry..... 1930
 Wright, John..... 1959
 Wyant, Hunter 1998-99-00-01
 Wyatt, Matt 2020

Y
 Yarbrough, A. N 1958
 Yates, William Guerald..... 1968
 Yevak, Thomas Edward 1985-86-87
 Young, Austin 2011-12-13-14

Z
 Zaikov, Craig 1993-94-95-96
 Zawatski, Geoff 1995-96
 Zdacewicz, Raymond.....1976-78
 Zehmer, Charles L 1953-54-55
 Zentgraf, Anthony Leo.....1975-76
 Zimmerman, Alan 2001-02-03-04
 Zimmerman, Ryan 2003-04-05
 Zucchelli, Ron 1989-90-91-92

VIRGINIA ADMINISTRATION

JAMES E. RYAN UNIVERSITY PRESIDENT



James E. Ryan serves as the ninth president of the University of Virginia. A leading expert on law and education,

Ryan has written extensively about the ways in which law structures educational opportunity. His articles and essays

address such topics as school desegregation, school finance, school choice, standards and testing, pre-K, and the intersection of special education and neuroscience. Ryan is also the coauthor of the textbook "Educational Policy and the Law" and the author of "Five Miles Away, A World Apart," which was published in 2010 by Oxford University Press. Ryan's most recent book, "Wait, What? And Life's Other Essential Questions," based on his popular 2016 commencement speech, was published in 2017 by HarperOne and is a New York Times best-seller. In addition, Ryan has authored articles on constitutional law and theory and has argued before the United States Supreme Court.

Before coming to UVA, Ryan served as Dean of the Harvard Graduate School of Education. In this role, Ryan increased the size, strength, and diversity of the faculty through new hires and promotions. He established the Harvard Teacher Fellows program, an innovative teacher training program for Harvard College seniors and recent alumni, and began a school-wide effort to reimagine its master's degree programs. Ryan oversaw an expansion of professional education, including the creation of two new online certificate programs, and launched Usable Knowledge, an online resource designed to broadly disseminate actionable research findings in education. He and colleagues also embarked on an ongoing effort entitled "Fulfilling the Promise of Diversity," intended to prepare students for careers working in diverse environments, and resulting in new courses, prominent speakers, and teaching workshops related to diversity and inclusion. Under his leadership, the school surpassed its campaign goal of \$250 million more than a year ahead of schedule, and raised the largest gift in the school's history, a \$35.5 million gift to establish the Zaentz Early Education Initiative.

Before his deanship, Ryan was the Matheson & Morgenthau Distinguished Professor at the University of Virginia School of Law. He also served as academic associate dean from 2005 to 2009 and founded and directed the school's Program in Law and Public Service. While at Virginia, Ryan received an All-University Teaching Award, an Outstanding Faculty Award from the State Council of Higher Education for Virginia, and several awards for his scholarship. Ryan has been a visiting professor at Harvard, Yale, and the University of Auckland. He has also served on numerous education boards and commissions, including the U.S. Department of Education's Equity and Excellence Commission and the board of the Maya Angelou Public Charter School in Washington, D.C. Ryan received his AB summa cum laude from Yale University and his JD from the University of Virginia, which he attended on a full scholarship and from which he graduated first in his class. After law school, Ryan clerked for William H. Rehnquist, the late Chief Justice of the United States, and then worked in Newark, N.J., as a public interest lawyer before entering into teaching. Ryan and his wife, Katie, who is also an alum of the UVA School of Law, have four children.

Before his deanship, Ryan was the Matheson & Morgenthau Distinguished Professor at the University of Virginia School of Law. He also served as academic associate dean from 2005 to 2009 and founded and directed the school's Program in Law and Public Service. While at Virginia, Ryan received an All-University Teaching Award, an Outstanding Faculty Award from the State Council of Higher Education for Virginia, and several awards for his scholarship. Ryan has been a visiting professor at Harvard, Yale, and the University of Auckland. He has also served on numerous education boards and commissions, including the U.S. Department of Education's Equity and Excellence Commission and the board of the Maya Angelou Public Charter School in Washington, D.C. Ryan received his AB summa cum laude from Yale University and his JD from the University of Virginia, which he attended on a full scholarship and from which he graduated first in his class. After law school, Ryan clerked for William H. Rehnquist, the late Chief Justice of the United States, and then worked in Newark, N.J., as a public interest lawyer before entering into teaching. Ryan and his wife, Katie, who is also an alum of the UVA School of Law, have four children.

Before his deanship, Ryan was the Matheson & Morgenthau Distinguished Professor at the University of Virginia School of Law. He also served as academic associate dean from 2005 to 2009 and founded and directed the school's Program in Law and Public Service. While at Virginia, Ryan received an All-University Teaching Award, an Outstanding Faculty Award from the State Council of Higher Education for Virginia, and several awards for his scholarship. Ryan has been a visiting professor at Harvard, Yale, and the University of Auckland. He has also served on numerous education boards and commissions, including the U.S. Department of Education's Equity and Excellence Commission and the board of the Maya Angelou Public Charter School in Washington, D.C. Ryan received his AB summa cum laude from Yale University and his JD from the University of Virginia, which he attended on a full scholarship and from which he graduated first in his class. After law school, Ryan clerked for William H. Rehnquist, the late Chief Justice of the United States, and then worked in Newark, N.J., as a public interest lawyer before entering into teaching. Ryan and his wife, Katie, who is also an alum of the UVA School of Law, have four children.

CARLA WILLIAMS DIRECTOR OF ATHLETICS



In the short time since Carla Williams was named Virginia's director of athletics in October of 2017, she has made an impact on the Cavaliers athletics landscape. Quite literally.

With a background as a student-athlete, coach and administrator, Williams' approach to leading Virginia is forward thinking. Her focus is on providing opportunities for student-athletes to maximize their college experience while establishing a culture and support system for the sport programs to compete for championships. Above all, her commitment to academic excellence is unwavering.

Williams wants student-athletes at UVA to grow, prosper and prepare themselves for their futures away from athletic competitions. To ensure that approach becomes a reality, she announced The Master Plan project in 2018 that will set the course for generations of future Hoos.

The \$180 million Master Plan addresses the immediate needs to upgrade facilities for the Cavalier football program and UVA Olympic Sports Administrative buildings, sport performance centers and new playing surfaces will be the most visible phases of the project that also includes the demolition of University Hall.

The services and support areas encompassed within the project will have meaningful and lasting impacts on student-athletes in the form of leadership, ethics, stewardship, wellness and academic achievement.

It is a plan that is aggressive in scope, but one that Williams feels is needed to ensure UVA's place among the nation's leading athletics departments. The end result will provide student-athletes an unsurpassed experience in terms of personal development.

During her short tenure as UVA's athletics director, Williams has witnessed a revival of the Cavalier football program and a history-making performance by the men's basketball team. Under coach Bronco Mendenhall, UVA's football program has gone to three-straight bowl games including the program's first Orange Bowl in 2019.

The Virginia men's basketball team won the program's first NCAA Championship in 2019, finishing the tournament with a run of three dramatic come-from-behind victories to cap an epic storyline after UVA exited the championship a year earlier as the first No. 1 seed to lose to a No. 16 seed.

The Cavalier men's lacrosse team captured its eighth national title in 2019 and helped UVA to an eighth-place finish in the Directors' Cup. Virginia also claimed the Capitol One Cup for men's sports in 2019, the second time it won the award since 2015.

In the classroom, UVA student-athletes have set record numbers for placement on the ACC Honor Roll, achieved highest grade point average totals in program history and been recognized by the NCAA for outstanding achievement on academic progress reports.

Williams' appointment at Virginia made her the first female African-American athletics director at a Power Five conference institution. At the time, she was the fifth active female athletics director at that level.

Prior to Virginia, Williams served as an athletics administrator at the University of Georgia for 13 years and was named deputy director of athletics in 2015.

During Williams' tenure as an administrator at Georgia, its athletics teams won 16 NCAA team championships and 37 Southeastern Conference titles.

In her role as deputy director of athletics at Georgia, Williams was responsible for the day-to-day operations of the department and its \$127 million budget. She served as administrator for the Bulldogs' football and Lady Bulldogs' women's basketball programs and also had supervisory responsibility for academic support services, business operations, compliance, event management, external operations, facilities and new construction, human resources, sports facilitators (21 sports and 15 head coaches), sports medicine, strength and conditioning, student services and ticketing. She helped to oversee \$162 million in facility additions, upgrades and improvements for the UGA athletics program.



VIRGINIA ADMINISTRATION

Williams served as the Georgia Athletic Association's liaison to the president's office, provost's office, general counsel, equal opportunity office and student affairs. She also served as the athletics department's deputy Title IX officer.

Williams has the unique background of competing, coaching and administering at the highest levels of intercollegiate athletics. She was an All-SEC guard on the basketball court, then helped recruit and coach some of the greatest teams in Georgia's history before moving on to become one of the highest-ranking female administrators in Division I athletics.

Williams began her administrative career at Georgia in 2004. She served as associate athletic director (2004-2008), senior associate athletic director (2008-2011) and executive associate athletic director (2011-2015) before being promoted to deputy director of athletics.

Prior to joining the Bulldogs' staff, Williams was an assistant director of athletics at Vanderbilt (2000-03) and an associate director of athletics (2003-04).

She oversaw 11 men's and women's sports as well as the Commodores' CHAMPS/Life Skills program. From 1997-1998, Williams was coordinator for student-athlete development and life skills at Florida State. While completing her Ph.D. in sport administration, Williams was also a graduate assistant for athletic academic support from 1998-2000.



Over the course of her career in intercollegiate athletics, Williams has administrative experience with each varsity sport sponsored by Virginia with the exceptions of field hockey, rowing, squash and wrestling.

Williams was instrumental in Georgia's programming to enhance the lives of its student-athletes and prepare them for a life beyond athletics, including its comprehensive "The Georgia Way" program. She also helped build ties for Bulldog alumni, including the creation of UGA's NFL alumni development program. Her involvement at Georgia included serving as a member of the student-athlete conduct committee and student wellness committee. She was involved in general campus affairs which included serving on the University's Terry College of Business board of directors and being active in numerous campus personnel search committees.



NCAA and national organization committee membership are a big part of Williams' resume. She served on the executive committee (2010-2014) for the National Association of Collegiate Directors of Athletics. She was a member of the Southeastern Conference's executive committee (2009-2011), participated on the NCAA women's basketball issues committee (2010-2014) and was an executive board member of the National Association of Collegiate Women Athletic Administrators (2007-2009).

A native of LaGrange, Ga., Williams was a three-year starter for the Lady Bulldogs from 1987-89. She finished her career with 1,115 points, 425 assists and 285 steals. Those tallies ranked No. 10, No. 2 and No. 3 among Georgia's career leaders at the completion of her career.

Williams was then an assistant coach on hall of fame coach Andy Landers' staff from 1991-96, including teams which reached the 1995 and 1996 Final Fours, finished as NCAA runner-up in 1996 and won the 1991 and 1996 SEC Championships. Following the 1995-96 season, Williams moved into administration and served as UGA's assistant director of compliance from 1996-97 before continuing her ascent up the administrative ranks at Florida State, Vanderbilt and Georgia.

Williams was an active member in her community, local schools and church and was on the board of directors for the Athens Area Community Foundation and LLL Community Group. She has served as a committee member for Oconee County School System projects and been involved in the Athens Clarke County Mentor Program.

In May 2015, Williams was recognized by the Girl Scouts of Historic Georgia as the Athens Woman of Distinction. That same year she was named one of the top-10 senior woman administrators in the NCAA by the website CollegeAD.org.

Williams and her husband Brian, who holds the title of associate professor of public policy at UVA's Frank Batten School of Leadership and Public Policy, have three children: daughters, Carmen and Camryn, and a son, Joshua.

VIRGINIA ATHLETICS SENIOR STAFF



JIM BOOZ
Deputy Athletics
Director for
Administration



TED WHITE
Deputy Athletics
Director



**BRITNEY
WHITESIDE**
Executive Associate
Athletics Director



STEVE PRITZKER
Executive Associate
Athletics Director/
CFO



NANCY RIVERS
Senior Associate
Athletics Director &
Chief of Staff



TODD GOODALE
Senior Associate
Athletics Director
for External Affairs



DIRK KASTRA
Executive Director
of the Virginia
Athletics Foundation
/ Senior Associate
Athletics Director



**ERIC
BAUMGARTNER**
Associate Athletics
Director for
Compliance

COVERING THE CAVALIERS

The 2021 Virginia Baseball fact book was prepared by the Athletics Media Relations office to assist the news media in its coverage of the Cavaliers this spring. Requests for additional information, feature materials and photographs should be made to AMR.

ATHLETICS MEDIA RELATIONS

University of Virginia
P.O. Box 400853
Charlottesville, VA 22904-4853
(434) 982-5500
VirginiaSports.com

The UVA Athletics Media Relations Office is located on the first floor of John Paul Jones Arena. Regular business hours are 8 a.m. to 5 p.m., Monday through Friday.

PRESS CREDENTIALS

Admission to the Disharoon Park press box is by official credential only and strictly limited to members of the working press. Credentials are not intended for fans, friends or spouses. Cheering is prohibited.

Requests for credentials should be directed to Scott Fitzgerald in AMR no later than 24 hours before game time. Credentials will be left at the will call window at the main entrance or with the parking attendant at the driveway entrance to the stadium and may be picked up beginning two hours prior to gametime.

PARKING PASSES

Requests for Disharoon Park parking passes should be directed to Scott Fitzgerald. These passes (if available) are located in the lower lot off Coogan Way (track lot).

Parking passes are not required in the JPJ West/South lots, across Copeley Road from Kloknër Stadium. Space in the JPJ West/South lots is available on a first-come, first-served basis.

PHOTO CREDENTIALS

All photographers and camera operators must wear a visible credential issued by AMR.

No tripod equipment may be used on field level for the safety of the players. Photographers may shoot in the photo bays at the far end of each dugout as well as areas designated in the grandstand and outfield.

COACH/PLAYER INTERVIEWS

All interviews with coaches and players must be arranged through Scott Fitzgerald in AMR. Please do not contact coaches and student-athletes directly, as this will only slow down the interview process. It is requested that you allow at least one day to arrange interviews.

Players and coaches are typically available before weekday practices between 1:15-1:45 p.m. at Disharoon Park or after practice upon request. Coaches and players are not available for interviews on game day, prior to the game.

Head coach Brian O'Connor is normally available on weekday mornings with advance notice.

POSTGAME INTERVIEWS

Postgame interviews are conducted in the Hall of Fame Room of Disharoon Park after a brief cooling off period. Requested UVA players and head coach Brian O'Connor will be escorted to the HOF Room for all interviews. The UVA clubhouse is closed to the media.

Interviews with visiting team members and coaches will be conducted on the field or in the dugout and are subject to the policy of the visiting team's media relations representative.

TELEPHONES/WIRELESS INTERNET

Wireless Internet is available in the press box. Please see a member of the AMR staff for login directions and passcode. Ethernet lines also are available but are limited.

Should you require your own telephone for game coverage, please contact the AMR office.

GAME SERVICES

Game notes, lineup sheets, fact books/media guides and game programs are available in the press box. Final game statistics are distributed after the game. In-game statistics through StatBroadcast are available for media use only – please see a member of the AMR staff for login instructions.

Live statistics also will be available at VirginiaSports.com/coverage.

TELEVISION/RADIO RIGHTS

Virginia provides one free broadcast phone line for each visiting school for games at Disharoon Park. UVA provides one telephone lines for visiting radio broadcasts. If ISDN lines are needed, please contact the Athletics Media Relations at least one week in advance for further assistance.

Television rights are subject to restrictions set forth by the Atlantic Coast Conference and University of Virginia.

Television and radio crews should contact AMR for credentials to the games they are working. It also is requested that AMR be advised of any special needs crews might have well in advance so details can be worked out.

ATHLETICS MEDIA RELATIONS



JIM DAVES
Assistant AD for
Media Relations

Office243-2467
Mobile962-7668
jimdaves@virginia.edu



SCOTT FITZGERALD
Assistant Director/
Baseball Contact

Office982-9878
Mobile908-246-6818
s.fitzgerald@virginia.edu

PHONE NUMBERS TO NOTE (434)

Athletics Media Relations982-5500
Athletics Ticket Office924-UVA1
(800) 542-UVA1
Baseball Camps243-1066
Sports Promotions/Marketing982-5600
Stadium Press Box244-4071

DIRECTIONS TO DISHAROON PARK

Address: 434 Lannigan Lane,
Charlottesville, VA 22904

From the East/West: Take I-64 to exit 118B (Culpeper-Charlottesville). Take second exit (sign will say University of Virginia Information Center and Business 250 East) and bear right onto Ivy Road. At second light, turn left onto Copeley Road. The baseball field is behind the track on the left and not visible from the road.

From the North: Take Route 29 south into Charlottesville (Emmet Street). Turn right at Massie Road. Go to the next light and turn left onto Copeley Road. The baseball field is behind the track on the right.

From the South: Take Route 29 to Business Route 250 East (sign will say University of Virginia Information Center) and bear right onto Ivy Road. At second stoplight, turn left onto Copeley Road. The baseball field is behind the track on the left.

CAVALIERS ON THE RADIO



Cavalier baseball games are broadcast on WINA 1070 AM and 98.9 FM Charlottesville, the Home of the Hoos. The audio of every game is streamed online at VirginiaSports.com,

WINA produces most University of Virginia baseball games. WINA's Channing Poole (Virginia, '13) will handle the play-by-play duties.

For an updated radio schedule, visit the baseball schedule page at VirginiaSports.com.